

# One Care: March 2016 Enrollment Report

Executive Office of Health & Human Services

MassHealth Demonstration  
to Integrate Care for Dual Eligibles



# Monthly Enrollment Report

- MassHealth issues monthly reports on One Care enrollment activity
- Reports are issued mid-month
- Reports are intended to provide general information to stakeholders

# One Care Rating Category Definitions



- **F1 – Facility-based Care.** Individuals identified as having a long-term facility stay of more than 90 days
- **C3 – Community Tier 3 – High Community Need.** Individuals who have a daily skilled need; two or more Activities of Daily Living (ADL) limitations AND three days of skilled nursing need; and individuals with 4 or more ADL limitations
  - In CY2014, C3 split into two subsets:
    - C3B:** for C3 individuals with certain diagnoses (e.g., quadriplegia, ALS, Muscular Dystrophy and Respirator dependence) leading to costs considerably above the average for current C3
    - C3A:** for remaining C3 individuals
- **C2 – Community Tier 2 – Community High Behavioral Health.** Individuals who have a chronic and ongoing Behavioral Health diagnosis that indicates a high level of service need
  - In CY2014, C2 split into two subsets
    - C2B:** for C2 individuals with co-occurring diagnoses of substance abuse and serious mental illness
    - C2A:** for remaining C2 individuals
- **C1 – Community Tier 1 Community Other.** Individuals in the community who do not meet F1, C2 or C3 criteria



# Total Enrollment

- Effective March 1, 2016, total number of enrollees: 12,596

Total Enrollment by Plan	
Commonwealth Care Alliance (CCA) <sup>1</sup>	10,022
Tufts Health Plan	2,574
Total	12,596

Total Enrollment by Rating Category	
F1	35
C3B	145
C3A	5,015
C2B	767
C2A	3,460
C1	3,163
Unavailable*	11
Total	12,596

<sup>1</sup>As of August 7, 2015, CCA temporarily stopped accepting new One Care enrollments. Members previously enrolled with CCA for One Care may re-enroll. In addition, CCA opened enrollment for a January 1, 2016 effective date for up to 100 new One Care members in Suffolk County.

\*The rating categories for 11 enrollments were unavailable at the time of this report.



# Enrollment Penetration by County

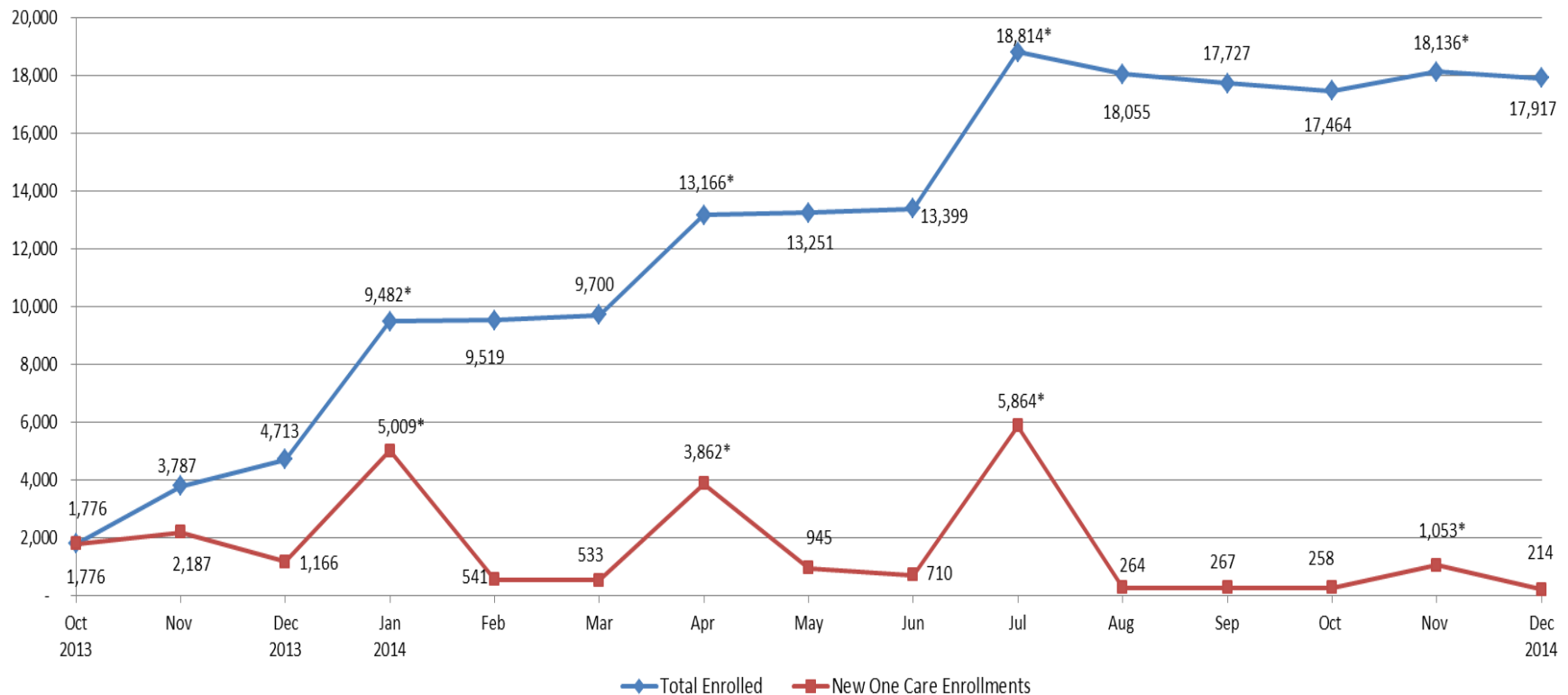
County	Enrolled	Eligible	% Eligible Enrolled
Essex	942	15,339	6.1%
Franklin	72	2,208	3.3%
Hampden	2,563	15,824	16.2%
Hampshire	181	2,740	6.6%
Middlesex	1,312	18,542	7.1%
Norfolk	552	7,696	7.2%
Plymouth	399	7,357	5.4%
Suffolk*	4,166	15,844	26.3%
Worcester*	2,409	16,285	14.8%
Total	12,596	101,835	12.4%

\*Members in these counties may be auto-assigned to a One Care plan

# Enrollment Over Time: Demonstration Year 1



Monthly One Care Enrollments  
Demonstration Year 1 (Oct. 2013 - Dec. 2014)



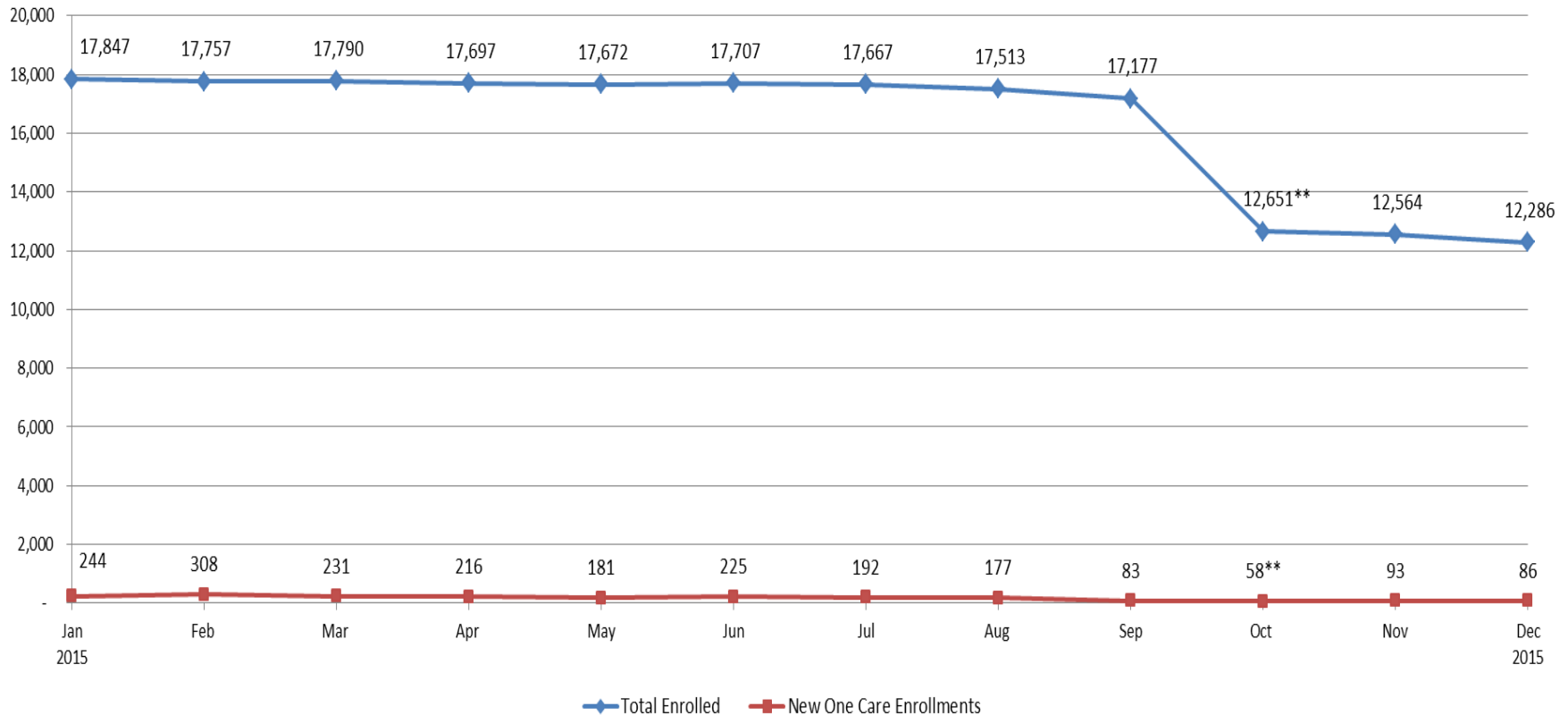
\*Auto-assignment effective dates (Round 1: 1/1/2014, Round 2: 4/1/ 2014, Round 3: 7/1/2014, Round 4: 11/1/2014). Round 4 consisted only of auto-assignments to Tufts Health Plan.

Note: Data in the graph reflect current month information about enrollments. Monthly data may vary slightly from the previous reports due to enrollment status changes that have occurred since previous reports were issued.

# Enrollment Over Time: Demonstration Year 2



Monthly One Care Enrollment  
Demonstration Year 2 (Jan. 2015- Dec. 2015)



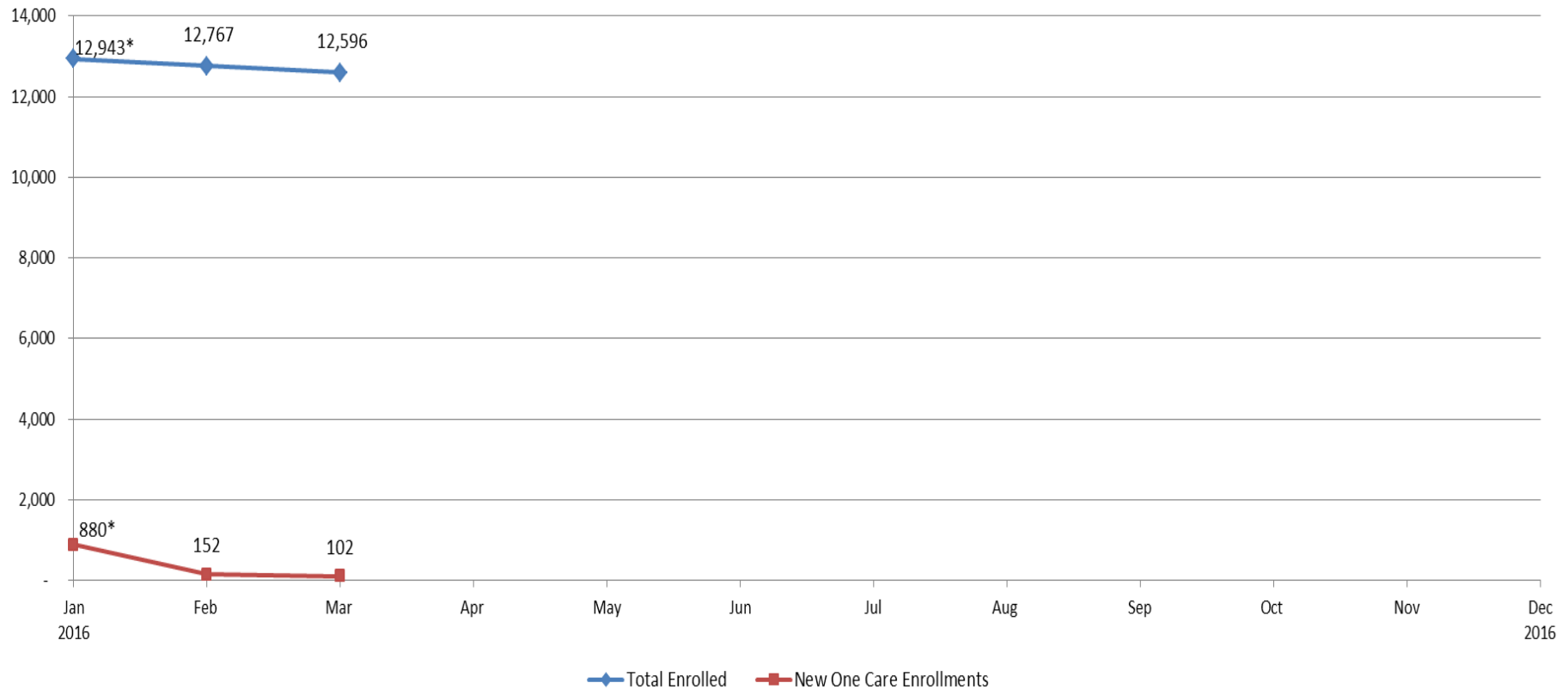
\*\* Fallon Total Care ended its participation in One Care as of September 30, 2015.

Note: Data in the graph reflect current month information about enrollments. Monthly data may vary slightly from the previous reports due to enrollment status changes that have occurred since previous reports were issued

# Enrollment Over Time: Demonstration Year 3



Monthly One Care Enrollment  
Demonstration Year 3 (Jan. 2016- Dec. 2016)



\*Auto-assignment effective dates (Round 5: 1/1/2016). Round 5 consisted only of auto-assignments to Tufts Health Plan.

Note: Data in the graph reflect current month information about enrollments. Monthly data may vary slightly from the previous reports due to enrollment status changes that have occurred since previous reports were issued.





# Opt-Outs

- Total number of opt-outs as of March 1: 29,377
  - Will be excluded from any future auto-enrollment
  - If eligible, can choose to enroll by self-selection at any time
- Total opt-out number includes individuals who may be ineligible
- Of the 101,835 individuals who are eligible for One Care, ~28.8% have chosen to opt out

Total Opt-Outs by County	
Essex	2,510
Franklin	405
Hampden	6,581
Hampshire	1,504
Middlesex	3,613
Norfolk	1,544
Plymouth	1,169
Suffolk	4,615
Worcester	7,295
Non-Demo Counties	141
Total	29,377

Visit us at [www.mass.gov/masshealth/onecare](http://www.mass.gov/masshealth/onecare)

Email us at [OneCare@state.ma.us](mailto:OneCare@state.ma.us)