

# One Care: March 2017 Enrollment Report

Executive Office of Health & Human Services

MassHealth Demonstration  
to Integrate Care for Dual Eligibles



# Monthly Enrollment Report

- MassHealth issues monthly reports on One Care enrollment activity
- Reports are issued near the end of the month
- Reports are intended to provide general information to stakeholders

# One Care Rating Category Definitions



- **F1 – Facility-based Care.** Individuals identified as having a long-term facility stay of more than 90 days
- **C3 – Community Tier 3 – High Community Need.** Individuals who have a daily skilled need; two or more Activities of Daily Living (ADL) limitations AND three days of skilled nursing need; and individuals with 4 or more ADL limitations
  - In CY2014, C3 split into two subsets:
    - C3B:** for C3 individuals with certain diagnoses (e.g., quadriplegia, ALS, Muscular Dystrophy and Respirator dependence) leading to costs considerably above the average for current C3
    - C3A:** for remaining C3 individuals
- **C2 – Community Tier 2 – Community High Behavioral Health.** Individuals who have a chronic and ongoing Behavioral Health diagnosis that indicates a high level of service need
  - In CY2014, C2 split into two subsets
    - C2B:** for C2 individuals with co-occurring diagnoses of substance abuse and serious mental illness
    - C2A:** for remaining C2 individuals
- **C1 – Community Tier 1 Community Other.** Individuals in the community who do not meet F1, C2 or C3 criteria



# Total Enrollment

- Effective March 1, 2017, total number of enrollees: 15,630

Total Enrollment by Plan	
Commonwealth Care Alliance (CCA)	12,628
Tufts Health Plan	3,002
Total	15,630

Total Enrollment by Rating Category	
F1	62
C3B	170
C3A	6,104
C2B	951
C2A	4,573
C1	3,768
unavailable	2
Total	15,630

\*The rating categories for 2 enrollments were unavailable at the time of this report.



# Enrollment Penetration by County

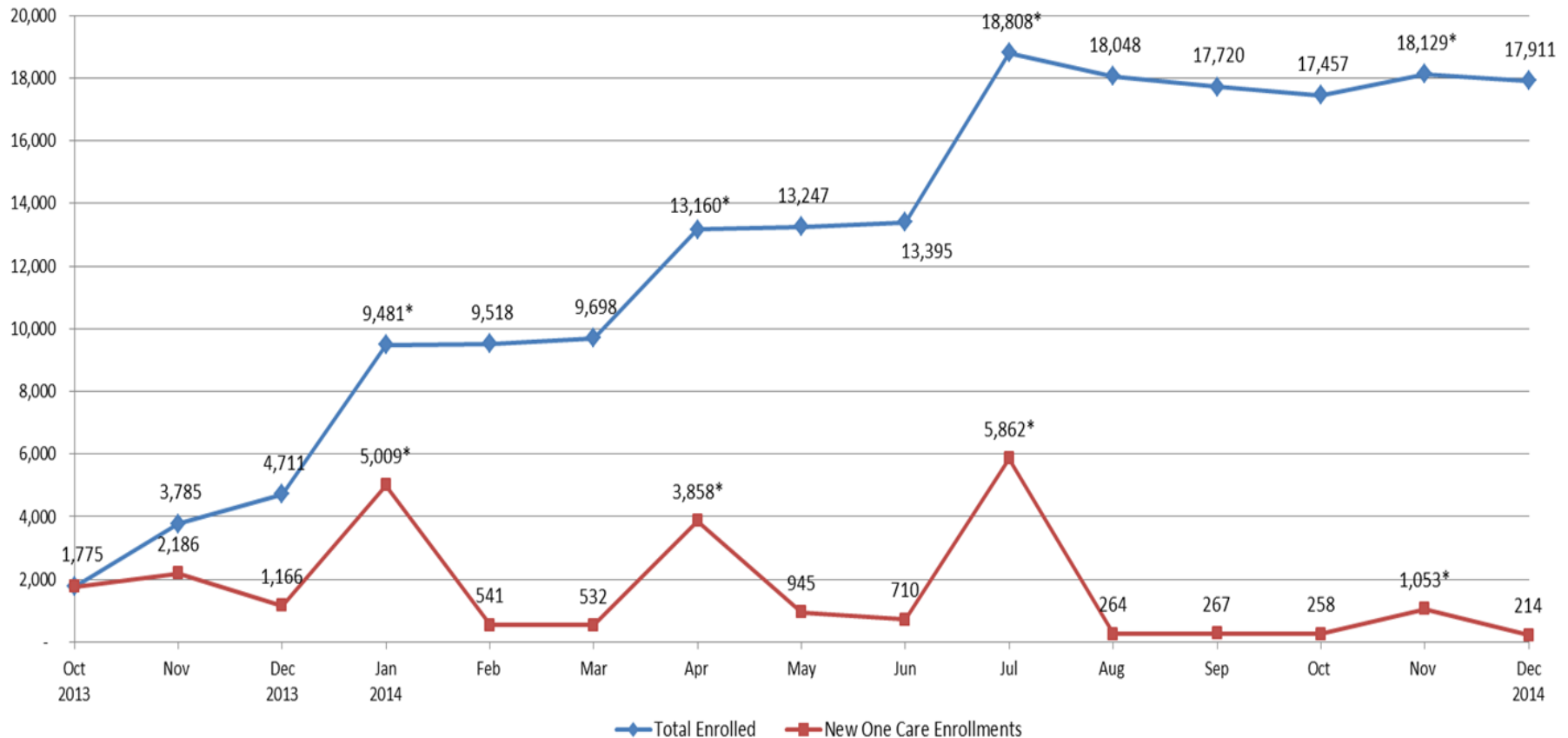
County*	Enrolled	Eligible	% Eligible Enrolled
Essex	1,353	15,604	8.7%
Franklin	102	2,261	4.5%
Hampden	3,427	16,231	21.1%
Hampshire	246	2,836	8.7%
Middlesex	1, 684	18,702	9.0%
Norfolk	642	7,853	8.2%
Plymouth	476	7,573	6.3%
Suffolk	4,731	15,821	29.9%
Worcester	2,969	16,843	17.6%
Total	15,630	103,724	15.1%

\*Members residing in any of these counties may be auto-assigned to a One Care plan.

# Enrollment Over Time: Demonstration Year 1



Monthly One Care Enrollment  
Demonstration Year 1 (Oct. 2013 - Dec. 2014)



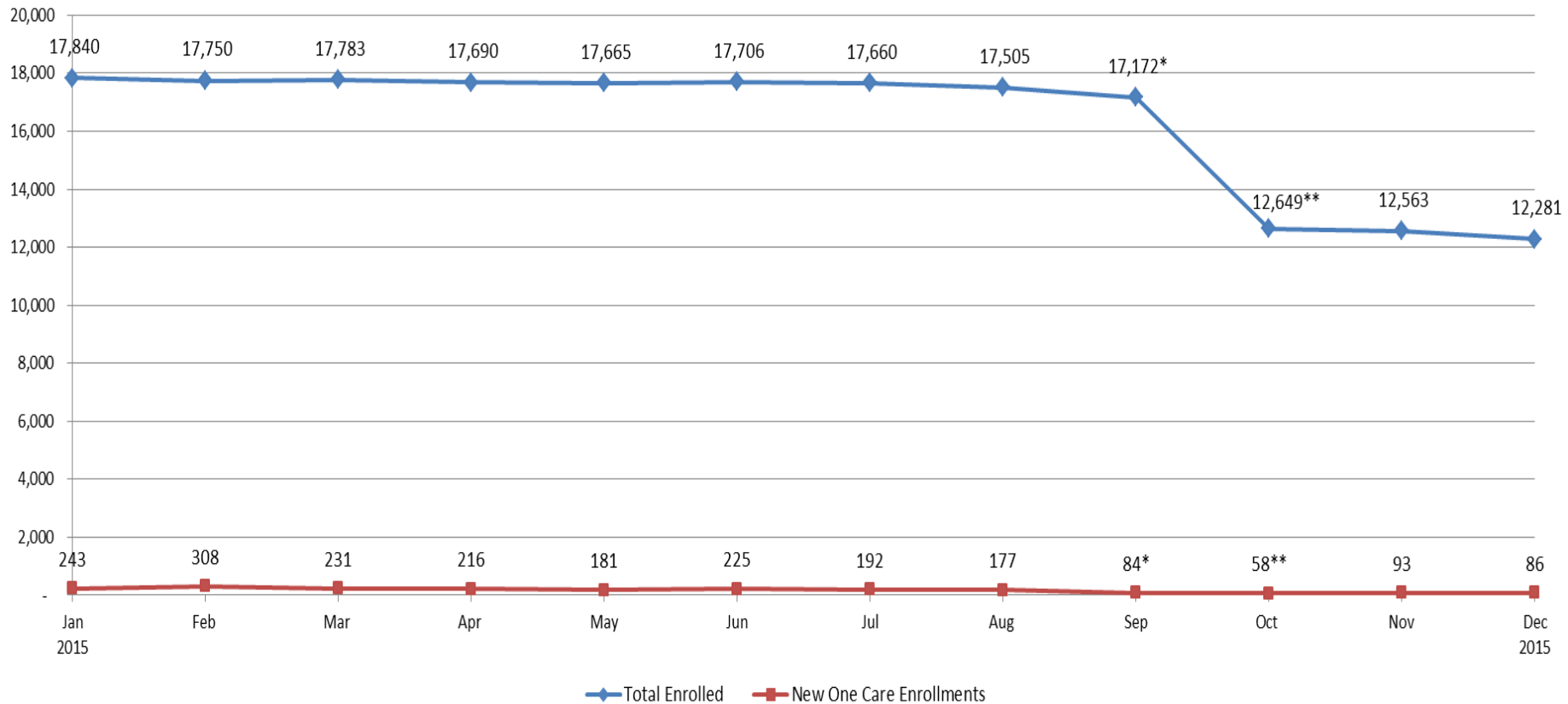
\*Auto-assignment effective dates (Round 1: 1/1/2014, Round 2: 4/1/ 2014, Round 3: 7/1/2014, Round 4: 11/1/2014). Round 4 consisted only of auto-assignments to Tufts Health Plan.

Note: Data in the graph reflect current month information about enrollments. Monthly data may vary slightly from the previous reports due to enrollment status changes that have occurred since previous reports were issued.

# Enrollment Over Time: Demonstration Year 2



Monthly One Care Enrollment  
Demonstration Year 2 (Jan. 2015 - Dec. 2015)



\*On August 7, 2015, CCA temporarily stopped accepting new One Care enrollments. Members previously enrolled with CCA for One Care were able to re-enroll.

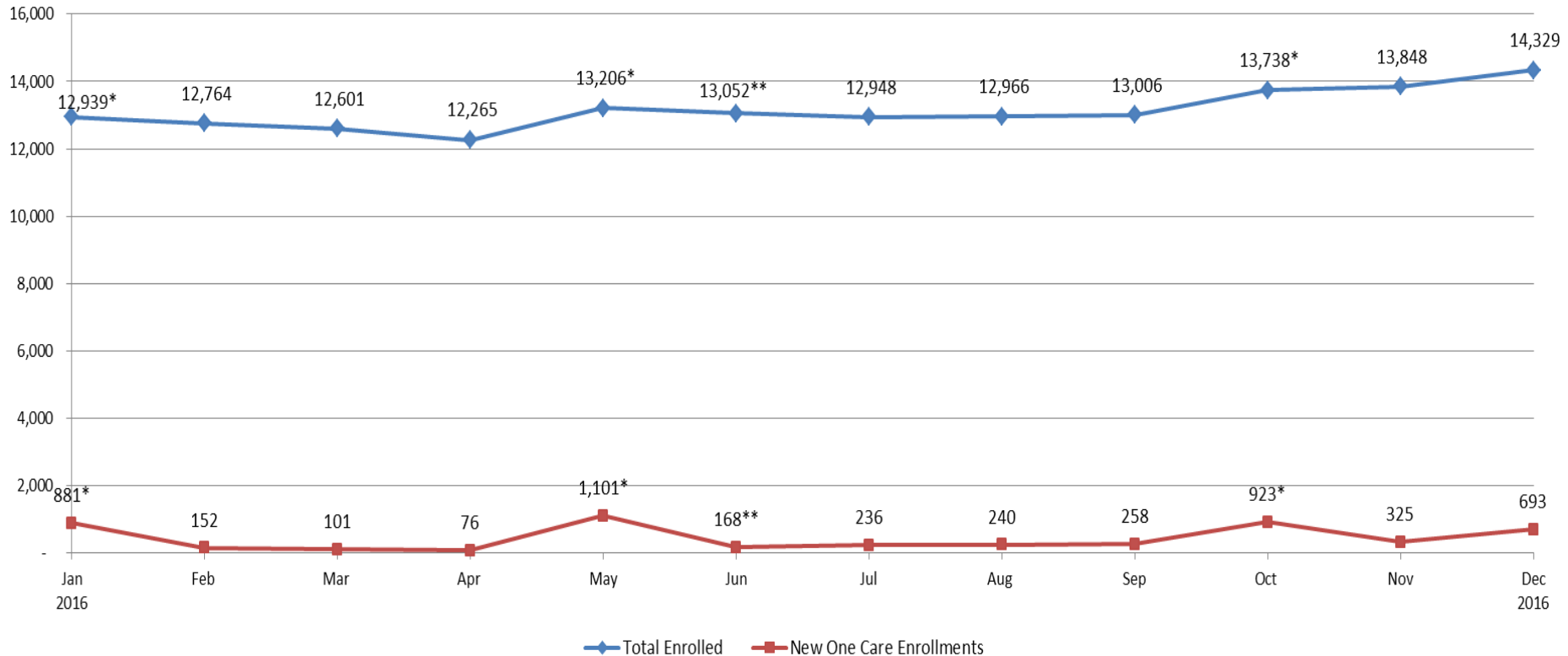
\*\* Fallon Total Care ended its participation in One Care as of September 30, 2015.

Note: Data in the graph reflect current month information about enrollments. Monthly data may vary slightly from the previous reports due to enrollment status changes that have occurred since previous reports were issued.

# Enrollment Over Time: Demonstration Year 3



Monthly One Care Enrollment  
Demonstration Year 3 (Jan. 2016 - Dec. 2016)



\*Auto-assignment effective dates (Round 5: 1/1/2016; Round 6: 5/1/2016; Round 7: 10/1/2016). Rounds 5 and 6 consisted only of auto-assignments to Tufts Health Plan; Round 7 consisted only of auto-assignments to CCA.

\*\*CCA accepted limited enrollments for January 1 and May 1 in 2016, and in May fully reopened to new enrollments for June 1, 2016 and later dates.

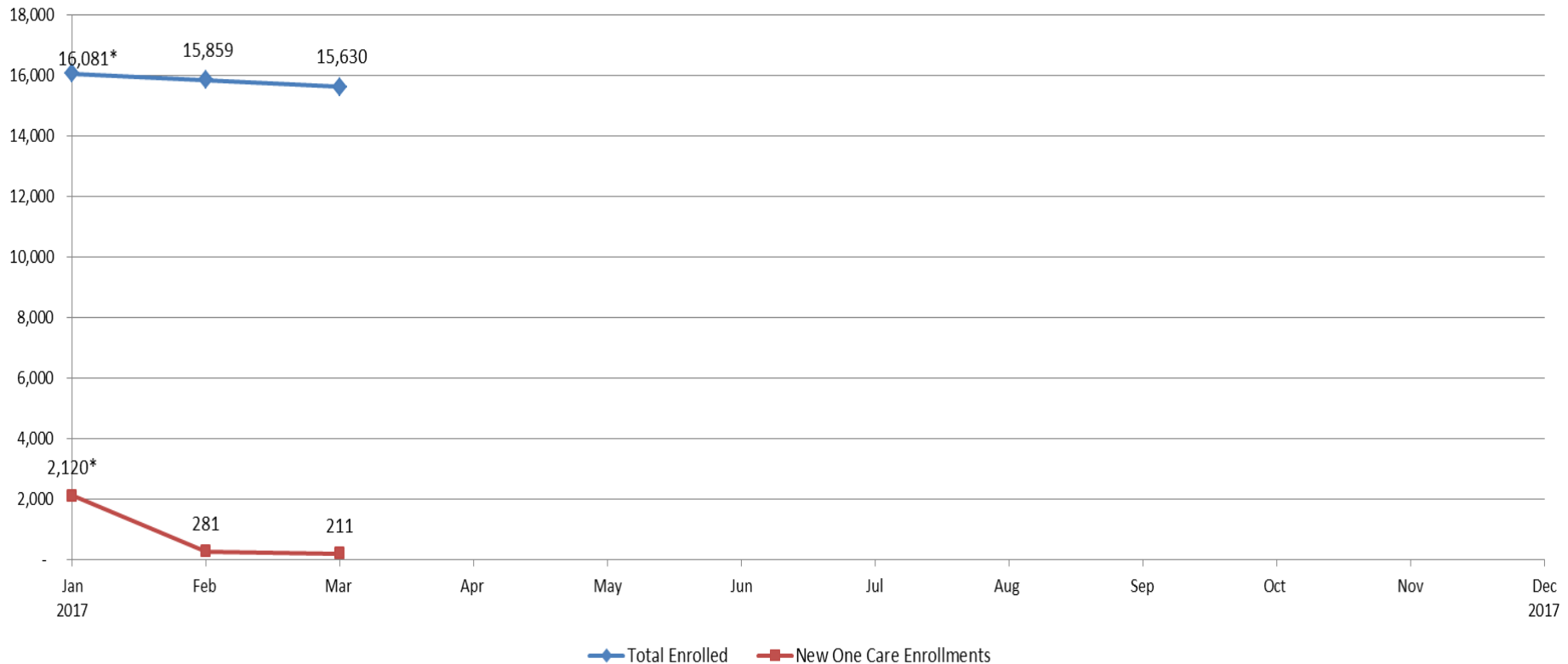
Note: Data in the graph reflect current month information about enrollments. Monthly data may vary slightly from the previous reports due to enrollment status changes that have occurred since previous reports were issued.



# Enrollment Over Time: Demonstration Year 4



Monthly One Care Enrollment  
Demonstration Year 4 (Jan. 2017 - Dec. 2017)



\*Auto-assignment effective dates (Round 8: 1/1/2017).

Note: Data in the graph reflect current month information about enrollments. Monthly data may vary slightly from the previous reports due to enrollment status changes that have occurred since previous reports were issued.



# Opt-Outs

- Total number of opt-outs as of March 1: 32,426
  - Will be excluded from any future auto-enrollment
  - If eligible, can choose to enroll by self-selection at any time
- Total opt-out number includes individuals who may be ineligible
- Of the 103,724 individuals who are eligible for One Care 31.3% have chosen to opt out

Total Opt-Outs by County	
Essex	2,770
Franklin	431
Hampden	6,738
Hampshire	1,531
Middlesex	4,002
Norfolk	1,642
Plymouth	1,265
Suffolk	5,918
Worcester	7,910
Non-Demo Counties	219
Total	32,426

Visit us at [www.mass.gov/masshealth/onecare](http://www.mass.gov/masshealth/onecare)

Email us at [OneCare@state.ma.us](mailto:OneCare@state.ma.us)