

One Care: March 2019 Enrollment Report

Executive Office of Health & Human Services

MassHealth Demonstration
to Integrate Care for Dual Eligibles



Monthly Enrollment Report

- MassHealth issues monthly reports on One Care enrollment activity
- Reports are issued near the end of the month
- Reports are intended to provide general information to stakeholders

One Care Rating Category Definitions



- **F1 – Facility-based Care.** Individuals identified as having a long-term facility stay of more than 90 days
- **C3 – Community Tier 3 – High Community Need.** Individuals who have a daily skilled need; two or more Activities of Daily Living (ADL) limitations AND three days of skilled nursing need; and individuals with 4 or more ADL limitations
 - In CY2014, C3 split into two subsets:
 - C3B:** for C3 individuals with certain diagnoses (e.g., quadriplegia, ALS, Muscular Dystrophy and Respirator dependence) leading to costs considerably above the average for current C3
 - C3A:** for remaining C3 individuals
- **C2 – Community Tier 2 – Community High Behavioral Health.** Individuals who have a chronic and ongoing Behavioral Health diagnosis that indicates a high level of service need
 - In CY2014, C2 split into two subsets
 - C2B:** for C2 individuals with co-occurring diagnoses of substance abuse and serious mental illness
 - C2A:** for remaining C2 individuals
- **C1 – Community Tier 1 Community Other.** Individuals in the community who do not meet F1, C2 or C3 criteria



Total Enrollment

- Effective March 1, 2019, total number of enrollees: 23,184

Total Enrollment by Plan	
Commonwealth Care Alliance (CCA)	20,390
Tufts Health Plan	2,794
Total	23,184

Total Enrollment by Rating Category	
F1	140
C3B	255
C3A	10,815
C2B	1,177
C2A	6,822
C1	3,973
Unavailable*	2
Total	23,184

*The rating categories for 2 enrollments were unavailable at the time of this report.

Enrollment Penetration by County

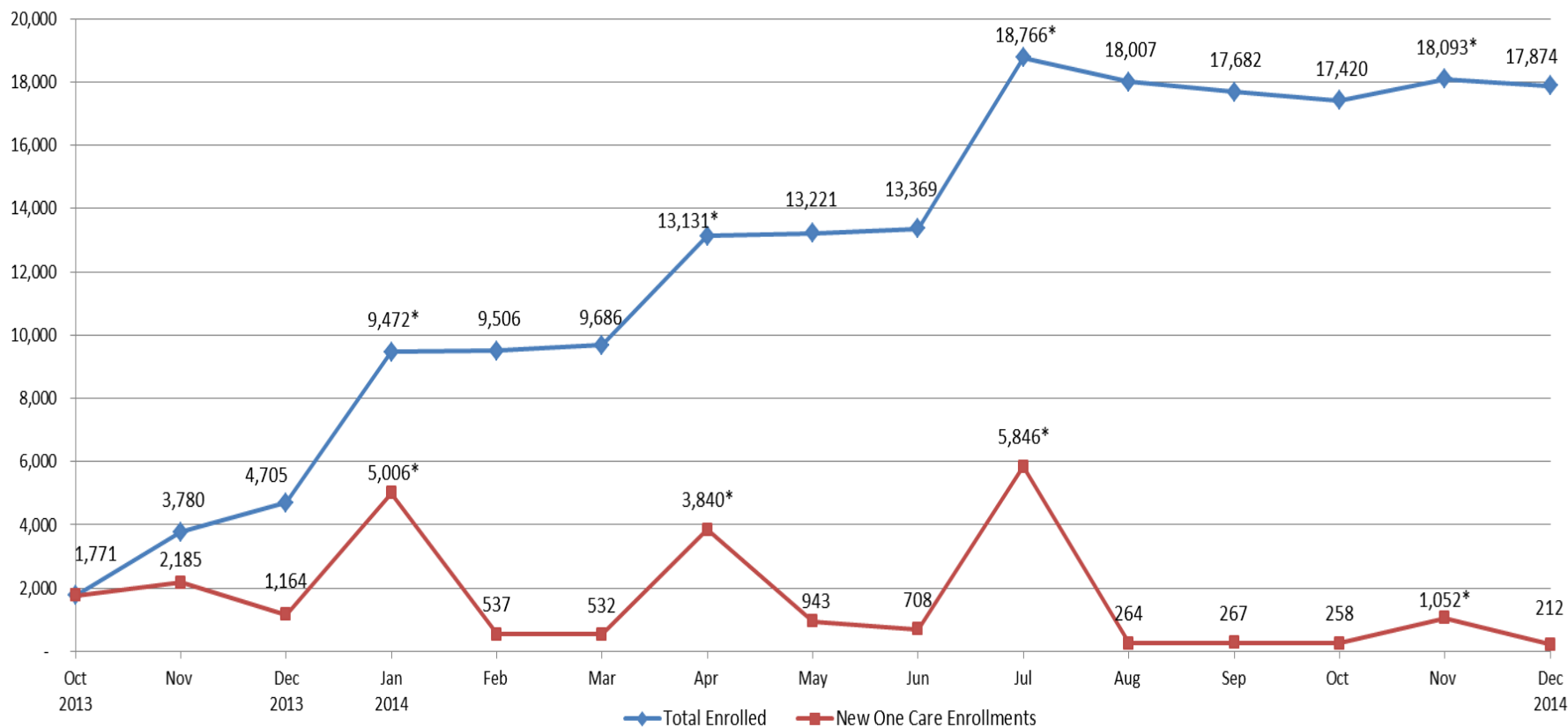


County	Enrolled	Eligible	% Eligible Enrolled
Bristol	41	14,656	0.3%
Essex	2,599	14,453	18.0%
Franklin	192	2,108	9.1%
Hampden	5,678	15,498	36.6%
Hampshire	338	2,722	12.4%
Middlesex	3,637	17,130	21.2%
Norfolk	1,226	7,372	16.6%
Plymouth	1,245	7,186	17.3%
Suffolk	4,560	14,049	32.5%
Worcester	3,668	15,797	23.2%
Total	23,184	110,971	20.9%

Enrollment Over Time: Demonstration Year 1



Monthly One Care Enrollment
Demonstration Year 1 (Oct. 2013 - Dec. 2014)



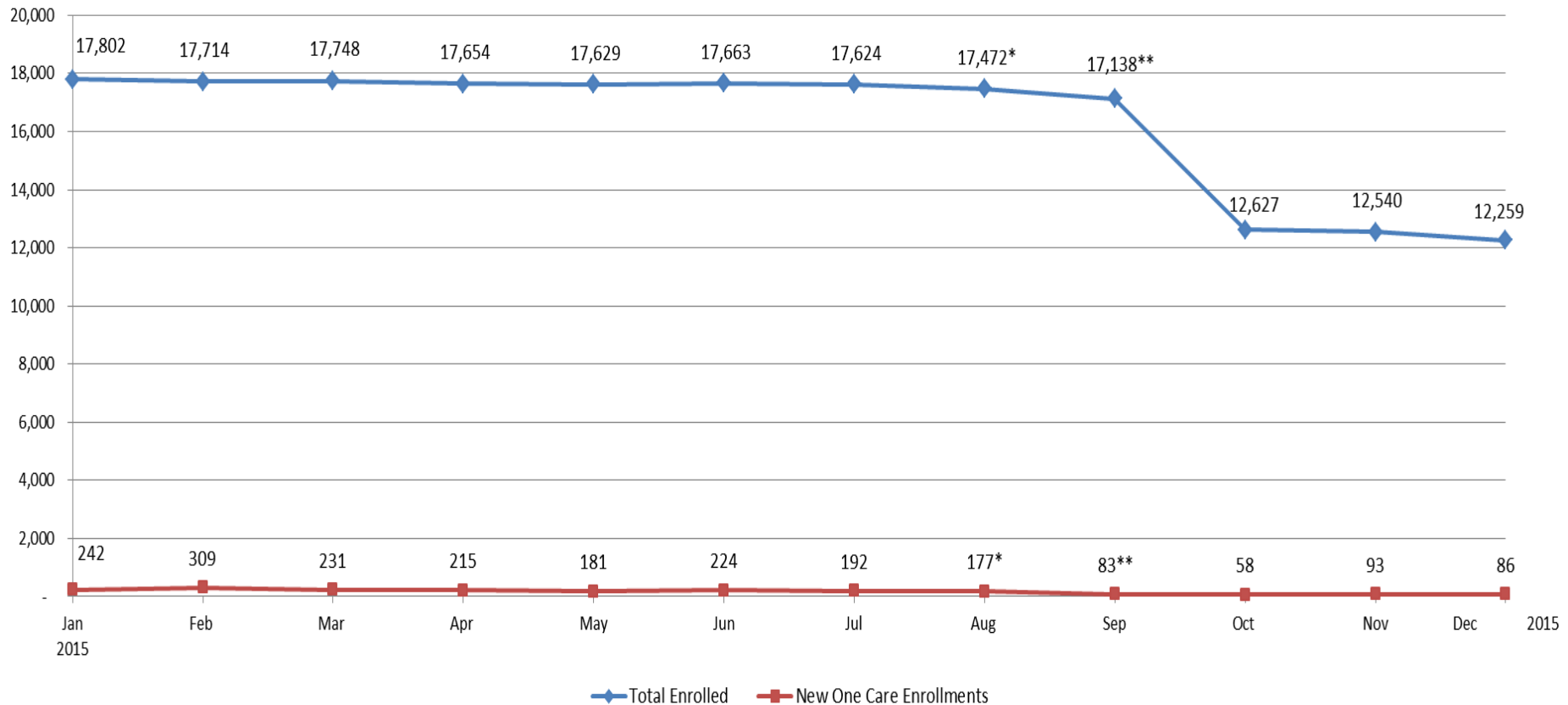
*Auto-assignment effective dates (Round 1: 1/1/2014, Round 2: 4/1/ 2014, Round 3: 7/1/2014, Round 4: 11/1/2014). Round 4 consisted only of auto-assignments to Tufts Health Plan.

Note: Data in the graph reflect current month information about enrollments. Monthly data may vary slightly from the previous reports due to enrollment status changes that have occurred since previous reports were issued.

Enrollment Over Time: Demonstration Year 2



Monthly One Care Enrollment
Demonstration Year 2 (Jan. 2015 - Dec. 2015)



*On August 7, 2015, CCA temporarily stopped accepting new One Care enrollments. Members previously enrolled with CCA for One Care were able to re-enroll.

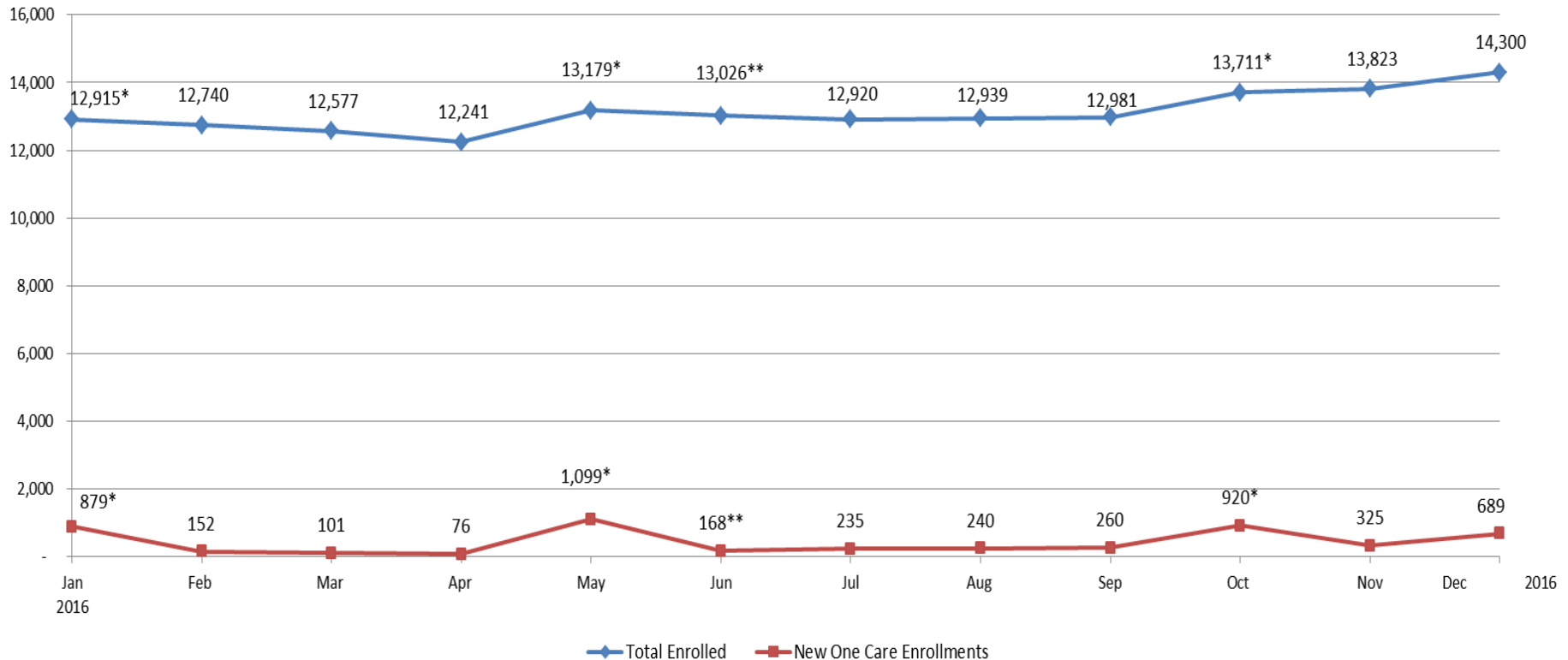
**Fallon Total Care ended its participation in One Care as of September 30, 2015.

Note: Data in the graph reflect current month information about enrollments. Monthly data may vary slightly from the previous reports due to enrollment status changes that have occurred since previous reports were issued.

Enrollment Over Time: Demonstration Year 3



Monthly One Care Enrollment
Demonstration Year 3 (Jan. 2016 - Dec. 2016)



*Auto-assignment effective dates (Round 5: 1/1/2016; Round 6: 5/1/2016; Round 7: 10/1/2016). Rounds 5 and 6 consisted only of auto-assignments to Tufts Health Plan; Round 7 consisted only of auto-assignments to CCA.

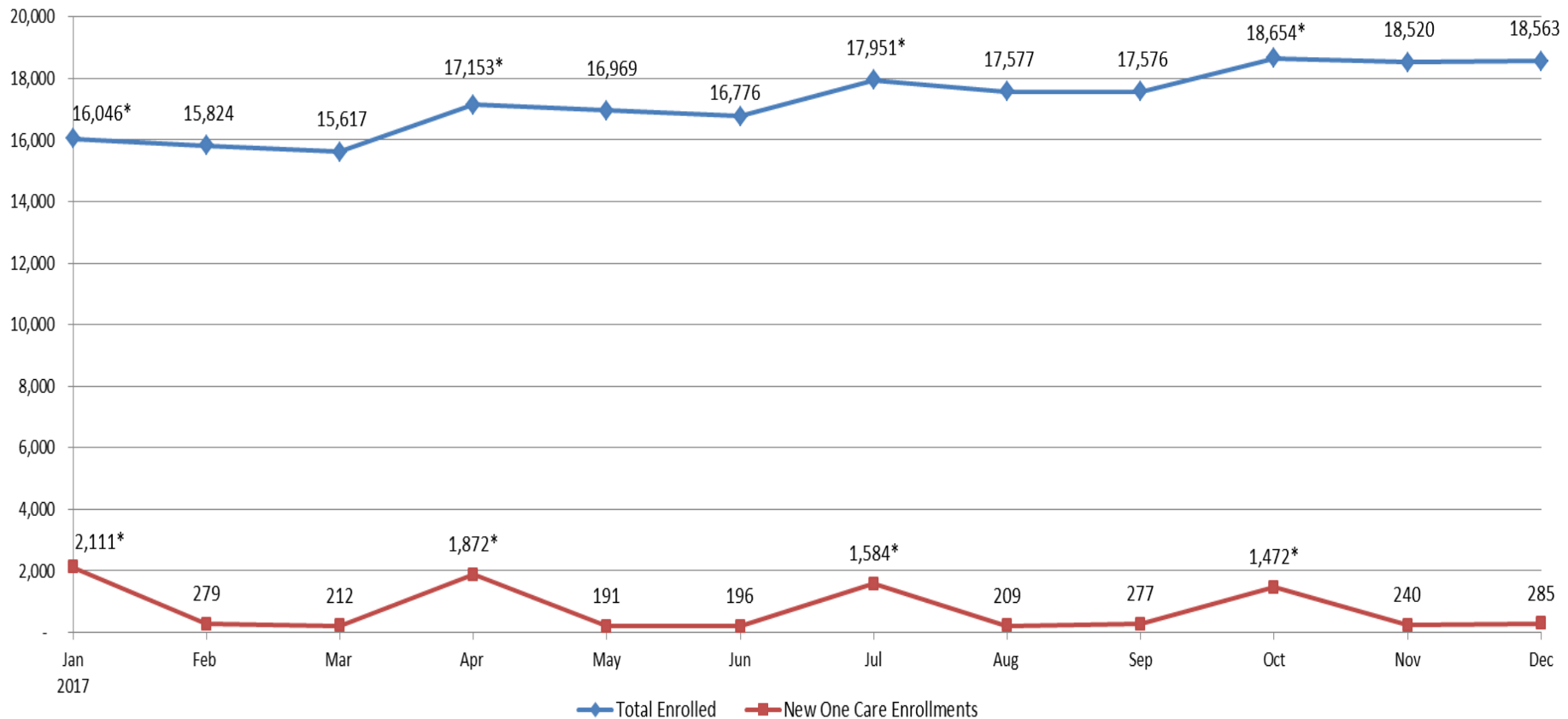
**CCA accepted limited enrollments for January 1 and May 1 in 2016, and in May fully reopened to new enrollments for June 1, 2016 and later dates.

Note: Data in the graph reflect current month information about enrollments. Monthly data may vary slightly from the previous reports due to enrollment status changes that have occurred since previous reports were issued.

Enrollment Over Time: Demonstration Year 4



Monthly One Care Enrollment
Demonstration Year 4 (Jan. 2017 - Dec. 2017)



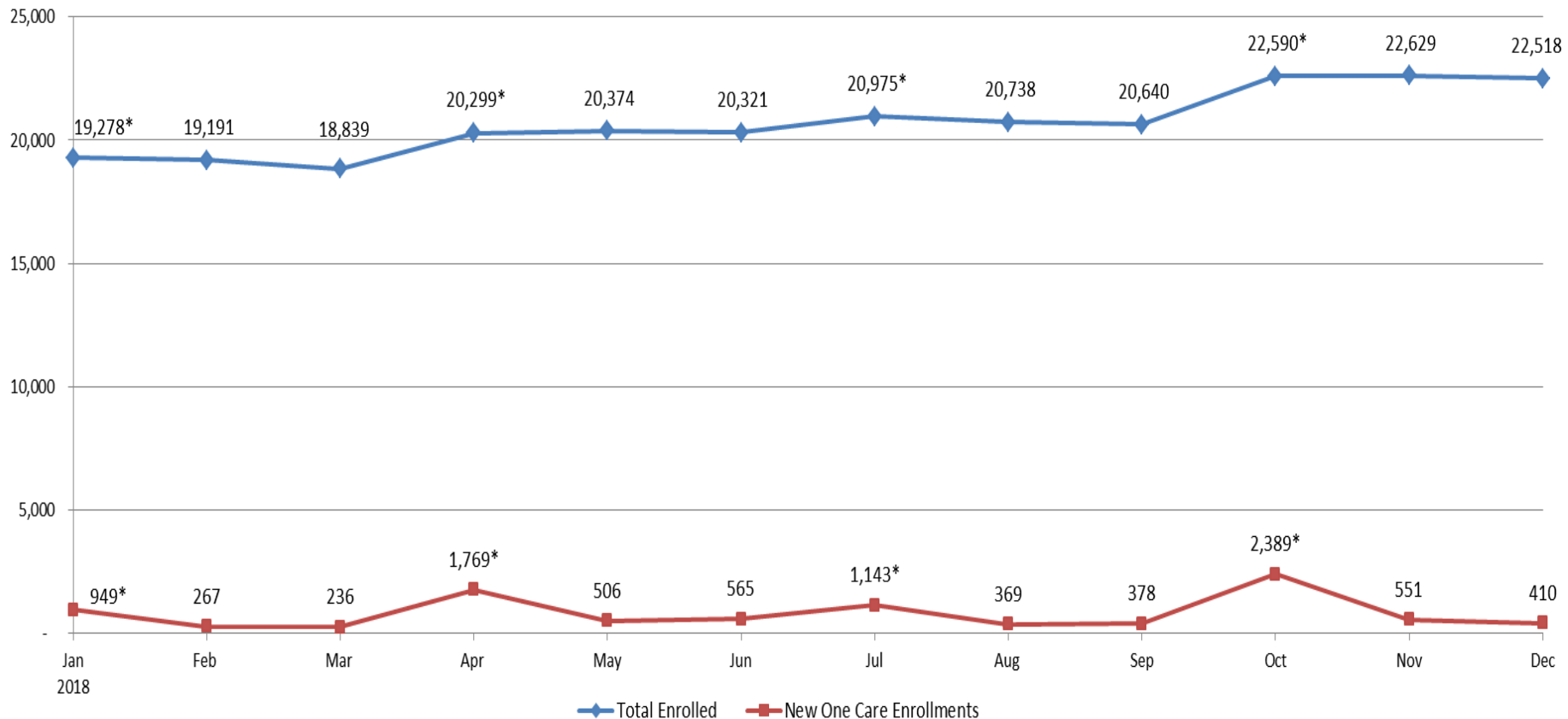
*Auto-assignment effective dates (Round 8: 1/1/2017; Round 9: 4/1/2017; Round 10: 7/1/2017; Round 11: 10/1/2017). Round 11 consisted only of auto-assignments to CCA.

Note: Data in the graph reflect current month information about enrollments. Monthly data may vary slightly from the previous reports due to enrollment status changes that have occurred since previous reports were issued.

Enrollment Over Time: Demonstration Year 5



Monthly One Care Enrollment
Demonstration Year 5 (Jan. 2018 - Dec. 2018)



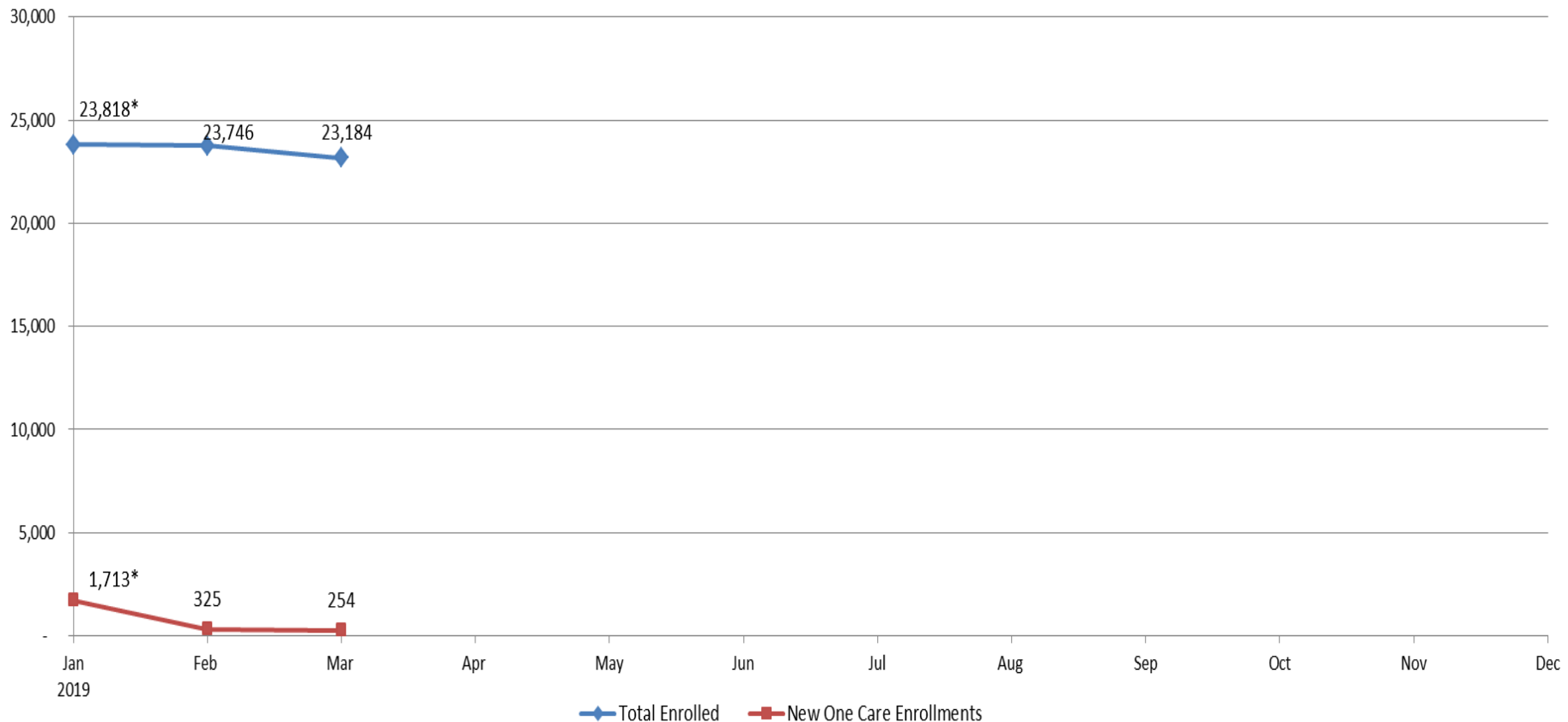
*Auto-assignment effective date (Round 12: 1/1/2018; Round 13: 4/1/2018; Round 14: 7/1/2018; Round 15: 10/1/2018). Rounds 12, 13, and 14 consisted only of auto-assignments to CCA.

Note: Data in the graph reflect current month information about enrollments. Monthly data may vary slightly from the previous reports due to enrollment status changes that have occurred since previous reports were issued.

Enrollment Over Time: Demonstration Year 6



Monthly One Care Enrollment
Demonstration Year 6 (Jan. 2019 - Dec. 2019)



*Auto-assignment effective date (Round 16: 1/1/2019). Round 16 consisted only of auto-assignments to CCA.

Note: Data in the graph reflect current month information about enrollments. Monthly data may vary slightly from the previous reports due to enrollment status changes that have occurred since previous reports were issued.



Opt-Outs

- Total number of opt-outs as of March 1: 37,757
 - Will be excluded from any future auto-enrollment
 - If eligible, can choose to enroll by self-selection at any time
- Total opt-out number includes individuals who may be ineligible
- Of the 110,971 individuals who are eligible for One Care, **34.0%** have chosen to opt out

Total Opt-Outs by County	
Bristol	121
Essex	3,457
Franklin	512
Hampden	7,256
Hampshire	1,553
Middlesex	5,519
Norfolk	1,938
Plymouth	1,705
Suffolk	6,610
Worcester	8,850
Non-Demo Counties	236
Total	37,757



One Care

MassHealth+Medicare
Bringing your care together

VISIT US ONLINE

www.mass.gov/one-care

EMAIL US

OneCare@state.ma.us