

**SEDIMENT GRAIN SIZE AND BENTHIC INFAUNAL ANALYSIS
IN SUPPORT OF CZM'S SURVEY ON THE OSV *BOLD*:
"VALIDATION OF SEAFLOOR SEDIMENT MAPS IN
MASSACHUSETTS BAY AND CAPE COD BAY"**

DRAFT

November 2010

**Sediment Grain Size and Benthic Infaunal Analysis in
Support of CZM's Survey On the OSV *Bold*:
"Validation of Seafloor Sediment Maps in Massachusetts
Bay and Cape Cod Bay"**

DRAFT

Prepared for
**MASSACHUSETTS OFFICE OF COASTAL ZONE MANAGEMENT
251 Causeway Street
Boston, MA 02114**

Prepared by
**NORMANDEAU ASSOCIATES, INC.
25 Nashua Road
Bedford, NH 03110**

R-22040.000

November 2010

Table of Contents

	Page
1.0 INTRODUCTION	1
2.0 METHODS	1
2.1 FIELD METHODS	1
2.2 LABORATORY METHODS	3
2.3 ANALYTICAL METHODS	3
3.0 RESULTS.....	5
3.1 SEDIMENTS.....	5
3.2 INFAUNA	5
3.2.1 Overview.....	5
3.2.2 Summary Statistics.....	5
3.2.3 Infaunal Assemblages	8
3.3 COMPARISON OF FAUNAL DISTRIBUTIONS TO HABITAT	13
4.0 DISCUSSION AND CONCLUSIONS.....	16
5.0 REFERENCES.....	16

APPENDICES:

- Appendix A:** Listing of 105 benthic stations surveyed in Massachusetts Bay and Cape Cod Bay for which samples were analyzed for either sediment grain size, infaunal assemblage, or both.
- Appendix B:** Results of quality assurance assessments for infaunal sample sorting and identification.
- Appendix C:** Sediment grain size data for benthic samples collected in Massachusetts Bay and Cape Cod Bay during the OSV *Bold* survey, June 2010.
- Appendix D:** Sediment grain size cumulative frequency distribution plots for each sediment sample.
- Appendix E:** Phylogenetic listing of infaunal taxa collected in the OSV *Bold* survey of Massachusetts Bay and Cape Cod Bay.
- Appendix F:** Listing of infaunal data for benthic samples collected in Massachusetts Bay and Cape Cod Bay during the OSV *Bold* survey, June 2010.

List of Figures

	Page
Figure 1. Location of benthic stations sampled in Massachusetts Bay and Cape Cod Bay in June 2010.....	2
Figure 2. Results of cluster analysis based on Bray-Curtis similarities of 4th root transformed infaunal abundances at 100 stations in Massachusetts Bay and Cape Cod Bay.....	10
Figure 3. Results of MDS ordination based on Bray-Curtis similarities of 4th root transformed infaunal abundances at 100 stations in Massachusetts Bay and Cape Cod Bay.....	11
Figure 4. Distribution of faunal assemblages in Massachusetts Bay and Cape Cod Bay. Cluster groups (IA to IIB2b, indicated by color) represent faunal assemblages identified using multivariate analyses, and are over-laid on station locations.	15

List of Tables

	Page
Table 1. Summary statistics by station for infaunal samples collected during Massachusetts Bay and Cape Cod Bay survey in June 2010.....	6
Table 2. Abundance (mean no. per 0.04 m ²) of numerically dominant taxa ^{a,b} (20 most abundant) composing infaunal assemblages identified by cluster analysis.	12
Table 3. Mean community parameters across stations comprised by each cluster group.....	13
Table 4. Mean bottom depth and percent composition of sediment texture classes across stations comprised by each cluster group.	14
Table 5. Results of global test in one-way ANOSIM (Analysis of Similarities) for CMECS groups, physiographic zones, and depth zones.	16

1.0 Introduction

Seafloor habitat mapping is a priority objective of the ocean management planning required by the 2008 Massachusetts Oceans Act. In support of this effort, the Massachusetts Office of Coastal Zone Management (CZM) and Division of Marine Fisheries (DMF) conducted a survey of seafloor sediments in Massachusetts Bay and Cape Cod Bay. Samples were collected for grain size analysis and for infaunal analysis.

The purpose of the survey was to ground truth the Massachusetts seafloor sediment maps developed by CZM and DMF from U.S. Geological Survey (USGS) data and data from other sources. A second objective of the survey was to assess the distribution of infaunal organisms in comparison to physiographic zones.

Thus, the survey was designed to address the following three questions:

1. Are the sediment types in each of the mapped physiographic zones in the sediment map correct?
2. Are there unique sediment grain sizes associated with each of the five physiographic zones?
3. Are physiographic zones predictive of infaunal assemblages or individual infaunal taxa?

Results of the sediment survey in Massachusetts Bay and Cape Cod Bay are presented in this report. CZM has used the sediment grain size data to address the first two questions listed above. Analyses to characterize the infaunal community and discussion of faunal distribution in relation to physiographic zones are presented here.

2.0 Methods

2.1 Field Methods

CZM and DMF conducted a sediment survey on the U.S. Environmental Protection Agency's OSV *Bold* in Massachusetts Bay and Cape Cod Bay from 19 June to 23 June, 2010 (Figure 1). Survey stations were assigned to five seafloor strata of interest using an optimum allocation algorithm. Samples were collected using a 0.04 m² Ted Young-modified Van Veen grab. In general, one grab was collected for grain size analysis and one grab for infaunal analysis, at each survey station. Video images of the seafloor were also taken at the survey stations, but their analysis is outside the scope of this report.

Each sediment sample that was used for grain size analysis was collected, stored, and labeled according to the grain size sample Standard Operating Procedure. Only the top 2 cm of a grab was used for grain size analysis. In contrast, the entire contents of a second grab was used for infaunal analysis. Sediment samples for infaunal analysis were sieved through a 0.5-mm mesh screen in the field. Infaunal samples were then preserved (fixed in buffered formalin, and stained with Rose Bengal), stored, and labeled according to the infauna SOP.

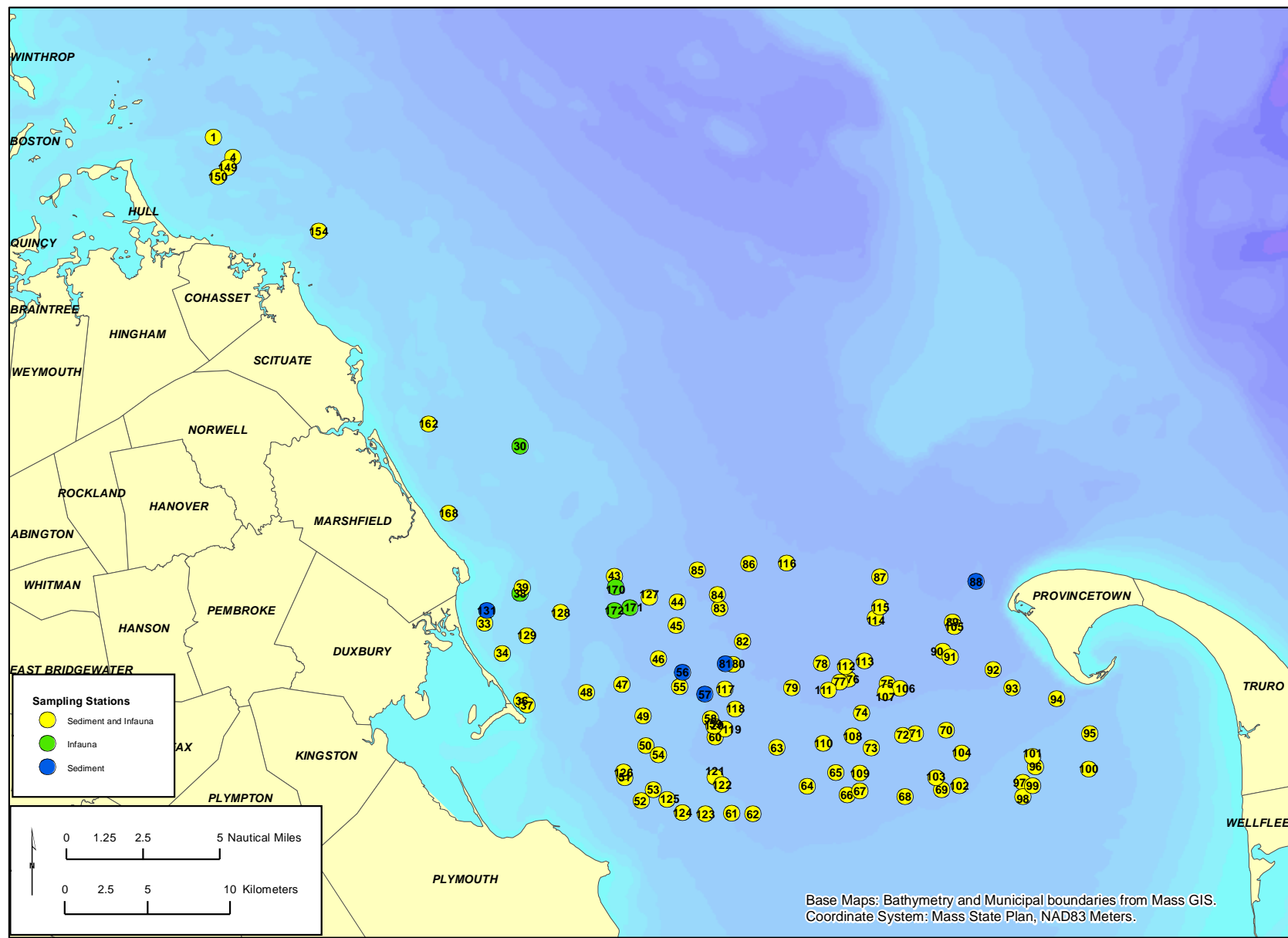


Figure 1. Location of benthic stations sampled in Massachusetts Bay and Cape Cod Bay in June 2010.

Samples for both grain size and infaunal analysis were not successfully collected at all stations, such that some stations were sampled for grain size but not infauna or vice versa (Figure 1). Two hundred samples collected at 105 stations were transferred to Normandeau Associates, Inc. for analysis; 100 samples for grain size analysis, and 100 samples for infaunal analysis (Appendix A).

2.2 Laboratory Methods

Sediment grain size analyses were conducted using sieve and hydrometer methods following ASTM D422. Grain size data were reported on the Unified Soil Classification System (USCS) scale and then converted to the Wentworth scale (see Analytical Methods, section 2.3). Percent moisture was also analyzed for each sediment sample.

Infaunal samples were processed by Normandeau. Each sample was rinsed with fresh water through a 0.5 mm mesh screen. Macrofauna were sorted from the debris into major taxonomic groups using a dissecting microscope. Organisms removed from each sample were placed in vials with 70% ethanol for preservation. To facilitate sorting, samples were elutriated to separate heavy and light materials, and those with heterogeneously sized debris or organisms were washed through a series of graduated sieves down to a 0.5 mm mesh. All organisms were identified to the family level and enumerated, with the following exceptions: nemerteans and sipunculids were identified to phylum; anthozoans were identified to class; and nematodes, benthic copepods, and ostracods were not enumerated, but were noted as “present.”

Quality control protocols were followed for both sorting and identification. At least the first three samples undertaken by each infaunal sample sorter was re-checked by the Quality Control Supervisor. A minimum of 10% of each sorter’s subsequent samples in a batch was resorted and the results recorded on the Quality Control Sample Report Sheet. Any work found to be of insufficient quality resulted in re-checking that sorter’s samples (from that batch) and retraining the sorter. In addition, 10% of the taxonomists’ samples were re-identified. Any work found to be of insufficient quality resulted in re-checking that batch and retraining of the taxonomist. Results of quality assurance assessments are provided in Appendix B.

2.3 Analytical Methods

Data preparation and univariate analyses were run in SAS system software (version 9.2). Sediment grain size data that were reported on the USCS scale were converted to the Wentworth scale in SAS. The conversion from USCS to phi sizes 11 to -5 was done using linear interpolation with the cumulative frequency percentage for phi 11 set to 100 and for phi -5 set equal to the 1” sieve of the USCS scale (i.e., phi size -4.667; only 3 out of the 100 samples had material retained on the 1” sieve). After conversion to the Wentworth scale, grain size data were summarized in texture classes (percent gravel, sand, silt, and clay), and descriptive statistics (in phi units: median, mean, standard deviation, skewness, kurtosis) were computed using graphic statistics following Folk and Ward (1957).

Community structure parameters were calculated based on the biotic data for each station. These summary statistics included: total abundance, number of taxa, Shannon diversity index (H' per sample, log base e), and Pielou’s evenness index (J' per sample), along with the number of “common” (found in $\geq 75\%$ of samples), “less common” (found in 35-74% of samples), and “rare” (found in $< 35\%$ of samples) taxa. The percentage of total abundance comprised by numerically

dominant phyla (Annelida, Mollusca, Arthropoda; phyla accounting for more than 1% of total abundance across all samples), and for all other phyla combined, was computed for each sample. Multivariate analyses were performed using PRIMER v6 (Plymouth Routines in Multivariate Ecological Research) software to examine spatial patterns in the overall similarity of benthic assemblages in the survey area (Clarke 1993, Warwick 1993, Clarke and Green 1988). These analyses included classification (cluster analysis) by hierarchical agglomerative clustering with group average linking and ordination by non-metric multidimensional scaling (MDS). Bray-Curtis similarity was used as the basis for both classification and ordination. Prior to analyses, infaunal abundance data were fourth-root transformed to ensure that all taxa, not just the numerical dominants, would contribute to similarity measures.

Cluster analysis produces a dendrogram that represents discrete groupings of samples along a scale of similarity. This representation is most useful when delineating among sites with distinct community structure. MDS ordination produces a plot or “map” in which the distance between samples represents their rank ordered similarities, with closer proximity in the plot representing higher similarity. Ordination provides a more useful representation of patterns in community structure when assemblages vary along a steady gradation of differences among sites. Stress provides a measure of adequacy of the representation of similarities in the MDS ordination plot (Clarke 1993). Stress levels less than 0.05 indicate an excellent representation of relative similarities among samples with no prospect of misinterpretation. Stress less than 0.1 corresponds to a good ordination with no real prospect of a misleading interpretation. Stress less than 0.2 still provides a potentially useful two-dimensional picture, while stress greater than 0.3 indicates that points on the plot are close to being arbitrarily placed. Together, cluster analysis and MDS ordination provide a highly informative representation of patterns of community-level similarity among samples. The “similarity profile test” (SIMPROF) was used to provide statistical support for the identification of faunal assemblages (selection of cluster groups) and the “similarity percentages” (SIMPER) analysis was used to identify contributions from individual taxa to the overall dissimilarity between cluster groups.

Spatial differences in faunal assemblages were assessed in terms of *a priori* designated habitat classification variables using the analysis of similarities (ANOSIM) procedure in PRIMER (Clarke 1993). CZM provided data for two variables to use in these analyses: (1) CMECS (Coastal and Marine Ecological Classification Standard) sediment groups and (2) physiographic zones. These variables classify substrate at each sampling station into six CMECS groups (Cobble, Gravelly Sand, Sand, Muddy Sand, Sandy Mud, Mud) and five physiographic zones (HB=hard bottom, CS=coarse sediment, MS=mixed sediment, SMS=sandy muddy sand, and MSM=muddy sandy mud). A third variable, depth zones, was also used in the ANOSIM analyses. Bottom depth at each station was categorized into the following three depth zones based on CMECS (Madden et al. 2005): (1) ≤15 meters, nearshore shallow; (2) >15 to 30 meters, nearshore deep; and (3) >30 meters, offshore (i.e., neritic).

Each variable was tested using a one-way ANOSIM. The null hypothesis that there are no differences in community composition among the classes for each variable (CMECS groups, physiographic zones, or depth zones) was tested. The ANOSIM test statistic (R) is approximately zero if the null hypothesis is true, and R=1 if all samples within a class level are more similar to each other than any samples from different classes. A significance level was also computed. In general, a probability of

5% or less is commonly used as a criterion for rejection of the null hypothesis. A 5% significance level (p) for the test statistic (R) was assumed ecologically meaningful in these analyses.

3.0 Results

3.1 Sediments

Sediment grain size data and percent moisture for the 100 stations sampled during the OSV *Bold* survey in June 2010 are presented in Appendix C. Cumulative frequency distribution plots for grain size in each sample are provided in Appendix D. Mean phi size ranged from -1.4 to 6.4. Sediments at the sampling stations were primarily composed of silt, clay, and fine sand ($\phi > 2$). Nearly half of all samples contained over 50% sand, and nearly half contained over 50% silt. Around 3% of the samples contained large proportions of gravel, indicative of high kinetic energy, erosional environments.

CZM is analyzing the sediment grain size data and comparing the survey results to the physiographic zones in their existing maps. Therefore, these data are not analyzed in this report, but are used for comparisons to faunal distributions.

3.2 Infauna

3.2.1 Overview

In total, 125 taxa from 12 different phyla and 113 families were identified in the 100 samples collected from Massachusetts Bay and Cape Cod Bay (Appendix E). Of these, 10% were represented by a single specimen within the survey. Annelid worms made up the greatest proportion of taxa, including unidentified oligochaetes, archannelids, and 34 polychaete families. Molluscs were next in terms of diversity with 33 families, followed by arthropods (all crustaceans) with 32, and all other phyla accounting for the remaining 14 families.

Infaunal counts (# of individuals) per 0.04 m² grab for each taxa collected are presented by station in Appendix F. Faunal counts averaged 1,235 individuals per grab (30,866 per square meter) across all stations. Annelid worms were numerically dominant accounting for approximately 88% of total faunal abundance. Six polychaete families comprised over 65% of total abundance: Sabellidae (20%), Paraonidae (19%), Spionidae (8%), Trichobranchidae (7%), Capitellidae (6%), and Cossuridae (5%). Paraonid and spionid polychaetes were the only two families found in all samples. The Phylum Mollusca accounted for the next highest number of individuals (7% of total), followed by Arthropoda (crustaceans) with 3%, and all other phyla with under 2% of the total abundance.

3.2.2 Summary Statistics

Summary statistics computed for each station are presented in Table 1. The number of taxa per sample ranged from 14 to 56. Samples with the fewest taxa were from shallow, nearshore stations (i.e., Stations 36 and 34; Figure 1) with sandy sediments. Taxa richness was highest in samples from offshore stations (i.e., Stations 45, 83, 171) with mixed sediments of predominantly sand and silt. Infaunal abundance ranged from 100 per 0.04 m² grab at Station 36 to 4,007 at Station 72. The shallow, nearshore stations had the lowest abundance, while the highest abundance was in samples from offshore stations with fine sediments. Highest counts were generally driven by polychaetes (e.g. sabellids, paraonids; see Appendix F). The influence of these numerical dominants on community

REPORT TO CZM ON SEDIMENT AND INFAUNA FROM OSV BOLD SURVEY

Table 1. Summary statistics by station for infaunal samples collected during Massachusetts Bay and Cape Cod Bay survey in June 2010.

Station	Abundance ^a	# of Taxa	Common ^b	Less Common ^c	Rare ^d	H' ^e	J' ^f	% Annelida ^g	% Arthropoda ^g	% Mollusca ^g	% Other Phyla ^g
1	807	26	19	4	3	2.14	0.66	96.9	0.5	1.2	1.4
4	272	30	12	4	14	2.57	0.76	82.4	10.7	2.9	4.0
30	228	23	13	1	9	1.99	0.63	93.4	0.9	1.3	4.4
33	426	24	14	0	10	1.58	0.50	95.3	1.4	0.5	2.8
34	145	20	7	4	9	2.32	0.77	20.7	49.0	18.6	11.7
36	100	14	4	4	6	1.74	0.66	19.0	57.0	9.0	15.0
37	206	24	6	6	12	2.06	0.65	16.5	49.0	7.8	26.7
38	209	26	7	5	14	2.04	0.63	69.9	21.5	1.4	7.2
39	699	32	12	5	15	2.11	0.61	72.4	22.6	1.3	3.7
43	582	55	22	12	21	3.05	0.76	71.8	20.8	4.5	2.9
44	652	41	23	13	5	2.71	0.73	90.2	2.6	5.4	1.8
45	1273	56	23	19	14	2.99	0.74	80.8	5.6	10.6	3.0
46	785	52	24	18	10	3.09	0.78	80.6	6.6	10.3	2.4
47	1156	49	20	13	16	2.59	0.66	88.1	8.2	2.1	1.6
48	649	46	19	11	16	2.83	0.74	80.7	4.6	12.3	2.3
49	771	43	22	12	9	2.85	0.76	90.0	2.3	5.2	2.5
50	676	46	23	12	11	3.05	0.80	78.1	7.5	11.4	3.0
51	1207	53	23	15	15	2.80	0.71	78.4	2.3	16.4	2.9
52	1415	48	22	16	10	2.82	0.73	69.2	2.5	25.2	3.2
53	663	33	18	7	8	2.63	0.75	85.5	1.4	11.2	2.0
54	1453	53	22	14	17	3.02	0.76	72.1	17.1	7.8	3.0
55	865	53	21	18	14	2.97	0.75	85.0	10.3	2.4	2.3
58	1010	48	23	16	9	2.89	0.75	88.3	3.7	7.0	1.0
59	1522	46	24	16	6	2.80	0.73	89.0	3.7	5.6	1.6
60	603	46	24	13	9	2.92	0.76	80.1	2.7	15.4	1.8
61	1030	50	24	15	11	3.03	0.77	82.7	7.1	8.9	1.3
62	771	43	23	11	9	2.99	0.80	75.2	3.9	18.3	2.6
63	702	37	24	8	5	2.51	0.70	88.0	2.3	8.7	1.0
64	1865	38	24	12	2	2.28	0.63	95.7	1.5	2.0	0.8
65	1089	41	24	13	4	2.42	0.65	93.7	3.3	2.3	0.7
66	838	35	22	11	2	2.19	0.62	93.6	2.1	3.2	1.1
67	2268	34	23	8	3	2.14	0.61	95.8	1.2	2.0	1.0
68	1508	37	23	8	6	2.05	0.57	96.1	0.2	2.5	1.2
69	1509	38	23	11	4	2.03	0.56	94.1	1.5	3.0	1.3
70	1518	37	24	8	5	1.93	0.54	96.2	1.1	1.8	0.9
71	2371	35	24	10	1	1.76	0.49	94.6	2.3	2.1	1.0
72	4007	39	24	10	5	1.63	0.44	97.8	0.9	0.6	0.7
73	1909	36	24	9	3	2.22	0.62	95.9	0.8	2.7	0.6
74	1110	32	24	7	1	2.49	0.72	94.7	1.4	2.8	1.1
75	1254	40	24	11	5	2.53	0.69	91.9	2.1	4.7	1.4
76	1160	38	24	11	3	2.50	0.69	89.6	2.8	6.4	1.3
77	942	40	23	13	4	2.44	0.66	93.6	3.7	1.4	1.3
78	2137	40	24	9	7	2.29	0.62	95.5	0.9	2.4	1.2
79	1635	39	24	12	3	2.25	0.61	93.9	2.1	3.3	0.7
80	1147	47	23	16	8	2.59	0.67	84.0	3.6	12.1	0.3
82	983	44	24	14	6	2.71	0.72	89.9	1.5	6.6	1.9
83	881	56	24	17	15	2.86	0.71	84.1	5.2	8.4	2.3
84	892	47	23	18	6	2.79	0.73	84.8	6.4	7.4	1.5
85	1948	49	24	19	6	2.81	0.72	85.3	3.4	9.7	1.6
86	1242	41	21	16	4	2.70	0.73	88.8	3.6	5.8	1.8

(continued)

REPORT TO CZM ON SEDIMENT AND INFAUNA FROM OSV BOLD SURVEY

Table 1. (Continued)

Station	Abundance ^a	# of Taxa	Common ^b	Less Common ^c	Rare ^d	H' ^e	J' ^f	% Annelida ^g	% Arthropoda ^g	% Mollusca ^g	% Other Phyla ^g
87	1934	42	24	13	5	2.44	0.65	95.9	2.0	1.2	0.9
89	1543	44	22	14	8	2.33	0.61	83.1	4.7	10.2	2.0
90	1057	40	24	12	4	2.41	0.65	92.8	1.6	3.7	1.9
91	1999	43	23	15	5	1.91	0.51	90.7	2.7	5.5	1.1
92	1804	42	24	12	6	2.05	0.55	93.3	1.4	3.8	1.5
93	3830	42	24	14	4	1.86	0.50	93.8	1.1	4.3	0.8
94	3419	39	22	13	4	1.94	0.53	96.3	2.1	0.8	0.8
95	3624	33	22	7	4	1.75	0.50	97.5	0.1	0.8	1.5
96	2281	38	21	12	5	2.05	0.56	93.7	1.1	3.7	1.4
97	2634	40	22	15	3	1.97	0.54	92.1	2.8	4.5	0.6
98	1305	26	22	2	2	2.00	0.61	81.1	0.7	17.5	0.8
99	2035	35	22	9	4	2.04	0.57	86.8	1.1	11.4	0.7
100	2586	31	20	10	1	1.78	0.52	96.1	1.1	2.4	0.4
101	1003	32	21	6	5	2.09	0.60	91.0	1.7	4.2	3.1
102	1893	36	23	8	5	1.83	0.51	94.8	0.6	3.8	0.8
103	1585	36	24	8	4	1.88	0.52	95.1	0.9	2.7	1.3
104	2145	34	24	10	0	1.73	0.49	97.3	0.7	1.6	0.4
105	1574	49	24	16	9	2.46	0.63	80.7	4.3	11.5	3.6
106	906	36	23	10	3	2.64	0.74	93.3	3.3	1.8	1.7
107	713	34	23	10	1	2.56	0.73	91.6	1.7	6.2	0.6
108	901	30	21	9	0	2.36	0.69	95.6	1.0	2.9	0.6
109	779	34	22	10	2	2.24	0.64	95.0	2.6	1.8	0.6
110	1072	35	23	10	2	2.41	0.68	94.8	2.5	1.2	1.5
111	559	27	20	5	2	2.51	0.76	91.2	2.5	4.5	1.8
112	646	33	23	7	3	2.59	0.74	92.0	3.6	4.2	0.3
113	1029	36	24	10	2	2.48	0.69	92.9	2.0	4.7	0.4
114	1224	35	23	7	5	2.45	0.69	93.1	3.1	2.5	1.2
115	1354	41	23	13	5	2.42	0.65	95.1	1.7	2.6	0.7
116	776	34	23	9	2	2.55	0.72	92.5	2.4	4.5	0.5
117	920	51	23	17	11	2.98	0.76	80.8	7.1	10.0	2.2
118	917	30	22	7	1	2.61	0.77	85.9	2.0	11.7	0.4
119	675	40	20	11	9	2.87	0.78	77.2	1.9	19.7	1.2
120	1054	39	21	11	7	2.75	0.75	86.3	2.0	9.9	1.8
121	1270	50	23	16	11	2.90	0.74	78.7	5.0	15.1	1.3
122	432	32	21	10	1	2.75	0.79	85.9	1.6	10.9	1.6
123	1040	47	23	16	8	2.99	0.78	62.2	7.1	28.9	1.7
124	955	49	23	14	12	3.11	0.80	62.7	7.2	27.1	2.9
125	1140	51	22	14	15	2.98	0.76	70.3	3.7	24.6	1.5
126	1497	45	24	15	6	2.52	0.66	74.8	1.7	22.0	1.4
127	764	51	23	19	9	3.19	0.81	72.3	8.8	14.4	4.6
128	884	36	16	7	13	2.25	0.63	63.3	32.2	1.0	3.4
129	1447	37	17	10	10	1.70	0.47	80.4	1.7	16.3	1.6
149	945	29	15	7	7	2.09	0.62	92.4	0.3	6.2	1.1
150	976	33	16	8	9	2.03	0.58	80.6	1.3	17.7	0.3
154	1080	39	20	9	10	2.58	0.71	87.7	1.6	8.1	2.6
162	1145	34	16	7	11	1.86	0.53	95.4	0.3	3.3	1.0
168	271	31	15	6	10	2.46	0.72	28.0	17.3	39.1	15.5
170	867	55	21	17	17	2.96	0.74	75.8	4.5	18.8	0.9
171	941	56	22	22	12	3.00	0.75	79.1	8.5	10.8	1.6
172	944	55	23	21	11	3.11	0.78	80.0	6.0	9.7	4.2

(continued)

Table 1. (Continued)

^a Abundance = total abundance (# of individuals per 0.04 m² grab)

^b Common = # of taxa found in ≥75% of samples

^c Less common = # of taxa found in 35-74% of samples

^d Rare = # of taxa found in <35% of samples

^e H' = Shannon diversity index (log base e)

^f J' = Pielou's evenness index

^g % Annelida, Mollusca, Arthropoda, and Other Phyla = The percentage of total abundance comprised by these numerically dominant phyla.

metrics for a station was also seen in evenness (J') values, which ranged from 0.44 to 0.81, and diversity (H'), which ranged from 1.58 to 3.19. Number of "common" (found in ≥75% of samples), "less common" (found in 35-74% of samples), and "rare" (found in <35% of samples) taxa represent frequency of occurrence of taxa within the samples collected during this survey. Over 80% of samples contained 20 to 24 common taxa. Only two samples (Stations 171 and 172) contained more than 20 "less common" taxa and one sample (Station 43) contained 21 rare taxa. Annelid worms comprised over 60% of individuals in samples from all but four stations (Stations 34, 36, 37, and 168). Annelids accounted for over 90% of faunal abundance in nearly half of the samples. In around 30% of samples molluscs accounted for over 10% of abundance, while arthropods accounted for over 10% of abundance in only around 10% of samples.

3.2.3 Infaunal Assemblages

Multivariate analyses discriminated between six faunal assemblages in the 100 samples that were analyzed (Groups IA to IIB2b, Figure 2). These assemblages were identified based on the results of cluster analysis, SIMPROF analysis, and direct evaluation and comparisons among taxa in the faunal groupings. The dendrogram resulting from cluster analysis is presented in Figure 2; station numbers are used to identify each sample, and selected cluster groups IA to IIB2b are indicated by color and labels. MDS ordinations provided further confirmation of the distinctions among the cluster groups. Figure 3 presents the MDS ordination results using station numbers to identify samples and colors to identify cluster groups IA to IIB2b. SIMPER analysis was used to identify contributions from individual taxa to the overall dissimilarity between pairs of cluster groups. Assemblages differed in terms of their faunal composition, including the specific taxa present and their relative abundances. Such differences can be seen in Table 2, which compares the numerically dominant taxa (20 most abundant) composing each group.

Cluster groups were named using a hierarchical naming convention to emphasize the similarities and differences among the groups. The two main groups (I and II) differed considerably, separating at a Bray-Curtis similarity level of just over 30%. Group I contained subgroups A and B, each with five samples. Groups IA and IB also differed substantially as can be seen on the dendrogram and MDS plot (Figures 2 and 3). All remaining samples were in Group II, with six samples in subgroup A, four samples in subgroup B1, and the majority of samples clustering in groups IIB2a (n=46) and IIB2b (n=34). Although Groups IIB2a and IIB2b contained similar assemblages, differences between these two largest groups were evident in the cluster results, MDS plot, SIMPROF results, and in comparisons of fauna from these groups (Figures 2 and 3, Table 2). Defining characteristics of the faunal composition for each cluster group are described in the following paragraphs.

Group IA differed from other assemblages based on relatively high numbers of echinoids, haustoriid amphipods, and solenid bivalves (Table 2). This group was also characterized by very low numbers of polychaetes in comparison to other assemblages. On average, only a few spionids, caprellids, and

phyllococids were present in each sample, sabellids, ampharetids, and syllids were nearly absent, and no trichobranchids or cossurids were found in these samples (Table 2). These low polychaete numbers were reflected in the low mean total abundance for this group and higher contributions from arthropods, molluscs and other phyla to the faunal composition (Table 3). Group IA had the lowest mean number of taxa per sample in comparison to other groups.

Group IB had the highest numbers of archiannelid polychaetes and unciolid amphipods of any group (Table 2). Similar to Group IA, Group IB had relatively low numbers of polychaetes in the families Spionidae, Sabellidae, Capitellidae, Trichobranchidae, and others. More oligochaetes were found in the Group IB samples than in any other group. Group IB had the second lowest mean number of taxa and faunal abundance by comparison to the other groups, and the lowest number of molluscs as a percentage of the total abundance (Table 3).

Group IIA was characterized by having the highest numbers of spionid and cirratulid polychaetes of any group (Table 2). This group also had relatively high numbers of oweniid and orbiniid polychaetes, and low numbers of sabellid, trichobranchid, and maldanid polychaetes. On average, faunal abundance was relatively high in this group, and annelids comprised almost 90% of individuals per sample, while arthropods accounted for only 1% (Table 3).

Group IIB1 samples contained more syllid and capitellid polychaetes than any other group (Table 2). This group was characterized by having higher numbers of corophiid and ampeliscid amphipods, which were rare or absent in other groups, and relatively high numbers of anthozoans, and mytilid and astartid bivalves. As a percentage contribution to overall abundance, the ubiquitous paraonid polychaetes were found in relatively lower numbers in this group than in most others. The mean number of taxa per sample was higher in Group IIB1 than in any other group (Table 3).

Group IIB2a had the highest numbers of paraonid, sabellid, terebellid, and apistobranchid polychaetes of any group (Table 2). Sabellids and paraonids were particularly abundant in these samples when compared to other assemblages, and polychaetes overall comprised 93% of individuals in this group. These high polychaete numbers were reflected in the total abundance values, and Group IIB2a had higher average faunal abundance than any other group (Table 3).

Group IIB2b samples were dominated by polychaetes in the families Trichobranchidae, Paraonidae, and Sabellidae (Table 2). Nonetheless, these taxa, especially sabellids and paraonids, were found in much lower numbers than in the Group IIB2a samples. Group IIB2b had relatively high numbers of molluscs in the families Thyasiriidae and Rissoidae, and molluscs comprised almost 13% of total abundance in this group. Overall, Group IIB2b was characterized by relatively high numbers of taxa per sample in comparison to other groups (Table 3).

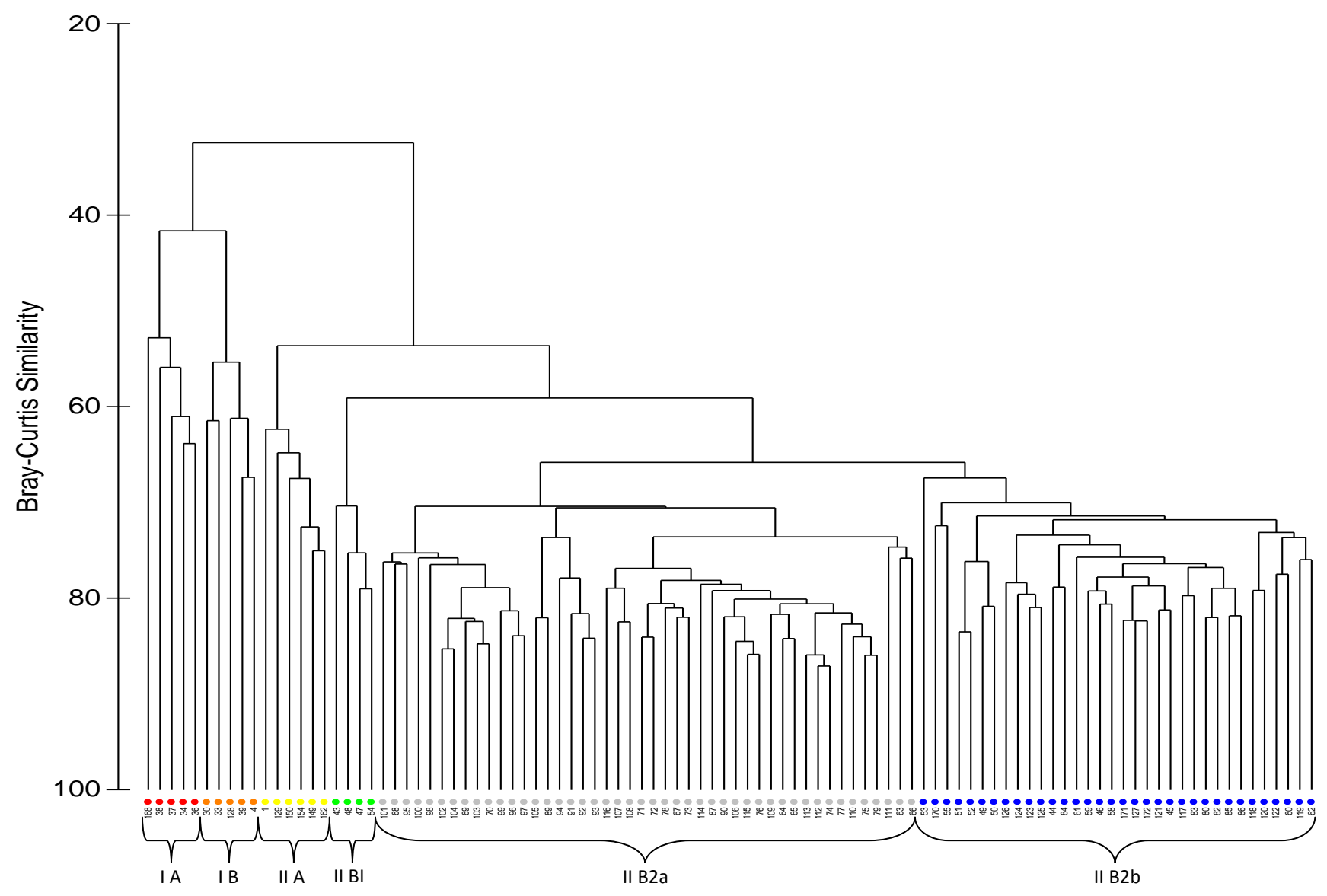


Figure 2. Results of cluster analysis based on Bray-Curtis similarities of 4th root transformed infaunal abundances at 100 stations in Massachusetts Bay and Cape Cod Bay.

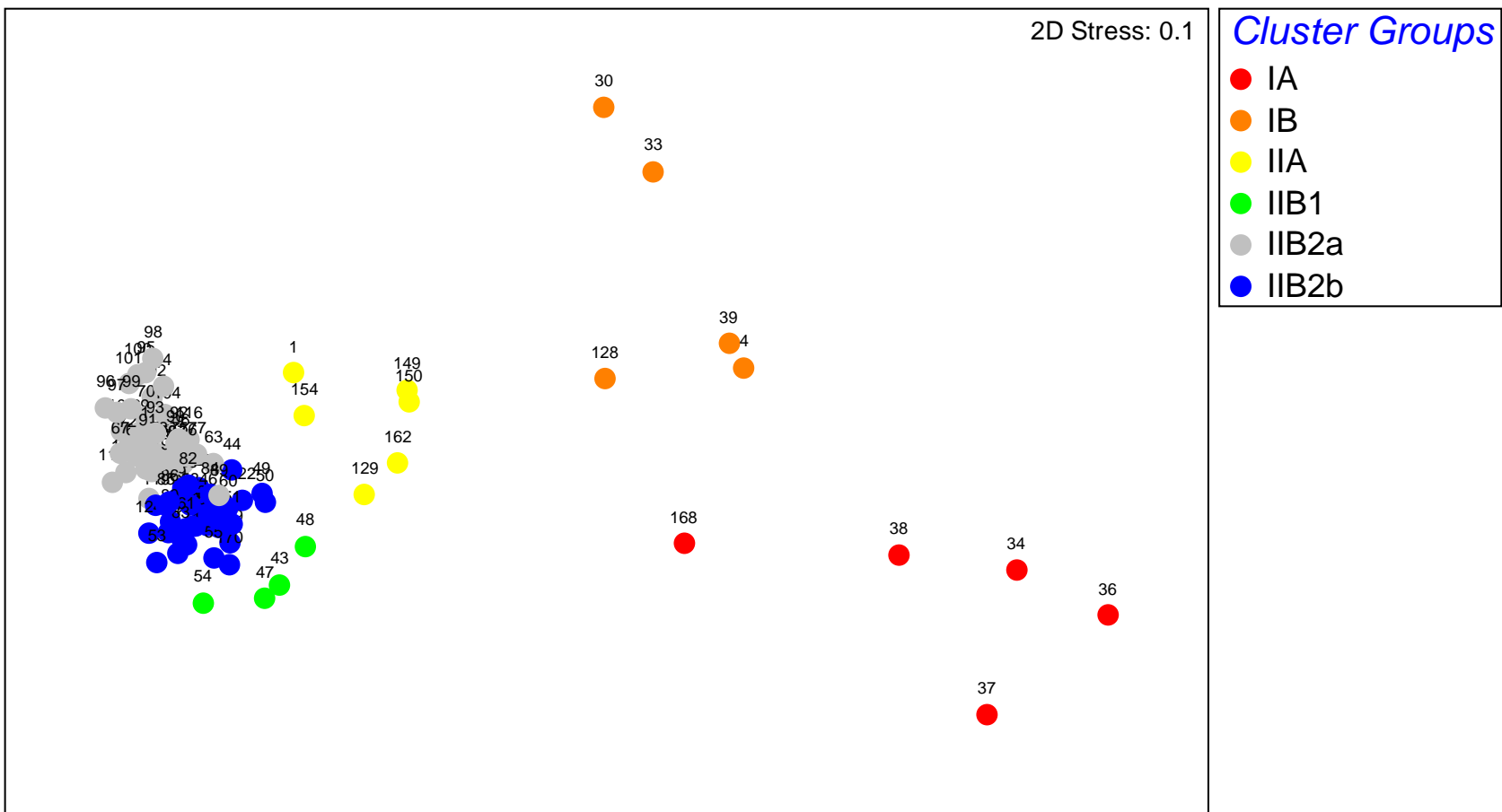


Figure 3. Results of MDS ordination based on Bray-Curtis similarities of 4th root transformed infaunal abundances at 100 stations in Massachusetts Bay and Cape Cod Bay.

REPORT TO CZM ON SEDIMENT AND INFAUNA FROM OSV BOLD SURVEY

Table 2. Abundance (mean no. per 0.04 m²) of numerically dominant taxa^{a,b} (20 most abundant) composing infaunal assemblages identified by cluster analysis.

Taxon	Phylum	IA (n=5)	IB (n=5)	IIA (n=6)	IIB1 (n=4)	IIB2a (n=46)	IIB2b (n=34)
Ampharetidae	Annelida	0.2	2.2	2.0	80.0	36.7	83.9
Apistobrachidae	Annelida				2.3	19.9	1.2
Archiannelida	Annelida	1.2	176.0	22.8	2.3	0.1	0.5
Capitellidae	Annelida	2.2	0.6	58.5	108.5	95.4	52.5
Cirratulidae	Annelida	10.0	31.4	134.8	49.8	23.5	62.0
Cossuridae	Annelida		0.4	0.3	0.5	138.7	6.0
Dorvilleidae	Annelida	0.2	3.2	0.7	3.3	6.2	3.2
Lumbrineridae	Annelida	0.6	1.0	53.3	32.3	53.8	50.1
Maldanidae	Annelida	2.0	29.0	1.0	10.3	9.0	47.9
Nephtyidae	Annelida	1.6	2.2	20.2	9.3	22.9	15.4
Oligochaeta	Annelida		26.4	20.0	7.0	6.1	1.6
Orbiniidae	Annelida	2.6	3.0	12.5	0.5	0.8	2.9
Oweniidae	Annelida		0.2	24.7		1.7	4.5
Paraonidae	Annelida	29.0	46.4	187.8	51.5	397.6	109.3
Pholoidae	Annelida	0.4	0.2	1.2	8.5	3.2	3.0
Phyllococidae	Annelida	4.0	8.0	45.8	19.5	13.9	23.4
Poecilochaetidae	Annelida	0.2	2.0	9.8	3.8	6.6	9.6
Sabellidae	Annelida	0.2	2.6	2.0	21.8	464.2	103.8
Spionidae	Annelida	4.8	11.2	331.7	133.3	93.0	79.7
Syllidae	Annelida	0.4	33.6	7.5	144.8	9.3	5.5
Terebellidae	Annelida				1.0	23.8	14.4
Trichobranchidae	Annelida		0.2	0.3	39.8	116.5	109.7
Ampeliscidae	Arthropoda			0.5	15.8	<0.1	4.9
Chaetiliidae	Arthropoda	2.0	1.8				
Cirolanidae	Arthropoda	1.4	2.8	0.2			
Corophiidae	Arthropoda		0.6		37.3		1.5
Diastylidae	Arthropoda	16.6	0.2	0.3	2.3	1.1	2.7
Haustoriidae	Arthropoda	28.6	4.0		0.5		0.1
Idoteidae	Arthropoda	2.2	0.4	4.5		0.6	1.1
Nototanaidae	Arthropoda	0.2	10.4				
Photidae	Arthropoda	0.8	0.2	2.7		6.3	2.4
Phoxocephalidae	Arthropoda	4.6	5.4	0.2	7.5	0.7	5.3
Unciolidae	Arthropoda	5.2	69.2	0.7	33.5	<0.1	1.3
Anthozoa	Cnidaria	2.4	0.4	1.8	10.5	1.0	3.1
Echinarachniidae	Echinodermata	24.8	8.4	0.3			<0.1
Arctiidae	Mollusca	0.2		4.0		0.8	0.5
Astartidae	Mollusca			0.8	10.0	<0.1	1.6
Mytilidae	Mollusca		1.4	2.3	26.0	0.5	17.4
Nuculidae	Mollusca		0.2	76.8	16.5	31.3	44.1
Periplomatidae	Mollusca		0.2	10.2	0.8	1.2	11.6
Rissoidae	Mollusca		0.2			0.2	9.9

(continued)

Table 2. (Continued)

Solenidae	Mollusca	24.2	1.8	2.7			<0.1
Tellinidae	Mollusca	5.0	0.2		0.3	0.1	0.1
Thyasiriidae	Mollusca			0.7	2.3	18.0	36.3
Nemertea	Nemertea	1.4	5.6	6.7	6.8	13.4	11.8
Phoronida	Phorona			5.0	0.5	0.1	1.6

^a Taxa identified by SIMPER analysis as the most influential (highest % contribution for each pairwise comparison) in discriminating among groups are in bold.

^b Values for the three most abundant taxa in each cluster group are in bold.

Table 3. Mean community parameters across stations comprised by each cluster group.

Cluster Group	# of Taxa ^a	Abundance ^b	% Annelida ^c	% Arthropoda ^c	% Mollusca ^c	% Other Phyla ^c
IA (n=5)	23	186	30.8	38.8	15.2	15.2
IB (n=5)	29	502	81.4	13.6	1.4	3.7
IIA (n=6)	33	1067	88.9	1.0	8.8	1.3
IIB1 (n=4)	51	960	78.2	12.7	6.7	2.5
IIB2a (n=46)	37	1653	93.0	1.9	4.0	1.1
IIB2b (n=34)	47	993	80.6	4.5	12.9	2.0

^a # of taxa = mean # of taxa per 0.04 m² grab

^b Abundance = mean total abundance (# of individuals per 0.04 m² grab)

^c % Annelida, Mollusca, Arthropoda, and Other Phyla = The mean percentage of total abundance comprised by these numerically dominant phyla.

3.3 Comparison of Faunal Distributions to Habitat

The spatial distribution of faunal assemblages identified using multivariate analyses is demonstrated in a map of Massachusetts Bay and Cape Cod Bay with cluster groups superimposed on station locations (Figure 4). Comparison of faunal distributions to bathymetry and to sediment composition data suggests that these features influence spatial patterns in the faunal assemblages within the study area.

Mean bottom depth and sediment composition values for samples included in each of the six cluster groups are presented in Table 4. Three cluster groups (IA, IB, IIA) comprised samples from 16 stations that were located in the nearshore depth zone (≤ 30 meters, or ~ 100 feet). The shallowest of the nearshore stations were included in Group IA. The stations in Groups IB and IIA were similar in terms of bottom depth, but differed in sediment composition, with Group IIA samples containing a higher percentage of silt and clay. The other three cluster groups (IIB1, IIB2a, IIB2b) comprised the remaining samples from 84 offshore stations. Group IIB1 included only four stations that were characterized by relatively low percentages of silt and clay in comparison to other offshore stations. Groups IIB2a and IIB2b contained the majority of samples from offshore stations. Bottom depth was similar at stations in these groups, but sediment composition differed, with Group IIB2a samples

containing mostly silt (with sand) and Group IIB2b samples containing mostly sand (with silt; Table 4).

Table 4. Mean bottom depth and percent composition of sediment texture classes across stations comprised by each cluster group.

Cluster Group	Depth (ft.)	% Gravel	% Sand	% Silt	% Clay
IA (n=5)	50	20.5	74.6	3.3	1.6
IB (n=5)	75	11.6	83.5	3.0	1.9
IIA (n=6)	77	9.9	70.2	15.2	4.7
IIB1 (n=4)	124	27.6	61.4	6.9	4.1
IIB2a (n=46)	159	0	22.1	64.9	13.0
IIB2b (n=34)	144	1.8	56.6	34.1	7.5

ANOSIM (Analysis of Similarities) was used to compare spatial differences in faunal assemblages to three *a priori* designated habitat classification variables (Appendix A): (1) CMECS (Coastal and Marine Ecological Classification Standard) sediment groups (2) physiographic zones, and (3) depth zones (based on CMECS; Madden et al. 2005). These analyses provided statistical verification of the patterns observed in cluster analysis and MDS ordination results.

The null hypothesis that there are no differences in community composition among the classes of CMECS groups (Cobble, Gravelly Sand, Sand, Muddy Sand, Sandy Mud, Mud) was rejected at a significance level of 0.1% (Table 5). The test statistic (R) for the global test on CMECS groups was 0.53. Pairwise tests found significant differences among classes except for: Gravelly Sand vs. Sand (R=0.03, p=39.6%); Muddy Sand vs. Sandy Mud (R=0.14, p=7.8%); and Sandy Mud vs. Sand (R=0.05, p=27.6%). Several comparisons against Cobble were also not significant; however, this was an artifact of an insufficient number of samples to make the comparisons (only Station 38 was classified as Cobble).

Significant differences among physiographic zones were also identified. The null hypothesis that there are no differences in community composition among the classes of physiographic zones (HB=hard bottom, CS=coarse sediment, MS=mixed sediment, SMS=sandy muddy sand, and MSM=muddy sandy mud) was rejected at a significance level of 0.1% (Table 5). The test statistic (R) for the global test on physiographic zones was 0.25. Pairwise tests found significant differences among all classes except for: MS vs. HB (R=0.09, p=21.0%) and Sms vs. Msm (R=-0.11, p=94.5%).

The global test statistic (R) for depth zone comparisons was 0.95, and the null hypothesis of no differences in community composition among depth zones (≤ 15 meters, nearshore shallow; >15 to 30 meters, nearshore deep; and >30 meters, offshore) was rejected at a significance level of 0.1% (Table 5). Pairwise tests found significant differences among all depth zones.

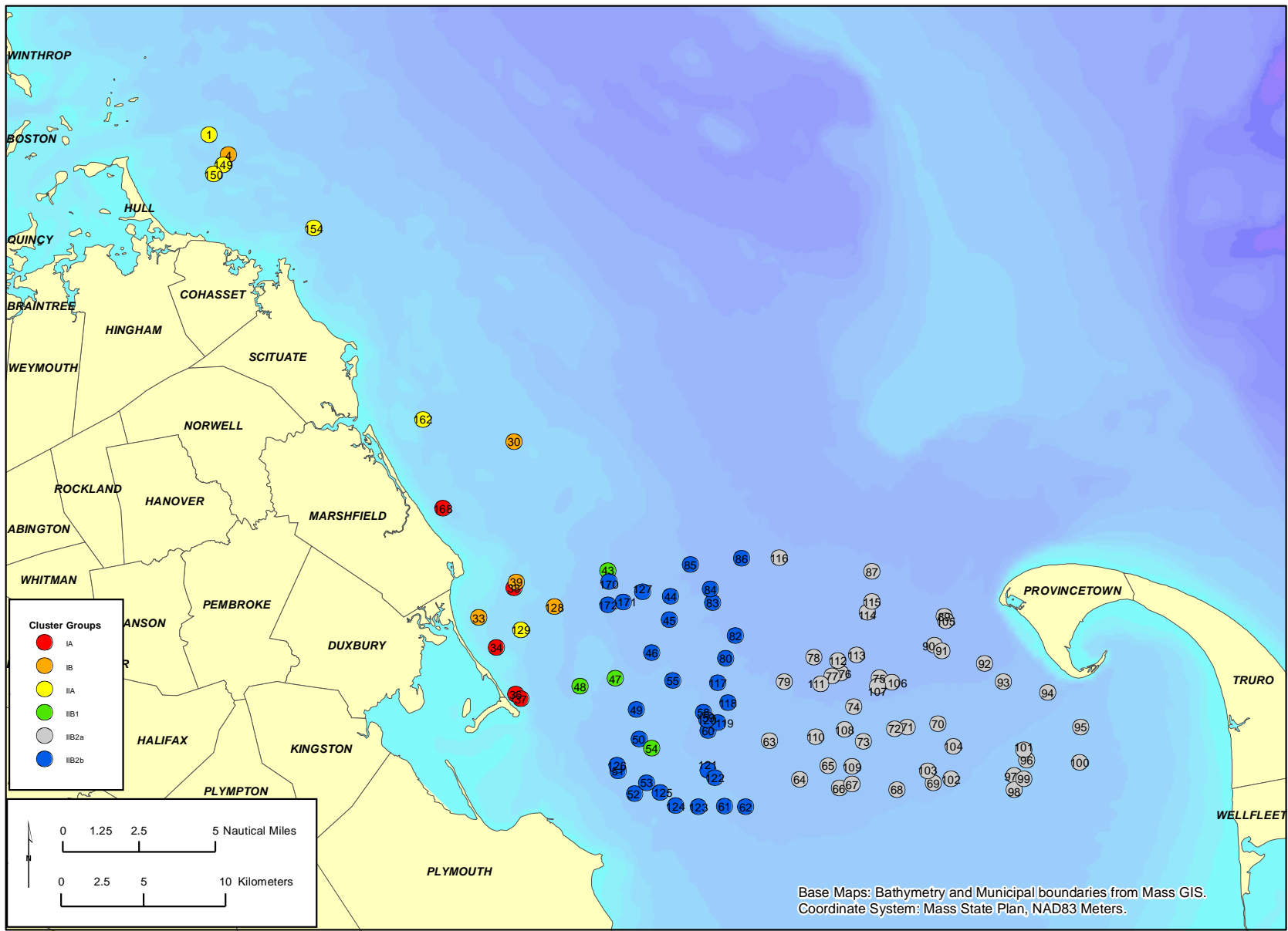


Figure 4. Distribution of faunal assemblages in Massachusetts Bay and Cape Cod Bay. Cluster groups (IA to IIB2b, indicated by color) represent faunal assemblages identified using multivariate analyses, and are over-laid on station locations.

Table 5. Results of global test in one-way ANOSIM (Analysis of Similarities) for CMECS groups, physiographic zones, and depth zones.

Comparison	Test statistic (R)	Significance level (%) ^a
CMECS groups	0.53	0.1
Physiographic zones	0.25	0.1
Depth zones	0.95	0.1

^a a significance level of $\leq 5\%$ for the test statistic (R) indicates ecologically meaningful differences.

4.0 Discussion and Conclusions

Faunal assemblages in the samples collected from Massachusetts Bay and Cape Cod Bay were highly dominated by polychaete worms. In addition to these annelids, molluscs and arthropods were consistently among the numerically dominant taxonomic groups. The overall faunal composition across all samples included 125 taxa from 12 different phyla and 113 families, with an average abundance of 1,235 individuals per 0.04 m² grab (30,866 per square meter). These findings are consistent with results from other surveys of soft bottom communities in the area (e.g., Maciolek et al. 2009, Theroux and Wigley 1998).

Six faunal assemblages were identified using multivariate analyses. Faunal composition of these assemblages differed in terms of the specific taxa present and their relative abundances. The spatial distribution of these assemblages corresponded to differences in bottom depth and sediment composition.

ANOSIM analyses were used as a statistical test to help answer the question: “Are physiographic zones predictive of infaunal assemblages or individual infaunal taxa?” CMECS sediment groups, physiographic zones, and depth zones were all found to provide ecologically significant classification of the benthic habitat. Based on comparison of global R values among these classifiers, depth zones provided the best correspondence with faunal distribution, followed by CMECS groups, and physiographic zones. Pairwise tests identified classification levels in the CMECS groups and physiographic zones that did not correspond to meaningful differences in faunal distribution. These results may be used to further develop these classification schemes.

In summary, these analyses suggest that information about depth and substrate for a location within the surveyed area of Massachusetts Bay and Cape Cod Bay may be helpful in making general predictions about the likely faunal composition in that location. Nonetheless, any such predictions are limited by the spatial coverage of the current survey, as well as temporal changes and site-specific variation in the benthic community.

5.0 References

- Clarke, K.R. (1993). Non-parametric multivariate analyses of changes in community structure. *Aust. J. Ecol.*, 18: 117-143.
- Clarke, K.R. and R.H. Green (1988). Statistical design and analysis for a ‘biological effects’ study. *Mar. Ecol. Prog. Ser.*, 46: 213-226.

REPORT TO CZM ON SEDIMENT AND INFAUNA FROM OSV BOLD SURVEY

- Clarke, K. R. and R. M. Warwick (2001). Change in marine communities: an approach to statistical analysis and interpretation. Plymouth: Plymouth Marine Laboratory; 144 pp.
- Folk R.L. and Ward W.C. (1957). Brazos River bar: a study in the significance of grain size parameters. J. Sediment. Petrol. 27 : 3-26.
- Maciolek, NJ, DT Dahlen, RJ Diaz, and B Hecker (2009). Outfall Benthic Monitoring Report: 2008 Results. Boston: Massachusetts Water Resources Authority. Report 2009-13. 36 pages plus appendices.
- Madden, C.J., D.H. Grossman and K.L. Goodin (2005). Coastal and Marine Systems of North America: Framework for an Ecological Classification Standard: Version II. NatureServe, Arlington, VA.
- Theroux, R. B. and R. L. Wigley (1998). Quantitative composition and distribution of the macrobenthic invertebrate fauna of the continental shelf ecosystems of the northeastern United States. US Dep. Commer. NOAA Tech. Rep. NMFS 140. 240 pp.
- Warwick, R.M. (1993). Environmental impact studies on marine communities: pragmatical considerations. Aust. J. Ecol., 18: 63-80

APPENDIX A

Listing of 105 benthic stations surveyed in Massachusetts Bay and Cape Cod Bay for which samples were analyzed for either sediment grain size, infaunal assemblage, or both

Listing includes habitat classification variables: (1) CMECS (Coastal and Marine Ecological Classification Standard) sediment groups (2) physiographic zones, and (3) depth zones (NS=nearshore shallow, ND=nearshore deep, OFF=offshore; based on CMECS).

REPORT TO CZM ON SEDIMENT AND INFAUNA FROM OSV BOLD SURVEY

Station	Sample type	Latitude (DD)	Longitude (DD)	Depth (ft)	Sampling date	CMECS	Physio-graphic zones	Depth zones
1	sediment and infauna	42.3226	-70.8226	74	6/18/2010	Gravelly Sand	MS	ND
4	sediment and infauna	42.3115	-70.8083	78	6/18/2010	Sand	MS	ND
30	infauna only	42.1532	-70.6002	74	6/19/2010	Gravelly Sand	HB	ND
33	sediment and infauna	42.0571	-70.6275	75	6/19/2010	Sand	CS	ND
34	sediment and infauna	42.0407	-70.6149	47	6/19/2010	Sand	CS	NS
36	sediment and infauna	42.0149	-70.6010	32	6/19/2010	Sand	Sms	NS
37	sediment and infauna	42.0124	-70.5972	58	6/19/2010	Sand	Sms	ND
38	infauna only	42.0731	-70.6015	56	6/19/2010	Cobble	HB	ND
39	sediment and infauna	42.0763	-70.5999	58	6/19/2010	Sand	Sms	ND
43	sediment and infauna	42.0820	-70.5323	138	6/19/2010	Gravelly Sand	CS	OFF
44	sediment and infauna	42.0676	-70.4867	162	6/19/2010	Muddy Sand	Sms	OFF
45	sediment and infauna	42.0548	-70.4880	156	6/19/2010	Muddy Sand	CS	OFF
46	sediment and infauna	42.0369	-70.5010	153	6/19/2010	Muddy Sand	CS	OFF
47	sediment and infauna	42.0230	-70.5279	128	6/19/2010	Sand	CS	OFF
48	sediment and infauna	42.0189	-70.5536	109	6/19/2010	Sand	CS	OFF
49	sediment and infauna	42.0059	-70.5127	133	6/19/2010	Sand	CS	OFF
50	sediment and infauna	41.9897	-70.5109	128	6/19/2010	Sand	CS	OFF
51	sediment and infauna	41.9725	-70.5266	114	6/19/2010	Sand	HB	OFF
52	sediment and infauna	41.9597	-70.5148	109	6/19/2010	Muddy Sand	CS	OFF
53	sediment and infauna	41.9657	-70.5058	117	6/19/2010	Sandy Mud	CS	OFF
54	sediment and infauna	41.9846	-70.5017	119	6/19/2010	Sand	CS	OFF
55	sediment and infauna	42.0214	-70.4859	127	6/20/2010	Muddy Sand	Sms	OFF
56	sediment only	42.0294	-70.4834	132	6/20/2010			
57	sediment only	42.0173	-70.4674	139	6/20/2010			
58	sediment and infauna	42.0040	-70.4635	154	6/20/2010	Muddy Sand	CS	OFF
59	sediment and infauna	41.9985	-70.4599	154	6/20/2010	Muddy Sand	CS	OFF
60	sediment and infauna	41.9938	-70.4603	148	6/20/2010	Muddy Sand	CS	OFF
61	sediment and infauna	41.9525	-70.4491	131	6/20/2010	Muddy Sand	Sms	OFF
62	sediment and infauna	41.9520	-70.4336	131	6/20/2010	Muddy Sand	Sms	OFF
63	sediment and infauna	41.9879	-70.4152	154	6/20/2010	Sandy Mud	Sms	OFF
64	sediment and infauna	41.9666	-70.3939	148	6/20/2010	Mud	Sms	OFF
65	sediment and infauna	41.9739	-70.3726	150	6/20/2010	Mud	Sms	OFF
66	sediment and infauna	41.9616	-70.3647	141	6/20/2010	Mud	Sms	OFF
67	sediment and infauna	41.9635	-70.3555	141	6/20/2010	Mud	Sms	OFF
68	sediment and infauna	41.9603	-70.3225	134	6/20/2010	Mud	Sms	OFF
69	sediment and infauna	41.9636	-70.2957	135	6/20/2010	Mud	Sms	OFF
70	sediment and infauna	41.9959	-70.2920	149	6/20/2010	Mud	Sms	OFF
71	sediment and infauna	41.9944	-70.3143	157	6/20/2010	Mud	Sms	OFF
72	sediment and infauna	41.9936	-70.3235	159	6/20/2010	Mud	Sms	OFF
73	sediment and infauna	41.9868	-70.3468	159	6/20/2010	Mud	Sms	OFF
74	sediment and infauna	42.0061	-70.3536	169	6/20/2010	Mud	Sms	OFF
75	sediment and infauna	42.0216	-70.3346	177	6/20/2010	Mud	Msm	OFF
76	sediment and infauna	42.0243	-70.3625	179	6/20/2010	Mud	Msm	OFF
77	sediment and infauna	42.0230	-70.3690	179	6/20/2010	Mud	Msm	OFF
78	sediment and infauna	42.0333	-70.3820	181	6/20/2010	Mud	Msm	OFF

REPORT TO CZM ON SEDIMENT AND INFAUNA FROM OSV BOLD SURVEY

79	sediment and infauna	42.0203	-70.4038	174	6/20/2010	Mud	Sms	OFF
80	sediment and infauna	42.0334	-70.4466	170	6/20/2010	Sandy Mud	Sms	OFF
81	sediment only	42.0336	-70.4523	165	6/20/2010			
82	sediment and infauna	42.0456	-70.4393	171	6/20/2010	Sandy Mud	Sms	OFF
83	sediment and infauna	42.0638	-70.4561	165	6/20/2010	Muddy Sand	CS	OFF
84	sediment and infauna	42.0714	-70.4576	168	6/21/2010	Muddy Sand	CS	OFF
85	sediment and infauna	42.0847	-70.4716	170	6/21/2010	Sandy Mud	Msm	OFF
86	sediment and infauna	42.0878	-70.4341	185	6/21/2010	Mud	Msm	OFF
87	sediment and infauna	42.0799	-70.3389	195	6/21/2010	Mud	Msm	OFF
88	sediment only	42.0766	-70.2685	200	6/21/2010			
89	sediment and infauna	42.0546	-70.2862	196	6/21/2010	Sand	Msm	OFF
90	sediment and infauna	42.0388	-70.2935	184	6/21/2010	Sandy Mud	Msm	OFF
91	sediment and infauna	42.0359	-70.2882	185	6/21/2010	Sandy Mud	Msm	OFF
92	sediment and infauna	42.0285	-70.2569	177	6/21/2010	Muddy Sand	Msm	OFF
93	sediment and infauna	42.0185	-70.2433	163	6/21/2010	Sandy Mud	CS	OFF
94	sediment and infauna	42.0121	-70.2109	148	6/21/2010	Muddy Sand	Sms	OFF
95	sediment and infauna	41.9930	-70.1873	117	6/21/2010	Mud	Sms	OFF
96	sediment and infauna	41.9755	-70.2272	126	6/21/2010	Mud	Sms	OFF
97	sediment and infauna	41.9669	-70.2364	125	6/21/2010	Mud	Sms	OFF
98	sediment and infauna	41.9592	-70.2369	122	6/21/2010	Mud	Sms	OFF
99	sediment and infauna	41.9653	-70.2293	120	6/21/2010	Mud	Sms	OFF
100	sediment and infauna	41.9738	-70.1885	107	6/21/2010	Mud	Sms	OFF
101	sediment and infauna	41.9809	-70.2291	122	6/21/2010	Mud	Sms	OFF
102	sediment and infauna	41.9657	-70.2827	131	6/21/2010	Mud	Sms	OFF
103	sediment and infauna	41.9703	-70.2997	137	6/21/2010	Mud	Sms	OFF
104	sediment and infauna	41.9835	-70.2809	138	6/21/2010	Mud	Sms	OFF
105	sediment and infauna	42.0522	-70.2850	194	6/21/2010	Muddy Sand	Msm	OFF
106	sediment and infauna	42.0189	-70.3253	170	6/21/2010	Mud	Sms	OFF
107	sediment and infauna	42.0168	-70.3356	171	6/21/2010	Mud	Sms	OFF
108	sediment and infauna	41.9936	-70.3603	163	6/21/2010	Mud	CS	OFF
109	sediment and infauna	41.9732	-70.3553	155	6/21/2010	Mud	Sms	OFF
110	sediment and infauna	41.9899	-70.3817	165	6/21/2010	Mud	CS	OFF
111	sediment and infauna	42.0187	-70.3774	177	6/21/2010	Mud	Sms	OFF
112	sediment and infauna	42.0313	-70.3646	182	6/21/2010	Mud	Msm	OFF
113	sediment and infauna	42.0342	-70.3507	184	6/21/2010	Mud	Msm	OFF
114	sediment and infauna	42.0575	-70.3425	192	6/21/2010	Mud	Msm	OFF
115	sediment and infauna	42.0632	-70.3391	188	6/22/2010	Mud	Msm	OFF
116	sediment and infauna	42.0879	-70.4066	193	6/22/2010	Mud	Msm	OFF
117	sediment and infauna	42.0200	-70.4527	151	6/22/2010	Muddy Sand	Sms	OFF
118	sediment and infauna	42.0091	-70.4456	157	6/22/2010	Sandy Mud	Sms	OFF
119	sediment and infauna	41.9982	-70.4532	148	6/22/2010	Muddy Sand	Sms	OFF
120	sediment and infauna	41.9999	-70.4611	151	6/22/2010	Muddy Sand	CS	OFF
121	sediment and infauna	41.9720	-70.4605	137	6/22/2010	Muddy Sand	Sms	OFF
122	sediment and infauna	41.9680	-70.4557	137	6/22/2010	Muddy Sand	CS	OFF
123	sediment and infauna	41.9521	-70.4682	126	6/22/2010	Muddy Sand	CS	OFF
124	sediment and infauna	41.9531	-70.4848	125	6/22/2010	Muddy Sand	CS	OFF
125	sediment and infauna	41.9604	-70.4959	124	6/22/2010	Muddy Sand	CS	OFF
126	sediment and infauna	41.9754	-70.5274	123	6/22/2010	Muddy Sand	CS	OFF

REPORT TO CZM ON SEDIMENT AND INFAUNA FROM OSV BOLD SURVEY

127	sediment and infauna	42.0701	-70.5071	153	6/22/2010	Muddy Sand	CS	OFF
128	sediment and infauna	42.0626	-70.5718	89	6/22/2010	Sand	Sms	ND
129	sediment and infauna	42.0503	-70.5969	72	6/22/2010	Muddy Sand	Sms	ND
131	sediment only	42.0639	-70.6259	40	6/22/2010			
149	sediment and infauna	42.3062	-70.8121	75	6/22/2010	Sand	MS	ND
150	sediment and infauna	42.3010	-70.8192	72	6/22/2010	Sand	MS	ND
154	sediment and infauna	42.2710	-70.7462	95	6/22/2010	Sand	MS	ND
162	sediment and infauna	42.1659	-70.6669	72	6/23/2010	Sand	HB	ND
168	sediment and infauna	42.1170	-70.6530	56	6/23/2010	Sand	MS	ND
170	infauna only	42.0759	-70.5318	135	6/23/2010	Sand	CS	OFF
171	infauna only	42.0648	-70.5214	142	6/23/2010	Sand	CS	OFF
172	infauna only	42.0632	-70.5329	135	6/23/2010	Sand	CS	OFF

APPENDIX B

Results of quality assurance assessments for infaunal sample sorting and identification

MA CZM Infauna Samples — June 18-23, 2010

Quality Control — Sorting Results

Sorter	No. Training Samples (100% QC)	No. Sorted Samples Subject to QC	Samples Selected for QC	QC Results	
				Date QC'd	% Pass
A.M.	3	13	78-201645	7/27/10	99.9%
			116-201681	8/16/10	100%
P.B.	3	12	66-201633	7/19/10	100%
A.B.	3	20	69-201636	7/20/10	94.6%
			117-201682	8/7/10	99.9%
J.P.	3	27	64-201631	7/16/10	95.5%
			90-201655	7/30/10	100%
			114-201679	8/16/10	99.9%
T.H.	1*	4	150-201696	9/17/10	99.6%
M.M.	1*	10	125-201690	8/27/10	100%
Total Sorted:	14	86			

EPA % Acceptance Categories	Sorters	
	>95%	
90-95%		1
<90%		0

* Seasoned sorters

MA CZM Infauna Samples — June 18-23, 2010

Quality Control – Taxonomy Results

Batch of 10 Samples	Sample Selected for QC	D.F.		J.D.		K.P.		R.H.	
		Polychaeta		Polychaeta		Mollusca		Arthropoda, Echinodermata, Miscellaneous	
		Date QC'd	% Pass	Date QC'd	% Pass	Date QC'd	% Pass	Date QC'd	% Pass
1	1-201601	7/23	98.1%	*		9/22	100%	7/26	100%
2	45-201612	9/16	99.2%	*		9/23	99.2%	7/26	95.5%
3	60-201627	8/20	93.8%	*		10/5	100%	7/26	95.0%
4	71-201638	8/24	98.9%	*		10/6	100%	9/14	100%
5	83-201649	9/17	97.7%	9/13	92.9%	10/6	100%	9/14	91.1%
6	90-201655	9/17	95.2%	9/17	98.6%	10/6	100%	9/14	100%
7	101-201666	9/22	97.4%	9/24	98.2%	10/7	100%	9/14	96.8%
8	112-201677	9/22	94.9%	9/24	97.2%	10/7	100%	9/14	95.8%
9	124-201689	9/22	96.7%	9/27	100%	10/7	99.6%	10/1	98.8%
10	129-201694	9/24	97.0%	9/77	99.6%	10/8	99.6%	10/1	97.5%

EPA % Acceptance Categories	D.F.		J.D.		K.P.		R.H.	
	>95%	8	100-95%	5	100-95%	10	100-95%	9
	90-95%	2	95-90%	1	95-90%	0	95-90%	1
	<90%	0	<90%	0	<90%	0	<90%	0

* Polychaeta identified solely by Diane Foote

APPENDIX C

Sediment grain size data for benthic samples collected in Massachusetts Bay and Cape Cod Bay during the OSV *Bold* survey, June 2010

Table columns include (1) sample information: sample ID, wet weight, dry weight, % moisture; (2) texture classes following the Wentworth scale: % gravel, sand, silt, clay; (3) descriptive statistics in phi units: median, mean, standard deviation, skewness, kurtosis; (4) quantiles in phi units used to compute the descriptive statistics: Q5, Q16, Q25, Q50, Q75, Q84, Q95; (5) cumulative frequency percentages for phi sizes 11 to -5; and (6) frequency percentages for phi sizes 11 to -5.

REPORT TO CZM ON SEDIMENT AND INFAUNA FROM OSV BOLD SURVEY

Sample	Sample Name	Wet_Wt (G)	Dry_Wt (G)	Pct_Moist	Pct_Gravel	Pct_Sand	Pct_Silt	Pct_Clay
1006421-01	1-S	578.5	471.5	22.7	55.60	34.94	6.46	3.01
1006421-02	4-S	742.0	579.5	28.0	1.10	89.57	7.13	2.20
1006421-03	33-S	598.5	491.0	21.9	3.40	93.20	3.00	0.40
1006421-04	34-S	464.0	372.5	24.6	0.80	93.21	3.28	2.71
1006421-05	36-S	281.0	213.0	31.9	1.40	96.11	0.79	1.70
1006421-06	37-S	328.5	261.5	25.6	0.20	96.39	3.01	0.40
1006421-07	39-S	735.0	595.5	23.4	0.20	97.50	0.00	2.30
1006421-08	43-S	390.5	300.5	30.0	57.70	34.82	5.58	1.90
1006421-09	44-S	152.5	85.0	79.4	0.00	60.78	35.48	3.74
1006421-10	45-S	342.0	171.0	100.0	0.30	53.34	35.48	10.87
1006421-11	46-S	207.5	108.5	91.2	2.30	55.89	34.01	7.80
1006421-12	47-S	311.5	223.0	39.7	5.20	76.79	13.20	4.81
1006421-13	48-S	434.0	370.5	17.1	18.40	74.95	3.05	3.60
1006421-14	49-S	380.5	250.0	52.2	14.40	67.32	14.01	4.27
1006421-15	50-S	487.0	333.5	46.0	19.90	62.37	13.81	3.92
1006421-16	51-S	652.5	440.0	48.3	6.00	70.66	15.35	7.99
1006421-17	52-S	592.0	377.5	56.8	0.80	70.94	22.23	6.03
1006421-18	53-S	750.0	411.5	82.3	0.20	36.24	56.65	6.91
1006421-19	54-S	758.0	576.0	31.6	29.20	58.87	5.91	6.02
1006421-20	55-S	621.5	374.5	66.0	4.10	71.48	18.97	5.45
1006421-21	56-S	661.0	506.5	30.5	59.20	34.59	4.73	1.48
1006421-22	57-S	467.0	370.5	26.0	0.50	88.98	4.69	5.83
1006421-23	58-S	530.0	255.5	107.4	0.60	57.99	35.32	6.09
1006421-24	59-S	554.0	301.5	83.7	0.00	51.93	42.32	5.75
1006421-25	60-S	460.5	221.0	108.4	0.70	54.56	35.61	9.13
1006421-26	61-S	679.0	417.0	62.8	0.10	65.63	29.83	4.44
1006421-27	62-S	556.5	317.0	75.6	0.00	58.37	35.33	6.29
1006421-28	63-S	446.5	197.5	126.1	0.00	36.82	50.19	12.99
1006421-29	64-S	490.0	195.5	150.6	0.00	15.88	74.42	9.70
1006421-30	65-S	473.5	158.5	198.7	0.00	13.79	74.94	11.28
1006421-31	66-S	428.5	151.5	182.8	0.00	10.11	72.56	17.32
1006421-32	67-S	465.5	162.0	187.3	0.00	14.18	74.96	10.86
1006421-33	68-S	472.0	154.0	206.5	0.00	14.46	75.27	10.27
1006421-34	69-S	555.5	164.5	237.7	0.00	9.08	73.77	17.15
1006421-35	70-S	555.5	164.5	237.7	0.00	17.73	71.03	11.24
1006421-36	71-S	555.5	164.5	237.7	0.00	19.20	67.31	13.49
1006422-01	72-S	454.0	134.0	238.8	0.00	15.52	64.55	19.94
1006422-02	73-S	353.5	110.5	219.9	0.00	19.66	72.25	8.10
1006422-03	74-S	168.5	57.5	193.0	0.00	15.59	73.76	10.64

REPORT TO CZM ON SEDIMENT AND INFAUNA FROM OSV BOLD SURVEY

Sample	Sample Name	Wet_Wt (G)	Dry_Wt (G)	Pct_Moist	Pct_Gravel	Pct_Sand	Pct_Silt	Pct_Clay
1006422-04	75-S	282.5	90.0	213.9	0.00	23.49	57.06	19.45
1006422-05	76-S	293.5	92.0	219.0	0.00	10.45	73.17	16.38
1006422-06	77-S	249.0	109.0	128.4	0.00	17.19	70.77	12.04
1006422-07	78-S	174.5	70.5	147.5	0.00	15.06	72.84	12.10
1006422-08	79-S	241.0	99.0	143.4	0.00	16.15	66.77	17.08
1006422-09	80-S	337.5	131.0	157.6	0.00	29.26	57.15	13.60
1006422-10	81-S	360.0	217.5	65.5	26.00	47.90	21.19	4.91
1006422-11	82-S	480.0	215.0	123.3	0.00	31.50	53.67	14.84
1006422-12	83-S	725.0	421.5	72.0	5.10	60.43	28.60	5.87
1006422-13	84-S	555.5	298.0	86.4	0.70	52.24	39.84	7.22
1006422-14	85-S	715.0	374.5	90.9	0.00	33.74	53.49	12.76
1006422-15	86-S	497.5	247.5	101.0	0.00	23.67	67.58	8.75
1006422-16	87-S	706.0	298.0	136.9	0.00	24.18	66.53	9.29
1006422-17	88-S	710.5	570.5	24.5	2.00	90.59	2.94	4.47
1006422-18	89-S	676.5	439.0	54.1	0.00	76.61	18.16	5.22
1006422-19	90-S	615.0	270.5	127.4	0.00	36.24	57.00	6.75
1006422-20	91-S	704.0	303.5	132.0	0.00	33.35	55.86	10.79
1006422-21	92-S	304.0	164.0	85.4	0.00	64.23	27.90	7.87
1006422-22	93-S	483.0	217.5	122.1	0.00	43.41	49.42	7.16
1006422-23	94-S	519.0	249.5	108.0	0.00	56.79	32.50	10.71
1006422-24	95-S	611.5	295.0	107.3	0.00	21.10	70.60	8.30
1006422-25	96-S	512.0	156.0	228.2	0.00	15.53	68.90	15.58
1006422-26	97-S	449.0	136.5	228.9	0.00	22.76	63.03	14.21
1006422-27	98-S	591.0	188.5	213.5	0.00	17.56	67.43	15.02
1006422-28	99-S	416.0	124.5	234.1	0.00	24.93	58.59	16.48
1006422-29	100-S	278.5	85.0	227.6	0.00	20.29	65.28	14.42
1006422-30	101-S	515.0	167.5	207.5	0.00	17.22	69.73	13.05
1006422-31	102-S	515.5	153.5	235.8	0.00	7.89	74.32	17.78
1006422-32	103-S	443.5	145.0	205.9	0.00	12.50	72.56	14.94
1006422-33	104-S	570.5	185.0	208.4	0.00	12.36	72.91	14.73
1006422-34	105-S	908.0	602.5	50.7	0.00	74.25	17.83	7.92
1006422-35	106-S	623.0	205.5	203.2	0.00	11.85	70.68	17.46
1006422-36	107-S	503.5	166.5	202.4	0.00	12.32	74.47	13.21
1006423-01	108-S	527.0	203.0	159.6	0.00	10.45	71.23	18.32
1006423-02	109-S	514.0	178.5	188.0	0.00	14.54	71.39	14.08
1006423-03	110-S	408.0	153.0	166.7	0.00	15.23	71.50	13.27
1006423-04	111-S	584.0	220.0	165.5	0.00	12.65	70.41	16.94
1006423-05	112-S	447.0	150.0	198.0	0.00	14.74	72.32	12.93
1006423-06	113-S	745.0	288.0	158.7	0.00	16.33	71.81	11.86

REPORT TO CZM ON SEDIMENT AND INFAUNA FROM OSV BOLD SURVEY

Sample	Sample Name	Wet_Wt (G)	Dry_Wt (G)	Pct_Moist	Pct_Gravel	Pct_Sand	Pct_Silt	Pct_Clay
1006423-07	114-S	745.0	288.0	158.7	0.00	14.63	68.90	16.47
1006423-08	115-S	443.0	177.0	150.3	0.00	16.77	71.03	12.20
1006423-09	116-S	534.0	221.0	141.6	0.00	13.28	77.55	9.16
1006423-10	117-S	537.5	278.5	93.0	0.00	55.39	37.80	6.82
1006423-11	118-S	367.5	177.0	107.6	0.00	37.01	54.67	8.33
1006423-12	119-S	379.5	212.0	79.0	0.00	60.88	28.68	10.44
1006423-13	120-S	414.0	214.0	93.5	0.00	59.82	33.40	6.78
1006423-14	121-S	496.0	251.0	97.6	0.00	52.04	41.01	6.95
1006423-15	122-S	631.5	333.5	89.4	0.00	59.55	28.65	11.80
1006423-16	123-S	537.0	301.0	78.4	0.00	58.72	34.21	7.07
1006423-17	124-S	559.5	279.5	100.2	0.00	51.17	40.69	8.14
1006423-18	125-S	570.5	347.0	64.4	1.90	62.74	24.86	10.51
1006423-19	126-S	676.0	381.5	77.2	0.70	56.89	34.70	7.71
1006423-20	127-S	583.5	362.0	61.2	0.30	67.20	27.02	5.48
1006423-21	128-S	761.0	572.0	33.0	0.10	90.15	5.05	4.70
1006423-22	129-S	745.5	462.0	61.4	0.40	58.17	35.29	6.14
1006423-23	131-S	489.0	357.0	37.0	8.70	90.00	0.66	0.64
1006423-24	149-S	373.5	412.5	35.9	0.00	85.14	10.18	4.68
1006423-25	150-S	373.5	659.0	37.1	0.20	89.01	8.17	2.62
1006423-26	154-S	743.0	571.0	30.1	1.80	77.22	17.11	3.87
1006423-27	162-S	626.0	475.5	31.7	1.40	76.93	13.80	7.87
1006423-28	168-S	813.0	649.5	25.2	0.10	87.53	9.27	3.10

REPORT TO CZM ON SEDIMENT AND INFAUNA FROM OSV BOLD SURVEY

Sample	Sample Name	Median Phi	Mean Phi	Std_Dev	Skewness	Kurtosis	Q5	Q16	Q25	Q50	Q75
1006421-01	1-S	-1.31	-0.73	3.12	0.32	1.20	-5.000	-3.308	-2.689	-1.314	1.110
1006421-02	4-S	2.10	2.26	1.45	0.09	1.13	-0.509	1.018	1.297	2.097	3.199
1006421-03	33-S	0.69	0.92	1.53	0.26	0.90	-0.947	-0.580	-0.280	0.693	1.886
1006421-04	34-S	2.30	2.41	1.15	0.26	1.01	1.069	1.351	1.582	2.295	3.181
1006421-05	36-S	2.24	2.34	0.94	0.16	0.78	1.088	1.355	1.574	2.240	3.052
1006421-06	37-S	2.29	2.39	0.95	0.16	0.77	1.117	1.386	1.607	2.287	3.116
1006421-07	39-S	2.00	2.48	1.85	0.38	1.76	-0.309	1.089	1.330	2.003	2.920
1006421-08	43-S	-2.36	-1.40	3.39	0.41	0.64	-5.000	-4.763	-4.255	-2.362	1.947
1006421-09	44-S	3.48	3.33	1.76	0.06	1.08	1.158	1.660	2.094	3.482	4.513
1006421-10	45-S	3.78	4.04	2.60	0.28	1.18	1.103	1.666	2.170	3.779	5.260
1006421-11	46-S	3.55	3.45	2.42	0.08	1.41	-0.100	1.446	1.929	3.549	4.684
1006421-12	47-S	1.95	2.01	2.44	0.18	1.33	-1.139	-0.122	0.763	1.955	3.525
1006421-13	48-S	1.62	0.99	2.84	-0.22	1.35	-3.773	-2.001	-0.214	1.621	2.789
1006421-14	49-S	2.21	1.98	2.86	-0.10	1.86	-3.604	-0.522	1.179	2.213	3.601
1006421-15	50-S	2.09	1.53	3.11	-0.16	1.75	-3.550	-1.678	1.018	2.088	3.548
1006421-16	51-S	2.65	2.96	2.60	0.24	2.02	-1.782	1.319	1.629	2.645	3.912
1006421-17	52-S	2.96	3.08	1.98	0.32	1.34	1.136	1.525	1.843	2.956	4.204
1006421-18	53-S	4.29	4.05	1.69	-0.03	2.23	1.503	2.861	3.411	4.285	4.811
1006421-19	54-S	1.12	0.68	3.46	0.01	1.16	-3.711	-2.649	-1.730	1.123	2.711
1006421-20	55-S	2.66	2.86	2.24	0.22	1.55	-0.695	1.243	1.574	2.663	3.969
1006421-21	56-S	-1.56	-1.22	2.63	0.27	1.13	-4.570	-3.580	-2.856	-1.556	0.396
1006421-22	57-S	2.10	2.28	2.07	0.33	2.00	-0.438	1.034	1.309	2.101	3.204
1006421-23	58-S	3.55	3.60	2.20	0.22	1.28	1.170	1.678	2.123	3.553	4.718
1006421-24	59-S	3.90	3.59	1.94	0.01	1.43	1.276	1.884	2.500	3.904	4.705
1006421-25	60-S	3.66	3.92	2.71	0.23	1.26	0.404	1.495	1.966	3.662	5.045
1006421-26	61-S	3.23	3.21	1.82	0.17	1.09	1.115	1.563	1.929	3.231	4.424
1006421-27	62-S	3.54	3.53	2.26	0.16	1.24	0.767	1.521	1.970	3.536	4.713
1006421-28	63-S	4.42	4.56	2.74	0.16	1.31	0.800	2.013	3.122	4.421	6.075
1006421-29	64-S	4.66	5.16	1.68	0.55	1.78	3.231	4.002	4.176	4.660	5.665
1006421-30	65-S	4.75	5.33	1.81	0.57	1.35	3.334	4.046	4.232	4.749	6.300
1006421-31	66-S	5.14	5.91	2.13	0.53	1.07	3.462	4.154	4.390	5.135	7.057
1006421-32	67-S	4.70	5.22	1.72	0.56	1.73	3.324	4.035	4.210	4.695	5.768
1006421-33	68-S	4.67	5.22	1.77	0.58	1.61	3.317	4.029	4.198	4.668	5.935
1006421-34	69-S	5.53	6.13	2.16	0.41	1.19	3.519	4.208	4.479	5.534	6.862
1006421-35	70-S	4.75	5.20	2.02	0.35	1.49	1.752	3.855	4.168	4.745	6.405
1006421-36	71-S	4.68	5.33	2.12	0.46	1.44	2.360	3.771	4.129	4.684	6.348
1006422-01	72-S	5.27	6.10	2.68	0.31	1.26	1.093	4.015	4.298	5.267	7.358
1006422-02	73-S	4.61	5.02	1.88	0.32	2.00	1.752	3.736	4.108	4.613	5.638
1006422-03	74-S	4.71	5.33	1.85	0.57	1.49	3.209	4.008	4.193	4.706	6.064

REPORT TO CZM ON SEDIMENT AND INFAUNA FROM OSV BOLD SURVEY

Sample	Sample Name	Median Phi	Mean Phi	Std_Dev	Skewness	Kurtosis	Q5	Q16	Q25	Q50	Q75
1006422-04	75-S	4.74	5.66	2.97	0.30	1.40	0.139	3.302	4.042	4.740	7.071
1006422-05	76-S	5.29	5.89	2.09	0.46	1.21	3.415	4.157	4.412	5.291	6.800
1006422-06	77-S	4.64	5.26	1.88	0.57	1.56	3.145	3.916	4.152	4.640	5.984
1006422-07	78-S	4.72	5.32	1.83	0.57	1.52	3.258	4.019	4.205	4.721	6.040
1006422-08	79-S	4.91	5.70	2.18	0.51	1.08	2.911	3.987	4.237	4.906	7.059
1006422-09	80-S	4.57	5.05	2.41	0.31	1.45	1.584	3.065	3.700	4.571	6.109
1006422-10	81-S	1.59	1.50	3.31	0.06	0.86	-2.931	-1.875	-1.087	1.594	4.085
1006422-11	82-S	4.62	5.06	2.62	0.27	1.18	1.483	2.716	3.510	4.620	6.563
1006422-12	83-S	2.37	2.38	2.81	0.15	0.95	-1.029	-0.308	0.330	2.365	4.527
1006422-13	84-S	3.81	3.69	2.52	0.04	1.34	-0.095	1.415	1.968	3.813	4.817
1006422-14	85-S	4.46	4.77	2.45	0.26	1.56	1.471	2.667	3.419	4.457	5.716
1006422-15	86-S	4.51	4.71	1.83	0.31	3.30	2.134	3.511	4.026	4.507	4.988
1006422-16	87-S	4.49	4.87	1.93	0.38	3.27	2.176	3.502	4.016	4.494	4.971
1006422-17	88-S	2.14	2.29	1.80	0.27	1.88	-0.381	1.149	1.402	2.145	3.127
1006422-18	89-S	2.72	2.90	1.88	0.34	1.32	1.029	1.399	1.701	2.724	3.921
1006422-19	90-S	4.34	4.34	2.10	0.14	2.02	1.448	2.568	3.322	4.337	4.949
1006422-20	91-S	4.80	4.67	2.39	0.07	1.29	1.405	2.480	3.349	4.805	6.136
1006422-21	92-S	3.28	3.41	2.12	0.29	1.25	1.198	1.634	1.990	3.280	4.581
1006422-22	93-S	4.20	4.17	2.27	0.14	1.61	1.334	2.089	2.879	4.199	4.957
1006422-23	94-S	3.60	4.01	2.60	0.36	1.07	1.220	1.704	2.131	3.595	5.534
1006422-24	95-S	4.59	4.88	1.79	0.39	2.07	2.605	3.662	4.080	4.590	5.526
1006422-25	96-S	5.12	5.69	2.28	0.34	1.38	1.868	4.014	4.287	5.121	6.825
1006422-26	97-S	4.71	5.21	2.38	0.30	1.74	1.205	3.448	4.058	4.711	6.206
1006422-27	98-S	4.82	5.49	2.13	0.47	1.32	2.676	3.870	4.189	4.823	6.559
1006422-28	99-S	5.35	5.26	3.11	-0.04	1.56	-0.180	2.221	4.004	5.347	6.795
1006422-29	100-S	4.66	5.36	2.19	0.48	1.53	2.466	3.695	4.105	4.665	6.212
1006422-30	101-S	4.74	5.26	1.89	0.52	1.36	3.137	3.914	4.175	4.738	6.326
1006422-31	102-S	5.85	6.39	2.24	0.34	1.05	3.603	4.282	4.596	5.855	7.285
1006422-32	103-S	4.91	5.62	2.00	0.55	1.13	3.324	4.085	4.305	4.914	6.830
1006422-33	104-S	4.84	5.55	1.96	0.58	1.27	3.374	4.081	4.281	4.836	6.510
1006422-34	105-S	2.73	3.15	2.28	0.44	1.45	0.906	1.372	1.683	2.733	4.089
1006422-35	106-S	4.91	5.82	2.15	0.60	1.13	3.391	4.099	4.313	4.908	6.847
1006422-36	107-S	4.82	5.44	1.89	0.57	1.37	3.375	4.080	4.276	4.822	6.362
1006423-01	108-S	5.19	6.00	2.19	0.52	1.09	3.415	4.152	4.399	5.191	7.030
1006423-02	109-S	4.75	5.50	1.97	0.59	1.20	3.255	4.031	4.222	4.752	6.578
1006423-03	110-S	4.75	5.36	1.88	0.56	1.34	3.207	4.017	4.210	4.749	6.341
1006423-04	111-S	4.85	5.73	2.11	0.60	1.13	3.336	4.076	4.282	4.852	6.831
1006423-05	112-S	4.73	5.41	1.91	0.59	1.31	3.284	4.026	4.213	4.731	6.374
1006423-06	113-S	4.65	5.27	1.85	0.59	1.85	3.224	3.977	4.167	4.648	5.712

REPORT TO CZM ON SEDIMENT AND INFAUNA FROM OSV BOLD SURVEY

Sample	Sample Name	Median Phi	Mean Phi	Std_Dev	Skewness	Kurtosis	Q5	Q16	Q25	Q50	Q75
1006423-07	114-S	4.78	5.66	2.13	0.60	1.24	3.217	4.030	4.229	4.781	6.601
1006423-08	115-S	4.67	5.21	1.82	0.55	1.61	3.154	3.945	4.165	4.667	5.936
1006423-09	116-S	5.36	5.42	1.72	0.22	1.44	3.191	4.099	4.426	5.363	6.390
1006423-10	117-S	3.69	3.85	2.35	0.24	1.22	1.131	1.670	2.149	3.690	4.846
1006423-11	118-S	4.33	4.41	2.21	0.17	1.98	1.399	2.482	3.274	4.325	4.951
1006423-12	119-S	3.36	3.95	2.68	0.41	1.20	1.123	1.585	1.963	3.362	5.000
1006423-13	120-S	3.46	3.64	2.26	0.27	1.22	1.152	1.635	2.041	3.464	4.733
1006423-14	121-S	3.89	3.78	2.15	0.12	1.37	1.246	1.830	2.406	3.890	4.776
1006423-15	122-S	3.42	4.08	2.78	0.42	1.02	1.100	1.578	1.968	3.422	5.582
1006423-16	123-S	3.54	3.48	2.07	0.17	1.26	1.189	1.684	2.117	3.538	4.662
1006423-17	124-S	3.93	3.96	2.35	0.18	1.38	1.207	1.800	2.378	3.933	4.855
1006423-18	125-S	3.02	3.55	2.90	0.32	1.31	-0.461	1.172	1.585	3.018	4.834
1006423-19	126-S	3.59	3.54	2.16	0.19	1.31	1.167	1.680	2.132	3.589	4.685
1006423-20	127-S	3.07	3.12	2.05	0.20	1.21	0.558	1.403	1.771	3.069	4.404
1006423-21	128-S	2.32	2.44	1.35	0.31	1.16	1.001	1.304	1.551	2.318	3.296
1006423-22	129-S	3.56	3.37	1.98	0.09	1.25	1.088	1.626	2.087	3.562	4.587
1006423-23	131-S	0.00	0.09	1.09	0.14	1.20	-1.735	-0.823	-0.605	0.002	0.760
1006423-24	149-S	2.52	2.63	1.62	0.35	1.44	1.121	1.432	1.686	2.517	3.542
1006423-25	150-S	2.38	2.50	1.29	0.28	1.05	1.055	1.357	1.604	2.385	3.363
1006423-26	154-S	2.64	2.85	1.59	0.31	1.05	1.061	1.408	1.692	2.635	3.802
1006423-27	162-S	2.55	2.95	2.34	0.40	1.71	0.114	1.287	1.585	2.555	3.818
1006423-28	168-S	2.48	2.58	1.18	0.20	0.87	1.118	1.423	1.673	2.482	3.461

REPORT TO CZM ON SEDIMENT AND INFAUNA FROM OSV BOLD SURVEY

Sample	Sample Name	Q84	Q95	CFP_11	CFP_10	CFP_9	CFP_8	CFP_7	CFP_6	CFP_5	CFP_4
1006421-01	1-S	2.447	6.110	100.00	98.60	97.66	96.99	95.89	94.89	93.39	90.54
1006421-02	4-S	3.659	4.730	100.00	98.54	97.80	97.80	97.48	96.89	96.60	90.67
1006421-03	33-S	2.638	3.818	100.00	99.73	99.60	99.60	99.42	99.20	99.20	96.60
1006421-04	34-S	3.569	4.994	100.00	98.21	97.40	97.29	97.00	97.00	97.00	94.01
1006421-05	36-S	3.431	3.894	100.00	98.81	98.30	98.30	98.30	97.90	97.90	97.51
1006421-06	37-S	3.484	3.935	100.00	99.72	99.60	99.60	99.60	99.60	99.60	96.59
1006421-07	39-S	4.348	6.525	100.00	98.53	97.80	97.70	97.40	97.40	97.40	97.70
1006421-08	43-S	2.925	4.660	100.00	99.11	98.44	98.10	97.84	97.10	96.28	92.52
1006421-09	44-S	4.838	7.559	100.00	98.86	97.64	96.26	93.41	89.57	88.50	60.78
1006421-10	45-S	6.668	10.006	100.00	94.97	91.37	89.13	86.00	79.97	73.25	53.64
1006421-11	46-S	5.370	9.378	100.00	96.56	94.05	92.20	88.40	86.09	82.77	58.19
1006421-12	47-S	4.210	7.815	100.00	97.75	96.11	95.19	94.15	92.63	91.58	81.99
1006421-13	48-S	3.349	6.122	100.00	98.14	96.86	96.40	96.18	94.84	93.96	93.35
1006421-14	49-S	4.257	7.413	100.00	98.27	96.80	95.73	94.49	92.41	90.59	81.72
1006421-15	50-S	4.185	7.270	100.00	98.39	97.19	96.08	94.60	92.74	91.60	82.27
1006421-16	51-S	4.910	9.454	100.00	96.39	93.84	92.01	88.87	86.40	84.73	76.66
1006421-17	52-S	4.768	8.859	100.00	97.11	95.17	93.97	92.25	89.50	87.71	71.74
1006421-18	53-S	5.002	9.104	100.00	96.95	94.77	93.09	90.07	88.30	83.99	36.44
1006421-19	54-S	3.571	8.843	100.00	97.15	95.19	93.98	92.19	89.71	88.65	88.07
1006421-20	55-S	4.679	8.393	100.00	97.43	95.70	94.55	92.17	89.11	87.98	75.58
1006421-21	56-S	1.489	4.416	100.00	99.42	98.95	98.52	97.72	97.19	96.70	93.79
1006421-22	57-S	3.699	8.832	100.00	97.11	95.17	94.17	92.85	91.00	90.40	89.48
1006421-23	58-S	5.580	9.256	100.00	96.45	94.50	93.91	90.51	85.85	81.44	58.59
1006421-24	59-S	4.980	8.964	100.00	96.89	95.03	94.25	91.68	87.85	84.64	51.93
1006421-25	60-S	6.599	9.886	100.00	95.33	92.44	90.87	86.73	79.92	74.77	55.26
1006421-26	61-S	4.835	7.728	100.00	98.48	97.07	95.56	93.49	90.26	87.60	65.73
1006421-27	62-S	5.546	9.036	100.00	96.94	94.93	93.71	90.04	85.92	81.69	58.37
1006421-28	63-S	7.235	10.273	100.00	93.13	89.48	87.01	83.07	74.35	68.10	36.82
1006421-29	64-S	6.814	9.711	100.00	95.86	92.87	90.30	85.20	78.74	67.58	15.88
1006421-30	65-S	7.186	10.121	100.00	94.31	90.70	88.72	82.92	71.61	62.11	13.79
1006421-31	66-S	8.435	10.441	100.00	91.06	85.72	82.68	74.53	61.19	48.25	10.11
1006421-32	67-S	6.934	9.908	100.00	95.33	91.76	89.14	84.43	77.82	65.69	14.18
1006421-33	68-S	6.966	10.133	100.00	94.23	91.26	89.73	84.30	75.51	67.63	14.46
1006421-34	69-S	8.650	10.462	100.00	90.71	84.62	82.85	77.93	56.71	42.29	9.08
1006421-35	70-S	6.998	9.901	100.00	95.36	91.73	88.77	84.03	68.86	61.04	17.73
1006421-36	71-S	7.530	10.141	100.00	94.18	89.62	86.51	81.18	71.70	64.25	19.20
1006422-01	72-S	9.023	10.501	100.00	89.99	83.86	80.06	72.18	57.43	47.29	15.52
1006422-02	73-S	6.724	9.238	100.00	96.93	94.40	91.90	86.17	78.30	69.17	19.66
1006422-03	74-S	7.285	10.015	100.00	94.93	92.00	89.36	81.86	74.53	64.34	15.59

REPORT TO CZM ON SEDIMENT AND INFAUNA FROM OSV BOLD SURVEY

Sample	Sample Name	Q84	Q95	CFP_11	CFP_10	CFP_9	CFP_8	CFP_7	CFP_6	CFP_5	CFP_4
1006422-04	75-S	8.924	10.476	100.00	90.46	84.28	80.55	74.58	64.76	59.32	23.49
1006422-05	76-S	8.219	10.480	100.00	90.39	85.35	83.62	78.69	60.24	45.79	10.45
1006422-06	77-S	7.217	10.133	100.00	94.23	90.60	87.96	82.90	75.10	68.49	17.19
1006422-07	78-S	7.222	10.068	100.00	94.63	90.72	87.90	82.88	74.67	63.49	15.06
1006422-08	79-S	8.215	10.319	100.00	92.65	87.95	82.92	74.50	68.02	53.49	16.15
1006422-09	80-S	7.522	10.120	100.00	94.32	89.96	86.40	81.37	74.22	65.61	29.26
1006422-10	81-S	4.777	7.964	100.00	97.75	96.23	95.09	92.51	89.58	86.90	73.90
1006422-11	82-S	7.836	10.310	100.00	92.75	88.24	85.17	78.05	71.06	61.36	31.50
1006422-12	83-S	5.084	8.648	100.00	97.47	95.47	94.14	91.48	89.33	83.51	65.53
1006422-13	84-S	5.841	9.232	100.00	96.73	94.48	92.78	89.63	84.77	79.95	52.94
1006422-14	85-S	7.184	10.194	100.00	93.80	89.78	87.24	83.27	77.26	69.30	33.74
1006422-15	86-S	6.120	9.886	100.00	95.29	92.73	91.25	87.83	83.48	75.65	23.67
1006422-16	87-S	6.603	9.811	100.00	95.50	92.84	90.71	85.92	81.08	76.50	24.18
1006422-17	88-S	3.573	7.530	100.00	97.79	96.45	95.53	94.40	94.40	93.80	92.59
1006422-18	89-S	4.566	8.184	100.00	97.77	95.98	94.78	93.34	91.41	89.66	76.61
1006422-19	90-S	6.129	9.461	100.00	96.16	94.01	93.25	91.65	82.87	77.09	36.24
1006422-20	91-S	6.730	10.182	100.00	93.89	90.47	89.21	88.10	72.94	54.04	33.35
1006422-21	92-S	5.307	9.099	100.00	97.34	94.74	92.13	89.35	86.76	82.78	64.23
1006422-22	93-S	6.217	9.514	100.00	96.10	93.83	92.84	90.57	82.18	76.43	43.41
1006422-23	94-S	6.732	10.089	100.00	94.51	90.88	89.29	86.13	78.17	71.37	56.79
1006422-24	95-S	6.385	9.901	100.00	95.29	92.34	91.70	91.33	79.41	70.11	21.10
1006422-25	96-S	7.934	10.435	100.00	91.16	85.89	84.42	77.98	60.97	48.48	15.53
1006422-26	97-S	7.468	10.307	100.00	92.79	87.80	85.79	82.43	73.08	61.10	22.76
1006422-27	98-S	7.768	10.292	100.00	92.94	87.67	84.98	80.74	67.72	56.98	17.56
1006422-28	99-S	8.209	10.477	100.00	90.44	85.80	83.52	78.47	61.52	43.88	24.93
1006422-29	100-S	7.716	10.305	100.00	92.81	88.21	85.58	80.02	73.65	64.97	20.29
1006422-30	101-S	7.119	10.290	100.00	92.96	88.28	86.95	83.60	70.84	61.62	17.22
1006422-31	102-S	9.035	10.525	100.00	89.48	83.80	82.22	72.12	52.28	36.60	7.89
1006422-32	103-S	7.866	10.307	100.00	92.79	87.79	85.06	77.17	64.44	53.55	12.50
1006422-33	104-S	7.722	10.303	100.00	92.83	87.90	85.27	80.70	69.07	57.39	12.36
1006422-34	105-S	5.332	9.446	100.00	96.40	93.87	92.08	90.01	86.65	82.69	74.25
1006422-35	106-S	8.455	10.394	100.00	91.74	85.75	82.54	76.92	64.38	53.88	11.85
1006422-36	107-S	7.417	10.322	100.00	92.62	88.48	86.79	82.01	71.02	58.17	12.32
1006423-01	108-S	8.659	10.436	100.00	91.13	85.20	81.68	74.80	63.25	46.88	10.45
1006423-02	109-S	7.716	10.176	100.00	93.93	89.37	85.92	79.16	69.31	61.72	14.54
1006423-03	110-S	7.303	10.197	100.00	93.77	89.38	86.73	82.81	70.96	61.66	15.23
1006423-04	111-S	8.266	10.369	100.00	92.07	86.60	83.06	77.00	65.19	56.48	12.65
1006423-05	112-S	7.467	10.186	100.00	93.86	89.49	87.07	81.31	71.23	62.97	14.74
1006423-06	113-S	7.178	10.181	100.00	93.90	90.05	88.14	83.10	77.71	68.30	16.33

REPORT TO CZM ON SEDIMENT AND INFAUNA FROM OSV BOLD SURVEY

Sample	Sample Name	Q84	Q95	CFP_11	CFP_10	CFP_9	CFP_8	CFP_7	CFP_6	CFP_5	CFP_4
1006423-07	114-S	8.176	10.413	100.00	91.48	86.18	83.53	78.62	69.54	59.89	14.63
1006423-08	115-S	7.017	10.120	100.00	94.32	90.35	87.80	83.93	75.57	66.57	16.77
1006423-09	116-S	6.788	10.094	100.00	94.48	91.64	90.84	88.79	66.20	40.76	13.28
1006423-10	117-S	6.191	9.176	100.00	96.70	94.64	93.18	89.26	82.76	78.57	55.39
1006423-11	118-S	6.423	9.505	100.00	96.26	93.71	91.67	87.73	81.27	76.94	37.01
1006423-12	119-S	6.894	10.023	100.00	94.88	91.76	89.56	84.52	79.63	75.00	60.88
1006423-13	120-S	5.806	9.158	100.00	96.78	94.67	93.22	89.90	84.83	80.54	59.82
1006423-14	121-S	5.626	9.169	100.00	96.73	94.65	93.05	89.28	85.42	81.62	52.04
1006423-15	122-S	7.234	10.085	100.00	94.53	91.12	88.20	82.72	76.67	72.68	59.55
1006423-16	123-S	5.215	9.001	100.00	97.03	95.00	92.93	90.13	86.56	83.30	58.72
1006423-17	124-S	6.132	9.556	100.00	96.10	93.63	91.86	88.40	83.33	79.05	51.17
1006423-18	125-S	6.471	9.920	100.00	95.26	92.02	89.50	86.05	82.18	77.06	64.64
1006423-19	126-S	5.365	9.326	100.00	96.45	94.30	92.29	89.04	85.76	82.99	57.59
1006423-20	127-S	4.890	8.329	100.00	97.65	95.97	94.52	91.70	89.04	86.04	67.50
1006423-21	128-S	3.712	5.921	100.00	96.93	95.30	95.30	95.30	95.08	94.02	90.25
1006423-22	129-S	4.909	8.731	100.00	97.40	95.42	93.86	91.76	89.02	86.54	58.57
1006423-23	131-S	1.095	2.262	100.00	99.61	99.40	99.36	99.12	99.00	99.00	98.70
1006423-24	149-S	3.949	7.647	100.00	98.48	96.85	95.32	94.41	93.00	91.51	85.14
1006423-25	150-S	3.766	5.575	100.00	98.49	97.70	97.38	95.88	95.40	94.46	89.21
1006423-26	154-S	4.501	6.466	100.00	98.03	96.73	96.13	95.23	94.80	88.95	79.02
1006423-27	162-S	5.015	9.425	100.00	96.56	93.85	92.13	90.33	87.47	83.95	78.33
1006423-28	168-S	3.845	4.910	100.00	99.04	97.96	96.90	96.90	96.10	95.73	87.63

REPORT TO CZM ON SEDIMENT AND INFAUNA FROM OSV BOLD SURVEY

Sample	Sample Name	CFP_3	CFP_2	CFP_1	CFP_0	CFP_m1	CFP_m2	CFP_m3	CFP_m4	CFP_m5
1006421-01	1-S	86.45	82.02	74.13	65.90	55.60	37.77	19.23	8.74	6.80
1006421-02	4-S	71.12	47.74	15.40	9.05	1.10	0.38	0.05	0.00	0.00
1006421-03	33-S	87.82	77.27	57.37	33.40	3.40	2.84	2.33	1.60	1.40
1006421-04	34-S	70.79	41.28	2.33	1.65	0.80	0.56	0.20	0.03	0.00
1006421-05	36-S	73.76	42.49	1.40	1.40	1.40	1.00	0.90	0.60	0.00
1006421-06	37-S	72.18	41.08	0.20	0.20	0.20	0.04	0.00	0.00	0.00
1006421-07	39-S	77.19	49.93	12.70	7.15	0.20	0.04	0.00	0.00	0.00
1006421-08	43-S	84.68	75.66	63.19	60.75	57.70	53.62	43.62	29.53	11.80
1006421-09	44-S	39.99	23.45	1.53	0.85	0.00	0.00	0.00	0.00	0.00
1006421-10	45-S	37.14	22.52	3.00	1.80	0.30	0.06	0.00	0.00	0.00
1006421-11	46-S	40.03	26.32	7.70	5.30	2.30	0.46	0.00	0.00	0.00
1006421-12	47-S	67.26	51.08	27.33	17.50	5.20	3.76	1.90	0.35	0.00
1006421-13	48-S	78.99	60.07	33.51	26.80	18.40	16.00	12.33	2.84	0.00
1006421-14	49-S	64.89	45.97	20.43	17.75	14.40	12.80	9.41	2.11	0.00
1006421-15	50-S	66.18	48.43	24.58	22.50	19.90	14.14	8.81	1.89	0.00
1006421-16	51-S	57.83	35.78	6.72	6.40	6.00	4.72	2.23	0.38	0.00
1006421-17	52-S	50.94	29.45	1.16	1.00	0.80	0.72	0.18	0.00	0.00
1006421-18	53-S	17.01	9.75	0.20	0.20	0.20	0.04	0.00	0.00	0.00
1006421-19	54-S	78.59	66.15	47.73	39.50	29.20	23.44	11.97	2.16	0.00
1006421-20	55-S	56.81	36.58	9.41	7.05	4.10	3.78	3.40	0.83	0.00
1006421-21	56-S	90.51	87.35	80.79	71.20	59.20	42.65	22.03	11.64	0.00
1006421-22	57-S	71.29	47.62	14.89	8.50	0.50	0.42	0.18	0.03	0.00
1006421-23	58-S	39.39	22.97	1.32	1.00	0.60	0.12	0.00	0.00	0.00
1006421-24	59-S	31.88	18.11	0.00	0.00	0.00	0.00	0.00	0.00	0.00
1006421-25	60-S	39.68	25.65	6.55	3.95	0.70	0.30	0.05	0.00	0.00
1006421-26	61-S	45.29	26.76	2.17	1.25	0.10	0.02	0.00	0.00	0.00
1006421-27	62-S	40.34	25.59	5.58	3.10	0.00	0.00	0.00	0.00	0.00
1006421-28	63-S	23.36	15.90	5.49	3.05	0.00	0.00	0.00	0.00	0.00
1006421-29	64-S	1.73	0.98	0.00	0.00	0.00	0.00	0.00	0.00	0.00
1006421-30	65-S	0.60	0.34	0.00	0.00	0.00	0.00	0.00	0.00	0.00
1006421-31	66-S	0.60	0.34	0.00	0.00	0.00	0.00	0.00	0.00	0.00
1006421-32	67-S	0.60	0.34	0.00	0.00	0.00	0.00	0.00	0.00	0.00
1006421-33	68-S	0.60	0.34	0.00	0.00	0.00	0.00	0.00	0.00	0.00
1006421-34	69-S	0.60	0.34	0.00	0.00	0.00	0.00	0.00	0.00	0.00
1006421-35	70-S	5.81	5.28	4.14	2.30	0.00	0.00	0.00	0.00	0.00
1006421-36	71-S	5.23	4.87	3.96	2.20	0.00	0.00	0.00	0.00	0.00
1006422-01	72-S	7.13	6.38	4.86	2.70	0.00	0.00	0.00	0.00	0.00
1006422-02	73-S	5.81	5.28	4.14	2.30	0.00	0.00	0.00	0.00	0.00
1006422-03	74-S	2.20	1.81	1.17	0.65	0.00	0.00	0.00	0.00	0.00

REPORT TO CZM ON SEDIMENT AND INFAUNA FROM OSV BOLD SURVEY

Sample	Sample Name	CFP_3	CFP_2	CFP_1	CFP_0	CFP_m1	CFP_m2	CFP_m3	CFP_m4	CFP_m5
1006422-04	75-S	12.77	11.14	8.10	4.50	0.00	0.00	0.00	0.00	0.00
1006422-05	76-S	1.13	0.64	0.00	0.00	0.00	0.00	0.00	0.00	0.00
1006422-06	77-S	2.94	1.67	0.00	0.00	0.00	0.00	0.00	0.00	0.00
1006422-07	78-S	1.51	0.86	0.00	0.00	0.00	0.00	0.00	0.00	0.00
1006422-08	79-S	5.20	2.95	0.00	0.00	0.00	0.00	0.00	0.00	0.00
1006422-09	80-S	15.07	8.56	0.00	0.00	0.00	0.00	0.00	0.00	0.00
1006422-10	81-S	63.97	55.34	42.19	35.00	26.00	14.57	4.29	0.45	0.00
1006422-11	82-S	18.24	10.36	0.00	0.00	0.00	0.00	0.00	0.00	0.00
1006422-12	83-S	55.07	47.09	33.43	20.85	5.10	1.66	0.20	0.00	0.00
1006422-13	84-S	37.18	25.52	9.25	5.45	0.70	0.30	0.05	0.00	0.00
1006422-14	85-S	18.69	10.62	0.00	0.00	0.00	0.00	0.00	0.00	0.00
1006422-15	86-S	7.99	4.54	0.00	0.00	0.00	0.00	0.00	0.00	0.00
1006422-16	87-S	7.76	4.41	0.00	0.00	0.00	0.00	0.00	0.00	0.00
1006422-17	88-S	72.45	46.20	10.73	6.85	2.00	1.36	0.38	0.03	0.00
1006422-18	89-S	56.15	33.88	4.14	2.30	0.00	0.00	0.00	0.00	0.00
1006422-19	90-S	19.67	11.17	0.00	0.00	0.00	0.00	0.00	0.00	0.00
1006422-20	91-S	20.52	11.83	0.36	0.20	0.00	0.00	0.00	0.00	0.00
1006422-21	92-S	44.47	25.26	0.00	0.00	0.00	0.00	0.00	0.00	0.00
1006422-22	93-S	26.38	14.98	0.00	0.00	0.00	0.00	0.00	0.00	0.00
1006422-23	94-S	40.02	22.73	0.00	0.00	0.00	0.00	0.00	0.00	0.00
1006422-24	95-S	6.03	3.42	0.00	0.00	0.00	0.00	0.00	0.00	0.00
1006422-25	96-S	6.24	5.23	3.51	1.95	0.00	0.00	0.00	0.00	0.00
1006422-26	97-S	10.50	8.00	4.23	2.35	0.00	0.00	0.00	0.00	0.00
1006422-27	98-S	5.57	3.81	1.35	0.75	0.00	0.00	0.00	0.00	0.00
1006422-28	99-S	17.93	15.45	10.97	6.10	0.00	0.00	0.00	0.00	0.00
1006422-29	100-S	6.20	3.95	0.90	0.50	0.00	0.00	0.00	0.00	0.00
1006422-30	101-S	3.06	2.08	0.72	0.40	0.00	0.00	0.00	0.00	0.00
1006422-31	102-S	0.60	0.34	0.00	0.00	0.00	0.00	0.00	0.00	0.00
1006422-32	103-S	1.40	1.14	0.72	0.40	0.00	0.00	0.00	0.00	0.00
1006422-33	104-S	0.60	0.34	0.00	0.00	0.00	0.00	0.00	0.00	0.00
1006422-34	105-S	55.77	34.18	5.22	2.90	0.00	0.00	0.00	0.00	0.00
1006422-35	106-S	0.60	0.34	0.00	0.00	0.00	0.00	0.00	0.00	0.00
1006422-36	107-S	0.60	0.34	0.00	0.00	0.00	0.00	0.00	0.00	0.00
1006423-01	108-S	1.13	0.64	0.00	0.00	0.00	0.00	0.00	0.00	0.00
1006423-02	109-S	1.73	0.98	0.00	0.00	0.00	0.00	0.00	0.00	0.00
1006423-03	110-S	2.34	1.33	0.00	0.00	0.00	0.00	0.00	0.00	0.00
1006423-04	111-S	1.13	0.64	0.00	0.00	0.00	0.00	0.00	0.00	0.00
1006423-05	112-S	1.13	0.64	0.00	0.00	0.00	0.00	0.00	0.00	0.00
1006423-06	113-S	1.73	0.98	0.00	0.00	0.00	0.00	0.00	0.00	0.00

REPORT TO CZM ON SEDIMENT AND INFAUNA FROM OSV BOLD SURVEY

Sample	Sample Name	CFP_3	CFP_2	CFP_1	CFP_0	CFP_m1	CFP_m2	CFP_m3	CFP_m4	CFP_m5
1006423-07	114-S	2.34	1.33	0.00	0.00	0.00	0.00	0.00	0.00	0.00
1006423-08	115-S	2.86	1.63	0.00	0.00	0.00	0.00	0.00	0.00	0.00
1006423-09	116-S	3.04	1.90	0.36	0.20	0.00	0.00	0.00	0.00	0.00
1006423-10	117-S	38.02	22.72	2.34	1.30	0.00	0.00	0.00	0.00	0.00
1006423-11	118-S	20.47	11.84	0.45	0.25	0.00	0.00	0.00	0.00	0.00
1006423-12	119-S	43.83	25.89	2.07	1.15	0.00	0.00	0.00	0.00	0.00
1006423-13	120-S	41.50	24.30	1.53	0.85	0.00	0.00	0.00	0.00	0.00
1006423-14	121-S	33.49	19.19	0.36	0.20	0.00	0.00	0.00	0.00	0.00
1006423-15	122-S	43.02	25.73	2.70	1.50	0.00	0.00	0.00	0.00	0.00
1006423-16	123-S	39.87	23.03	0.81	0.45	0.00	0.00	0.00	0.00	0.00
1006423-17	124-S	33.71	19.71	1.17	0.65	0.00	0.00	0.00	0.00	0.00
1006423-18	125-S	49.73	34.03	12.24	7.65	1.90	0.94	0.18	0.00	0.00
1006423-19	126-S	39.11	22.86	1.42	1.10	0.70	0.46	0.40	0.10	0.00
1006423-20	127-S	48.71	30.60	6.15	3.55	0.30	0.06	0.00	0.00	0.00
1006423-21	128-S	68.59	41.33	4.96	2.80	0.10	0.02	0.00	0.00	0.00
1006423-22	129-S	39.00	23.66	3.19	1.95	0.40	0.16	0.03	0.00	0.00
1006423-23	131-S	96.78	94.37	82.91	49.95	8.70	3.66	1.05	0.15	0.00
1006423-24	149-S	62.98	36.12	0.72	0.40	0.00	0.00	0.00	0.00	0.00
1006423-25	150-S	66.91	39.43	2.99	1.75	0.20	0.20	0.05	0.00	0.00
1006423-26	154-S	58.75	34.75	3.06	2.50	1.80	1.32	0.68	0.13	0.00
1006423-27	162-S	60.01	37.54	7.34	4.70	1.40	0.84	0.40	0.08	0.00
1006423-28	168-S	64.19	36.80	0.73	0.45	0.10	0.02	0.00	0.00	0.00

REPORT TO CZM ON SEDIMENT AND INFAUNA FROM OSV BOLD SURVEY

Sample	Sample Name	FP_11	FP_10	FP_9	FP_8	FP_7	FP_6	FP_5	FP_4	FP_3	FP_2
1006421-01	1-S	1.40	0.94	0.66	1.11	1.00	1.50	2.85	4.09	4.43	7.89
1006421-02	4-S	1.46	0.74	0.00	0.32	0.59	0.29	5.93	19.56	23.38	32.33
1006421-03	33-S	0.27	0.13	0.00	0.18	0.22	0.00	2.60	8.78	10.55	19.90
1006421-04	34-S	1.79	0.81	0.11	0.29	0.00	0.00	2.99	23.22	29.50	38.95
1006421-05	36-S	1.19	0.51	0.00	0.00	0.40	0.00	0.39	23.76	31.26	41.09
1006421-06	37-S	0.28	0.12	0.00	0.00	0.00	0.00	3.01	24.41	31.10	40.88
1006421-07	39-S	1.47	0.73	0.10	0.30	0.00	0.00	-0.30	20.52	27.26	37.23
1006421-08	43-S	0.89	0.67	0.34	0.26	0.74	0.82	3.76	7.84	9.02	12.47
1006421-09	44-S	1.14	1.22	1.38	2.85	3.84	1.07	27.72	20.79	16.54	21.92
1006421-10	45-S	5.03	3.60	2.25	3.13	6.03	6.72	19.61	16.50	14.62	19.52
1006421-11	46-S	3.44	2.51	1.85	3.80	2.31	3.31	24.58	18.16	13.71	18.62
1006421-12	47-S	2.25	1.64	0.92	1.04	1.52	1.05	9.58	14.73	16.18	23.75
1006421-13	48-S	1.86	1.29	0.46	0.22	1.35	0.88	0.61	14.36	18.92	26.56
1006421-14	49-S	1.73	1.47	1.07	1.24	2.08	1.82	8.87	16.83	18.92	25.54
1006421-15	50-S	1.61	1.20	1.11	1.48	1.86	1.15	9.32	16.10	17.75	23.85
1006421-16	51-S	3.61	2.54	1.83	3.15	2.47	1.67	8.07	18.83	22.05	29.06
1006421-17	52-S	2.89	1.94	1.20	1.72	2.75	1.79	15.97	20.79	21.49	28.29
1006421-18	53-S	3.05	2.18	1.68	3.02	1.77	4.31	47.55	19.43	7.26	9.55
1006421-19	54-S	2.85	1.96	1.21	1.79	2.48	1.06	0.58	9.48	12.44	18.42
1006421-20	55-S	2.57	1.73	1.15	2.38	3.06	1.12	12.41	18.77	20.22	27.18
1006421-21	56-S	0.58	0.46	0.44	0.80	0.53	0.49	2.92	3.28	3.16	6.56
1006421-22	57-S	2.89	1.94	1.00	1.32	1.85	0.60	0.92	18.18	23.67	32.73
1006421-23	58-S	3.55	1.95	0.59	3.40	4.66	4.41	22.85	19.20	16.41	21.66
1006421-24	59-S	3.11	1.86	0.78	2.57	3.82	3.21	32.71	20.05	13.77	18.11
1006421-25	60-S	4.67	2.89	1.58	4.14	6.81	5.15	19.51	15.58	14.04	19.10
1006421-26	61-S	1.52	1.40	1.51	2.07	3.24	2.65	21.88	20.44	18.53	24.59
1006421-27	62-S	3.06	2.02	1.22	3.67	4.12	4.23	23.32	18.03	14.75	20.01
1006421-28	63-S	6.87	3.65	2.47	3.93	8.73	6.25	31.28	13.46	7.46	10.42
1006421-29	64-S	4.14	2.99	2.57	5.10	6.46	11.16	51.70	14.15	0.75	0.98
1006421-30	65-S	5.69	3.61	1.98	5.80	11.31	9.50	48.32	13.18	0.26	0.34
1006421-31	66-S	8.94	5.34	3.04	8.14	13.34	12.95	38.13	9.51	0.26	0.34
1006421-32	67-S	4.67	3.57	2.62	4.70	6.62	12.12	51.51	13.58	0.26	0.34
1006421-33	68-S	5.77	2.98	1.53	5.43	8.79	7.89	53.17	13.86	0.26	0.34
1006421-34	69-S	9.29	6.09	1.77	4.92	21.22	14.42	33.22	8.48	0.26	0.34
1006421-35	70-S	4.64	3.63	2.97	4.73	15.17	7.81	43.31	11.93	0.52	1.15
1006421-36	71-S	5.82	4.56	3.11	5.33	9.48	7.45	45.05	13.97	0.36	0.91
1006422-01	72-S	10.01	6.12	3.80	7.89	14.74	10.14	31.77	8.38	0.75	1.53
1006422-02	73-S	3.07	2.53	2.50	5.73	7.87	9.13	49.51	13.85	0.52	1.15
1006422-03	74-S	5.08	2.92	2.65	7.49	7.33	10.19	48.75	13.39	0.39	0.64

REPORT TO CZM ON SEDIMENT AND INFAUNA FROM OSV BOLD SURVEY

Sample	Sample Name	FP_11	FP_10	FP_9	FP_8	FP_7	FP_6	FP_5	FP_4	FP_3	FP_2
1006422-04	75-S	9.54	6.18	3.73	5.97	9.81	5.45	35.83	10.72	1.63	3.04
1006422-05	76-S	9.61	5.04	1.73	4.93	18.44	14.45	35.34	9.32	0.49	0.64
1006422-06	77-S	5.77	3.63	2.64	5.06	7.80	6.62	51.30	14.25	1.27	1.67
1006422-07	78-S	5.37	3.92	2.82	5.02	8.22	11.18	48.43	13.55	0.65	0.86
1006422-08	79-S	7.35	4.70	5.03	8.42	6.48	14.53	37.35	10.95	2.25	2.95
1006422-09	80-S	5.68	4.36	3.55	5.03	7.15	8.61	36.35	14.18	6.51	8.56
1006422-10	81-S	2.25	1.52	1.14	2.58	2.93	2.68	13.00	9.93	8.63	13.15
1006422-11	82-S	7.25	4.51	3.07	7.11	6.99	9.70	29.86	13.26	7.88	10.36
1006422-12	83-S	2.53	2.00	1.33	2.65	2.15	5.82	17.98	10.47	7.98	13.65
1006422-13	84-S	3.27	2.25	1.70	3.14	4.87	4.82	27.01	15.76	11.66	16.28
1006422-14	85-S	6.20	4.02	2.54	3.97	6.01	7.96	35.56	15.05	8.08	10.62
1006422-15	86-S	4.71	2.56	1.48	3.42	4.35	7.83	51.98	15.68	3.45	4.54
1006422-16	87-S	4.50	2.67	2.13	4.79	4.84	4.58	52.32	16.41	3.35	4.41
1006422-17	88-S	2.21	1.34	0.91	1.13	0.00	0.60	1.21	20.14	26.25	35.48
1006422-18	89-S	2.23	1.78	1.20	1.44	1.93	1.75	13.04	20.46	22.27	29.74
1006422-19	90-S	3.85	2.14	0.76	1.59	8.78	5.78	40.84	16.57	8.50	11.17
1006422-20	91-S	6.11	3.42	1.26	1.11	15.16	18.89	20.69	12.83	8.69	11.47
1006422-21	92-S	2.66	2.59	2.62	2.78	2.59	3.98	18.55	19.76	19.21	25.26
1006422-22	93-S	3.90	2.27	1.00	2.26	8.39	5.75	33.02	17.03	11.40	14.98
1006422-23	94-S	5.49	3.63	1.59	3.16	7.96	6.80	14.59	16.77	17.29	22.73
1006422-24	95-S	4.71	2.95	0.64	0.37	11.92	9.30	49.01	15.07	2.61	3.42
1006422-25	96-S	8.84	5.27	1.46	6.45	17.00	12.49	32.96	9.29	1.01	1.72
1006422-26	97-S	7.21	4.99	2.01	3.36	9.35	11.98	38.34	12.26	2.51	3.77
1006422-27	98-S	7.06	5.27	2.68	4.24	13.02	10.73	39.43	11.99	1.76	2.46
1006422-28	99-S	9.56	4.64	2.28	5.05	16.96	17.63	18.95	7.01	2.47	4.48
1006422-29	100-S	7.19	4.60	2.63	5.55	6.37	8.69	44.67	14.09	2.25	3.05
1006422-30	101-S	7.04	4.68	1.33	3.34	12.76	9.23	44.40	14.16	0.98	1.36
1006422-31	102-S	10.52	5.68	1.58	10.09	19.84	15.68	28.71	7.29	0.26	0.34
1006422-32	103-S	7.21	5.00	2.73	7.89	12.73	10.90	41.05	11.09	0.26	0.42
1006422-33	104-S	7.17	4.93	2.63	4.57	11.63	11.68	45.03	11.76	0.26	0.34
1006422-34	105-S	3.60	2.53	1.80	2.06	3.37	3.96	8.44	18.48	21.59	28.96
1006422-35	106-S	8.26	5.99	3.21	5.62	12.54	10.50	42.02	11.25	0.26	0.34
1006422-36	107-S	7.38	4.15	1.69	4.78	10.98	12.85	45.85	11.72	0.26	0.34
1006423-01	108-S	8.87	5.93	3.52	6.89	11.55	16.37	36.43	9.32	0.49	0.64
1006423-02	109-S	6.07	4.56	3.45	6.76	9.86	7.59	47.18	12.80	0.75	0.98
1006423-03	110-S	6.23	4.39	2.65	3.92	11.85	9.30	46.43	12.89	1.01	1.33
1006423-04	111-S	7.93	5.47	3.54	6.06	11.81	8.71	43.82	11.52	0.49	0.64
1006423-05	112-S	6.14	4.37	2.43	5.75	10.08	8.26	48.23	13.61	0.49	0.64
1006423-06	113-S	6.10	3.85	1.91	5.04	5.39	9.42	51.97	14.60	0.75	0.98

REPORT TO CZM ON SEDIMENT AND INFAUNA FROM OSV BOLD SURVEY

Sample	Sample Name	FP_11	FP_10	FP_9	FP_8	FP_7	FP_6	FP_5	FP_4	FP_3	FP_2
1006423-07	114-S	8.52	5.30	2.64	4.91	9.08	9.65	45.25	12.30	1.01	1.33
1006423-08	115-S	5.68	3.97	2.55	3.86	8.36	9.00	49.81	13.90	1.24	1.63
1006423-09	116-S	5.52	2.84	0.80	2.05	22.59	25.44	27.47	10.25	1.14	1.54
1006423-10	117-S	3.30	2.07	1.45	3.92	6.50	4.19	23.18	17.36	15.31	20.38
1006423-11	118-S	3.74	2.56	2.04	3.94	6.46	4.33	39.94	16.53	8.63	11.39
1006423-12	119-S	5.12	3.12	2.20	5.04	4.89	4.62	14.13	17.05	17.94	23.82
1006423-13	120-S	3.23	2.11	1.44	3.33	5.06	4.30	20.72	18.33	17.19	22.77
1006423-14	121-S	3.27	2.08	1.60	3.76	3.87	3.79	29.58	18.55	14.30	18.83
1006423-15	122-S	5.47	3.42	2.92	5.48	6.05	3.99	13.13	16.53	17.29	23.03
1006423-16	123-S	2.97	2.03	2.07	2.79	3.57	3.26	24.58	18.85	16.84	22.22
1006423-17	124-S	3.90	2.47	1.77	3.46	5.07	4.27	27.88	17.46	14.00	18.54
1006423-18	125-S	4.74	3.24	2.52	3.44	3.87	5.12	12.42	14.91	15.70	21.79
1006423-19	126-S	3.55	2.14	2.01	3.25	3.29	2.77	25.40	18.48	16.25	21.44
1006423-20	127-S	2.35	1.68	1.44	2.82	2.66	3.00	18.54	18.79	18.11	24.45
1006423-21	128-S	3.07	1.63	0.00	0.00	0.22	1.07	3.77	21.66	27.26	36.37
1006423-22	129-S	2.60	1.98	1.56	2.10	2.74	2.48	27.97	19.57	15.34	20.47
1006423-23	131-S	0.39	0.21	0.04	0.24	0.12	0.00	0.30	1.92	2.41	11.46
1006423-24	149-S	1.52	1.63	1.52	0.92	1.41	1.49	6.37	22.16	26.87	35.40
1006423-25	150-S	1.51	0.79	0.32	1.49	0.48	0.94	5.25	22.30	27.48	36.44
1006423-26	154-S	1.97	1.29	0.60	0.90	0.43	5.85	9.92	20.28	24.00	31.69
1006423-27	162-S	3.44	2.71	1.72	1.80	2.85	3.53	5.62	18.32	22.47	30.20
1006423-28	168-S	0.96	1.09	1.06	0.00	0.80	0.37	8.10	23.44	27.39	36.07

REPORT TO CZM ON SEDIMENT AND INFAUNA FROM OSV BOLD SURVEY

Sample	Sample Name	FP_1	FP_0	FP_M1	FP_M2	FP_M3	FP_M4	FP_M5
1006421-01	1-S	8.23	10.30	17.83	18.55	10.49	1.94	6.80
1006421-02	4-S	6.35	7.95	0.72	0.33	0.05	0.00	0.00
1006421-03	33-S	23.97	30.00	0.56	0.51	0.72	0.20	1.40
1006421-04	34-S	0.68	0.85	0.24	0.36	0.18	0.03	0.00
1006421-05	36-S	0.00	0.00	0.40	0.10	0.30	0.60	0.00
1006421-06	37-S	0.00	0.00	0.16	0.04	0.00	0.00	0.00
1006421-07	39-S	5.55	6.95	0.16	0.04	0.00	0.00	0.00
1006421-08	43-S	2.44	3.05	4.08	10.00	14.09	17.73	11.80
1006421-09	44-S	0.68	0.85	0.00	0.00	0.00	0.00	0.00
1006421-10	45-S	1.20	1.50	0.24	0.06	0.00	0.00	0.00
1006421-11	46-S	2.40	3.00	1.84	0.46	0.00	0.00	0.00
1006421-12	47-S	9.83	12.30	1.44	1.86	1.55	0.35	0.00
1006421-13	48-S	6.71	8.40	2.40	3.67	9.49	2.84	0.00
1006421-14	49-S	2.68	3.35	1.60	3.40	7.29	2.11	0.00
1006421-15	50-S	2.08	2.60	5.76	5.34	6.92	1.89	0.00
1006421-16	51-S	0.32	0.40	1.28	2.49	1.85	0.38	0.00
1006421-17	52-S	0.16	0.20	0.08	0.54	0.18	0.00	0.00
1006421-18	53-S	0.00	0.00	0.16	0.04	0.00	0.00	0.00
1006421-19	54-S	8.23	10.30	5.76	11.47	9.81	2.16	0.00
1006421-20	55-S	2.36	2.95	0.32	0.38	2.57	0.83	0.00
1006421-21	56-S	9.59	12.00	16.55	20.62	10.40	11.64	0.00
1006421-22	57-S	6.39	8.00	0.08	0.24	0.15	0.03	0.00
1006421-23	58-S	0.32	0.40	0.48	0.12	0.00	0.00	0.00
1006421-24	59-S	0.00	0.00	0.00	0.00	0.00	0.00	0.00
1006421-25	60-S	2.60	3.25	0.40	0.25	0.05	0.00	0.00
1006421-26	61-S	0.92	1.15	0.08	0.02	0.00	0.00	0.00
1006421-27	62-S	2.48	3.10	0.00	0.00	0.00	0.00	0.00
1006421-28	63-S	2.44	3.05	0.00	0.00	0.00	0.00	0.00
1006421-29	64-S	0.00	0.00	0.00	0.00	0.00	0.00	0.00
1006421-30	65-S	0.00	0.00	0.00	0.00	0.00	0.00	0.00
1006421-31	66-S	0.00	0.00	0.00	0.00	0.00	0.00	0.00
1006421-32	67-S	0.00	0.00	0.00	0.00	0.00	0.00	0.00
1006421-33	68-S	0.00	0.00	0.00	0.00	0.00	0.00	0.00
1006421-34	69-S	0.00	0.00	0.00	0.00	0.00	0.00	0.00
1006421-35	70-S	1.84	2.30	0.00	0.00	0.00	0.00	0.00
1006421-36	71-S	1.76	2.20	0.00	0.00	0.00	0.00	0.00
1006422-01	72-S	2.16	2.70	0.00	0.00	0.00	0.00	0.00
1006422-02	73-S	1.84	2.30	0.00	0.00	0.00	0.00	0.00
1006422-03	74-S	0.52	0.65	0.00	0.00	0.00	0.00	0.00

REPORT TO CZM ON SEDIMENT AND INFAUNA FROM OSV BOLD SURVEY

Sample	Sample Name	FP_1	FP_0	FP_M1	FP_M2	FP_M3	FP_M4	FP_M5
1006422-04	75-S	3.60	4.50	0.00	0.00	0.00	0.00	0.00
1006422-05	76-S	0.00	0.00	0.00	0.00	0.00	0.00	0.00
1006422-06	77-S	0.00	0.00	0.00	0.00	0.00	0.00	0.00
1006422-07	78-S	0.00	0.00	0.00	0.00	0.00	0.00	0.00
1006422-08	79-S	0.00	0.00	0.00	0.00	0.00	0.00	0.00
1006422-09	80-S	0.00	0.00	0.00	0.00	0.00	0.00	0.00
1006422-10	81-S	7.19	9.00	11.43	10.28	3.84	0.45	0.00
1006422-11	82-S	0.00	0.00	0.00	0.00	0.00	0.00	0.00
1006422-12	83-S	12.58	15.75	3.44	1.46	0.20	0.00	0.00
1006422-13	84-S	3.80	4.75	0.40	0.25	0.05	0.00	0.00
1006422-14	85-S	0.00	0.00	0.00	0.00	0.00	0.00	0.00
1006422-15	86-S	0.00	0.00	0.00	0.00	0.00	0.00	0.00
1006422-16	87-S	0.00	0.00	0.00	0.00	0.00	0.00	0.00
1006422-17	88-S	3.88	4.85	0.64	0.98	0.35	0.03	0.00
1006422-18	89-S	1.84	2.30	0.00	0.00	0.00	0.00	0.00
1006422-19	90-S	0.00	0.00	0.00	0.00	0.00	0.00	0.00
1006422-20	91-S	0.16	0.20	0.00	0.00	0.00	0.00	0.00
1006422-21	92-S	0.00	0.00	0.00	0.00	0.00	0.00	0.00
1006422-22	93-S	0.00	0.00	0.00	0.00	0.00	0.00	0.00
1006422-23	94-S	0.00	0.00	0.00	0.00	0.00	0.00	0.00
1006422-24	95-S	0.00	0.00	0.00	0.00	0.00	0.00	0.00
1006422-25	96-S	1.56	1.95	0.00	0.00	0.00	0.00	0.00
1006422-26	97-S	1.88	2.35	0.00	0.00	0.00	0.00	0.00
1006422-27	98-S	0.60	0.75	0.00	0.00	0.00	0.00	0.00
1006422-28	99-S	4.87	6.10	0.00	0.00	0.00	0.00	0.00
1006422-29	100-S	0.40	0.50	0.00	0.00	0.00	0.00	0.00
1006422-30	101-S	0.32	0.40	0.00	0.00	0.00	0.00	0.00
1006422-31	102-S	0.00	0.00	0.00	0.00	0.00	0.00	0.00
1006422-32	103-S	0.32	0.40	0.00	0.00	0.00	0.00	0.00
1006422-33	104-S	0.00	0.00	0.00	0.00	0.00	0.00	0.00
1006422-34	105-S	2.32	2.90	0.00	0.00	0.00	0.00	0.00
1006422-35	106-S	0.00	0.00	0.00	0.00	0.00	0.00	0.00
1006422-36	107-S	0.00	0.00	0.00	0.00	0.00	0.00	0.00
1006423-01	108-S	0.00	0.00	0.00	0.00	0.00	0.00	0.00
1006423-02	109-S	0.00	0.00	0.00	0.00	0.00	0.00	0.00
1006423-03	110-S	0.00	0.00	0.00	0.00	0.00	0.00	0.00
1006423-04	111-S	0.00	0.00	0.00	0.00	0.00	0.00	0.00
1006423-05	112-S	0.00	0.00	0.00	0.00	0.00	0.00	0.00
1006423-06	113-S	0.00	0.00	0.00	0.00	0.00	0.00	0.00

REPORT TO CZM ON SEDIMENT AND INFAUNA FROM OSV BOLD SURVEY

Sample	Sample Name	FP_1	FP_0	FP_M1	FP_M2	FP_M3	FP_M4	FP_M5
1006423-07	114-S	0.00	0.00	0.00	0.00	0.00	0.00	0.00
1006423-08	115-S	0.00	0.00	0.00	0.00	0.00	0.00	0.00
1006423-09	116-S	0.16	0.20	0.00	0.00	0.00	0.00	0.00
1006423-10	117-S	1.04	1.30	0.00	0.00	0.00	0.00	0.00
1006423-11	118-S	0.20	0.25	0.00	0.00	0.00	0.00	0.00
1006423-12	119-S	0.92	1.15	0.00	0.00	0.00	0.00	0.00
1006423-13	120-S	0.68	0.85	0.00	0.00	0.00	0.00	0.00
1006423-14	121-S	0.16	0.20	0.00	0.00	0.00	0.00	0.00
1006423-15	122-S	1.20	1.50	0.00	0.00	0.00	0.00	0.00
1006423-16	123-S	0.36	0.45	0.00	0.00	0.00	0.00	0.00
1006423-17	124-S	0.52	0.65	0.00	0.00	0.00	0.00	0.00
1006423-18	125-S	4.59	5.75	0.96	0.76	0.18	0.00	0.00
1006423-19	126-S	0.32	0.40	0.24	0.06	0.30	0.10	0.00
1006423-20	127-S	2.60	3.25	0.24	0.06	0.00	0.00	0.00
1006423-21	128-S	2.16	2.70	0.08	0.02	0.00	0.00	0.00
1006423-22	129-S	1.24	1.55	0.24	0.14	0.03	0.00	0.00
1006423-23	131-S	32.96	41.25	5.04	2.61	0.90	0.15	0.00
1006423-24	149-S	0.32	0.40	0.00	0.00	0.00	0.00	0.00
1006423-25	150-S	1.24	1.55	0.00	0.15	0.05	0.00	0.00
1006423-26	154-S	0.56	0.70	0.48	0.64	0.55	0.13	0.00
1006423-27	162-S	2.64	3.30	0.56	0.44	0.33	0.08	0.00
1006423-28	168-S	0.28	0.35	0.08	0.02	0.00	0.00	0.00

APPENDIX D

**Sediment grain size cumulative frequency distribution plots for
each sediment sample**

APPENDIX E

Phylogenetic listing of infaunal taxa collected in the OSV *Bold* survey of Massachusetts Bay and Cape Cod Bay

REPORT TO CZM ON SEDIMENT AND INFAUNA FROM OSV BOLD SURVEY

Phylum	Higher Taxon	Family
Porifera	Calcerea	Clathrinidae
Cnidaria	Hydrozoa	Corymorphidae
		Acaulidae
		Campanulariidae
	Anthozoa	n/a
Platyhelminthes	Turbellaria	n/a
Nemertea	Nemertea	n/a
Nematoda	Nematoda	n/a
Annelida	Polychaeta	Polynoidae
		Pholoidae
		Sigalionidae
		Phyllodocidae
		Hesionidae
		Syllidae
		Nereidae
		Nephtyidae
		Sphaerodoridae
		Glyceridae
		Goniadidae
		Onuphidae
		Lumbrineridae
		Dorvilleidae
		Orbiniidae
		Paraonidae
		Apistobranchidae
		Spionidae
		Poecilochaetidae
		Chaetopteridae
		Cirratulidae
		Cossuridae
		Flabelligeridae
Scalibregmidae		
Opheliidae		
Sternaspidae		
Capitellidae		
Maldanidae		
Oweniidae		
Pectinariidae		

REPORT TO CZM ON SEDIMENT AND INFAUNA FROM OSV BOLD SURVEY

Phylum	Higher Taxon	Family	
Annelida (cont'd)	Polychaeta (cont'd)	Ampharetidae	
		Terebellidae	
		Trichobranchidae	
		Sabellidae	
	Archiannelida	n/a	
	Oligochaeta	n/a	
Mollusca	Gastropoda	n/a	
		Trochidae	
		Turbinidae	
		Rissoidae	
		Calyptraeidae	
		Naticidae	
		Buccinidae	
		Nassariidae	
		Turridae	
		Cylichnidae	
		Diaphanidae	
		Retusidae	
		Dorididae	
		Caudofoveata	Chaetodermatidae
		Bivalvia	n/a
			Nuculidae
			Nuculanidae
			Mytilidae
			Pectinidae
			Thyasiriidae
			Carditidae
			Astartidae
			Cardiidae
			Mactridae
			Solenidae
			Tellinidae
			Arctidae
			Veneridae
			Petricolidae
		Myidae	
		Hiatellidae	
		Lyonsiidae	

REPORT TO CZM ON SEDIMENT AND INFAUNA FROM OSV BOLD SURVEY

Phylum	Higher Taxon	Family
Mollusca (cont'd)	Bivalvia (cont'd)	Periplomatidae
		Thraciidae
	Scaphopoda	Dentaliidae
Arthropoda	Ostracoda	n/a
	Copepoda	n/a
	Mysida	Mysidae
	Cumacea	Lampropidae
		Leuconidae
		Diastylidae
		Pseudocumatidae
		Nannastacidae
	Tanaidacea	Nototanaidae
	Isopoda	Anthuridae
		Cirolanidae
		Idoteidae
		Chaetiliidae
		Paramunnidae
	Amphipoda	Ampeliscidae
		Amphilochidae
		Aoridae
		Argissidae
		Corophiidae
		Unciolidae
		Melitidae
		Haustoriidae
		Photidae
		Ischyroceridae
		Lysianassidae
		Melphidippidae
		Oedicerotidae
		Phoxocephalidae
		Pleustidae
		Dulichidae
		Stenothoidae
		Synopiidae
		Uristidae
	Caprellidae	
	Decapoda	Paguridae
		Cancriidae

REPORT TO CZM ON SEDIMENT AND INFAUNA FROM OSV BOLD SURVEY

Phylum	Higher Taxon	Family
Sipuncula	Sipuncula	n/a
Phorona	Phoronida	n/a
Echinodermata	Asterozoa	Asteriidae
	Ophiurozoa	Ophiuridae
		Amphiuridae
	Echinozoa	Echinorhynchidae
Holothurozoa	Phylloporidae	
Chordata	Hemichordata	Harrimaniidae
	Urochordata	Styelidae
		Molgulidae

APPENDIX F

Listing of infaunal data for benthic samples collected in Massachusetts Bay and Cape Cod Bay during the OSV *Bold* survey, June 2010.

STATION=Station number; SAMPLE=Sample number; SCODE=Normandeau in-house species ID code; STRCODE=an in-house code used to phylogenetically order the taxa (based on NOAA's NODC codes); TAXON=Taxon name; COND=A "condition" code used to identify a taxon as present in a sample – "P" = "present" (used for Nematoda, Copapoda, and Ostracoda; zero counts are reported for these meiofaunal taxa recorded only as "present"); COUNT=number of organisms per taxon and total in the sample (individuals per 0.04 m² grab

REPORT TO CZM ON SEDIMENT AND INFAUNA FROM OSV BOLD SURVEY

Station	Sample	Scode	Strcode	Taxon	Cond	Count
1	201601	1065	3740	Anthozoa		1
1	201601	462	43	Nemertea		8
1	201601	2040	47	Nematoda	P	0
1	201601	4475	500104	Pholoidae		1
1	201601	2069	500113	Phyllodocidae		12
1	201601	2064	500123	Syllidae		2
1	201601	2070	500125	Nephtyidae		13
1	201601	1856	500128	Goniadidae		1
1	201601	2065	500131	Lumbrineridae		60
1	201601	4673	500136	Dorvilleidae		1
1	201601	2072	500140	Orbiniidae		1
1	201601	2062	500141	Paraonidae		185
1	201601	2068	500143	Spionidae		149
1	201601	5786	500146	Poecilochaetidae		30
1	201601	2066	500150	Cirratulidae		140
1	201601	5785	500152	Cossuridae		1
1	201601	2078	500160	Capitellidae		78
1	201601	2076	500167	Ampharetidae		2
1	201601	5788	500169	Trichobranchidae		1
1	201601	2079	500170	Sabellidae		1
1	201601	466	5004	Oligochaeta		104
1	201601	5819	550202	Nuculidae		2
1	201601	5829	552007	Periplomatidae		8
1	201601	5795	615405	Diastylidae		2
1	201601	1223	616001	Anthuridae		1
1	201601	732	616926	Photidae		1
1	201601	1926	77	Phoronida		2
1	201601			Total		807
4	201602	5805	360301	Clathrinidae		1
4	201602	5804	370398	Acaulidae		1
4	201602	462	43	Nemertea		2
4	201602	2040	47	Nematoda	P	0
4	201602	2069	500113	Phyllodocidae		13
4	201602	2064	500123	Syllidae		33
4	201602	2070	500125	Nephtyidae		2
4	201602	4673	500136	Dorvilleidae		1
4	201602	2072	500140	Orbiniidae		2
4	201602	2062	500141	Paraonidae		30
4	201602	2068	500143	Spionidae		1
4	201602	2066	500150	Cirratulidae		28
4	201602	9113590	500157	Scalibregmidae		1
4	201602	9113930	500158	Opheliidae		1
4	201602	2075	500163	Maldanidae		17
4	201602	2076	500167	Ampharetidae		3
4	201602	19	5002	Archiannelida		64
4	201602	466	5004	Oligochaeta		28
4	201602	4511	510508	Nassariidae		1
4	201602	5818	511009	Diaphanidae		1

REPORT TO CZM ON SEDIMENT AND INFAUNA FROM OSV BOLD SURVEY

Station	Sample	Scode	Strcode	Taxon	Cond	Count
4	201602	5819	550202	Nuculidae		1
4	201602	182	550701	Mytilidae		4
4	201602	202	551531	Tellinidae		1
4	201602	1075	6117	Copepoda	P	0
4	201602	5795	615405	Diastylidae		1
4	201602	5797	615798	Nototanaidae		3
4	201602	5799	616101	Cirolanidae		6
4	201602	5798	616298	Chaetiliidae		7
4	201602	5793	616915	Unciolidae		6
4	201602	281	616942	Phoxocephalidae		5
4	201602	5807	616997	Uristidae		1
4	201602	5803	815502	Echinarachniidae		7
4	201602			Total		272
30	201603	1065	3740	Anthozoa		1
30	201603	462	43	Nemertea		3
30	201603	2040	47	Nematoda	P	0
30	201603	4475	500104	Pholoidae		1
30	201603	2069	500113	Phyllodocidae		1
30	201603	2064	500123	Syllidae		34
30	201603	2065	500131	Lumbrineridae		3
30	201603	4673	500136	Dorvilleidae		5
30	201603	2062	500141	Paraonidae		20
30	201603	2068	500143	Spionidae		5
30	201603	2066	500150	Cirratulidae		2
30	201603	2075	500163	Maldanidae		105
30	201603	2076	500167	Ampharetidae		4
30	201603	2079	500170	Sabellidae		10
30	201603	19	5002	Archannelida		17
30	201603	466	5004	Oligochaeta		6
30	201603	5826	551548	Petricolidae		1
30	201603	5827	551706	Hiatellidae		1
30	201603	5828	552005	Lyonsiidae		1
30	201603	1075	6117	Copepoda	P	0
30	201603	259	616915	Corophiidae		1
30	201603	5793	616915	Unciolidae		1
30	201603	1187	72	Sipuncula		1
30	201603	5803	815502	Echinarachniidae		2
30	201603	5059	840601	Styelidae		3
30	201603			Total		228
33	201604	1279	3901	Turbellaria		5
33	201604	462	43	Nemertea		4
33	201604	2040	47	Nematoda	P	0
33	201604	2069	500113	Phyllodocidae		2
33	201604	4685	500121	Hesionidae		2
33	201604	2064	500123	Syllidae		28
33	201604	2065	500131	Lumbrineridae		2
33	201604	4673	500136	Dorvilleidae		3
33	201604	2062	500141	Paraonidae		62

REPORT TO CZM ON SEDIMENT AND INFAUNA FROM OSV BOLD SURVEY

Station	Sample	Scode	Strcode	Taxon	Cond	Count
33	201604	2068	500143	Spionidae		2
33	201604	2066	500150	Cirratulidae		37
33	201604	2078	500160	Capitellidae		1
33	201604	2075	500163	Maldanidae		7
33	201604	2076	500167	Ampharetidae		1
33	201604	5788	500169	Trichobranchidae		1
33	201604	2079	500170	Sabellidae		1
33	201604	19	5002	Archiannelida		246
33	201604	466	5004	Oligochaeta		11
33	201604	5816	510320	Rissoidae		1
33	201604	5827	551706	Hiatellidae		1
33	201604	1075	6117	Copepoda	P	0
33	201604	5797	615798	Nototanaidae		1
33	201604	5799	616101	Cirolanidae		1
33	201604	5798	616298	Chaetiliidae		1
33	201604	728	616922	Haustoriidae		3
33	201604	5803	815502	Echinarachniidae		3
33	201604			Total		426
34	201605	462	43	Nemertea		3
34	201605	2040	47	Nematoda	P	0
34	201605	4475	500104	Pholoidae		1
34	201605	2073	500106	Sigalionidae		1
34	201605	2069	500113	Phyllodocidae		1
34	201605	2070	500125	Nephtyidae		2
34	201605	2072	500140	Orbiniidae		2
34	201605	2062	500141	Paraonidae		20
34	201605	2068	500143	Spionidae		1
34	201605	2066	500150	Cirratulidae		1
34	201605	19	5002	Archiannelida		1
34	201605	9017001	551529	Solenidae		21
34	201605	202	551531	Tellinidae		6
34	201605	1079	6110	Ostracoda	P	0
34	201605	5796	615401	Lampropidae		3
34	201605	5795	615405	Diastylidae		42
34	201605	5794	616202	Idoteidae		1
34	201605	5798	616298	Chaetiliidae		7
34	201605	5793	616915	Unciolidae		3
34	201605	728	616922	Haustoriidae		6
34	201605	281	616942	Phoxocephalidae		9
34	201605	5803	815502	Echinarachniidae		14
34	201605			Total		145
36	201606	2040	47	Nematoda	P	0
36	201606	2072	500140	Orbiniidae		2
36	201606	2062	500141	Paraonidae		9
36	201606	2068	500143	Spionidae		2
36	201606	2066	500150	Cirratulidae		2
36	201606	2078	500160	Capitellidae		1
36	201606	19	5002	Archiannelida		3

REPORT TO CZM ON SEDIMENT AND INFAUNA FROM OSV BOLD SURVEY

Station	Sample	Scode	Strcode	Taxon	Cond	Count
36	201606	4511	510508	Nassariidae		2
36	201606	202	551531	Tellinidae		7
36	201606	5795	615405	Diastylidae		1
36	201606	5794	616202	Idoteidae		1
36	201606	5798	616298	Chaetiliidae		1
36	201606	728	616922	Haustoriidae		51
36	201606	281	616942	Phoxocephalidae		3
36	201606	5803	815502	Echinarachniidae		15
36	201606			Total		100
37	201607	1065	3740	Anthozoa		3
37	201607	2040	47	Nematoda	P	0
37	201607	2077	500102	Polynoidae		1
37	201607	2073	500106	Sigalionidae		2
37	201607	2064	500123	Syllidae		1
37	201607	2070	500125	Nephtyidae		1
37	201607	2072	500140	Orbiniidae		1
37	201607	2062	500141	Paraonidae		20
37	201607	2068	500143	Spionidae		1
37	201607	2066	500150	Cirratulidae		5
37	201607	2078	500160	Capitellidae		2
37	201607	5832	510364	Calyptraeidae		2
37	201607	5835	551525	Mactridae		4
37	201607	9017001	551529	Solenidae		1
37	201607	202	551531	Tellinidae		8
37	201607	5830	551539	Arcticidae		1
37	201607	1079	6110	Ostracoda	P	0
37	201607	5796	615401	Lampropidae		1
37	201607	5795	615405	Diastylidae		11
37	201607	5799	616101	Cirolanidae		2
37	201607	5794	616202	Idoteidae		2
37	201607	5793	616915	Unciolidae		1
37	201607	728	616922	Haustoriidae		76
37	201607	3513	616934	Lysianassidae		3
37	201607	281	616942	Phoxocephalidae		5
37	201607	5803	815502	Echinarachniidae		52
37	201607			Total		206
38	201608	1065	3740	Anthozoa		1
38	201608	2040	47	Nematoda	P	0
38	201608	2070	500125	Nephtyidae		1
38	201608	2065	500131	Lumbrineridae		1
38	201608	2072	500140	Orbiniidae		1
38	201608	2062	500141	Paraonidae		88
38	201608	2068	500143	Spionidae		4
38	201608	2066	500150	Cirratulidae		38
38	201608	2078	500160	Capitellidae		2
38	201608	2075	500163	Maldanidae		10
38	201608	19	5002	Archiannelida		1
38	201608	5045	510376	Naticidae		1

REPORT TO CZM ON SEDIMENT AND INFAUNA FROM OSV BOLD SURVEY

Station	Sample	Scode	Strcode	Taxon	Cond	Count
38	201608	9017001	551529	Solenidae		1
38	201608	5828	552005	Lyonsiidae		1
38	201608	1075	6117	Copepoda	P	0
38	201608	5796	615401	Lampropidae		1
38	201608	5795	615405	Diastylidae		2
38	201608	5797	615798	Nototanaidae		1
38	201608	5799	616101	Cirolanidae		1
38	201608	5798	616298	Chaetiliidae		2
38	201608	5793	616915	Unciolidae		20
38	201608	728	616922	Haustoriidae		10
38	201608	270	616927	Ischyroceridae		1
38	201608	3513	616934	Lysianassidae		2
38	201608	281	616942	Phoxocephalidae		3
38	201608	5807	616997	Uristidae		1
38	201608	1133	617101	Caprellidae		1
38	201608	5803	815502	Echinarachniidae		14
38	201608			Total		209
39	201609	1065	3740	Anthozoa		1
39	201609	1279	3901	Turbellaria		3
39	201609	462	43	Nemertea		1
39	201609	2040	47	Nematoda	P	0
39	201609	2077	500102	Polynoidae		2
39	201609	2069	500113	Phyllodocidae		10
39	201609	2064	500123	Syllidae		16
39	201609	2070	500125	Nephtyidae		2
39	201609	4673	500136	Dorvilleidae		5
39	201609	2072	500140	Orbiniidae		12
39	201609	2062	500141	Paraonidae		101
39	201609	2068	500143	Spionidae		4
39	201609	2066	500150	Cirratulidae		33
39	201609	5785	500152	Cossuridae		2
39	201609	2075	500163	Maldanidae		12
39	201609	2063	500166	Pectinariidae		1
39	201609	2076	500167	Ampharetidae		1
39	201609	19	5002	Archannelida		280
39	201609	466	5004	Oligochaeta		25
39	201609	1202	55	Bivalvia		1
39	201609	182	550701	Mytilidae		3
39	201609	9017001	551529	Solenidae		4
39	201609	5828	552005	Lyonsiidae		1
39	201609	1075	6117	Copepoda	P	0
39	201609	5797	615798	Nototanaidae		18
39	201609	5799	616101	Cirolanidae		2
39	201609	5798	616298	Chaetiliidae		1
39	201609	5793	616915	Unciolidae		115
39	201609	728	616922	Haustoriidae		11
39	201609	3513	616934	Lysianassidae		1
39	201609	281	616942	Phoxocephalidae		9

REPORT TO CZM ON SEDIMENT AND INFAUNA FROM OSV BOLD SURVEY

Station	Sample	Scode	Strcode	Taxon	Cond	Count
39	201609	5807	616997	Uristidae		1
39	201609	1187	72	Sipuncula		1
39	201609	5803	815502	Echinarachniidae		20
39	201609			Total		699
43	201610	5805	360301	Clathrinidae		1
43	201610	1065	3740	Anthozoa		2
43	201610	462	43	Nemertea		7
43	201610	2040	47	Nematoda	P	0
43	201610	2077	500102	Polynoidae		10
43	201610	4475	500104	Pholoidae		9
43	201610	2069	500113	Phyllodocidae		7
43	201610	2064	500123	Syllidae		20
43	201610	2071	500124	Nereidae		5
43	201610	2070	500125	Nephtyidae		11
43	201610	1856	500128	Goniadidae		1
43	201610	2065	500131	Lumbrineridae		38
43	201610	4673	500136	Dorvilleidae		1
43	201610	2072	500140	Orbiniidae		2
43	201610	2062	500141	Paraonidae		50
43	201610	5791	500142	Apistobrachidae		2
43	201610	2068	500143	Spionidae		117
43	201610	5786	500146	Poecilochaetidae		2
43	201610	2066	500150	Cirratulidae		45
43	201610	1123	500154	Flabelligeridae		1
43	201610	2078	500160	Capitellidae		38
43	201610	2075	500163	Maldanidae		2
43	201610	2063	500166	Pectinariidae		1
43	201610	2076	500167	Ampharetidae		36
43	201610	1338	500168	Terebellidae		2
43	201610	5788	500169	Trichobrachidae		4
43	201610	2079	500170	Sabellidae		11
43	201610	466	5004	Oligochaeta		3
43	201610	426	510602	Turridae		1
43	201610	5819	550202	Nuculidae		5
43	201610	5820	550204	Nuculanidae		2
43	201610	182	550701	Mytilidae		2
43	201610	3982	550905	Pectinidae		1
43	201610	5821	551502	Thyasiriidae		3
43	201610	5824	551519	Astartidae		4
43	201610	425	551522	Cardiidae		6
43	201610	202	551531	Tellinidae		1
43	201610	5826	551548	Petricolidae		1
43	201610	1079	6110	Ostracoda	P	0
43	201610	9360800	615404	Leuconidae		3
43	201610	5795	615405	Diastylidae		4
43	201610	1223	616001	Anthuridae		1
43	201610	5800	616398	Paramunnidae		5
43	201610	722	616902	Ampeliscidae		5

REPORT TO CZM ON SEDIMENT AND INFAUNA FROM OSV BOLD SURVEY

Station	Sample	Scode	Strcode	Taxon	Cond	Count
43	201610	7563920	616907	Argissidae		4
43	201610	259	616915	Corophiidae		63
43	201610	5793	616915	Unciolidae		4
43	201610	570	616921	Melitidae		1
43	201610	728	616922	Haustoriidae		2
43	201610	270	616927	Ischyroceridae		2
43	201610	3513	616934	Lysianassidae		6
43	201610	281	616942	Phoxocephalidae		8
43	201610	5792	616944	Dulichiiidae		12
43	201610	5807	616997	Uristidae		1
43	201610	1187	72	Sipuncula		2
43	201610	5802	812701	Ophiuridae		4
43	201610	738	812903	Amphiuridae		1
43	201610			Total		582
44	201611	1065	3740	Anthozoa		1
44	201611	462	43	Nemertea		10
44	201611	2040	47	Nematoda	P	0
44	201611	2069	500113	Phyllodocidae		14
44	201611	2064	500123	Syllidae		3
44	201611	2070	500125	Nephtyidae		10
44	201611	4911	500126	Sphaerodoridae		1
44	201611	2065	500131	Lumbrineridae		40
44	201611	4673	500136	Dorvilleidae		1
44	201611	2072	500140	Orbiniidae		5
44	201611	2062	500141	Paraonidae		79
44	201611	5791	500142	Apistobrachidae		1
44	201611	2068	500143	Spionidae		39
44	201611	5786	500146	Poecilochaetidae		5
44	201611	2066	500150	Cirratulidae		19
44	201611	5785	500152	Cossuridae		4
44	201611	5787	500159	Sternaspidae		1
44	201611	2078	500160	Capitellidae		48
44	201611	2075	500163	Maldanidae		140
44	201611	3888	500164	Oweniidae		5
44	201611	2076	500167	Ampharetidae		65
44	201611	1338	500168	Terebellidae		4
44	201611	5788	500169	Trichobrachidae		33
44	201611	2079	500170	Sabellidae		68
44	201611	19	5002	Archiannelida		1
44	201611	466	5004	Oligochaeta		2
44	201611	5247	510504	Buccinidae		2
44	201611	5819	550202	Nuculidae		1
44	201611	5820	550204	Nuculanidae		2
44	201611	182	550701	Mytilidae		3
44	201611	5821	551502	Thyasiriidae		19
44	201611	5829	552007	Periplomatidae		8
44	201611	9360800	615404	Leuconidae		2
44	201611	5801	615408	Nannastacidae		1

REPORT TO CZM ON SEDIMENT AND INFAUNA FROM OSV BOLD SURVEY

Station	Sample	Scode	Strcode	Taxon	Cond	Count
44	201611	5794	616202	Idoteidae		1
44	201611	722	616902	Ampeliscidae		3
44	201611	732	616926	Photidae		2
44	201611	270	616927	Ischyroceridae		1
44	201611	731	616937	Oedicerotidae		2
44	201611	281	616942	Phoxocephalidae		4
44	201611	1133	617101	Caprellidae		1
44	201611	5059	840601	Styelidae		1
44	201611			Total		652
45	201612	5806	370397	Corymorphidae		7
45	201612	5804	370398	Acaulidae		1
45	201612	1630	370401	Campanulariidae		1
45	201612	1065	3740	Anthozoa		1
45	201612	1279	3901	Turbellaria		3
45	201612	462	43	Nemertea		22
45	201612	2040	47	Nematoda	P	0
45	201612	2077	500102	Polynoidae		5
45	201612	4475	500104	Pholoidae		8
45	201612	2069	500113	Phyllodocidae		18
45	201612	2064	500123	Syllidae		6
45	201612	2070	500125	Nephtyidae		24
45	201612	1856	500128	Goniadidae		1
45	201612	2065	500131	Lumbrineridae		30
45	201612	4673	500136	Dorvilleidae		2
45	201612	2072	500140	Orbiniidae		8
45	201612	2062	500141	Paraonidae		110
45	201612	5791	500142	Apistobrachidae		4
45	201612	2068	500143	Spionidae		97
45	201612	5786	500146	Poecilochaetidae		12
45	201612	2066	500150	Cirratulidae		27
45	201612	5785	500152	Cossuridae		2
45	201612	1123	500154	Flabelligeridae		1
45	201612	2078	500160	Capitellidae		41
45	201612	2075	500163	Maldanidae		114
45	201612	3888	500164	Oweniidae		4
45	201612	2076	500167	Ampharetidae		158
45	201612	1338	500168	Terebellidae		26
45	201612	5788	500169	Trichobrachidae		129
45	201612	2079	500170	Sabellidae		202
45	201612	5816	510320	Rissoidae		15
45	201612	4511	510508	Nassariidae		1
45	201612	5819	550202	Nuculidae		23
45	201612	5820	550204	Nuculanidae		4
45	201612	182	550701	Mytilidae		13
45	201612	5821	551502	Thyasiriidae		56
45	201612	5824	551519	Astartidae		1
45	201612	5829	552007	Periplomatidae		14
45	201612	5836	560001	Dentaliidae		8

REPORT TO CZM ON SEDIMENT AND INFAUNA FROM OSV BOLD SURVEY

Station	Sample	Scode	Strcode	Taxon	Cond	Count
45	201612	1079	6110	Ostracoda	P	0
45	201612	9360800	615404	Leuconidae		14
45	201612	5795	615405	Diastylidae		4
45	201612	5801	615408	Nannastacidae		7
45	201612	5794	616202	Idoteidae		1
45	201612	5800	616398	Paramunnidae		1
45	201612	722	616902	Ampeliscidae		5
45	201612	259	616915	Corophiidae		1
45	201612	5793	616915	Unciolidae		3
45	201612	732	616926	Photidae		6
45	201612	270	616927	Ischyroceridae		1
45	201612	3513	616934	Lysianassidae		1
45	201612	731	616937	Oedicerotidae		4
45	201612	281	616942	Phoxocephalidae		13
45	201612	433	616943	Pleustidae		1
45	201612	575	616948	Stenothoidae		2
45	201612	1133	617101	Caprellidae		7
45	201612	1187	72	Sipuncula		1
45	201612	5802	812701	Ophiuridae		2
45	201612			Total		1273
46	201613	5806	370397	Corymorphidae		2
46	201613	1065	3740	Anthozoa		2
46	201613	462	43	Nemertea		10
46	201613	2040	47	Nematoda	P	0
46	201613	2077	500102	Polynoidae		3
46	201613	4475	500104	Pholoidae		2
46	201613	2069	500113	Phyllodocidae		14
46	201613	2064	500123	Syllidae		2
46	201613	2070	500125	Nephtyidae		17
46	201613	4911	500126	Sphaerodoridae		1
46	201613	2065	500131	Lumbrineridae		42
46	201613	4673	500136	Dorvilleidae		2
46	201613	2072	500140	Orbiniidae		1
46	201613	2062	500141	Paraonidae		115
46	201613	5791	500142	Apistobranchidae		2
46	201613	2068	500143	Spionidae		57
46	201613	5786	500146	Poecilochaetidae		24
46	201613	2066	500150	Cirratulidae		38
46	201613	5785	500152	Cossuridae		4
46	201613	1123	500154	Flabelligeridae		8
46	201613	2078	500160	Capitellidae		34
46	201613	2075	500163	Maldanidae		31
46	201613	3888	500164	Oweniidae		3
46	201613	2076	500167	Ampharetidae		111
46	201613	1338	500168	Terebellidae		18
46	201613	5788	500169	Trichobranchidae		42
46	201613	2079	500170	Sabellidae		60
46	201613	466	5004	Oligochaeta		2

REPORT TO CZM ON SEDIMENT AND INFAUNA FROM OSV BOLD SURVEY

Station	Sample	Scode	Strcode	Taxon	Cond	Count
46	201613	5816	510320	Rissoidae		11
46	201613	5819	550202	Nuculidae		3
46	201613	5820	550204	Nuculanidae		2
46	201613	182	550701	Mytilidae		15
46	201613	5821	551502	Thyasiriidae		32
46	201613	5830	551539	Arcticidae		1
46	201613	5829	552007	Periplomatidae		17
46	201613	9360800	615404	Leuconidae		6
46	201613	5795	615405	Diastylidae		5
46	201613	5801	615408	Nannastacidae		10
46	201613	5794	616202	Idoteidae		7
46	201613	722	616902	Ampeliscidae		5
46	201613	7563920	616907	Argissidae		2
46	201613	570	616921	Melitidae		1
46	201613	728	616922	Haustoriidae		1
46	201613	732	616926	Photidae		3
46	201613	270	616927	Ischyroceridae		2
46	201613	3513	616934	Lysianassidae		2
46	201613	281	616942	Phoxocephalidae		3
46	201613	575	616948	Stenothoidae		2
46	201613	1133	617101	Caprellidae		2
46	201613	9377510	618306	Paguridae		1
46	201613	1926	77	Phoronida		3
46	201613	1892	811703	Asteriidae		1
46	201613	5802	812701	Ophiuridae		1
46	201613			Total		785
47	201614	1065	3740	Anthozoa		4
47	201614	1279	3901	Turbellaria		2
47	201614	462	43	Nemertea		6
47	201614	2040	47	Nematoda	P	0
47	201614	2077	500102	Polynoidae		1
47	201614	4475	500104	Pholoidae		14
47	201614	2069	500113	Phyllodocidae		34
47	201614	2064	500123	Syllidae		361
47	201614	2071	500124	Nereidae		10
47	201614	2070	500125	Nephtyidae		5
47	201614	4911	500126	Sphaerodoridae		4
47	201614	9112720	500127	Glyceridae		3
47	201614	2065	500131	Lumbrineridae		15
47	201614	4673	500136	Dorvilleidae		6
47	201614	2062	500141	Paraonidae		33
47	201614	5791	500142	Apistobranchidae		1
47	201614	2068	500143	Spionidae		144
47	201614	5786	500146	Poecilochaetidae		1
47	201614	2066	500150	Cirratulidae		59
47	201614	9113590	500157	Scalibregmidae		4
47	201614	9113930	500158	Opheliidae		5
47	201614	2078	500160	Capitellidae		69

REPORT TO CZM ON SEDIMENT AND INFAUNA FROM OSV BOLD SURVEY

Station	Sample	Scode	Strcode	Taxon	Cond	Count
47	201614	2075	500163	Maldanidae		13
47	201614	2063	500166	Pectinariidae		1
47	201614	2076	500167	Ampharetidae		135
47	201614	5788	500169	Trichobranchidae		51
47	201614	2079	500170	Sabellidae		40
47	201614	19	5002	Archiannelida		4
47	201614	466	5004	Oligochaeta		5
47	201614	5819	550202	Nuculidae		1
47	201614	182	550701	Mytilidae		12
47	201614	5821	551502	Thyasiriidae		1
47	201614	5823	551517	Carditidae		2
47	201614	5824	551519	Astartidae		7
47	201614	5829	552007	Periplomatidae		1
47	201614	1079	6110	Ostracoda	P	0
47	201614	1075	6117	Copepoda	P	0
47	201614	9360800	615404	Leuconidae		1
47	201614	5795	615405	Diastylidae		1
47	201614	1223	616001	Anthuridae		3
47	201614	722	616902	Ampeliscidae		32
47	201614	7563920	616907	Argissidae		1
47	201614	259	616915	Corophiidae		6
47	201614	5793	616915	Unciolidae		40
47	201614	570	616921	Melitidae		1
47	201614	270	616927	Ischyroceridae		2
47	201614	281	616942	Phoxocephalidae		3
47	201614	5792	616944	Dulichidae		1
47	201614	1133	617101	Caprellidae		4
47	201614	1187	72	Sipuncula		5
47	201614	1892	811703	Asteriidae		1
47	201614	5802	812701	Ophiuridae		1
47	201614			Total		1156
48	201615	1065	3740	Anthozoa		8
48	201615	462	43	Nemertea		4
48	201615	2040	47	Nematoda	P	0
48	201615	2077	500102	Polynoidae		6
48	201615	4475	500104	Pholoidae		2
48	201615	2069	500113	Phyllodocidae		12
48	201615	2064	500123	Syllidae		51
48	201615	2071	500124	Nereidae		5
48	201615	2070	500125	Nephtyidae		8
48	201615	1856	500128	Goniadidae		1
48	201615	2065	500131	Lumbrineridae		45
48	201615	4673	500136	Dorvilleidae		2
48	201615	2062	500141	Paraonidae		66
48	201615	5791	500142	Apistobranchidae		3
48	201615	2068	500143	Spionidae		157
48	201615	5786	500146	Poecilochaetidae		2
48	201615	2066	500150	Cirratulidae		29

REPORT TO CZM ON SEDIMENT AND INFAUNA FROM OSV BOLD SURVEY

Station	Sample	Scode	Strcode	Taxon	Cond	Count
48	201615	1123	500154	Flabelligeridae		2
48	201615	9113590	500157	Scalibregmidae		4
48	201615	9113930	500158	Opheliidae		1
48	201615	2078	500160	Capitellidae		69
48	201615	2075	500163	Maldanidae		6
48	201615	2063	500166	Pectinariidae		1
48	201615	2076	500167	Ampharetidae		20
48	201615	5788	500169	Trichobranchidae		9
48	201615	2079	500170	Sabellidae		10
48	201615	19	5002	Archannelida		4
48	201615	466	5004	Oligochaeta		9
48	201615	426	510602	Turridae		2
48	201615	5819	550202	Nuculidae		38
48	201615	182	550701	Mytilidae		29
48	201615	5823	551517	Carditidae		1
48	201615	5824	551519	Astartidae		8
48	201615	5829	552007	Periplomatidae		2
48	201615	1079	6110	Ostracoda	P	0
48	201615	1075	6117	Copepoda	P	0
48	201615	9360800	615404	Leuconidae		4
48	201615	1223	616001	Anthuridae		6
48	201615	722	616902	Ampeliscidae		1
48	201615	259	616915	Corophiidae		4
48	201615	5793	616915	Unciolidae		5
48	201615	570	616921	Melitidae		2
48	201615	281	616942	Phoxocephalidae		3
48	201615	5792	616944	Dulichidae		1
48	201615	5807	616997	Uristidae		1
48	201615	1133	617101	Caprellidae		1
48	201615	5808	618803	Cancriidae		2
48	201615	1926	77	Phoronida		2
48	201615	1843	840603	Molgulidae		1
48	201615			Total		649
49	201616	5806	370397	Corymorphidae		1
49	201616	1065	3740	Anthozoa		4
49	201616	462	43	Nemertea		12
49	201616	2040	47	Nematoda	P	0
49	201616	2077	500102	Polynoidae		5
49	201616	4475	500104	Pholoidae		1
49	201616	2069	500113	Phyllodocidae		14
49	201616	2064	500123	Syllidae		17
49	201616	2071	500124	Nereidae		3
49	201616	2070	500125	Nephtyidae		15
49	201616	4911	500126	Sphaerodoridae		1
49	201616	2065	500131	Lumbrineridae		49
49	201616	4673	500136	Dorvilleidae		2
49	201616	2072	500140	Orbiniidae		2
49	201616	2062	500141	Paraonidae		88

REPORT TO CZM ON SEDIMENT AND INFAUNA FROM OSV BOLD SURVEY

Station	Sample	Scode	Strcode	Taxon	Cond	Count
49	201616	2068	500143	Spionidae		100
49	201616	5786	500146	Poecilochaetidae		9
49	201616	2066	500150	Cirratulidae		60
49	201616	9113590	500157	Scalibregmidae		6
49	201616	9113930	500158	Opheliidae		1
49	201616	2078	500160	Capitellidae		46
49	201616	2075	500163	Maldanidae		43
49	201616	2076	500167	Ampharetidae		61
49	201616	1338	500168	Terebellidae		1
49	201616	5788	500169	Trichobranchidae		97
49	201616	2079	500170	Sabellidae		67
49	201616	19	5002	Archiannelida		1
49	201616	466	5004	Oligochaeta		5
49	201616	5817	511004	Cylichnidae		1
49	201616	5819	550202	Nuculidae		16
49	201616	182	550701	Mytilidae		5
49	201616	5821	551502	Thyasiriidae		11
49	201616	5824	551519	Astartidae		4
49	201616	202	551531	Tellinidae		1
49	201616	5829	552007	Periplomatidae		2
49	201616	1079	6110	Ostracoda	P	0
49	201616	9360800	615404	Leuconidae		1
49	201616	5794	616202	Idoteidae		1
49	201616	722	616902	Ampeliscidae		7
49	201616	5793	616915	Unciolidae		2
49	201616	570	616921	Melitidae		1
49	201616	732	616926	Photidae		1
49	201616	281	616942	Phoxocephalidae		4
49	201616	575	616948	Stenothoidae		1
49	201616	1926	77	Phoronida		2
49	201616			Total		771
50	201618	1065	3740	Anthozoa		13
50	201618	1279	3901	Turbellaria		1
50	201618	462	43	Nemertea		6
50	201618	2040	47	Nematoda	P	0
50	201618	2077	500102	Polynoidae		4
50	201618	4475	500104	Pholoidae		2
50	201618	2069	500113	Phyllodocidae		26
50	201618	2064	500123	Syllidae		19
50	201618	2071	500124	Nereidae		6
50	201618	2070	500125	Nephtyidae		9
50	201618	1856	500128	Goniadidae		1
50	201618	2065	500131	Lumbrineridae		17
50	201618	4673	500136	Dorvilleidae		5
50	201618	2072	500140	Orbiniidae		1
50	201618	2062	500141	Paraonidae		113
50	201618	5791	500142	Apistobranchidae		3
50	201618	2068	500143	Spionidae		29

REPORT TO CZM ON SEDIMENT AND INFAUNA FROM OSV BOLD SURVEY

Station	Sample	Scode	Strcode	Taxon	Cond	Count
50	201618	5786	500146	Poecilochaetidae		4
50	201618	2066	500150	Cirratulidae		64
50	201618	1123	500154	Flabelligeridae		1
50	201618	9113590	500157	Scalibregmidae		3
50	201618	2078	500160	Capitellidae		58
50	201618	2075	500163	Maldanidae		40
50	201618	3888	500164	Oweniidae		2
50	201618	2076	500167	Ampharetidae		59
50	201618	1338	500168	Terebellidae		1
50	201618	5788	500169	Trichobranchidae		36
50	201618	2079	500170	Sabellidae		21
50	201618	19	5002	Archiannelida		1
50	201618	466	5004	Oligochaeta		3
50	201618	5819	550202	Nuculidae		29
50	201618	5820	550204	Nuculanidae		1
50	201618	182	550701	Mytilidae		19
50	201618	5821	551502	Thyasiriidae		10
50	201618	5823	551517	Carditidae		1
50	201618	5824	551519	Astartidae		8
50	201618	5830	551539	Arcticidae		1
50	201618	5829	552007	Periplomatidae		8
50	201618	1075	6117	Copepoda	P	0
50	201618	9360800	615404	Leuconidae		1
50	201618	5794	616202	Idoteidae		2
50	201618	5800	616398	Paramunnidae		1
50	201618	722	616902	Ampeliscidae		14
50	201618	259	616915	Corophiidae		23
50	201618	5793	616915	Unciolidae		3
50	201618	570	616921	Melitidae		1
50	201618	732	616926	Photidae		3
50	201618	281	616942	Phoxocephalidae		3
50	201618			Total		676
51	201619	5806	370397	Corymorphidae		3
51	201619	1065	3740	Anthozoa		9
51	201619	1279	3901	Turbellaria		1
51	201619	462	43	Nemertea		17
51	201619	2040	47	Nematoda	P	0
51	201619	2077	500102	Polynoidae		2
51	201619	4475	500104	Pholoidae		5
51	201619	2069	500113	Phyllodocidae		24
51	201619	2064	500123	Syllidae		2
51	201619	2071	500124	Nereidae		1
51	201619	2070	500125	Nephtyidae		11
51	201619	2065	500131	Lumbrineridae		95
51	201619	4673	500136	Dorvilleidae		2
51	201619	2062	500141	Paraonidae		148
51	201619	5791	500142	Apistobranchidae		1
51	201619	2068	500143	Spionidae		101

REPORT TO CZM ON SEDIMENT AND INFAUNA FROM OSV BOLD SURVEY

Station	Sample	Scode	Strcode	Taxon	Cond	Count
51	201619	5786	500146	Poecilochaetidae		5
51	201619	2066	500150	Cirratulidae		221
51	201619	5785	500152	Cossuridae		13
51	201619	1123	500154	Flabelligeridae		2
51	201619	9113590	500157	Scalibregmidae		8
51	201619	2078	500160	Capitellidae		66
51	201619	2075	500163	Maldanidae		35
51	201619	3888	500164	Oweniidae		4
51	201619	2076	500167	Ampharetidae		18
51	201619	1338	500168	Terebellidae		1
51	201619	5788	500169	Trichobranchidae		128
51	201619	2079	500170	Sabellidae		45
51	201619	19	5002	Archiannelida		1
51	201619	466	5004	Oligochaeta		7
51	201619	5832	510364	Calyptraeidae		1
51	201619	5819	550202	Nuculidae		134
51	201619	5820	550204	Nuculanidae		3
51	201619	182	550701	Mytilidae		21
51	201619	5821	551502	Thyasiriidae		12
51	201619	5824	551519	Astartidae		4
51	201619	425	551522	Cardiidae		3
51	201619	202	551531	Tellinidae		1
51	201619	5830	551539	Arcticidae		2
51	201619	5828	552005	Lyonsiidae		4
51	201619	5829	552007	Periplomatidae		13
51	201619	9360800	615404	Leuconidae		1
51	201619	5795	615405	Diastylidae		2
51	201619	5801	615408	Nannastacidae		8
51	201619	5794	616202	Idoteidae		2
51	201619	5800	616398	Paramunnidae		1
51	201619	722	616902	Ampeliscidae		7
51	201619	7563920	616907	Argissidae		2
51	201619	259	616915	Corophiidae		1
51	201619	5793	616915	Unciolidae		1
51	201619	570	616921	Melitidae		1
51	201619	575	616948	Stenothoidae		1
51	201619	5807	616997	Uristidae		1
51	201619	1926	77	Phoronida		5
51	201619			Total		1207
52	201620	5806	370397	Corymorphidae		2
52	201620	1065	3740	Anthozoa		12
52	201620	1279	3901	Turbellaria		1
52	201620	462	43	Nemertea		13
52	201620	2040	47	Nematoda	P	0
52	201620	2077	500102	Polynoidae		5
52	201620	4475	500104	Pholoidae		2
52	201620	2069	500113	Phyllodocidae		31
52	201620	2064	500123	Syllidae		11

REPORT TO CZM ON SEDIMENT AND INFAUNA FROM OSV BOLD SURVEY

Station	Sample	Scode	Strcode	Taxon	Cond	Count
52	201620	2071	500124	Nereidae		2
52	201620	2070	500125	Nephtyidae		9
52	201620	4911	500126	Sphaerodoridae		2
52	201620	2065	500131	Lumbrineridae		67
52	201620	4673	500136	Dorvilleidae		5
52	201620	2062	500141	Paraonidae		174
52	201620	5791	500142	Apistobranchidae		4
52	201620	2068	500143	Spionidae		82
52	201620	5786	500146	Poecilochaetidae		8
52	201620	2066	500150	Cirratulidae		192
52	201620	5785	500152	Cossuridae		6
52	201620	1123	500154	Flabelligeridae		2
52	201620	9113590	500157	Scalibregmidae		2
52	201620	2078	500160	Capitellidae		88
52	201620	2075	500163	Maldanidae		46
52	201620	3888	500164	Oweniidae		22
52	201620	2076	500167	Ampharetidae		23
52	201620	1338	500168	Terebellidae		1
52	201620	5788	500169	Trichobranchidae		84
52	201620	2079	500170	Sabellidae		109
52	201620	19	5002	Archiannelida		2
52	201620	5816	510320	Rissoidae		6
52	201620	5819	550202	Nuculidae		264
52	201620	5820	550204	Nuculanidae		4
52	201620	182	550701	Mytilidae		30
52	201620	5821	551502	Thyasiriidae		35
52	201620	5824	551519	Astartidae		3
52	201620	425	551522	Cardiidae		2
52	201620	5830	551539	Arcticidae		2
52	201620	5829	552007	Periplomatidae		10
52	201620	1079	6110	Ostracoda	P	0
52	201620	5795	615405	Diastylidae		1
52	201620	5801	615408	Nannastacidae		1
52	201620	5794	616202	Idoteidae		1
52	201620	722	616902	Ampeliscidae		7
52	201620	7563920	616907	Argissidae		1
52	201620	259	616915	Corophiidae		2
52	201620	732	616926	Photidae		10
52	201620	1133	617101	Caprellidae		12
52	201620	1926	77	Phoronida		16
52	201620	5810	820101	Harrimaniidae		1
52	201620			Total		1415
53	201621	1065	3740	Anthozoa		3
53	201621	462	43	Nemertea		8
53	201621	2040	47	Nematoda	P	0
53	201621	2069	500113	Phyllodocidae		12
53	201621	2070	500125	Nephtyidae		4
53	201621	2065	500131	Lumbrineridae		42

REPORT TO CZM ON SEDIMENT AND INFAUNA FROM OSV BOLD SURVEY

Station	Sample	Scode	Strcode	Taxon	Cond	Count
53	201621	4673	500136	Dorvilleidae		3
53	201621	2062	500141	Paraonidae		83
53	201621	2068	500143	Spionidae		36
53	201621	5786	500146	Poecilochaetidae		2
53	201621	2066	500150	Cirratulidae		110
53	201621	5785	500152	Cossuridae		13
53	201621	2078	500160	Capitellidae		46
53	201621	2075	500163	Maldanidae		20
53	201621	3888	500164	Oweniidae		1
53	201621	2076	500167	Ampharetidae		21
53	201621	1338	500168	Terebellidae		3
53	201621	5788	500169	Trichobranchidae		86
53	201621	2079	500170	Sabellidae		85
53	201621	5816	510320	Rissoidae		2
53	201621	5819	550202	Nuculidae		9
53	201621	182	550701	Mytilidae		8
53	201621	5821	551502	Thyasiriidae		49
53	201621	425	551522	Cardiidae		1
53	201621	4588	551701	Myidae		1
53	201621	5829	552007	Periplomatidae		4
53	201621	722	616902	Ampeliscidae		3
53	201621	259	616915	Corophiidae		1
53	201621	3513	616934	Lysianassidae		1
53	201621	433	616943	Pleustidae		2
53	201621	5807	616997	Uristidae		1
53	201621	1133	617101	Caprellidae		1
53	201621	1926	77	Phoronida		1
53	201621	5810	820101	Harrmaniidae		1
53	201621			Total		663
54	201622	5806	370397	Corymorphidae		4
54	201622	1065	3740	Anthozoa		28
54	201622	462	43	Nemertea		10
54	201622	2040	47	Nematoda	P	0
54	201622	2077	500102	Polynoidae		3
54	201622	4475	500104	Pholoidae		9
54	201622	2069	500113	Phyllodocidae		25
54	201622	2064	500123	Syllidae		147
54	201622	2071	500124	Nereidae		11
54	201622	2070	500125	Nephtyidae		13
54	201622	9112720	500127	Glyceridae		1
54	201622	2065	500131	Lumbrineridae		31
54	201622	4673	500136	Dorvilleidae		4
54	201622	2062	500141	Paraonidae		57
54	201622	5791	500142	Apistobranchidae		3
54	201622	2068	500143	Spionidae		115
54	201622	5786	500146	Poecilochaetidae		10
54	201622	2066	500150	Cirratulidae		66
54	201622	5785	500152	Cossuridae		2

REPORT TO CZM ON SEDIMENT AND INFAUNA FROM OSV BOLD SURVEY

Station	Sample	Scode	Strcode	Taxon	Cond	Count
54	201622	9113590	500157	Scalibregmidae		5
54	201622	9113930	500158	Opheliidae		3
54	201622	2078	500160	Capitellidae		258
54	201622	2075	500163	Maldanidae		20
54	201622	2076	500167	Ampharetidae		129
54	201622	1338	500168	Terebellidae		2
54	201622	5788	500169	Trichobranchidae		95
54	201622	2079	500170	Sabellidae		26
54	201622	19	5002	Archiannelida		1
54	201622	466	5004	Oligochaeta		11
54	201622	426	510602	Turridae		1
54	201622	5819	550202	Nuculidae		22
54	201622	182	550701	Mytilidae		61
54	201622	5821	551502	Thyasiriidae		5
54	201622	5823	551517	Carditidae		4
54	201622	5824	551519	Astartidae		21
54	201622	1079	6110	Ostracoda	P	0
54	201622	9360800	615404	Leuconidae		4
54	201622	5795	615405	Diastylidae		4
54	201622	5801	615408	Nannastacidae		1
54	201622	5800	616398	Paramunnidae		1
54	201622	722	616902	Ampeliscidae		25
54	201622	7563920	616907	Argissidae		1
54	201622	259	616915	Corophiidae		76
54	201622	5793	616915	Unciolidae		85
54	201622	570	616921	Melitidae		2
54	201622	270	616927	Ischyroceridae		16
54	201622	9565460	616935	Melphidippidae		1
54	201622	281	616942	Phoxocephalidae		16
54	201622	433	616943	Pleustidae		1
54	201622	5792	616944	Dulichidae		9
54	201622	9566420	616950	Synopiidae		1
54	201622	5807	616997	Uristidae		1
54	201622	1133	617101	Caprellidae		4
54	201622	1187	72	Sipuncula		1
54	201622	1843	840603	Molgulidae		1
54	201622			Total		1453
55	201623	5806	370397	Corymorphidae		1
55	201623	1065	3740	Anthozoa		4
55	201623	1279	3901	Turbellaria		1
55	201623	462	43	Nemertea		10
55	201623	2040	47	Nematoda	P	0
55	201623	2077	500102	Polynoidae		4
55	201623	4475	500104	Pholoidae		13
55	201623	2069	500113	Phyllodocidae		17
55	201623	2064	500123	Syllidae		14
55	201623	2071	500124	Nereidae		3
55	201623	2070	500125	Nephtyidae		12

REPORT TO CZM ON SEDIMENT AND INFAUNA FROM OSV BOLD SURVEY

Station	Sample	Scode	Strcode	Taxon	Cond	Count
55	201623	4911	500126	Sphaerodoridae		1
55	201623	2065	500131	Lumbrineridae		33
55	201623	4673	500136	Dorvilleidae		3
55	201623	2072	500140	Orbiniidae		1
55	201623	2062	500141	Paraonidae		66
55	201623	5791	500142	Apistobranchidae		2
55	201623	2068	500143	Spionidae		92
55	201623	5786	500146	Poecilochaetidae		3
55	201623	2066	500150	Cirratulidae		83
55	201623	5785	500152	Cossuridae		2
55	201623	1123	500154	Flabelligeridae		5
55	201623	9113930	500158	Opheliidae		2
55	201623	5787	500159	Sternaspidae		1
55	201623	2078	500160	Capitellidae		58
55	201623	2075	500163	Maldanidae		21
55	201623	3888	500164	Oweniidae		1
55	201623	2076	500167	Ampharetidae		143
55	201623	1338	500168	Terebellidae		6
55	201623	5788	500169	Trichobranchidae		87
55	201623	2079	500170	Sabellidae		60
55	201623	466	5004	Oligochaeta		2
55	201623	5247	510504	Buccinidae		1
55	201623	5821	551502	Thyasiriidae		17
55	201623	5823	551517	Carditidae		1
55	201623	202	551531	Tellinidae		1
55	201623	5829	552007	Periplomatidae		1
55	201623	1079	6110	Ostracoda	P	0
55	201623	9360800	615404	Leuconidae		4
55	201623	5795	615405	Diastylidae		6
55	201623	5801	615408	Nannastacidae		3
55	201623	1223	616001	Anthuridae		1
55	201623	722	616902	Ampeliscidae		23
55	201623	4686	616903	Amphilochoidae		2
55	201623	7563920	616907	Argissidae		1
55	201623	259	616915	Corophiidae		4
55	201623	5793	616915	Unciolidae		3
55	201623	270	616927	Ischyroceridae		20
55	201623	3513	616934	Lysianassidae		4
55	201623	281	616942	Phoxocephalidae		8
55	201623	433	616943	Pleustidae		1
55	201623	5792	616944	Dulichidae		3
55	201623	1133	617101	Caprellidae		6
55	201623	1926	77	Phoronida		3
55	201623	5810	820101	Harrimaniidae		1
55	201623			Total		865
58	201625	5805	360301	Clathrinidae		1
58	201625	462	43	Nemertea		6
58	201625	2040	47	Nematoda	P	0

REPORT TO CZM ON SEDIMENT AND INFAUNA FROM OSV BOLD SURVEY

Station	Sample	Scode	Strcode	Taxon	Cond	Count
58	201625	2077	500102	Polynoidae		3
58	201625	2069	500113	Phyllodocidae		20
58	201625	2064	500123	Syllidae		8
58	201625	2070	500125	Nephtyidae		11
58	201625	4911	500126	Sphaerodoridae		3
58	201625	2065	500131	Lumbrineridae		82
58	201625	4673	500136	Dorvilleidae		4
58	201625	2072	500140	Orbiniidae		2
58	201625	2062	500141	Paraonidae		137
58	201625	5791	500142	Apistobanchidae		1
58	201625	2068	500143	Spionidae		68
58	201625	5786	500146	Poecilochaetidae		6
58	201625	2066	500150	Cirratulidae		67
58	201625	5785	500152	Cossuridae		18
58	201625	1123	500154	Flabelligeridae		3
58	201625	9113590	500157	Scalibregmidae		1
58	201625	9113930	500158	Opheliidae		1
58	201625	2078	500160	Capitellidae		98
58	201625	2075	500163	Maldanidae		28
58	201625	2076	500167	Ampharetidae		103
58	201625	1338	500168	Terebellidae		17
58	201625	5788	500169	Trichobanchidae		86
58	201625	2079	500170	Sabellidae		124
58	201625	466	5004	Oligochaeta		1
58	201625	5816	510320	Rissoidae		10
58	201625	5817	511004	Cylichnidae		1
58	201625	5819	550202	Nuculidae		13
58	201625	5820	550204	Nuculanidae		2
58	201625	182	550701	Mytilidae		11
58	201625	5821	551502	Thyasiriidae		19
58	201625	5824	551519	Astartidae		1
58	201625	5829	552007	Periplomatidae		8
58	201625	5836	560001	Dentaliidae		6
58	201625	1079	6110	Ostracoda	P	0
58	201625	1075	6117	Copepoda	P	0
58	201625	9360800	615404	Leuconidae		6
58	201625	5795	615405	Diastylidae		4
58	201625	5801	615408	Nannastacidae		10
58	201625	5794	616202	Idoteidae		1
58	201625	722	616902	Ampeliscidae		2
58	201625	728	616922	Haustoriidae		1
58	201625	732	616926	Photidae		2
58	201625	281	616942	Phoxocephalidae		4
58	201625	5792	616944	Dulichidae		2
58	201625	575	616948	Stenothoidae		3
58	201625	1133	617101	Caprellidae		2
58	201625	5802	812701	Ophiuridae		1
58	201625	5810	820101	Harrimaniidae		2

REPORT TO CZM ON SEDIMENT AND INFAUNA FROM OSV BOLD SURVEY

Station	Sample	Scode	Strcode	Taxon	Cond	Count
58	201625			Total		1010
59	201626	5806	370397	Corymorphidae		4
59	201626	1065	3740	Anthozoa		7
59	201626	462	43	Nemertea		12
59	201626	2040	47	Nematoda	P	0
59	201626	2077	500102	Polynoidae		1
59	201626	4475	500104	Pholoidae		3
59	201626	2069	500113	Phyllodocidae		35
59	201626	2064	500123	Syllidae		6
59	201626	2070	500125	Nephtyidae		26
59	201626	4911	500126	Sphaerodoridae		1
59	201626	2065	500131	Lumbrineridae		54
59	201626	4673	500136	Dorvilleidae		4
59	201626	2062	500141	Paraonidae		170
59	201626	5791	500142	Apistobrachidae		1
59	201626	2068	500143	Spionidae		169
59	201626	5786	500146	Poecilochaetidae		72
59	201626	2066	500150	Cirratulidae		66
59	201626	5785	500152	Cossuridae		4
59	201626	1123	500154	Flabelligeridae		4
59	201626	9113590	500157	Scalibregmidae		1
59	201626	2078	500160	Capitellidae		72
59	201626	2075	500163	Maldanidae		6
59	201626	3888	500164	Oweniidae		20
59	201626	2076	500167	Ampharetidae		116
59	201626	1338	500168	Terebellidae		55
59	201626	5788	500169	Trichobrachidae		196
59	201626	2079	500170	Sabellidae		269
59	201626	466	5004	Oligochaeta		4
59	201626	5816	510320	Rissoidae		5
59	201626	426	510602	Turridae		1
59	201626	5819	550202	Nuculidae		25
59	201626	5820	550204	Nuculanidae		5
59	201626	182	550701	Mytilidae		1
59	201626	5821	551502	Thyasiriidae		36
59	201626	5825	551547	Veneridae		3
59	201626	5829	552007	Periplomatidae		9
59	201626	1075	6117	Copepoda	P	0
59	201626	9360800	615404	Leuconidae		15
59	201626	5795	615405	Diastylidae		8
59	201626	5801	615408	Nannastacidae		12
59	201626	1223	616001	Anthuridae		1
59	201626	722	616902	Ampeliscidae		4
59	201626	732	616926	Photidae		1
59	201626	281	616942	Phoxocephalidae		6
59	201626	433	616943	Pleustidae		1
59	201626	575	616948	Stenothoidae		1
59	201626	1133	617101	Caprellidae		8

REPORT TO CZM ON SEDIMENT AND INFAUNA FROM OSV BOLD SURVEY

Station	Sample	Scode	Strcode	Taxon	Cond	Count
59	201626	1926	77	Phoronida		2
59	201626			Total		1522
60	201627	1065	3740	Anthozoa		4
60	201627	462	43	Nemertea		6
60	201627	2040	47	Nematoda	P	0
60	201627	4475	500104	Pholoidae		4
60	201627	2069	500113	Phyllodocidae		32
60	201627	2064	500123	Syllidae		3
60	201627	2071	500124	Nereidae		1
60	201627	2070	500125	Nephtyidae		7
60	201627	2065	500131	Lumbrineridae		32
60	201627	4673	500136	Dorvilleidae		3
60	201627	2062	500141	Paraonidae		55
60	201627	2068	500143	Spionidae		18
60	201627	5786	500146	Poecilochaetidae		1
60	201627	2066	500150	Cirratulidae		42
60	201627	5785	500152	Cossuridae		2
60	201627	1123	500154	Flabelligeridae		2
60	201627	9113590	500157	Scalibregmidae		1
60	201627	9113930	500158	Opheliidae		2
60	201627	2078	500160	Capitellidae		20
60	201627	2075	500163	Maldanidae		43
60	201627	3888	500164	Oweniidae		2
60	201627	2076	500167	Ampharetidae		93
60	201627	1338	500168	Terebellidae		12
60	201627	5788	500169	Trichobranchidae		53
60	201627	2079	500170	Sabellidae		53
60	201627	466	5004	Oligochaeta		2
60	201627	5833	510212	Turbinidae		1
60	201627	5816	510320	Rissoidae		1
60	201627	426	510602	Turridae		1
60	201627	5819	550202	Nuculidae		14
60	201627	5820	550204	Nuculanidae		4
60	201627	182	550701	Mytilidae		2
60	201627	5821	551502	Thyasiriidae		52
60	201627	5829	552007	Periplomatidae		17
60	201627	5836	560001	Dentaliidae		1
60	201627	9360800	615404	Leuconidae		3
60	201627	5795	615405	Diastylidae		1
60	201627	5794	616202	Idoteidae		1
60	201627	722	616902	Ampeliscidae		2
60	201627	7563920	616907	Argissidae		1
60	201627	259	616915	Corophiidae		2
60	201627	5793	616915	Unciolidae		1
60	201627	570	616921	Melitidae		1
60	201627	732	616926	Photidae		1
60	201627	281	616942	Phoxocephalidae		2
60	201627	575	616948	Stenothoidae		1

REPORT TO CZM ON SEDIMENT AND INFAUNA FROM OSV BOLD SURVEY

Station	Sample	Scode	Strcode	Taxon	Cond	Count
60	201627	5813	817204	Phyllophoridae		1
60	201627			Total		603
61	201628	1065	3740	Anthozoa		1
61	201628	462	43	Nemertea		9
61	201628	2040	47	Nematoda	P	0
61	201628	2077	500102	Polynoidae		4
61	201628	4475	500104	Pholoidae		4
61	201628	2069	500113	Phyllodocidae		48
61	201628	2064	500123	Syllidae		5
61	201628	2071	500124	Nereidae		4
61	201628	2070	500125	Nephtyidae		22
61	201628	4911	500126	Sphaerodoridae		1
61	201628	4674	500129	Onuphidae		1
61	201628	2065	500131	Lumbrineridae		68
61	201628	4673	500136	Dorvilleidae		4
61	201628	2062	500141	Paraonidae		111
61	201628	2068	500143	Spionidae		43
61	201628	5786	500146	Poecilochaetidae		3
61	201628	4620	500149	Chaetopteridae		1
61	201628	2066	500150	Cirratulidae		76
61	201628	5785	500152	Cossuridae		15
61	201628	1123	500154	Flabelligeridae		3
61	201628	2078	500160	Capitellidae		51
61	201628	2075	500163	Maldanidae		141
61	201628	2076	500167	Ampharetidae		25
61	201628	1338	500168	Terebellidae		17
61	201628	5788	500169	Trichobranchidae		114
61	201628	2079	500170	Sabellidae		88
61	201628	466	5004	Oligochaeta		3
61	201628	5816	510320	Rissoidae		6
61	201628	5817	511004	Cylichnidae		5
61	201628	5819	550202	Nuculidae		17
61	201628	5820	550204	Nuculanidae		8
61	201628	182	550701	Mytilidae		13
61	201628	5821	551502	Thyasiriidae		33
61	201628	5829	552007	Periplomatidae		9
61	201628	5836	560001	Dentaliidae		1
61	201628	1079	6110	Ostracoda	P	0
61	201628	1075	6117	Copepoda	P	0
61	201628	9360800	615404	Leuconidae		6
61	201628	5801	615408	Nannastacidae		7
61	201628	5794	616202	Idoteidae		1
61	201628	722	616902	Ampeliscidae		5
61	201628	5793	616915	Unciolidae		8
61	201628	570	616921	Melitidae		2
61	201628	732	616926	Photidae		1
61	201628	270	616927	Ischyroceridae		2
61	201628	3513	616934	Lysianassidae		1

REPORT TO CZM ON SEDIMENT AND INFAUNA FROM OSV BOLD SURVEY

Station	Sample	Scode	Strcode	Taxon	Cond	Count
61	201628	281	616942	Phoxocephalidae		10
61	201628	433	616943	Pleustidae		5
61	201628	5792	616944	Dulichidae		23
61	201628	5807	616997	Uristidae		1
61	201628	1133	617101	Caprellidae		1
61	201628	5802	812701	Ophiuridae		2
61	201628	5810	820101	Harrimaniidae		1
61	201628			Total		1030
62	201629	1065	3740	Anthozoa		3
62	201629	1279	3901	Turbellaria		2
62	201629	462	43	Nemertea		13
62	201629	2040	47	Nematoda	P	0
62	201629	2077	500102	Polynoidae		7
62	201629	4475	500104	Pholoidae		1
62	201629	2069	500113	Phyllodocidae		47
62	201629	2064	500123	Syllidae		1
62	201629	2071	500124	Nereidae		2
62	201629	2070	500125	Nephtyidae		25
62	201629	1856	500128	Goniadidae		1
62	201629	2065	500131	Lumbrineridae		35
62	201629	4673	500136	Dorvilleidae		7
62	201629	2062	500141	Paraonidae		91
62	201629	2068	500143	Spionidae		31
62	201629	5786	500146	Poecilochaetidae		4
62	201629	5785	500152	Cossuridae		15
62	201629	1123	500154	Flabelligeridae		6
62	201629	2078	500160	Capitellidae		69
62	201629	2075	500163	Maldanidae		44
62	201629	3888	500164	Oweniidae		2
62	201629	2076	500167	Ampharetidae		26
62	201629	1338	500168	Terebellidae		4
62	201629	5788	500169	Trichobranchidae		57
62	201629	2079	500170	Sabellidae		101
62	201629	19	5002	Archiannelida		1
62	201629	466	5004	Oligochaeta		3
62	201629	5816	510320	Rissoidae		2
62	201629	5814	540201	Chaetodermatidae		1
62	201629	5819	550202	Nuculidae		45
62	201629	5820	550204	Nuculanidae		5
62	201629	182	550701	Mytilidae		21
62	201629	5821	551502	Thyasiriidae		48
62	201629	5829	552007	Periplomatidae		19
62	201629	9360800	615404	Leuconidae		1
62	201629	5795	615405	Diastylidae		5
62	201629	5801	615408	Nannastacidae		2
62	201629	722	616902	Ampeliscidae		1
62	201629	259	616915	Corophiidae		3
62	201629	732	616926	Photidae		1

REPORT TO CZM ON SEDIMENT AND INFAUNA FROM OSV BOLD SURVEY

Station	Sample	Scode	Strcode	Taxon	Cond	Count
62	201629	270	616927	Ischyroceridae		1
62	201629	3513	616934	Lysianassidae		1
62	201629	281	616942	Phoxocephalidae		15
62	201629	1926	77	Phoronida		2
62	201629			Total		771
63	201630	462	43	Nemertea		7
63	201630	2040	47	Nematoda	P	0
63	201630	4475	500104	Pholoidae		1
63	201630	2069	500113	Phyllococidae		11
63	201630	2064	500123	Syllidae		1
63	201630	2071	500124	Nereidae		1
63	201630	2070	500125	Nephtyidae		22
63	201630	4911	500126	Sphaerodoridae		2
63	201630	2065	500131	Lumbrineridae		105
63	201630	4673	500136	Dorvilleidae		1
63	201630	2062	500141	Paraonidae		68
63	201630	2068	500143	Spionidae		18
63	201630	5786	500146	Poecilochaetidae		1
63	201630	2066	500150	Cirratulidae		49
63	201630	5785	500152	Cossuridae		9
63	201630	2078	500160	Capitellidae		25
63	201630	2075	500163	Maldanidae		3
63	201630	2076	500167	Ampharetidae		32
63	201630	1338	500168	Terebellidae		2
63	201630	5788	500169	Trichobranchidae		131
63	201630	2079	500170	Sabellidae		134
63	201630	19	5002	Archiannelida		1
63	201630	466	5004	Oligochaeta		1
63	201630	5816	510320	Rissoidae		1
63	201630	4511	510508	Nassariidae		1
63	201630	5819	550202	Nuculidae		1
63	201630	5820	550204	Nuculanidae		6
63	201630	182	550701	Mytilidae		1
63	201630	5821	551502	Thyasiriidae		40
63	201630	4588	551701	Myidae		1
63	201630	5829	552007	Periplomatidae		10
63	201630	9360800	615404	Leuconidae		7
63	201630	5801	615408	Nannastacidae		1
63	201630	732	616926	Photidae		1
63	201630	270	616927	Ischyroceridae		1
63	201630	281	616942	Phoxocephalidae		3
63	201630	433	616943	Pleustidae		1
63	201630	575	616948	Stenothoidae		2
63	201630			Total		702
64	201631	5806	370397	Corymorphidae		2
64	201631	462	43	Nemertea		13
64	201631	2040	47	Nematoda	P	0
64	201631	4475	500104	Pholoidae		11

REPORT TO CZM ON SEDIMENT AND INFAUNA FROM OSV BOLD SURVEY

Station	Sample	Scode	Strcode	Taxon	Cond	Count
64	201631	2069	500113	Phyllodocidae		8
64	201631	2064	500123	Syllidae		23
64	201631	2070	500125	Nephtyidae		74
64	201631	4911	500126	Sphaerodoridae		5
64	201631	1856	500128	Goniadidae		2
64	201631	2065	500131	Lumbrineridae		91
64	201631	4673	500136	Dorvilleidae		2
64	201631	2072	500140	Orbiniidae		2
64	201631	2062	500141	Paraonidae		302
64	201631	5791	500142	Apistobranchidae		1
64	201631	2068	500143	Spionidae		14
64	201631	5786	500146	Poecilochaetidae		18
64	201631	2066	500150	Cirratulidae		40
64	201631	5785	500152	Cossuridae		51
64	201631	1123	500154	Flabelligeridae		1
64	201631	2078	500160	Capitellidae		73
64	201631	2075	500163	Maldanidae		9
64	201631	2076	500167	Ampharetidae		38
64	201631	1338	500168	Terebellidae		71
64	201631	5788	500169	Trichobranchidae		402
64	201631	2079	500170	Sabellidae		540
64	201631	466	5004	Oligochaeta		6
64	201631	5819	550202	Nuculidae		1
64	201631	5820	550204	Nuculanidae		13
64	201631	5821	551502	Thyasiriidae		21
64	201631	4588	551701	Myidae		2
64	201631	5829	552007	Periplomatidae		1
64	201631	1079	6110	Ostracoda	P	0
64	201631	9360800	615404	Leuconidae		7
64	201631	5795	615405	Diastylidae		3
64	201631	7563920	616907	Argissidae		4
64	201631	732	616926	Photidae		7
64	201631	281	616942	Phoxocephalidae		1
64	201631	433	616943	Pleustidae		2
64	201631	575	616948	Stenothoidae		2
64	201631	1133	617101	Caprellidae		2
64	201631			Total		1865
65	201632	462	43	Nemertea		8
65	201632	2040	47	Nematoda	P	0
65	201632	2077	500102	Polynoidae		2
65	201632	4475	500104	Pholoidae		5
65	201632	2069	500113	Phyllodocidae		7
65	201632	2064	500123	Syllidae		6
65	201632	2070	500125	Nephtyidae		29
65	201632	4911	500126	Sphaerodoridae		4
65	201632	1856	500128	Goniadidae		1
65	201632	2065	500131	Lumbrineridae		71
65	201632	4673	500136	Dorvilleidae		4

REPORT TO CZM ON SEDIMENT AND INFAUNA FROM OSV BOLD SURVEY

Station	Sample	Scode	Strcode	Taxon	Cond	Count
65	201632	2062	500141	Paraonidae		264
65	201632	5791	500142	Apistobranchidae		2
65	201632	2068	500143	Spionidae		41
65	201632	5786	500146	Poecilochaetidae		8
65	201632	2066	500150	Cirratulidae		28
65	201632	5785	500152	Cossuridae		30
65	201632	9113930	500158	Opheliidae		1
65	201632	5787	500159	Sternaspidae		1
65	201632	2078	500160	Capitellidae		48
65	201632	2075	500163	Maldanidae		1
65	201632	2076	500167	Ampharetidae		37
65	201632	1338	500168	Terebellidae		17
65	201632	5788	500169	Trichobranchidae		257
65	201632	2079	500170	Sabellidae		154
65	201632	466	5004	Oligochaeta		2
65	201632	5819	550202	Nuculidae		3
65	201632	5820	550204	Nuculanidae		9
65	201632	5821	551502	Thyasiriidae		10
65	201632	425	551522	Cardiidae		1
65	201632	5829	552007	Periplomatidae		1
65	201632	5836	560001	Dentaliidae		1
65	201632	1079	6110	Ostracoda	P	0
65	201632	1075	6117	Copepoda	P	0
65	201632	9360800	615404	Leuconidae		14
65	201632	5795	615405	Diastylidae		1
65	201632	5801	615408	Nannastacidae		1
65	201632	7563920	616907	Argissidae		11
65	201632	732	616926	Photidae		2
65	201632	281	616942	Phoxocephalidae		1
65	201632	433	616943	Pleustidae		1
65	201632	5792	616944	Dulichidae		1
65	201632	575	616948	Stenothoidae		2
65	201632	1133	617101	Caprellidae		2
65	201632			Total		1089
66	201633	1065	3740	Anthozoa		1
66	201633	1279	3901	Turbellaria		1
66	201633	462	43	Nemertea		6
66	201633	2040	47	Nematoda	P	0
66	201633	2069	500113	Phyllodocidae		2
66	201633	2064	500123	Syllidae		8
66	201633	2070	500125	Nephtyidae		29
66	201633	4911	500126	Sphaerodoridae		2
66	201633	2065	500131	Lumbrineridae		69
66	201633	4673	500136	Dorvilleidae		1
66	201633	2062	500141	Paraonidae		323
66	201633	2068	500143	Spionidae		10
66	201633	5786	500146	Poecilochaetidae		1
66	201633	2066	500150	Cirratulidae		33

REPORT TO CZM ON SEDIMENT AND INFAUNA FROM OSV BOLD SURVEY

Station	Sample	Scode	Strcode	Taxon	Cond	Count
66	201633	5785	500152	Cossuridae		57
66	201633	1123	500154	Flabelligeridae		2
66	201633	2078	500160	Capitellidae		28
66	201633	2076	500167	Ampharetidae		12
66	201633	1338	500168	Terebellidae		8
66	201633	5788	500169	Trichobranchidae		48
66	201633	2079	500170	Sabellidae		150
66	201633	466	5004	Oligochaeta		1
66	201633	5819	550202	Nuculidae		9
66	201633	5820	550204	Nuculanidae		6
66	201633	5821	551502	Thyasiriidae		10
66	201633	5829	552007	Periplomatidae		2
66	201633	9360800	615404	Leuconidae		7
66	201633	5795	615405	Diastylidae		1
66	201633	5801	615408	Nannastacidae		1
66	201633	7563920	616907	Argissidae		2
66	201633	732	616926	Photidae		1
66	201633	731	616937	Oedicerotidae		1
66	201633	433	616943	Pleustidae		1
66	201633	575	616948	Stenothoidae		1
66	201633	1133	617101	Caprellidae		3
66	201633	5802	812701	Ophiuridae		1
66	201633			Total		838
67	201634	462	43	Nemertea		23
67	201634	2040	47	Nematoda	P	0
67	201634	4475	500104	Pholoidae		4
67	201634	2069	500113	Phyllodocidae		24
67	201634	2064	500123	Syllidae		34
67	201634	2070	500125	Nephtyidae		35
67	201634	4673	500136	Dorvilleidae		10
67	201634	2062	500141	Paraonidae		585
67	201634	2068	500143	Spionidae		29
67	201634	5786	500146	Poecilochaetidae		12
67	201634	2066	500150	Cirratulidae		23
67	201634	5785	500152	Cossuridae		142
67	201634	1123	500154	Flabelligeridae		1
67	201634	5787	500159	Sternaspidae		1
67	201634	2078	500160	Capitellidae		108
67	201634	2075	500163	Maldanidae		12
67	201634	3888	500164	Oweniidae		3
67	201634	2076	500167	Ampharetidae		54
67	201634	1338	500168	Terebellidae		87
67	201634	5788	500169	Trichobranchidae		329
67	201634	2079	500170	Sabellidae		676
67	201634	466	5004	Oligochaeta		3
67	201634	5819	550202	Nuculidae		2
67	201634	5820	550204	Nuculanidae		14
67	201634	5821	551502	Thyasiriidae		28

REPORT TO CZM ON SEDIMENT AND INFAUNA FROM OSV BOLD SURVEY

Station	Sample	Scode	Strcode	Taxon	Cond	Count
67	201634	4588	551701	Myidae		1
67	201634	5829	552007	Periplomatidae		1
67	201634	1079	6110	Ostracoda	P	0
67	201634	9360800	615404	Leuconidae		7
67	201634	7563920	616907	Argissidae		4
67	201634	732	616926	Photidae		6
67	201634	433	616943	Pleustidae		3
67	201634	5792	616944	Dulichidae		2
67	201634	575	616948	Stenothoidae		2
67	201634	5807	616997	Uristidae		1
67	201634	1133	617101	Caprellidae		2
67	201634			Total		2268
68	201635	5806	370397	Corymorphidae		1
68	201635	1279	3901	Turbellaria		1
68	201635	462	43	Nemertea		11
68	201635	2040	47	Nematoda	P	0
68	201635	2077	500102	Polynoidae		1
68	201635	4475	500104	Pholoidae		4
68	201635	2069	500113	Phyllodocidae		3
68	201635	2064	500123	Syllidae		6
68	201635	2071	500124	Nereidae		1
68	201635	2070	500125	Nephtyidae		26
68	201635	2065	500131	Lumbrineridae		48
68	201635	4673	500136	Dorvilleidae		5
68	201635	2072	500140	Orbiniidae		1
68	201635	2062	500141	Paraonidae		540
68	201635	5791	500142	Apistobranchidae		198
68	201635	2068	500143	Spionidae		39
68	201635	5786	500146	Poecilochaetidae		3
68	201635	2066	500150	Cirratulidae		12
68	201635	5785	500152	Cossuridae		78
68	201635	2078	500160	Capitellidae		96
68	201635	2075	500163	Maldanidae		1
68	201635	2076	500167	Ampharetidae		14
68	201635	1338	500168	Terebellidae		6
68	201635	5788	500169	Trichobranchidae		11
68	201635	2079	500170	Sabellidae		351
68	201635	466	5004	Oligochaeta		5
68	201635	5045	510376	Naticidae		2
68	201635	426	510602	Turridae		1
68	201635	5819	550202	Nuculidae		4
68	201635	5820	550204	Nuculanidae		7
68	201635	182	550701	Mytilidae		1
68	201635	5821	551502	Thyasiriidae		19
68	201635	4588	551701	Myidae		1
68	201635	5829	552007	Periplomatidae		3
68	201635	1079	6110	Ostracoda	P	0
68	201635	9360800	615404	Leuconidae		1

REPORT TO CZM ON SEDIMENT AND INFAUNA FROM OSV BOLD SURVEY

Station	Sample	Scode	Strcode	Taxon	Cond	Count
68	201635	7563920	616907	Argissidae		1
68	201635	5807	616997	Uristidae		1
68	201635	5802	812701	Ophiuridae		5
68	201635			Total		1508
69	201636	5806	370397	Corymorphidae		1
69	201636	462	43	Nemertea		16
69	201636	2040	47	Nematoda	P	0
69	201636	2077	500102	Polynoidae		1
69	201636	4475	500104	Pholoidae		4
69	201636	2069	500113	Phyllodocidae		3
69	201636	2064	500123	Syllidae		5
69	201636	2070	500125	Nephtyidae		21
69	201636	4911	500126	Sphaerodoridae		4
69	201636	2065	500131	Lumbrineridae		66
69	201636	4673	500136	Dorvilleidae		5
69	201636	2072	500140	Orbiniidae		1
69	201636	2062	500141	Paraonidae		368
69	201636	5791	500142	Apistobrachidae		54
69	201636	2068	500143	Spionidae		33
69	201636	5786	500146	Poecilochaetidae		2
69	201636	2066	500150	Cirratulidae		15
69	201636	5785	500152	Cossuridae		108
69	201636	2078	500160	Capitellidae		85
69	201636	3888	500164	Oweniidae		2
69	201636	2076	500167	Ampharetidae		11
69	201636	1338	500168	Terebellidae		6
69	201636	5788	500169	Trichobrachidae		11
69	201636	2079	500170	Sabellidae		609
69	201636	466	5004	Oligochaeta		6
69	201636	5816	510320	Rissoidae		1
69	201636	5819	550202	Nuculidae		19
69	201636	5820	550204	Nuculanidae		6
69	201636	5821	551502	Thyasiriidae		20
69	201636	1079	6110	Ostracoda	P	0
69	201636	1075	6117	Copepoda	P	0
69	201636	5811	615301	Mysidae		1
69	201636	9360800	615404	Leuconidae		6
69	201636	5795	615405	Diastylidae		6
69	201636	5800	616398	Paramunnidae		1
69	201636	7563920	616907	Argissidae		2
69	201636	732	616926	Photidae		1
69	201636	731	616937	Oedicerotidae		1
69	201636	433	616943	Pleustidae		3
69	201636	575	616948	Stenothoidae		2
69	201636	5802	812701	Ophiuridae		3
69	201636			Total		1509
70	201637	5804	370398	Acaulidae		1
70	201637	462	43	Nemertea		12

REPORT TO CZM ON SEDIMENT AND INFAUNA FROM OSV BOLD SURVEY

Station	Sample	Scode	Strcode	Taxon	Cond	Count
70	201637	2040	47	Nematoda	P	0
70	201637	2077	500102	Polynoidae		1
70	201637	4475	500104	Pholoidae		1
70	201637	2069	500113	Phyllodocidae		16
70	201637	2064	500123	Syllidae		7
70	201637	2070	500125	Nephtyidae		28
70	201637	4911	500126	Sphaerodoridae		1
70	201637	2065	500131	Lumbrineridae		51
70	201637	4673	500136	Dorvilleidae		4
70	201637	2072	500140	Orbiniidae		1
70	201637	2062	500141	Paraonidae		609
70	201637	5791	500142	Apistobrachidae		72
70	201637	2068	500143	Spionidae		38
70	201637	5786	500146	Poecilochaetidae		4
70	201637	2066	500150	Cirratulidae		13
70	201637	5785	500152	Cossuridae		103
70	201637	2078	500160	Capitellidae		68
70	201637	2075	500163	Maldanidae		1
70	201637	2076	500167	Ampharetidae		8
70	201637	1338	500168	Terebellidae		12
70	201637	5788	500169	Trichobrachidae		3
70	201637	2079	500170	Sabellidae		419
70	201637	466	5004	Oligochaeta		1
70	201637	5818	511009	Diaphanidae		1
70	201637	5819	550202	Nuculidae		6
70	201637	5820	550204	Nuculanidae		6
70	201637	5821	551502	Thyasiriidae		5
70	201637	5830	551539	Arcticidae		7
70	201637	4588	551701	Myidae		3
70	201637	1079	6110	Ostracoda	P	0
70	201637	1075	6117	Copepoda	P	0
70	201637	9360800	615404	Leuconidae		4
70	201637	5800	616398	Paramunnidae		1
70	201637	732	616926	Photidae		2
70	201637	731	616937	Oedicerotidae		1
70	201637	433	616943	Pleustidae		3
70	201637	5792	616944	Dulichidae		2
70	201637	575	616948	Stenothoidae		3
70	201637			Total		1518
71	201638	462	43	Nemertea		24
71	201638	2040	47	Nematoda	P	0
71	201638	4475	500104	Pholoidae		2
71	201638	2069	500113	Phyllodocidae		6
71	201638	2064	500123	Syllidae		8
71	201638	2070	500125	Nephtyidae		18
71	201638	4911	500126	Sphaerodoridae		2
71	201638	2065	500131	Lumbrineridae		76
71	201638	4673	500136	Dorvilleidae		4

REPORT TO CZM ON SEDIMENT AND INFAUNA FROM OSV BOLD SURVEY

Station	Sample	Scode	Strcode	Taxon	Cond	Count
71	201638	2072	500140	Orbiniidae		2
71	201638	2062	500141	Paraonidae		580
71	201638	5791	500142	Apistobrachidae		22
71	201638	2068	500143	Spionidae		71
71	201638	5786	500146	Poecilochaetidae		5
71	201638	2066	500150	Cirratulidae		15
71	201638	5785	500152	Cossuridae		65
71	201638	2078	500160	Capitellidae		107
71	201638	2075	500163	Maldanidae		1
71	201638	3888	500164	Oweniidae		4
71	201638	2076	500167	Ampharetidae		13
71	201638	1338	500168	Terebellidae		24
71	201638	5788	500169	Trichobrachidae		26
71	201638	2079	500170	Sabellidae		1190
71	201638	466	5004	Oligochaeta		2
71	201638	426	510602	Turridae		2
71	201638	5819	550202	Nuculidae		8
71	201638	5820	550204	Nuculanidae		11
71	201638	5821	551502	Thyasiriidae		29
71	201638	1079	6110	Ostracoda	P	0
71	201638	1075	6117	Copepoda	P	0
71	201638	9360800	615404	Leuconidae		12
71	201638	7563920	616907	Argissidae		4
71	201638	732	616926	Photidae		8
71	201638	731	616937	Oedicerotidae		2
71	201638	433	616943	Pleustidae		10
71	201638	5792	616944	Dulichidae		2
71	201638	575	616948	Stenothoidae		2
71	201638	1133	617101	Caprellidae		14
71	201638			Total		2371
72	201639	462	43	Nemertea		25
72	201639	2040	47	Nematoda	P	0
72	201639	2077	500102	Polynoidae		1
72	201639	4475	500104	Pholoidae		4
72	201639	2069	500113	Phyllodocidae		25
72	201639	2064	500123	Syllidae		29
72	201639	2070	500125	Nephtyidae		19
72	201639	4911	500126	Sphaerodoridae		1
72	201639	2065	500131	Lumbrineridae		95
72	201639	4673	500136	Dorvilleidae		16
72	201639	2062	500141	Paraonidae		521
72	201639	5791	500142	Apistobrachidae		9
72	201639	2068	500143	Spionidae		103
72	201639	5786	500146	Poecilochaetidae		4
72	201639	2066	500150	Cirratulidae		16
72	201639	5785	500152	Cossuridae		142
72	201639	2078	500160	Capitellidae		178
72	201639	2075	500163	Maldanidae		9

REPORT TO CZM ON SEDIMENT AND INFAUNA FROM OSV BOLD SURVEY

Station	Sample	Scode	Strcode	Taxon	Cond	Count
72	201639	3888	500164	Oweniidae		4
72	201639	2076	500167	Ampharetidae		34
72	201639	1338	500168	Terebellidae		113
72	201639	5788	500169	Trichobranchidae		194
72	201639	2079	500170	Sabellidae		2398
72	201639	466	5004	Oligochaeta		2
72	201639	426	510602	Turridae		1
72	201639	5819	550202	Nuculidae		1
72	201639	5820	550204	Nuculanidae		5
72	201639	5821	551502	Thyasiriidae		16
72	201639	5830	551539	Arcticidae		1
72	201639	5829	552007	Periplomatidae		1
72	201639	5836	560001	Dentaliidae		1
72	201639	1079	6110	Ostracoda	P	0
72	201639	1075	6117	Copepoda	P	0
72	201639	5811	615301	Mysidae		1
72	201639	9360800	615404	Leuconidae		10
72	201639	732	616926	Photidae		10
72	201639	731	616937	Oedicerotidae		2
72	201639	433	616943	Pleustidae		5
72	201639	5792	616944	Dulichidae		7
72	201639	575	616948	Stenothoidae		1
72	201639	5807	616997	Uristidae		1
72	201639	5802	812701	Ophiuridae		2
72	201639			Total		4007
73	201640	1065	3740	Anthozoa		1
73	201640	462	43	Nemertea		11
73	201640	2040	47	Nematoda	P	0
73	201640	2077	500102	Polynoidae		2
73	201640	4475	500104	Pholoidae		3
73	201640	2069	500113	Phyllodocidae		12
73	201640	2064	500123	Syllidae		19
73	201640	2071	500124	Nereidae		1
73	201640	2070	500125	Nephtyidae		16
73	201640	4911	500126	Sphaerodoridae		1
73	201640	2065	500131	Lumbrineridae		81
73	201640	4673	500136	Dorvilleidae		2
73	201640	2062	500141	Paraonidae		409
73	201640	2068	500143	Spionidae		69
73	201640	5786	500146	Poecilochaetidae		10
73	201640	2066	500150	Cirratulidae		22
73	201640	5785	500152	Cossuridae		41
73	201640	2078	500160	Capitellidae		85
73	201640	2075	500163	Maldanidae		10
73	201640	3888	500164	Oweniidae		2
73	201640	2076	500167	Ampharetidae		73
73	201640	1338	500168	Terebellidae		82
73	201640	5788	500169	Trichobranchidae		549

REPORT TO CZM ON SEDIMENT AND INFAUNA FROM OSV BOLD SURVEY

Station	Sample	Scode	Strcode	Taxon	Cond	Count
73	201640	2079	500170	Sabellidae		338
73	201640	466	5004	Oligochaeta		3
73	201640	5814	540201	Chaetodermatidae		1
73	201640	5819	550202	Nuculidae		13
73	201640	5820	550204	Nuculanidae		16
73	201640	5821	551502	Thyasiriidae		18
73	201640	202	551531	Tellinidae		3
73	201640	4588	551701	Myidae		1
73	201640	1079	6110	Ostracoda	P	0
73	201640	9360800	615404	Leuconidae		4
73	201640	732	616926	Photidae		5
73	201640	731	616937	Oedicerotidae		1
73	201640	5792	616944	Dulichidae		1
73	201640	575	616948	Stenothoidae		3
73	201640	1133	617101	Caprellidae		1
73	201640			Total		1909
74	201641	462	43	Nemertea		12
74	201641	2040	47	Nematoda	P	0
74	201641	2077	500102	Polynoidae		6
74	201641	4475	500104	Pholoidae		3
74	201641	2069	500113	Phyllodocidae		24
74	201641	2064	500123	Syllidae		8
74	201641	2070	500125	Nephtyidae		26
74	201641	2065	500131	Lumbrineridae		52
74	201641	4673	500136	Dorvilleidae		3
74	201641	2062	500141	Paraonidae		189
74	201641	2068	500143	Spionidae		55
74	201641	5786	500146	Poecilochaetidae		9
74	201641	2066	500150	Cirratulidae		26
74	201641	5785	500152	Cossuridae		39
74	201641	2078	500160	Capitellidae		53
74	201641	2075	500163	Maldanidae		15
74	201641	2076	500167	Ampharetidae		53
74	201641	1338	500168	Terebellidae		58
74	201641	5788	500169	Trichobranchidae		295
74	201641	2079	500170	Sabellidae		136
74	201641	466	5004	Oligochaeta		1
74	201641	5819	550202	Nuculidae		7
74	201641	5820	550204	Nuculanidae		4
74	201641	5821	551502	Thyasiriidae		18
74	201641	4588	551701	Myidae		1
74	201641	5836	560001	Dentaliidae		1
74	201641	1079	6110	Ostracoda	P	0
74	201641	1075	6117	Copepoda	P	0
74	201641	9360800	615404	Leuconidae		3
74	201641	5795	615405	Diastylidae		2
74	201641	732	616926	Photidae		3
74	201641	731	616937	Oedicerotidae		1

REPORT TO CZM ON SEDIMENT AND INFAUNA FROM OSV BOLD SURVEY

Station	Sample	Scode	Strcode	Taxon	Cond	Count
74	201641	281	616942	Phoxocephalidae		1
74	201641	433	616943	Pleustidae		2
74	201641	1133	617101	Caprellidae		4
74	201641			Total		1110
75	201642	1279	3901	Turbellaria		1
75	201642	462	43	Nemertea		15
75	201642	2040	47	Nematoda	P	0
75	201642	2077	500102	Polynoidae		2
75	201642	4475	500104	Pholoidae		3
75	201642	2069	500113	Phyllodocidae		14
75	201642	2064	500123	Syllidae		6
75	201642	2070	500125	Nephtyidae		27
75	201642	1856	500128	Goniadidae		1
75	201642	2065	500131	Lumbrineridae		46
75	201642	4673	500136	Dorvilleidae		2
75	201642	2072	500140	Orbiniidae		1
75	201642	2062	500141	Paraonidae		237
75	201642	5791	500142	Apistobrachidae		2
75	201642	2068	500143	Spionidae		38
75	201642	5786	500146	Poecilochaetidae		16
75	201642	2066	500150	Cirratulidae		41
75	201642	5785	500152	Cossuridae		65
75	201642	2078	500160	Capitellidae		59
75	201642	2075	500163	Maldanidae		3
75	201642	3888	500164	Oweniidae		2
75	201642	2076	500167	Ampharetidae		81
75	201642	1338	500168	Terebellidae		33
75	201642	5788	500169	Trichobrachidae		174
75	201642	2079	500170	Sabellidae		291
75	201642	19	5002	Archiannelida		1
75	201642	466	5004	Oligochaeta		7
75	201642	426	510602	Turridae		1
75	201642	5819	550202	Nuculidae		2
75	201642	5820	550204	Nuculanidae		9
75	201642	5821	551502	Thyasiriidae		44
75	201642	5829	552007	Periplomatidae		3
75	201642	1079	6110	Ostracoda	P	0
75	201642	1075	6117	Copepoda	P	0
75	201642	9360800	615404	Leuconidae		7
75	201642	5795	615405	Diastylidae		1
75	201642	7563920	616907	Argissidae		1
75	201642	732	616926	Photidae		5
75	201642	731	616937	Oedicerotidae		3
75	201642	433	616943	Pleustidae		1
75	201642	5792	616944	Dulichidae		4
75	201642	575	616948	Stenothoidae		4
75	201642	1187	72	Sipuncula		1
75	201642			Total		1254

REPORT TO CZM ON SEDIMENT AND INFAUNA FROM OSV BOLD SURVEY

Station	Sample	Scode	Strcode	Taxon	Cond	Count
76	201643	5806	370397	Corymorphidae		5
76	201643	462	43	Nemertea		10
76	201643	2040	47	Nematoda	P	0
76	201643	2077	500102	Polynoidae		2
76	201643	4475	500104	Pholoidae		2
76	201643	2069	500113	Phyllodocidae		21
76	201643	2064	500123	Syllidae		13
76	201643	2070	500125	Nephtyidae		17
76	201643	2065	500131	Lumbrineridae		49
76	201643	4673	500136	Dorvilleidae		3
76	201643	2072	500140	Orbiniidae		1
76	201643	2062	500141	Paraonidae		226
76	201643	2068	500143	Spionidae		80
76	201643	5786	500146	Poecilochaetidae		22
76	201643	2066	500150	Cirratulidae		30
76	201643	5785	500152	Cossuridae		79
76	201643	2078	500160	Capitellidae		48
76	201643	2075	500163	Maldanidae		10
76	201643	3888	500164	Oweniidae		4
76	201643	2076	500167	Ampharetidae		54
76	201643	1338	500168	Terebellidae		22
76	201643	5788	500169	Trichobranchidae		13
76	201643	2079	500170	Sabellidae		341
76	201643	466	5004	Oligochaeta		2
76	201643	5819	550202	Nuculidae		11
76	201643	5820	550204	Nuculanidae		6
76	201643	5821	551502	Thyasiriidae		53
76	201643	5830	551539	Arcticidae		1
76	201643	4588	551701	Myidae		2
76	201643	5829	552007	Periplomatidae		1
76	201643	1079	6110	Ostracoda	P	0
76	201643	1075	6117	Copepoda	P	0
76	201643	9360800	615404	Leuconidae		10
76	201643	5795	615405	Diastylidae		6
76	201643	7563920	616907	Argissidae		3
76	201643	732	616926	Photidae		1
76	201643	270	616927	Ischyroceridae		1
76	201643	731	616937	Oedicerotidae		2
76	201643	281	616942	Phoxocephalidae		1
76	201643	433	616943	Pleustidae		3
76	201643	1133	617101	Caprellidae		5
76	201643			Total		1160
77	201644	1065	3740	Anthozoa		2
77	201644	1279	3901	Turbellaria		1
77	201644	462	43	Nemertea		9
77	201644	2040	47	Nematoda	P	0
77	201644	4475	500104	Pholoidae		1
77	201644	2069	500113	Phyllodocidae		32

REPORT TO CZM ON SEDIMENT AND INFAUNA FROM OSV BOLD SURVEY

Station	Sample	Scode	Strcode	Taxon	Cond	Count
77	201644	2064	500123	Syllidae		8
77	201644	2070	500125	Nephtyidae		28
77	201644	4911	500126	Sphaerodoridae		2
77	201644	2065	500131	Lumbrineridae		24
77	201644	4673	500136	Dorvilleidae		5
77	201644	2072	500140	Orbiniidae		1
77	201644	2062	500141	Paraonidae		92
77	201644	2068	500143	Spionidae		45
77	201644	5786	500146	Poecilochaetidae		14
77	201644	2066	500150	Cirratulidae		29
77	201644	5785	500152	Cossuridae		32
77	201644	2078	500160	Capitellidae		24
77	201644	2075	500163	Maldanidae		7
77	201644	2076	500167	Ampharetidae		29
77	201644	1338	500168	Terebellidae		37
77	201644	5788	500169	Trichobranchidae		135
77	201644	2079	500170	Sabellidae		335
77	201644	19	5002	Archiannelida		1
77	201644	466	5004	Oligochaeta		1
77	201644	426	510602	Turridae		1
77	201644	5820	550204	Nuculanidae		3
77	201644	5821	551502	Thyasiriidae		5
77	201644	5830	551539	Arcticidae		1
77	201644	5829	552007	Periplomatidae		2
77	201644	5836	560001	Dentaliidae		1
77	201644	1079	6110	Ostracoda	P	0
77	201644	9360800	615404	Leuconidae		3
77	201644	5795	615405	Diastylidae		2
77	201644	7563920	616907	Argissidae		1
77	201644	732	616926	Photidae		2
77	201644	731	616937	Oedicerotidae		2
77	201644	281	616942	Phoxocephalidae		3
77	201644	433	616943	Pleustidae		7
77	201644	5792	616944	Dulichidae		2
77	201644	575	616948	Stenothoidae		8
77	201644	1133	617101	Caprellidae		5
77	201644			Total		942
78	201645	1279	3901	Turbellaria		2
78	201645	462	43	Nemertea		20
78	201645	2040	47	Nematoda	P	0
78	201645	4475	500104	Pholoidae		7
78	201645	2069	500113	Phyllodocidae		46
78	201645	2064	500123	Syllidae		25
78	201645	2070	500125	Nephtyidae		11
78	201645	2065	500131	Lumbrineridae		63
78	201645	4673	500136	Dorvilleidae		10
78	201645	2072	500140	Orbiniidae		2
78	201645	2062	500141	Paraonidae		182

REPORT TO CZM ON SEDIMENT AND INFAUNA FROM OSV BOLD SURVEY

Station	Sample	Scode	Strcode	Taxon	Cond	Count
78	201645	5791	500142	Apistobranchidae		2
78	201645	2068	500143	Spionidae		101
78	201645	5786	500146	Poecilochaetidae		28
78	201645	2066	500150	Cirratulidae		31
78	201645	5785	500152	Cossuridae		40
78	201645	9113930	500158	Opheliidae		1
78	201645	2078	500160	Capitellidae		88
78	201645	2075	500163	Maldanidae		18
78	201645	3888	500164	Oweniidae		2
78	201645	2076	500167	Ampharetidae		123
78	201645	1338	500168	Terebellidae		83
78	201645	5788	500169	Trichobranchidae		477
78	201645	2079	500170	Sabellidae		698
78	201645	466	5004	Oligochaeta		2
78	201645	426	510602	Turridae		2
78	201645	5819	550202	Nuculidae		15
78	201645	5820	550204	Nuculanidae		1
78	201645	5821	551502	Thyasiriidae		31
78	201645	4588	551701	Myidae		2
78	201645	5829	552007	Periplomatidae		1
78	201645	1079	6110	Ostracoda	P	0
78	201645	1075	6117	Copepoda	P	0
78	201645	9360800	615404	Leuconidae		6
78	201645	732	616926	Photidae		4
78	201645	731	616937	Oedicerotidae		3
78	201645	281	616942	Phoxocephalidae		2
78	201645	433	616943	Pleustidae		1
78	201645	5792	616944	Dulichidae		1
78	201645	5807	616997	Uristidae		2
78	201645	1133	617101	Caprellidae		1
78	201645	1926	77	Phoronida		1
78	201645	1892	811703	Asteriidae		2
78	201645			Total		2137
79	201646	1279	3901	Turbellaria		1
79	201646	462	43	Nemertea		10
79	201646	2040	47	Nematoda	P	0
79	201646	2077	500102	Polynoidae		1
79	201646	4475	500104	Pholoidae		1
79	201646	2069	500113	Phyllodocidae		29
79	201646	2064	500123	Syllidae		10
79	201646	2070	500125	Nephtyidae		14
79	201646	4911	500126	Sphaerodoridae		2
79	201646	2065	500131	Lumbrineridae		52
79	201646	4673	500136	Dorvilleidae		2
79	201646	2062	500141	Paraonidae		126
79	201646	2068	500143	Spionidae		84
79	201646	5786	500146	Poecilochaetidae		23
79	201646	2066	500150	Cirratulidae		39

REPORT TO CZM ON SEDIMENT AND INFAUNA FROM OSV BOLD SURVEY

Station	Sample	Scode	Strcode	Taxon	Cond	Count
79	201646	5785	500152	Cossuridae		16
79	201646	2078	500160	Capitellidae		52
79	201646	2075	500163	Maldanidae		8
79	201646	3888	500164	Oweniidae		1
79	201646	2076	500167	Ampharetidae		84
79	201646	1338	500168	Terebellidae		46
79	201646	5788	500169	Trichobranchidae		416
79	201646	2079	500170	Sabellidae		525
79	201646	466	5004	Oligochaeta		5
79	201646	426	510602	Turridae		1
79	201646	5819	550202	Nuculidae		3
79	201646	5820	550204	Nuculanidae		7
79	201646	182	550701	Mytilidae		1
79	201646	5821	551502	Thyasiriidae		37
79	201646	4588	551701	Myidae		1
79	201646	5829	552007	Periplomatidae		3
79	201646	5836	560001	Dentaliidae		1
79	201646	1079	6110	Ostracoda	P	0
79	201646	9360800	615404	Leuconidae		18
79	201646	5795	615405	Diastylidae		1
79	201646	732	616926	Photidae		1
79	201646	731	616937	Oedicerotidae		4
79	201646	433	616943	Pleustidae		2
79	201646	5792	616944	Dulichiiidae		2
79	201646	575	616948	Stenothoidae		2
79	201646	1133	617101	Caprellidae		4
79	201646			Total		1635
80	201647	462	43	Nemertea		3
80	201647	2040	47	Nematoda	P	0
80	201647	2077	500102	Polynoidae		2
80	201647	4475	500104	Pholoidae		5
80	201647	2069	500113	Phyllodocidae		13
80	201647	2064	500123	Syllidae		2
80	201647	2070	500125	Nephtyidae		17
80	201647	2065	500131	Lumbrineridae		80
80	201647	4673	500136	Dorvilleidae		3
80	201647	2072	500140	Orbiniidae		1
80	201647	2062	500141	Paraonidae		91
80	201647	2068	500143	Spionidae		22
80	201647	5786	500146	Poecilochaetidae		18
80	201647	2066	500150	Cirratulidae		26
80	201647	5785	500152	Cossuridae		6
80	201647	1123	500154	Flabelligeridae		1
80	201647	9113930	500158	Opheliidae		2
80	201647	2078	500160	Capitellidae		34
80	201647	2075	500163	Maldanidae		29
80	201647	2076	500167	Ampharetidae		139
80	201647	1338	500168	Terebellidae		37

REPORT TO CZM ON SEDIMENT AND INFAUNA FROM OSV BOLD SURVEY

Station	Sample	Scode	Strcode	Taxon	Cond	Count
80	201647	5788	500169	Trichobranchidae		392
80	201647	2079	500170	Sabellidae		43
80	201647	5816	510320	Rissoidae		20
80	201647	5817	511004	Cylichnidae		1
80	201647	5819	550202	Nuculidae		12
80	201647	5820	550204	Nuculanidae		6
80	201647	182	550701	Mytilidae		41
80	201647	5821	551502	Thyasiriidae		41
80	201647	425	551522	Cardiidae		1
80	201647	5830	551539	Arcticidae		1
80	201647	4588	551701	Myidae		2
80	201647	5829	552007	Periplomatidae		11
80	201647	5836	560001	Dentaliidae		3
80	201647	1079	6110	Ostracoda	P	0
80	201647	1075	6117	Copepoda	P	0
80	201647	9360800	615404	Leuconidae		8
80	201647	5795	615405	Diastylidae		4
80	201647	5801	615408	Nannastacidae		1
80	201647	5794	616202	Idoteidae		1
80	201647	722	616902	Ampeliscidae		3
80	201647	7563920	616907	Argissidae		2
80	201647	570	616921	Melitidae		1
80	201647	732	616926	Photidae		2
80	201647	731	616937	Oedicerotidae		5
80	201647	281	616942	Phoxocephalidae		7
80	201647	5792	616944	Dulichidae		1
80	201647	575	616948	Stenothoidae		4
80	201647	1133	617101	Caprellidae		2
80	201647	1187	72	Sipuncula		1
80	201647			Total		1147
82	201648	462	43	Nemertea		16
82	201648	2040	47	Nematoda	P	0
82	201648	2077	500102	Polynoidae		3
82	201648	4475	500104	Pholoidae		2
82	201648	2069	500113	Phyllodocidae		28
82	201648	2064	500123	Syllidae		7
82	201648	2071	500124	Nereidae		1
82	201648	2070	500125	Nephtyidae		19
82	201648	2065	500131	Lumbrineridae		65
82	201648	4673	500136	Dorvilleidae		6
82	201648	2072	500140	Orbiniidae		12
82	201648	2062	500141	Paraonidae		115
82	201648	2068	500143	Spionidae		79
82	201648	5786	500146	Poecilochaetidae		3
82	201648	2066	500150	Cirratulidae		26
82	201648	5785	500152	Cossuridae		5
82	201648	1123	500154	Flabelligeridae		2
82	201648	2078	500160	Capitellidae		34

REPORT TO CZM ON SEDIMENT AND INFAUNA FROM OSV BOLD SURVEY

Station	Sample	Scode	Strcode	Taxon	Cond	Count
82	201648	2075	500163	Maldanidae		13
82	201648	2076	500167	Ampharetidae		108
82	201648	1338	500168	Terebellidae		32
82	201648	5788	500169	Trichobranchidae		130
82	201648	2079	500170	Sabellidae		192
82	201648	466	5004	Oligochaeta		2
82	201648	5817	511004	Cylichnidae		2
82	201648	5819	550202	Nuculidae		2
82	201648	5820	550204	Nuculanidae		4
82	201648	182	550701	Mytilidae		16
82	201648	5821	551502	Thyasiriidae		30
82	201648	4588	551701	Myidae		3
82	201648	5829	552007	Periplomatidae		8
82	201648	1079	6110	Ostracoda	P	0
82	201648	1075	6117	Copepoda	P	0
82	201648	9360800	615404	Leuconidae		3
82	201648	5795	615405	Diastylidae		1
82	201648	5801	615408	Nannastacidae		1
82	201648	7563920	616907	Argissidae		1
82	201648	570	616921	Melitidae		1
82	201648	732	616926	Photidae		1
82	201648	731	616937	Oedicerotidae		1
82	201648	281	616942	Phoxocephalidae		3
82	201648	433	616943	Pleustidae		1
82	201648	575	616948	Stenothoidae		1
82	201648	1133	617101	Caprellidae		1
82	201648	1187	72	Sipuncula		1
82	201648	5802	812701	Ophiuridae		1
82	201648	5810	820101	Harrimaniidae		1
82	201648			Total		983
83	201649	1065	3740	Anthozoa		1
83	201649	1279	3901	Turbellaria		1
83	201649	462	43	Nemertea		14
83	201649	2040	47	Nematoda	P	0
83	201649	4475	500104	Pholoidae		6
83	201649	2069	500113	Phyllodocidae		22
83	201649	2064	500123	Syllidae		1
83	201649	2071	500124	Nereidae		4
83	201649	2070	500125	Nephtyidae		32
83	201649	4911	500126	Sphaerodoridae		1
83	201649	2065	500131	Lumbrineridae		21
83	201649	4673	500136	Dorvilleidae		1
83	201649	2072	500140	Orbiniidae		5
83	201649	2062	500141	Paraonidae		48
83	201649	5791	500142	Apistobranchidae		1
83	201649	2068	500143	Spionidae		124
83	201649	5786	500146	Poecilochaetidae		4
83	201649	2066	500150	Cirratulidae		33

REPORT TO CZM ON SEDIMENT AND INFAUNA FROM OSV BOLD SURVEY

Station	Sample	Scode	Strcode	Taxon	Cond	Count
83	201649	5785	500152	Cossuridae		3
83	201649	9113930	500158	Opheliidae		1
83	201649	2078	500160	Capitellidae		22
83	201649	2075	500163	Maldanidae		24
83	201649	3888	500164	Oweniidae		1
83	201649	2076	500167	Ampharetidae		169
83	201649	1338	500168	Terebellidae		12
83	201649	5788	500169	Trichobranchidae		138
83	201649	2079	500170	Sabellidae		67
83	201649	466	5004	Oligochaeta		1
83	201649	2097	51	Gastropoda		1
83	201649	5816	510320	Rissoidae		4
83	201649	426	510602	Turridae		3
83	201649	5817	511004	Cylichnidae		5
83	201649	5834	511013	Retusidae		1
83	201649	5819	550202	Nuculidae		4
83	201649	5820	550204	Nuculanidae		1
83	201649	182	550701	Mytilidae		17
83	201649	5821	551502	Thyasiriidae		27
83	201649	5824	551519	Astartidae		3
83	201649	4588	551701	Myidae		1
83	201649	5829	552007	Periplomatidae		5
83	201649	5836	560001	Dentaliidae		2
83	201649	1079	6110	Ostracoda	P	0
83	201649	9360800	615404	Leuconidae		3
83	201649	5795	615405	Diastylidae		2
83	201649	5801	615408	Nannastacidae		7
83	201649	5800	616398	Paramunnidae		4
83	201649	722	616902	Ampeliscidae		1
83	201649	7563920	616907	Argissidae		6
83	201649	259	616915	Corophiidae		1
83	201649	5793	616915	Unciolidae		4
83	201649	732	616926	Photidae		1
83	201649	9565460	616935	Melphidippidae		2
83	201649	731	616937	Oedicerotidae		4
83	201649	281	616942	Phoxocephalidae		5
83	201649	575	616948	Stenothoidae		2
83	201649	1133	617101	Caprellidae		4
83	201649	1187	72	Sipuncula		2
83	201649	1926	77	Phoronida		2
83	201649			Total		881
84	201650	5806	370397	Corymorphidae		2
84	201650	1065	3740	Anthozoa		2
84	201650	462	43	Nemertea		7
84	201650	2040	47	Nematoda	P	0
84	201650	2077	500102	Polynoidae		1
84	201650	2069	500113	Phyllodocidae		18
84	201650	2064	500123	Syllidae		3

REPORT TO CZM ON SEDIMENT AND INFAUNA FROM OSV BOLD SURVEY

Station	Sample	Scode	Strcode	Taxon	Cond	Count
84	201650	2070	500125	Nephtyidae		13
84	201650	2065	500131	Lumbrineridae		39
84	201650	4673	500136	Dorvilleidae		3
84	201650	2072	500140	Orbiniidae		4
84	201650	2062	500141	Paraonidae		78
84	201650	2068	500143	Spionidae		48
84	201650	5786	500146	Poecilochaetidae		3
84	201650	2066	500150	Cirratulidae		21
84	201650	5785	500152	Cossuridae		8
84	201650	1123	500154	Flabelligeridae		1
84	201650	2078	500160	Capitellidae		36
84	201650	2075	500163	Maldanidae		165
84	201650	3888	500164	Oweniidae		4
84	201650	2076	500167	Ampharetidae		186
84	201650	1338	500168	Terebellidae		22
84	201650	5788	500169	Trichobranchidae		57
84	201650	2079	500170	Sabellidae		45
84	201650	466	5004	Oligochaeta		1
84	201650	5816	510320	Rissoidae		1
84	201650	5814	540201	Chaetodermatidae		1
84	201650	5819	550202	Nuculidae		8
84	201650	5820	550204	Nuculanidae		2
84	201650	182	550701	Mytilidae		3
84	201650	5821	551502	Thyasiriidae		34
84	201650	5829	552007	Periplomatidae		17
84	201650	1079	6110	Ostracoda	P	0
84	201650	9360800	615404	Leuconidae		7
84	201650	5795	615405	Diastylidae		1
84	201650	5794	616202	Idoteidae		1
84	201650	722	616902	Ampeliscidae		1
84	201650	7563920	616907	Argissidae		6
84	201650	5793	616915	Unciolidae		3
84	201650	732	616926	Photidae		8
84	201650	270	616927	Ischyroceridae		2
84	201650	9565460	616935	Melphidippidae		1
84	201650	731	616937	Oedicerotidae		7
84	201650	281	616942	Phoxocephalidae		10
84	201650	433	616943	Pleustidae		3
84	201650	5792	616944	Dulichidae		4
84	201650	575	616948	Stenothoidae		1
84	201650	1133	617101	Caprellidae		2
84	201650	1187	72	Sipuncula		2
84	201650			Total		892
85	201651	462	43	Nemertea		30
85	201651	2040	47	Nematoda	P	0
85	201651	2077	500102	Polynoidae		6
85	201651	4475	500104	Pholoidae		2
85	201651	2069	500113	Phyllodocidae		49

REPORT TO CZM ON SEDIMENT AND INFAUNA FROM OSV BOLD SURVEY

Station	Sample	Scode	Strcode	Taxon	Cond	Count
85	201651	2064	500123	Syllidae		13
85	201651	2071	500124	Nereidae		2
85	201651	2070	500125	Nephtyidae		17
85	201651	4911	500126	Sphaerodoridae		9
85	201651	2065	500131	Lumbrineridae		70
85	201651	4673	500136	Dorvilleidae		15
85	201651	2072	500140	Orbiniidae		32
85	201651	2062	500141	Paraonidae		209
85	201651	5791	500142	Apistobanchidae		1
85	201651	2068	500143	Spionidae		289
85	201651	5786	500146	Poecilochaetidae		43
85	201651	4620	500149	Chaetopteridae		1
85	201651	2066	500150	Cirratulidae		48
85	201651	5785	500152	Cossuridae		4
85	201651	1123	500154	Flabelligeridae		2
85	201651	9113590	500157	Scalibregmidae		2
85	201651	2078	500160	Capitellidae		49
85	201651	2075	500163	Maldanidae		28
85	201651	3888	500164	Oweniidae		5
85	201651	2076	500167	Ampharetidae		226
85	201651	1338	500168	Terebellidae		15
85	201651	5788	500169	Trichobanchidae		170
85	201651	2079	500170	Sabellidae		351
85	201651	466	5004	Oligochaeta		4
85	201651	5816	510320	Rissoidae		16
85	201651	5817	511004	Cylichnidae		3
85	201651	5819	550202	Nuculidae		33
85	201651	5820	550204	Nuculanidae		5
85	201651	182	550701	Mytilidae		8
85	201651	5821	551502	Thyasiriidae		75
85	201651	4588	551701	Myidae		1
85	201651	5829	552007	Periplomatidae		44
85	201651	5836	560001	Dentaliidae		3
85	201651	1079	6110	Ostracoda	P	0
85	201651	1075	6117	Copepoda	P	0
85	201651	9360800	615404	Leuconidae		13
85	201651	5795	615405	Diastylidae		4
85	201651	5801	615408	Nannastacidae		3
85	201651	722	616902	Ampeliscidae		1
85	201651	7563920	616907	Argissidae		5
85	201651	732	616926	Photidae		6
85	201651	731	616937	Oedicerotidae		12
85	201651	281	616942	Phoxocephalidae		6
85	201651	5792	616944	Dulichidae		4
85	201651	575	616948	Stenothoidae		5
85	201651	1133	617101	Caprellidae		8
85	201651	1187	72	Sipuncula		1
85	201651			Total		1948

REPORT TO CZM ON SEDIMENT AND INFAUNA FROM OSV BOLD SURVEY

Station	Sample	Scode	Strcode	Taxon	Cond	Count
86	201652	1065	3740	Anthozoa		1
86	201652	462	43	Nemertea		20
86	201652	2040	47	Nematoda	P	0
86	201652	2077	500102	Polynoidae		6
86	201652	2069	500113	Phyllodocidae		50
86	201652	2064	500123	Syllidae		10
86	201652	2071	500124	Nereidae		1
86	201652	2070	500125	Nephtyidae		28
86	201652	4911	500126	Sphaerodoridae		3
86	201652	2065	500131	Lumbrineridae		65
86	201652	4673	500136	Dorvilleidae		1
86	201652	2072	500140	Orbiniidae		16
86	201652	2062	500141	Paraonidae		129
86	201652	5791	500142	Apistobrachidae		3
86	201652	2068	500143	Spionidae		111
86	201652	5786	500146	Poecilochaetidae		9
86	201652	2066	500150	Cirratulidae		45
86	201652	5785	500152	Cossuridae		6
86	201652	1123	500154	Flabelligeridae		3
86	201652	5787	500159	Sternaspidae		1
86	201652	2078	500160	Capitellidae		32
86	201652	2075	500163	Maldanidae		7
86	201652	3888	500164	Oweniidae		1
86	201652	2076	500167	Ampharetidae		220
86	201652	1338	500168	Terebellidae		10
86	201652	5788	500169	Trichobrachidae		157
86	201652	2079	500170	Sabellidae		189
86	201652	5816	510320	Rissoidae		17
86	201652	5819	550202	Nuculidae		5
86	201652	5820	550204	Nuculanidae		3
86	201652	182	550701	Mytilidae		1
86	201652	5821	551502	Thyasiriidae		40
86	201652	5829	552007	Periplomatidae		6
86	201652	1075	6117	Copepoda	P	0
86	201652	9360800	615404	Leuconidae		19
86	201652	5800	616398	Paramunnidae		1
86	201652	722	616902	Ampeliscidae		1
86	201652	7563920	616907	Argissidae		4
86	201652	731	616937	Oedicerotidae		11
86	201652	281	616942	Phoxocephalidae		1
86	201652	575	616948	Stenothoidae		3
86	201652	1133	617101	Caprellidae		5
86	201652	5810	820101	Harrimaniidae		1
86	201652			Total		1242
87	201653	1065	3740	Anthozoa		1
87	201653	462	43	Nemertea		14
87	201653	2040	47	Nematoda	P	0
87	201653	2077	500102	Polynoidae		8

REPORT TO CZM ON SEDIMENT AND INFAUNA FROM OSV BOLD SURVEY

Station	Sample	Scode	Strcode	Taxon	Cond	Count
87	201653	4475	500104	Pholoidae		1
87	201653	2069	500113	Phyllodocidae		14
87	201653	2064	500123	Syllidae		9
87	201653	2070	500125	Nephtyidae		25
87	201653	1856	500128	Goniadidae		1
87	201653	2065	500131	Lumbrineridae		90
87	201653	4673	500136	Dorvilleidae		11
87	201653	2072	500140	Orbiniidae		2
87	201653	2062	500141	Paraonidae		401
87	201653	5791	500142	Apistobranchidae		1
87	201653	2068	500143	Spionidae		136
87	201653	5786	500146	Poecilochaetidae		5
87	201653	2066	500150	Cirratulidae		67
87	201653	5785	500152	Cossuridae		42
87	201653	1123	500154	Flabelligeridae		1
87	201653	2078	500160	Capitellidae		160
87	201653	2075	500163	Maldanidae		8
87	201653	2076	500167	Ampharetidae		201
87	201653	1338	500168	Terebellidae		24
87	201653	5788	500169	Trichobranchidae		225
87	201653	2079	500170	Sabellidae		406
87	201653	466	5004	Oligochaeta		16
87	201653	5816	510320	Rissoidae		2
87	201653	5819	550202	Nuculidae		3
87	201653	5820	550204	Nuculanidae		7
87	201653	5821	551502	Thyasiriidae		8
87	201653	5830	551539	Arcticidae		3
87	201653	5836	560001	Dentaliidae		1
87	201653	1079	6110	Ostracoda	P	0
87	201653	9360800	615404	Leuconidae		14
87	201653	5795	615405	Diastylidae		1
87	201653	7563920	616907	Argissidae		3
87	201653	732	616926	Photidae		9
87	201653	731	616937	Oedicerotidae		4
87	201653	433	616943	Pleustidae		2
87	201653	5792	616944	Dulichiiidae		3
87	201653	575	616948	Stenothoidae		2
87	201653	1133	617101	Caprellidae		1
87	201653	1187	72	Sipuncula		1
87	201653	5802	812701	Ophiuridae		1
87	201653			Total		1934
89	201654	1065	3740	Anthozoa		5
89	201654	462	43	Nemertea		25
89	201654	2040	47	Nematoda	P	0
89	201654	2077	500102	Polynoidae		4
89	201654	4475	500104	Pholoidae		8
89	201654	2069	500113	Phyllodocidae		33
89	201654	2064	500123	Syllidae		7

REPORT TO CZM ON SEDIMENT AND INFAUNA FROM OSV BOLD SURVEY

Station	Sample	Scode	Strcode	Taxon	Cond	Count
89	201654	2070	500125	Nephtyidae		27
89	201654	2065	500131	Lumbrineridae		37
89	201654	4673	500136	Dorvilleidae		3
89	201654	2062	500141	Paraonidae		82
89	201654	2068	500143	Spionidae		620
89	201654	2066	500150	Cirratulidae		16
89	201654	5785	500152	Cossuridae		8
89	201654	9113590	500157	Scalibregmidae		1
89	201654	9113930	500158	Opheliidae		1
89	201654	2078	500160	Capitellidae		85
89	201654	2075	500163	Maldanidae		75
89	201654	3888	500164	Oweniidae		15
89	201654	2076	500167	Ampharetidae		20
89	201654	1338	500168	Terebellidae		5
89	201654	5788	500169	Trichobranchidae		2
89	201654	2079	500170	Sabellidae		233
89	201654	5247	510504	Buccinidae		1
89	201654	426	510602	Turridae		1
89	201654	5814	540201	Chaetodermatidae		1
89	201654	5819	550202	Nuculidae		92
89	201654	5820	550204	Nuculanidae		3
89	201654	182	550701	Mytilidae		6
89	201654	5821	551502	Thyasiriidae		49
89	201654	5829	552007	Periplomatidae		4
89	201654	1079	6110	Ostracoda	P	0
89	201654	9360800	615404	Leuconidae		3
89	201654	5795	615405	Diastylidae		2
89	201654	5794	616202	Idoteidae		6
89	201654	722	616902	Ampeliscidae		1
89	201654	7563920	616907	Argissidae		11
89	201654	5793	616915	Unciolidae		1
89	201654	732	616926	Photidae		20
89	201654	270	616927	Ischyroceridae		2
89	201654	731	616937	Oedicerotidae		2
89	201654	281	616942	Phoxocephalidae		6
89	201654	433	616943	Pleustidae		5
89	201654	5792	616944	Dulichidae		13
89	201654	575	616948	Stenothoidae		1
89	201654	1926	77	Phoronida		1
89	201654			Total		1543
90	201655	462	43	Nemertea		20
90	201655	2040	47	Nematoda	P	0
90	201655	2077	500102	Polynoidae		1
90	201655	4475	500104	Pholoidae		3
90	201655	2069	500113	Phyllodocidae		11
90	201655	2064	500123	Syllidae		4
90	201655	2070	500125	Nephtyidae		15
90	201655	2065	500131	Lumbrineridae		33

REPORT TO CZM ON SEDIMENT AND INFAUNA FROM OSV BOLD SURVEY

Station	Sample	Scode	Strcode	Taxon	Cond	Count
90	201655	4673	500136	Dorvilleidae		8
90	201655	2062	500141	Paraonidae		244
90	201655	5791	500142	Apistobrachidae		1
90	201655	2068	500143	Spionidae		103
90	201655	5786	500146	Poecilochaetidae		3
90	201655	4620	500149	Chaetopteridae		1
90	201655	2066	500150	Cirratulidae		39
90	201655	5785	500152	Cossuridae		106
90	201655	5787	500159	Sternaspidae		3
90	201655	2078	500160	Capitellidae		105
90	201655	2075	500163	Maldanidae		9
90	201655	3888	500164	Oweniidae		2
90	201655	2076	500167	Ampharetidae		8
90	201655	1338	500168	Terebellidae		11
90	201655	5788	500169	Trichobrachidae		8
90	201655	2079	500170	Sabellidae		248
90	201655	466	5004	Oligochaeta		15
90	201655	5814	540201	Chaetodermatidae		1
90	201655	5819	550202	Nuculidae		19
90	201655	5820	550204	Nuculanidae		4
90	201655	5821	551502	Thyasiriidae		10
90	201655	5830	551539	Arcticidae		1
90	201655	5829	552007	Periplomatidae		2
90	201655	5836	560001	Dentaliidae		2
90	201655	1079	6110	Ostracoda	P	0
90	201655	9360800	615404	Leuconidae		4
90	201655	5795	615405	Diastylidae		1
90	201655	5801	615408	Nannastacidae		1
90	201655	7563920	616907	Argissidae		1
90	201655	732	616926	Photidae		5
90	201655	731	616937	Oedicerotidae		1
90	201655	281	616942	Phoxocephalidae		1
90	201655	433	616943	Pleustidae		1
90	201655	5792	616944	Dulichidae		2
90	201655			Total		1057
91	201656	5806	370397	Corymorphidae		3
91	201656	1065	3740	Anthozoa		2
91	201656	1279	3901	Turbellaria		3
91	201656	462	43	Nemertea		13
91	201656	2040	47	Nematoda	P	0
91	201656	4475	500104	Pholoidae		8
91	201656	2069	500113	Phyllodocidae		9
91	201656	2064	500123	Syllidae		3
91	201656	2070	500125	Nephtyidae		19
91	201656	4911	500126	Sphaerodoridae		2
91	201656	2065	500131	Lumbrineridae		59
91	201656	4673	500136	Dorvilleidae		2
91	201656	2062	500141	Paraonidae		439

REPORT TO CZM ON SEDIMENT AND INFAUNA FROM OSV BOLD SURVEY

Station	Sample	Scode	Strcode	Taxon	Cond	Count
91	201656	5791	500142	Apistobranchidae		2
91	201656	2068	500143	Spionidae		126
91	201656	5786	500146	Poecilochaetidae		1
91	201656	2066	500150	Cirratulidae		10
91	201656	5785	500152	Cossuridae		120
91	201656	2078	500160	Capitellidae		40
91	201656	2075	500163	Maldanidae		16
91	201656	3888	500164	Oweniidae		4
91	201656	2076	500167	Ampharetidae		17
91	201656	5788	500169	Trichobranchidae		2
91	201656	2079	500170	Sabellidae		934
91	201656	466	5004	Oligochaeta		1
91	201656	5819	550202	Nuculidae		50
91	201656	5820	550204	Nuculanidae		14
91	201656	182	550701	Mytilidae		1
91	201656	5821	551502	Thyasiriidae		37
91	201656	5830	551539	Arcticidae		2
91	201656	5829	552007	Periplomatidae		3
91	201656	5836	560001	Dentaliidae		3
91	201656	1079	6110	Ostracoda	P	0
91	201656	9360800	615404	Leuconidae		5
91	201656	5795	615405	Diastylidae		2
91	201656	7563920	616907	Argissidae		2
91	201656	732	616926	Photidae		22
91	201656	270	616927	Ischyroceridae		1
91	201656	3513	616934	Lysianassidae		1
91	201656	731	616937	Oedicerotidae		2
91	201656	433	616943	Pleustidae		7
91	201656	5792	616944	Dulichidae		4
91	201656	575	616948	Stenothoidae		5
91	201656	1133	617101	Caprellidae		2
91	201656	1892	811703	Asteriidae		1
91	201656			Total		1999
92	201657	1065	3740	Anthozoa		11
92	201657	1279	3901	Turbellaria		2
92	201657	462	43	Nemertea		13
92	201657	2040	47	Nematoda	P	0
92	201657	2077	500102	Polynoidae		4
92	201657	4475	500104	Pholoidae		7
92	201657	2069	500113	Phyllodocidae		18
92	201657	2064	500123	Syllidae		4
92	201657	2070	500125	Nephtyidae		15
92	201657	4911	500126	Sphaerodoridae		1
92	201657	2065	500131	Lumbrineridae		35
92	201657	4673	500136	Dorvilleidae		13
92	201657	2062	500141	Paraonidae		259
92	201657	2068	500143	Spionidae		227
92	201657	5786	500146	Poecilochaetidae		10

REPORT TO CZM ON SEDIMENT AND INFAUNA FROM OSV BOLD SURVEY

Station	Sample	Scode	Strcode	Taxon	Cond	Count
92	201657	2066	500150	Cirratulidae		16
92	201657	5785	500152	Cossuridae		114
92	201657	5787	500159	Sternaspidae		1
92	201657	2078	500160	Capitellidae		149
92	201657	2075	500163	Maldanidae		16
92	201657	2076	500167	Ampharetidae		21
92	201657	1338	500168	Terebellidae		2
92	201657	5788	500169	Trichobranchidae		1
92	201657	2079	500170	Sabellidae		766
92	201657	466	5004	Oligochaeta		4
92	201657	5819	550202	Nuculidae		52
92	201657	5820	550204	Nuculanidae		3
92	201657	182	550701	Mytilidae		3
92	201657	5821	551502	Thyasiriidae		6
92	201657	5830	551539	Arcticidae		2
92	201657	5829	552007	Periplomatidae		1
92	201657	5822	552008	Thraciidae		1
92	201657	1079	6110	Ostracoda	P	0
92	201657	9360800	615404	Leuconidae		3
92	201657	5795	615405	Diastylidae		1
92	201657	5794	616202	Idoteidae		1
92	201657	5800	616398	Paramunnidae		1
92	201657	7563920	616907	Argissidae		3
92	201657	732	616926	Photidae		10
92	201657	731	616937	Oedicerotidae		2
92	201657	433	616943	Pleustidae		1
92	201657	5792	616944	Dulichidae		1
92	201657	1133	617101	Caprellidae		3
92	201657	1926	77	Phoronida		1
92	201657			Total		1804
93	201658	1065	3740	Anthozoa		8
93	201658	1279	3901	Turbellaria		1
93	201658	462	43	Nemertea		21
93	201658	2040	47	Nematoda	P	0
93	201658	2077	500102	Polynoidae		1
93	201658	4475	500104	Pholoidae		6
93	201658	2069	500113	Phyllodocidae		49
93	201658	2064	500123	Syllidae		9
93	201658	2070	500125	Nephtyidae		20
93	201658	4911	500126	Sphaerodoridae		2
93	201658	2065	500131	Lumbrineridae		53
93	201658	4673	500136	Dorvilleidae		34
93	201658	2062	500141	Paraonidae		708
93	201658	5791	500142	Apistobranchidae		3
93	201658	2068	500143	Spionidae		192
93	201658	5786	500146	Poecilochaetidae		17
93	201658	2066	500150	Cirratulidae		13
93	201658	5785	500152	Cossuridae		656

REPORT TO CZM ON SEDIMENT AND INFAUNA FROM OSV BOLD SURVEY

Station	Sample	Scode	Strcode	Taxon	Cond	Count
93	201658	2078	500160	Capitellidae		120
93	201658	2075	500163	Maldanidae		8
93	201658	3888	500164	Oweniidae		2
93	201658	2076	500167	Ampharetidae		15
93	201658	1338	500168	Terebellidae		15
93	201658	5788	500169	Trichobranchidae		2
93	201658	2079	500170	Sabellidae		1658
93	201658	19	5002	Archiannelida		1
93	201658	466	5004	Oligochaeta		7
93	201658	5819	550202	Nuculidae		140
93	201658	5820	550204	Nuculanidae		6
93	201658	182	550701	Mytilidae		1
93	201658	5821	551502	Thyasiriidae		9
93	201658	5830	551539	Arcticidae		7
93	201658	5836	560001	Dentaliidae		2
93	201658	1079	6110	Ostracoda	P	0
93	201658	1075	6117	Copepoda	P	0
93	201658	9360800	615404	Leuconidae		2
93	201658	5795	615405	Diastylidae		2
93	201658	5801	615408	Nannastacidae		1
93	201658	5800	616398	Paramunnidae		2
93	201658	7563920	616907	Argissidae		1
93	201658	732	616926	Photidae		6
93	201658	731	616937	Oedicerotidae		5
93	201658	433	616943	Pleustidae		14
93	201658	5792	616944	Dulichidae		2
93	201658	1133	617101	Caprellidae		9
93	201658			Total		3830
94	201659	5806	370397	Corymorphidae		6
94	201659	1065	3740	Anthozoa		2
94	201659	1279	3901	Turbellaria		3
94	201659	462	43	Nemertea		15
94	201659	2040	47	Nematoda	P	0
94	201659	4475	500104	Pholoidae		3
94	201659	2069	500113	Phyllodocidae		26
94	201659	2064	500123	Syllidae		2
94	201659	2070	500125	Nephtyidae		14
94	201659	2065	500131	Lumbrineridae		34
94	201659	4673	500136	Dorvilleidae		19
94	201659	2062	500141	Paraonidae		1001
94	201659	5791	500142	Apistobranchidae		2
94	201659	2068	500143	Spionidae		388
94	201659	5786	500146	Poecilochaetidae		4
94	201659	2066	500150	Cirratulidae		12
94	201659	5785	500152	Cossuridae		448
94	201659	1123	500154	Flabelligeridae		1
94	201659	5787	500159	Sternaspidae		1
94	201659	2078	500160	Capitellidae		424

REPORT TO CZM ON SEDIMENT AND INFAUNA FROM OSV BOLD SURVEY

Station	Sample	Scode	Strcode	Taxon	Cond	Count
94	201659	2075	500163	Maldanidae		1
94	201659	3888	500164	Oweniidae		3
94	201659	2076	500167	Ampharetidae		18
94	201659	1338	500168	Terebellidae		1
94	201659	2079	500170	Sabellidae		866
94	201659	19	5002	Archiannelida		2
94	201659	466	5004	Oligochaeta		22
94	201659	5819	550202	Nuculidae		20
94	201659	5820	550204	Nuculanidae		5
94	201659	5829	552007	Periplomatidae		1
94	201659	5836	560001	Dentaliidae		1
94	201659	1079	6110	Ostracoda	P	0
94	201659	1075	6117	Copepoda	P	0
94	201659	9360800	615404	Leuconidae		1
94	201659	5794	616202	Idoteidae		3
94	201659	7563920	616907	Argissidae		2
94	201659	732	616926	Photidae		48
94	201659	731	616937	Oedicerotidae		3
94	201659	433	616943	Pleustidae		4
94	201659	5792	616944	Dulichiiidae		4
94	201659	575	616948	Stenothoidae		7
94	201659	1926	77	Phoronida		2
94	201659			Total		3419
95	201660	5806	370397	Corymorphidae		2
95	201660	1065	3740	Anthozoa		1
95	201660	1279	3901	Turbellaria		1
95	201660	462	43	Nemertea		34
95	201660	2040	47	Nematoda	P	0
95	201660	4475	500104	Pholoidae		1
95	201660	2069	500113	Phyllodocidae		2
95	201660	2064	500123	Syllidae		3
95	201660	2070	500125	Nephtyidae		19
95	201660	2065	500131	Lumbrineridae		64
95	201660	4673	500136	Dorvilleidae		11
95	201660	2072	500140	Orbiniidae		1
95	201660	2062	500141	Paraonidae		826
95	201660	5791	500142	Apistobranchidae		22
95	201660	2068	500143	Spionidae		143
95	201660	5786	500146	Poecilochaetidae		2
95	201660	2066	500150	Cirratulidae		20
95	201660	5785	500152	Cossuridae		1381
95	201660	5787	500159	Sternaspidae		1
95	201660	2078	500160	Capitellidae		266
95	201660	3888	500164	Oweniidae		2
95	201660	2076	500167	Ampharetidae		33
95	201660	1338	500168	Terebellidae		2
95	201660	5788	500169	Trichobranchidae		1
95	201660	2079	500170	Sabellidae		715

REPORT TO CZM ON SEDIMENT AND INFAUNA FROM OSV BOLD SURVEY

Station	Sample	Scode	Strcode	Taxon	Cond	Count
95	201660	466	5004	Oligochaeta		20
95	201660	5819	550202	Nuculidae		26
95	201660	5820	550204	Nuculanidae		1
95	201660	5821	551502	Thyasiriidae		1
95	201660	4588	551701	Myidae		1
95	201660	1079	6110	Ostracoda	P	0
95	201660	1075	6117	Copepoda	P	0
95	201660	9360800	615404	Leuconidae		1
95	201660	5801	615408	Nannastacidae		1
95	201660	5794	616202	Idoteidae		2
95	201660	5802	812701	Ophiuridae		18
95	201660			Total		3624
96	201661	5806	370397	Corymorphidae		2
96	201661	5804	370398	Acaulidae		3
96	201661	1279	3901	Turbellaria		1
96	201661	462	43	Nemertea		21
96	201661	2040	47	Nematoda	P	0
96	201661	4475	500104	Pholoidae		3
96	201661	2069	500113	Phyllodocidae		10
96	201661	2064	500123	Syllidae		22
96	201661	2070	500125	Nephtyidae		32
96	201661	4911	500126	Sphaerodoridae		4
96	201661	2065	500131	Lumbrineridae		40
96	201661	4673	500136	Dorvilleidae		13
96	201661	2062	500141	Paraonidae		852
96	201661	5791	500142	Apistobranchidae		80
96	201661	2068	500143	Spionidae		65
96	201661	2066	500150	Cirratulidae		4
96	201661	5785	500152	Cossuridae		288
96	201661	2078	500160	Capitellidae		173
96	201661	2076	500167	Ampharetidae		7
96	201661	1338	500168	Terebellidae		5
96	201661	2079	500170	Sabellidae		495
96	201661	466	5004	Oligochaeta		44
96	201661	5819	550202	Nuculidae		65
96	201661	5820	550204	Nuculanidae		5
96	201661	182	550701	Mytilidae		1
96	201661	5821	551502	Thyasiriidae		13
96	201661	4588	551701	Myidae		1
96	201661	1075	6117	Copepoda	P	0
96	201661	9360800	615404	Leuconidae		5
96	201661	5795	615405	Diastylidae		1
96	201661	5801	615408	Nannastacidae		1
96	201661	5794	616202	Idoteidae		5
96	201661	5800	616398	Paramunnidae		1
96	201661	7563920	616907	Argissidae		1
96	201661	732	616926	Photidae		2
96	201661	731	616937	Oedicerotidae		4

REPORT TO CZM ON SEDIMENT AND INFAUNA FROM OSV BOLD SURVEY

Station	Sample	Scode	Strcode	Taxon	Cond	Count
96	201661	5792	616944	Dulichiiidae		1
96	201661	575	616948	Stenothoidae		4
96	201661	1133	617101	Caprellidae		1
96	201661	5802	812701	Ophiuridae		6
96	201661			Total		2281
97	201662	5806	370397	Corymorphidae		3
97	201662	1065	3740	Anthozoa		1
97	201662	1279	3901	Turbellaria		2
97	201662	462	43	Nemertea		6
97	201662	2040	47	Nematoda	P	0
97	201662	2077	500102	Polynoidae		1
97	201662	4475	500104	Pholoidae		2
97	201662	2069	500113	Phyllodocidae		24
97	201662	2064	500123	Syllidae		18
97	201662	2070	500125	Nephtyidae		39
97	201662	4911	500126	Sphaerodoridae		5
97	201662	2065	500131	Lumbrineridae		39
97	201662	4673	500136	Dorvilleidae		17
97	201662	2062	500141	Paraonidae		974
97	201662	5791	500142	Apistobranchidae		52
97	201662	2068	500143	Spionidae		59
97	201662	5786	500146	Poecilochaetidae		5
97	201662	2066	500150	Cirratulidae		4
97	201662	5785	500152	Cossuridae		459
97	201662	2078	500160	Capitellidae		106
97	201662	3888	500164	Oweniidae		1
97	201662	2076	500167	Ampharetidae		3
97	201662	1338	500168	Terebellidae		11
97	201662	5788	500169	Trichobranchidae		1
97	201662	2079	500170	Sabellidae		600
97	201662	466	5004	Oligochaeta		7
97	201662	5819	550202	Nuculidae		111
97	201662	5820	550204	Nuculanidae		4
97	201662	5822	552008	Thraciidae		4
97	201662	1079	6110	Ostracoda	P	0
97	201662	9360800	615404	Leuconidae		11
97	201662	5795	615405	Diastylidae		2
97	201662	5801	615408	Nannastacidae		1
97	201662	5794	616202	Idoteidae		2
97	201662	7563920	616907	Argissidae		2
97	201662	732	616926	Photidae		26
97	201662	731	616937	Oedicerotidae		11
97	201662	433	616943	Pleustidae		4
97	201662	5792	616944	Dulichiiidae		6
97	201662	575	616948	Stenothoidae		3
97	201662	1133	617101	Caprellidae		5
97	201662	5802	812701	Ophiuridae		3
97	201662			Total		2634

REPORT TO CZM ON SEDIMENT AND INFAUNA FROM OSV BOLD SURVEY

Station	Sample	Scode	Strcode	Taxon	Cond	Count
98	201663	462	43	Nemertea		9
98	201663	2040	47	Nematoda	P	0
98	201663	4475	500104	Pholoidae		1
98	201663	2069	500113	Phyllodocidae		4
98	201663	2064	500123	Syllidae		8
98	201663	2070	500125	Nephtyidae		31
98	201663	4911	500126	Sphaerodoridae		2
98	201663	2065	500131	Lumbrineridae		12
98	201663	4673	500136	Dorvilleidae		2
98	201663	2062	500141	Paraonidae		435
98	201663	5791	500142	Apistobrachidae		32
98	201663	2068	500143	Spionidae		26
98	201663	5786	500146	Poecilochaetidae		4
98	201663	2066	500150	Cirratulidae		8
98	201663	5785	500152	Cossuridae		121
98	201663	2078	500160	Capitellidae		48
98	201663	2075	500163	Maldanidae		1
98	201663	2076	500167	Ampharetidae		4
98	201663	1338	500168	Terebellidae		2
98	201663	2079	500170	Sabellidae		301
98	201663	466	5004	Oligochaeta		16
98	201663	5819	550202	Nuculidae		205
98	201663	5820	550204	Nuculanidae		3
98	201663	5822	552008	Thraciidae		20
98	201663	1079	6110	Ostracoda	P	0
98	201663	1075	6117	Copepoda	P	0
98	201663	9360800	615404	Leuconidae		8
98	201663	732	616926	Photidae		1
98	201663	5802	812701	Ophiuridae		1
98	201663			Total		1305
99	201664	1065	3740	Anthozoa		1
99	201664	462	43	Nemertea		12
99	201664	2040	47	Nematoda	P	0
99	201664	4475	500104	Pholoidae		1
99	201664	2069	500113	Phyllodocidae		6
99	201664	2064	500123	Syllidae		16
99	201664	2070	500125	Nephtyidae		25
99	201664	2065	500131	Lumbrineridae		39
99	201664	4673	500136	Dorvilleidae		13
99	201664	2062	500141	Paraonidae		603
99	201664	5791	500142	Apistobrachidae		106
99	201664	2068	500143	Spionidae		64
99	201664	5786	500146	Poecilochaetidae		2
99	201664	2066	500150	Cirratulidae		8
99	201664	5785	500152	Cossuridae		131
99	201664	2078	500160	Capitellidae		96
99	201664	3888	500164	Oweniidae		2
99	201664	2076	500167	Ampharetidae		17

REPORT TO CZM ON SEDIMENT AND INFAUNA FROM OSV BOLD SURVEY

Station	Sample	Scode	Strcode	Taxon	Cond	Count
99	201664	1338	500168	Terebellidae		4
99	201664	2079	500170	Sabellidae		620
99	201664	466	5004	Oligochaeta		14
99	201664	5819	550202	Nuculidae		215
99	201664	5820	550204	Nuculanidae		1
99	201664	5821	551502	Thyasiriidae		13
99	201664	4588	551701	Myidae		1
99	201664	5836	560001	Dentaliidae		1
99	201664	1079	6110	Ostracoda	P	0
99	201664	5811	615301	Mysidae		1
99	201664	9360800	615404	Leuconidae		9
99	201664	5795	615405	Diastylidae		1
99	201664	732	616926	Photidae		4
99	201664	731	616937	Oedicerotidae		2
99	201664	5792	616944	Dulichidae		1
99	201664	575	616948	Stenothoidae		3
99	201664	5807	616997	Uristidae		1
99	201664	1133	617101	Caprellidae		1
99	201664	5802	812701	Ophiuridae		1
99	201664			Total		2035
100	201665	5806	370397	Corymorphidae		2
100	201665	462	43	Nemertea		9
100	201665	2040	47	Nematoda	P	0
100	201665	4475	500104	Pholoidae		1
100	201665	2069	500113	Phyllodocidae		8
100	201665	2064	500123	Syllidae		8
100	201665	2071	500124	Nereidae		66
100	201665	2070	500125	Nephtyidae		38
100	201665	1856	500128	Goniadidae		1
100	201665	2065	500131	Lumbrineridae		37
100	201665	4673	500136	Dorvilleidae		15
100	201665	2072	500140	Orbiniidae		1
100	201665	2062	500141	Paraonidae		976
100	201665	5791	500142	Apistobranchidae		18
100	201665	2068	500143	Spionidae		40
100	201665	2066	500150	Cirratulidae		7
100	201665	5785	500152	Cossuridae		583
100	201665	2078	500160	Capitellidae		91
100	201665	2075	500163	Maldanidae		1
100	201665	2076	500167	Ampharetidae		3
100	201665	1338	500168	Terebellidae		11
100	201665	2079	500170	Sabellidae		578
100	201665	466	5004	Oligochaeta		3
100	201665	5819	550202	Nuculidae		61
100	201665	1079	6110	Ostracoda	P	0
100	201665	9360800	615404	Leuconidae		2
100	201665	5795	615405	Diastylidae		1
100	201665	7563920	616907	Argissidae		1

REPORT TO CZM ON SEDIMENT AND INFAUNA FROM OSV BOLD SURVEY

Station	Sample	Scode	Strcode	Taxon	Cond	Count
100	201665	732	616926	Photidae		6
100	201665	731	616937	Oedicerotidae		2
100	201665	433	616943	Pleustidae		1
100	201665	575	616948	Stenothoidae		1
100	201665	1133	617101	Caprellidae		14
100	201665			Total		2586
101	201666	1279	3901	Turbellaria		1
101	201666	462	43	Nemertea		19
101	201666	2040	47	Nematoda	P	0
101	201666	4475	500104	Pholoidae		3
101	201666	2064	500123	Syllidae		9
101	201666	2070	500125	Nephtyidae		10
101	201666	2065	500131	Lumbrineridae		28
101	201666	4673	500136	Dorvilleidae		10
101	201666	2072	500140	Orbiniidae		1
101	201666	2062	500141	Paraonidae		442
101	201666	5791	500142	Apistobranchidae		38
101	201666	2068	500143	Spionidae		50
101	201666	2066	500150	Cirratulidae		6
101	201666	5785	500152	Cossuridae		100
101	201666	5787	500159	Sternaspidae		1
101	201666	2078	500160	Capitellidae		109
101	201666	2075	500163	Maldanidae		2
101	201666	2076	500167	Ampharetidae		2
101	201666	1338	500168	Terebellidae		1
101	201666	2079	500170	Sabellidae		95
101	201666	466	5004	Oligochaeta		6
101	201666	5819	550202	Nuculidae		30
101	201666	5820	550204	Nuculanidae		5
101	201666	5821	551502	Thyasiriidae		6
101	201666	4588	551701	Myidae		1
101	201666	1079	6110	Ostracoda	P	0
101	201666	1075	6117	Copepoda	P	0
101	201666	9360800	615404	Leuconidae		5
101	201666	5801	615408	Nannastacidae		2
101	201666	7563920	616907	Argissidae		1
101	201666	732	616926	Photidae		2
101	201666	731	616937	Oedicerotidae		6
101	201666	1133	617101	Caprellidae		1
101	201666	1926	77	Phoronida		1
101	201666	5802	812701	Ophiuridae		10
101	201666			Total		1003
102	201667	5806	370397	Corymorphidae		1
102	201667	462	43	Nemertea		12
102	201667	2040	47	Nematoda	P	0
102	201667	2069	500113	Phyllodocidae		9
102	201667	2064	500123	Syllidae		10
102	201667	2070	500125	Nephtyidae		23

REPORT TO CZM ON SEDIMENT AND INFAUNA FROM OSV BOLD SURVEY

Station	Sample	Scode	Strcode	Taxon	Cond	Count
102	201667	4911	500126	Sphaerodoridae		2
102	201667	2065	500131	Lumbrineridae		39
102	201667	4673	500136	Dorvilleidae		7
102	201667	2072	500140	Orbiniidae		1
102	201667	2062	500141	Paraonidae		821
102	201667	5791	500142	Apistobranchidae		63
102	201667	2068	500143	Spionidae		42
102	201667	5786	500146	Poecilochaetidae		1
102	201667	2066	500150	Cirratulidae		1
102	201667	5785	500152	Cossuridae		98
102	201667	1123	500154	Flabelligeridae		1
102	201667	5787	500159	Sternaspidae		1
102	201667	2078	500160	Capitellidae		135
102	201667	2075	500163	Maldanidae		3
102	201667	3888	500164	Oweniidae		1
102	201667	2076	500167	Ampharetidae		6
102	201667	1338	500168	Terebellidae		4
102	201667	5788	500169	Trichobranchidae		2
102	201667	2079	500170	Sabellidae		508
102	201667	466	5004	Oligochaeta		16
102	201667	5819	550202	Nuculidae		48
102	201667	5820	550204	Nuculanidae		4
102	201667	5821	551502	Thyasiriidae		16
102	201667	425	551522	Cardiidae		1
102	201667	5830	551539	Arcticidae		1
102	201667	4588	551701	Myidae		1
102	201667	1079	6110	Ostracoda	P	0
102	201667	1075	6117	Copepoda	P	0
102	201667	9360800	615404	Leuconidae		7
102	201667	5794	616202	Idoteidae		1
102	201667	732	616926	Photidae		3
102	201667	5792	616944	Dulichiiidae		1
102	201667	5802	812701	Ophiuridae		3
102	201667			Total		1893
103	201668	5806	370397	Corymorphidae		1
103	201668	462	43	Nemertea		18
103	201668	2040	47	Nematoda	P	0
103	201668	4475	500104	Pholoidae		4
103	201668	2069	500113	Phyllodocidae		1
103	201668	2064	500123	Syllidae		7
103	201668	2070	500125	Nephtyidae		19
103	201668	4911	500126	Sphaerodoridae		1
103	201668	2065	500131	Lumbrineridae		41
103	201668	4673	500136	Dorvilleidae		2
103	201668	2062	500141	Paraonidae		598
103	201668	5791	500142	Apistobranchidae		76
103	201668	2068	500143	Spionidae		26
103	201668	5786	500146	Poecilochaetidae		2

REPORT TO CZM ON SEDIMENT AND INFAUNA FROM OSV BOLD SURVEY

Station	Sample	Scode	Strcode	Taxon	Cond	Count
103	201668	2066	500150	Cirratulidae		5
103	201668	5785	500152	Cossuridae		113
103	201668	2078	500160	Capitellidae		79
103	201668	2075	500163	Maldanidae		7
103	201668	2076	500167	Ampharetidae		7
103	201668	1338	500168	Terebellidae		10
103	201668	5788	500169	Trichobranchidae		5
103	201668	2079	500170	Sabellidae		498
103	201668	466	5004	Oligochaeta		7
103	201668	5819	550202	Nuculidae		16
103	201668	5820	550204	Nuculanidae		1
103	201668	5821	551502	Thyasiriidae		23
103	201668	5824	551519	Astartidae		1
103	201668	4588	551701	Myidae		1
103	201668	5836	560001	Dentaliidae		1
103	201668	1079	6110	Ostracoda	P	0
103	201668	9360800	615404	Leuconidae		2
103	201668	5800	616398	Paramunnidae		1
103	201668	732	616926	Photidae		3
103	201668	433	616943	Pleustidae		2
103	201668	5792	616944	Dulichidae		1
103	201668	575	616948	Stenothoidae		3
103	201668	1133	617101	Caprellidae		2
103	201668	5810	820101	Harrimaniidae		1
103	201668			Total		1585
104	201669	5806	370397	Corymorphidae		2
104	201669	462	43	Nemertea		7
104	201669	2040	47	Nematoda	P	0
104	201669	2077	500102	Polynoidae		3
104	201669	4475	500104	Pholoidae		2
104	201669	2069	500113	Phyllodocidae		7
104	201669	2064	500123	Syllidae		11
104	201669	2070	500125	Nephtyidae		29
104	201669	4911	500126	Sphaerodoridae		1
104	201669	2065	500131	Lumbrineridae		44
104	201669	4673	500136	Dorvilleidae		4
104	201669	2072	500140	Orbiniidae		1
104	201669	2062	500141	Paraonidae		729
104	201669	5791	500142	Apistobranchidae		44
104	201669	2068	500143	Spionidae		69
104	201669	5786	500146	Poecilochaetidae		1
104	201669	2066	500150	Cirratulidae		5
104	201669	5785	500152	Cossuridae		142
104	201669	2078	500160	Capitellidae		111
104	201669	2075	500163	Maldanidae		3
104	201669	3888	500164	Oweniidae		1
104	201669	2076	500167	Ampharetidae		5
104	201669	1338	500168	Terebellidae		11

REPORT TO CZM ON SEDIMENT AND INFAUNA FROM OSV BOLD SURVEY

Station	Sample	Scode	Strcode	Taxon	Cond	Count
104	201669	5788	500169	Trichobranchidae		3
104	201669	2079	500170	Sabellidae		851
104	201669	466	5004	Oligochaeta		10
104	201669	5819	550202	Nuculidae		17
104	201669	5820	550204	Nuculanidae		2
104	201669	5821	551502	Thyasiriidae		16
104	201669	9360800	615404	Leuconidae		3
104	201669	5794	616202	Idoteidae		2
104	201669	7563920	616907	Argissidae		1
104	201669	732	616926	Photidae		5
104	201669	575	616948	Stenothoidae		2
104	201669	1133	617101	Caprellidae		1
104	201669			Total		2145
105	201670	1065	3740	Anthozoa		7
105	201670	1279	3901	Turbellaria		1
105	201670	462	43	Nemertea		43
105	201670	2040	47	Nematoda	P	0
105	201670	2077	500102	Polynoidae		5
105	201670	4475	500104	Pholoidae		13
105	201670	2069	500113	Phyllodocidae		17
105	201670	2064	500123	Syllidae		2
105	201670	2071	500124	Nereidae		4
105	201670	2070	500125	Nephtyidae		18
105	201670	2065	500131	Lumbrineridae		40
105	201670	4673	500136	Dorvilleidae		8
105	201670	2062	500141	Paraonidae		135
105	201670	5791	500142	Apistobranchidae		2
105	201670	2068	500143	Spionidae		560
105	201670	5786	500146	Poecilochaetidae		1
105	201670	2066	500150	Cirratulidae		10
105	201670	5785	500152	Cossuridae		34
105	201670	9113590	500157	Scalibregmidae		2
105	201670	9113930	500158	Opheliidae		2
105	201670	2078	500160	Capitellidae		93
105	201670	2075	500163	Maldanidae		87
105	201670	3888	500164	Oweniidae		6
105	201670	2076	500167	Ampharetidae		14
105	201670	1338	500168	Terebellidae		10
105	201670	5788	500169	Trichobranchidae		2
105	201670	2079	500170	Sabellidae		204
105	201670	466	5004	Oligochaeta		1
105	201670	426	510602	Turridae		2
105	201670	5819	550202	Nuculidae		115
105	201670	5820	550204	Nuculanidae		5
105	201670	182	550701	Mytilidae		6
105	201670	5821	551502	Thyasiriidae		44
105	201670	5829	552007	Periplomatidae		4
105	201670	5836	560001	Dentaliidae		5

REPORT TO CZM ON SEDIMENT AND INFAUNA FROM OSV BOLD SURVEY

Station	Sample	Scode	Strcode	Taxon	Cond	Count
105	201670	1079	6110	Ostracoda	P	0
105	201670	9360800	615404	Leuconidae		4
105	201670	5794	616202	Idoteidae		4
105	201670	5800	616398	Paramunnidae		1
105	201670	4686	616903	Amphilochoidae		1
105	201670	7563920	616907	Argissidae		2
105	201670	732	616926	Photidae		35
105	201670	731	616937	Oedicerotidae		5
105	201670	281	616942	Phoxocephalidae		5
105	201670	433	616943	Pleustidae		1
105	201670	5792	616944	Dulichidae		3
105	201670	575	616948	Stenothoidae		4
105	201670	1133	617101	Caprellidae		2
105	201670	1187	72	Sipuncula		1
105	201670	1892	811703	Asteriidae		1
105	201670	5802	812701	Ophiuridae		3
105	201670			Total		1574
106	201671	5806	370397	Corymorphidae		2
106	201671	462	43	Nemertea		13
106	201671	2040	47	Nematoda	P	0
106	201671	4475	500104	Pholoidae		3
106	201671	2069	500113	Phyllodocidae		16
106	201671	2064	500123	Syllidae		8
106	201671	2070	500125	Nephtyidae		29
106	201671	2065	500131	Lumbrineridae		50
106	201671	4673	500136	Dorvilleidae		3
106	201671	2062	500141	Paraonidae		185
106	201671	5791	500142	Apistobrachidae		1
106	201671	2068	500143	Spionidae		51
106	201671	5786	500146	Poecilochaetidae		17
106	201671	2066	500150	Cirratulidae		30
106	201671	5785	500152	Cossuridae		114
106	201671	5787	500159	Sternaspidae		1
106	201671	2078	500160	Capitellidae		72
106	201671	2075	500163	Maldanidae		5
106	201671	3888	500164	Oweniidae		1
106	201671	2076	500167	Ampharetidae		21
106	201671	1338	500168	Terebellidae		30
106	201671	5788	500169	Trichobrachidae		52
106	201671	2079	500170	Sabellidae		153
106	201671	466	5004	Oligochaeta		3
106	201671	426	510602	Turridae		2
106	201671	5819	550202	Nuculidae		2
106	201671	5821	551502	Thyasiriidae		8
106	201671	5830	551539	Arcticidae		2
106	201671	5829	552007	Periplomatidae		2
106	201671	1079	6110	Ostracoda	P	0
106	201671	1075	6117	Copepoda	P	0

REPORT TO CZM ON SEDIMENT AND INFAUNA FROM OSV BOLD SURVEY

Station	Sample	Scode	Strcode	Taxon	Cond	Count
106	201671	9360800	615404	Leuconidae		5
106	201671	5795	615405	Diastylidae		5
106	201671	7563920	616907	Argissidae		2
106	201671	732	616926	Photidae		7
106	201671	731	616937	Oedicerotidae		4
106	201671	281	616942	Phoxocephalidae		1
106	201671	5792	616944	Dulichiiidae		2
106	201671	1133	617101	Caprellidae		4
106	201671			Total		906
107	201672	462	43	Nemertea		4
107	201672	2040	47	Nematoda	P	0
107	201672	4475	500104	Pholoidae		2
107	201672	2069	500113	Phyllodocidae		3
107	201672	2064	500123	Syllidae		3
107	201672	2070	500125	Nephtyidae		13
107	201672	2065	500131	Lumbrineridae		59
107	201672	2072	500140	Orbiniidae		1
107	201672	2062	500141	Paraonidae		185
107	201672	5791	500142	Apistobrachidae		1
107	201672	2068	500143	Spionidae		29
107	201672	5786	500146	Poecilochaetidae		3
107	201672	2066	500150	Cirratulidae		25
107	201672	5785	500152	Cossuridae		41
107	201672	2078	500160	Capitellidae		54
107	201672	2075	500163	Maldanidae		10
107	201672	3888	500164	Oweniidae		2
107	201672	2076	500167	Ampharetidae		29
107	201672	1338	500168	Terebellidae		27
107	201672	5788	500169	Trichobrachidae		77
107	201672	2079	500170	Sabellidae		86
107	201672	466	5004	Oligochaeta		3
107	201672	5819	550202	Nuculidae		3
107	201672	5820	550204	Nuculanidae		4
107	201672	182	550701	Mytilidae		1
107	201672	5821	551502	Thyasiriidae		29
107	201672	5830	551539	Arcticidae		2
107	201672	5829	552007	Periplomatidae		4
107	201672	5836	560001	Dentaliidae		1
107	201672	9360800	615404	Leuconidae		5
107	201672	732	616926	Photidae		2
107	201672	433	616943	Pleustidae		1
107	201672	5792	616944	Dulichiiidae		1
107	201672	575	616948	Stenothoidae		1
107	201672	1133	617101	Caprellidae		2
107	201672			Total		713
108	201673	5806	370397	Corymorphidae		1
108	201673	1065	3740	Anthozoa		1
108	201673	462	43	Nemertea		3

REPORT TO CZM ON SEDIMENT AND INFAUNA FROM OSV BOLD SURVEY

Station	Sample	Scode	Strcode	Taxon	Cond	Count
108	201673	2040	47	Nematoda	P	0
108	201673	2077	500102	Polynoidae		2
108	201673	2069	500113	Phyllodocidae		14
108	201673	2064	500123	Syllidae		9
108	201673	2070	500125	Nephtyidae		26
108	201673	2065	500131	Lumbrineridae		70
108	201673	4673	500136	Dorvilleidae		1
108	201673	2062	500141	Paraonidae		212
108	201673	5791	500142	Apistobrachidae		2
108	201673	2068	500143	Spionidae		40
108	201673	2066	500150	Cirratulidae		24
108	201673	5785	500152	Cossuridae		39
108	201673	2078	500160	Capitellidae		63
108	201673	2075	500163	Maldanidae		1
108	201673	3888	500164	Oweniidae		1
108	201673	2076	500167	Ampharetidae		45
108	201673	1338	500168	Terebellidae		17
108	201673	5788	500169	Trichobrachidae		227
108	201673	2079	500170	Sabellidae		68
108	201673	5819	550202	Nuculidae		2
108	201673	5820	550204	Nuculanidae		8
108	201673	5821	551502	Thyasiriidae		12
108	201673	5829	552007	Periplomatidae		2
108	201673	5836	560001	Dentaliidae		2
108	201673	1075	6117	Copepoda	P	0
108	201673	9360800	615404	Leuconidae		4
108	201673	732	616926	Photidae		2
108	201673	575	616948	Stenothoidae		2
108	201673	1133	617101	Caprellidae		1
108	201673			Total		901
109	201674	462	43	Nemertea		5
109	201674	2040	47	Nematoda	P	0
109	201674	4475	500104	Pholoidae		7
109	201674	2069	500113	Phyllodocidae		6
109	201674	2064	500123	Syllidae		5
109	201674	2070	500125	Nephtyidae		18
109	201674	4911	500126	Sphaerodoridae		2
109	201674	2065	500131	Lumbrineridae		51
109	201674	4673	500136	Dorvilleidae		1
109	201674	2062	500141	Paraonidae		179
109	201674	5791	500142	Apistobrachidae		1
109	201674	2068	500143	Spionidae		14
109	201674	5786	500146	Poecilochaetidae		11
109	201674	2066	500150	Cirratulidae		10
109	201674	5785	500152	Cossuridae		16
109	201674	2078	500160	Capitellidae		41
109	201674	2075	500163	Maldanidae		7
109	201674	3888	500164	Oweniidae		1

REPORT TO CZM ON SEDIMENT AND INFAUNA FROM OSV BOLD SURVEY

Station	Sample	Scode	Strcode	Taxon	Cond	Count
109	201674	2076	500167	Ampharetidae		15
109	201674	1338	500168	Terebellidae		17
109	201674	5788	500169	Trichobranchidae		261
109	201674	2079	500170	Sabellidae		77
109	201674	5820	550204	Nuculanidae		4
109	201674	5821	551502	Thyasiriidae		8
109	201674	4588	551701	Myidae		1
109	201674	5836	560001	Dentaliidae		1
109	201674	1079	6110	Ostracoda	P	0
109	201674	9360800	615404	Leuconidae		6
109	201674	5800	616398	Paramunnidae		1
109	201674	7563920	616907	Argissidae		2
109	201674	732	616926	Photidae		1
109	201674	281	616942	Phoxocephalidae		1
109	201674	433	616943	Pleustidae		2
109	201674	5792	616944	Dulichidae		2
109	201674	575	616948	Stenothoidae		1
109	201674	1133	617101	Caprellidae		4
109	201674			Total		779
110	201675	5806	370397	Corymorphidae		2
110	201675	1279	3901	Turbellaria		2
110	201675	462	43	Nemertea		12
110	201675	2040	47	Nematoda	P	0
110	201675	2077	500102	Polynoidae		2
110	201675	4475	500104	Pholoidae		5
110	201675	2069	500113	Phyllodocidae		26
110	201675	2064	500123	Syllidae		6
110	201675	2070	500125	Nephtyidae		14
110	201675	4911	500126	Sphaerodoridae		1
110	201675	2065	500131	Lumbrineridae		63
110	201675	4673	500136	Dorvilleidae		3
110	201675	2062	500141	Paraonidae		164
110	201675	2068	500143	Spionidae		22
110	201675	5786	500146	Poecilochaetidae		13
110	201675	2066	500150	Cirratulidae		24
110	201675	5785	500152	Cossuridae		26
110	201675	2078	500160	Capitellidae		62
110	201675	2075	500163	Maldanidae		5
110	201675	3888	500164	Oweniidae		2
110	201675	2076	500167	Ampharetidae		55
110	201675	1338	500168	Terebellidae		59
110	201675	5788	500169	Trichobranchidae		332
110	201675	2079	500170	Sabellidae		132
110	201675	5819	550202	Nuculidae		1
110	201675	5820	550204	Nuculanidae		6
110	201675	5821	551502	Thyasiriidae		6
110	201675	1079	6110	Ostracoda	P	0
110	201675	1075	6117	Copepoda	P	0

REPORT TO CZM ON SEDIMENT AND INFAUNA FROM OSV BOLD SURVEY

Station	Sample	Scode	Strcode	Taxon	Cond	Count
110	201675	9360800	615404	Leuconidae		9
110	201675	5795	615405	Diastylidae		1
110	201675	7563920	616907	Argissidae		1
110	201675	570	616921	Melitidae		1
110	201675	732	616926	Photidae		1
110	201675	731	616937	Oedicerotidae		1
110	201675	433	616943	Pleustidae		6
110	201675	5792	616944	Dulichiiidae		4
110	201675	1133	617101	Caprellidae		3
110	201675			Total		1072
111	201676	462	43	Nemertea		8
111	201676	2040	47	Nematoda	P	0
111	201676	2077	500102	Polynoidae		1
111	201676	4475	500104	Pholoidae		1
111	201676	2069	500113	Phyllodocidae		2
111	201676	2070	500125	Nephtyidae		10
111	201676	1856	500128	Goniadidae		1
111	201676	2065	500131	Lumbrineridae		63
111	201676	2062	500141	Paraonidae		108
111	201676	2068	500143	Spionidae		29
111	201676	5786	500146	Poecilochaetidae		2
111	201676	2066	500150	Cirratulidae		16
111	201676	5785	500152	Cossuridae		9
111	201676	2078	500160	Capitellidae		61
111	201676	2076	500167	Ampharetidae		36
111	201676	1338	500168	Terebellidae		13
111	201676	5788	500169	Trichobranchidae		83
111	201676	2079	500170	Sabellidae		71
111	201676	466	5004	Oligochaeta		4
111	201676	5819	550202	Nuculidae		9
111	201676	5820	550204	Nuculanidae		6
111	201676	5821	551502	Thyasiriidae		10
111	201676	1079	6110	Ostracoda	P	0
111	201676	9360800	615404	Leuconidae		7
111	201676	5795	615405	Diastylidae		1
111	201676	281	616942	Phoxocephalidae		2
111	201676	433	616943	Pleustidae		2
111	201676	575	616948	Stenothoidae		2
111	201676	1892	811703	Asteriidae		2
111	201676			Total		559
112	201677	462	43	Nemertea		2
112	201677	2040	47	Nematoda	P	0
112	201677	2077	500102	Polynoidae		1
112	201677	4475	500104	Pholoidae		3
112	201677	2069	500113	Phyllodocidae		4
112	201677	2064	500123	Syllidae		1
112	201677	2070	500125	Nephtyidae		14
112	201677	2065	500131	Lumbrineridae		36

REPORT TO CZM ON SEDIMENT AND INFAUNA FROM OSV BOLD SURVEY

Station	Sample	Scode	Strcode	Taxon	Cond	Count
112	201677	4673	500136	Dorvilleidae		1
112	201677	2062	500141	Paraonidae		100
112	201677	2068	500143	Spionidae		80
112	201677	5786	500146	Poecilochaetidae		6
112	201677	2066	500150	Cirratulidae		19
112	201677	5785	500152	Cossuridae		5
112	201677	2078	500160	Capitellidae		56
112	201677	2075	500163	Maldanidae		9
112	201677	2076	500167	Ampharetidae		45
112	201677	1338	500168	Terebellidae		21
112	201677	5788	500169	Trichobranchidae		119
112	201677	2079	500170	Sabellidae		71
112	201677	466	5004	Oligochaeta		3
112	201677	5819	550202	Nuculidae		6
112	201677	5820	550204	Nuculanidae		5
112	201677	5821	551502	Thyasiriidae		13
112	201677	5830	551539	Arcticidae		1
112	201677	4588	551701	Myidae		1
112	201677	5836	560001	Dentaliidae		1
112	201677	1079	6110	Ostracoda	P	0
112	201677	9360800	615404	Leuconidae		11
112	201677	5795	615405	Diastylidae		1
112	201677	7563920	616907	Argissidae		1
112	201677	570	616921	Melitidae		1
112	201677	281	616942	Phoxocephalidae		3
112	201677	433	616943	Pleustidae		3
112	201677	1133	617101	Caprellidae		3
112	201677			Total		646
113	201678	1279	3901	Turbellaria		1
113	201678	462	43	Nemertea		3
113	201678	2040	47	Nematoda	P	0
113	201678	2077	500102	Polynoidae		2
113	201678	4475	500104	Pholoidae		2
113	201678	2069	500113	Phyllodocidae		13
113	201678	2064	500123	Syllidae		1
113	201678	2070	500125	Nephtyidae		19
113	201678	4911	500126	Sphaerodoridae		1
113	201678	2065	500131	Lumbrineridae		44
113	201678	4673	500136	Dorvilleidae		1
113	201678	2072	500140	Orbiniidae		1
113	201678	2062	500141	Paraonidae		186
113	201678	2068	500143	Spionidae		43
113	201678	5786	500146	Poecilochaetidae		2
113	201678	2066	500150	Cirratulidae		20
113	201678	5785	500152	Cossuridae		8
113	201678	2078	500160	Capitellidae		91
113	201678	2075	500163	Maldanidae		17
113	201678	3888	500164	Oweniidae		5

REPORT TO CZM ON SEDIMENT AND INFAUNA FROM OSV BOLD SURVEY

Station	Sample	Scode	Strcode	Taxon	Cond	Count
113	201678	2076	500167	Ampharetidae		88
113	201678	1338	500168	Terebellidae		38
113	201678	5788	500169	Trichobranchidae		147
113	201678	2079	500170	Sabellidae		224
113	201678	466	5004	Oligochaeta		3
113	201678	5819	550202	Nuculidae		5
113	201678	5820	550204	Nuculanidae		6
113	201678	5821	551502	Thyasiriidae		35
113	201678	5830	551539	Arcticidae		1
113	201678	5836	560001	Dentaliidae		1
113	201678	1079	6110	Ostracoda	P	0
113	201678	9360800	615404	Leuconidae		4
113	201678	5795	615405	Diastylidae		3
113	201678	732	616926	Photidae		4
113	201678	281	616942	Phoxocephalidae		1
113	201678	433	616943	Pleustidae		4
113	201678	575	616948	Stenothoidae		3
113	201678	1133	617101	Caprellidae		2
113	201678			Total		1029
114	201679	462	43	Nemertea		14
114	201679	2040	47	Nematoda	P	0
114	201679	2077	500102	Polynoidae		1
114	201679	4475	500104	Pholoidae		2
114	201679	2069	500113	Phyllodocidae		10
114	201679	2064	500123	Syllidae		15
114	201679	2070	500125	Nephtyidae		20
114	201679	2065	500131	Lumbrineridae		73
114	201679	2062	500141	Paraonidae		294
114	201679	2068	500143	Spionidae		46
114	201679	5786	500146	Poecilochaetidae		2
114	201679	2066	500150	Cirratulidae		63
114	201679	5785	500152	Cossuridae		37
114	201679	2078	500160	Capitellidae		102
114	201679	2075	500163	Maldanidae		8
114	201679	2076	500167	Ampharetidae		73
114	201679	1338	500168	Terebellidae		18
114	201679	5788	500169	Trichobranchidae		111
114	201679	2079	500170	Sabellidae		264
114	201679	466	5004	Oligochaeta		1
114	201679	5837	513003	Dorididae		1
114	201679	5819	550202	Nuculidae		8
114	201679	5820	550204	Nuculanidae		2
114	201679	5821	551502	Thyasiriidae		15
114	201679	5830	551539	Arcticidae		2
114	201679	5829	552007	Periplomatidae		3
114	201679	1079	6110	Ostracoda	P	0
114	201679	9360800	615404	Leuconidae		3
114	201679	7563920	616907	Argissidae		2

REPORT TO CZM ON SEDIMENT AND INFAUNA FROM OSV BOLD SURVEY

Station	Sample	Scode	Strcode	Taxon	Cond	Count
114	201679	570	616921	Melitidae		21
114	201679	732	616926	Photidae		1
114	201679	3513	616934	Lysianassidae		1
114	201679	731	616937	Oedicerotidae		2
114	201679	281	616942	Phoxocephalidae		1
114	201679	575	616948	Stenothoidae		3
114	201679	1133	617101	Caprellidae		4
114	201679	1187	72	Sipuncula		1
114	201679			Total		1224
115	201680	5806	370397	Corymorphidae		1
115	201680	462	43	Nemertea		8
115	201680	2040	47	Nematoda	P	0
115	201680	2077	500102	Polynoidae		2
115	201680	4475	500104	Pholoidae		1
115	201680	2069	500113	Phyllodocidae		15
115	201680	2064	500123	Syllidae		8
115	201680	2070	500125	Nephtyidae		18
115	201680	4911	500126	Sphaerodoridae		2
115	201680	2065	500131	Lumbrineridae		70
115	201680	4673	500136	Dorvilleidae		3
115	201680	2072	500140	Orbiniidae		1
115	201680	2062	500141	Paraonidae		374
115	201680	5791	500142	Apistobranchidae		1
115	201680	2068	500143	Spionidae		81
115	201680	5786	500146	Poecilochaetidae		8
115	201680	2066	500150	Cirratulidae		89
115	201680	5785	500152	Cossuridae		34
115	201680	2078	500160	Capitellidae		112
115	201680	2075	500163	Maldanidae		4
115	201680	3888	500164	Oweniidae		1
115	201680	2076	500167	Ampharetidae		79
115	201680	1338	500168	Terebellidae		15
115	201680	5788	500169	Trichobranchidae		130
115	201680	2079	500170	Sabellidae		237
115	201680	466	5004	Oligochaeta		2
115	201680	5816	510320	Rissoidae		1
115	201680	426	510602	Turridae		1
115	201680	5819	550202	Nuculidae		6
115	201680	5821	551502	Thyasiriidae		17
115	201680	5830	551539	Arcticidae		2
115	201680	4588	551701	Myidae		2
115	201680	5829	552007	Periplomatidae		1
115	201680	5836	560001	Dentaliidae		5
115	201680	1079	6110	Ostracoda	P	0
115	201680	1075	6117	Copepoda	P	0
115	201680	9360800	615404	Leuconidae		6
115	201680	5795	615405	Diastylidae		3
115	201680	5800	616398	Paramunnidae		1

REPORT TO CZM ON SEDIMENT AND INFAUNA FROM OSV BOLD SURVEY

Station	Sample	Scode	Strcode	Taxon	Cond	Count
115	201680	7563920	616907	Argissidae		3
115	201680	732	616926	Photidae		3
115	201680	281	616942	Phoxocephalidae		1
115	201680	433	616943	Pleustidae		1
115	201680	1133	617101	Caprellidae		5
115	201680			Total		1354
116	201681	5806	370397	Corymorphidae		1
116	201681	462	43	Nemertea		3
116	201681	2040	47	Nematoda	P	0
116	201681	2077	500102	Polynoidae		1
116	201681	2069	500113	Phyllodocidae		1
116	201681	2064	500123	Syllidae		5
116	201681	2070	500125	Nephtyidae		16
116	201681	2065	500131	Lumbrineridae		94
116	201681	4673	500136	Dorvilleidae		3
116	201681	2072	500140	Orbiniidae		16
116	201681	2062	500141	Paraonidae		157
116	201681	5791	500142	Apistobrachidae		7
116	201681	2068	500143	Spionidae		41
116	201681	5786	500146	Poecilochaetidae		3
116	201681	2066	500150	Cirratulidae		46
116	201681	5785	500152	Cossuridae		10
116	201681	2078	500160	Capitellidae		58
116	201681	2075	500163	Maldanidae		1
116	201681	3888	500164	Oweniidae		1
116	201681	2076	500167	Ampharetidae		53
116	201681	1338	500168	Terebellidae		2
116	201681	5788	500169	Trichobrachidae		94
116	201681	2079	500170	Sabellidae		108
116	201681	466	5004	Oligochaeta		1
116	201681	5816	510320	Rissoidae		3
116	201681	5819	550202	Nuculidae		7
116	201681	5820	550204	Nuculanidae		5
116	201681	5821	551502	Thyasiriidae		19
116	201681	5836	560001	Dentaliidae		1
116	201681	9360800	615404	Leuconidae		13
116	201681	722	616902	Ampeliscidae		1
116	201681	7563920	616907	Argissidae		1
116	201681	732	616926	Photidae		1
116	201681	731	616937	Oedicerotidae		2
116	201681	5807	616997	Uristidae		1
116	201681			Total		776
117	201682	1065	3740	Anthozoa		3
117	201682	462	43	Nemertea		17
117	201682	2040	47	Nematoda	P	0
117	201682	2077	500102	Polynoidae		5
117	201682	4475	500104	Pholoidae		2
117	201682	2069	500113	Phyllodocidae		10

REPORT TO CZM ON SEDIMENT AND INFAUNA FROM OSV BOLD SURVEY

Station	Sample	Scode	Strcode	Taxon	Cond	Count
117	201682	2064	500123	Syllidae		1
117	201682	2071	500124	Nereidae		2
117	201682	2070	500125	Nephtyidae		10
117	201682	2065	500131	Lumbrineridae		40
117	201682	4673	500136	Dorvilleidae		4
117	201682	2072	500140	Orbiniidae		2
117	201682	2062	500141	Paraonidae		100
117	201682	5791	500142	Apistobranchidae		1
117	201682	2068	500143	Spionidae		22
117	201682	5786	500146	Poecilochaetidae		5
117	201682	2066	500150	Cirratulidae		21
117	201682	5785	500152	Cossuridae		9
117	201682	1123	500154	Flabelligeridae		3
117	201682	5787	500159	Sternaspidae		1
117	201682	2078	500160	Capitellidae		80
117	201682	2075	500163	Maldanidae		118
117	201682	3888	500164	Oweniidae		1
117	201682	2076	500167	Ampharetidae		115
117	201682	1338	500168	Terebellidae		25
117	201682	5788	500169	Trichobranchidae		87
117	201682	2079	500170	Sabellidae		79
117	201682	5816	510320	Rissoidae		2
117	201682	426	510602	Turridae		1
117	201682	5817	511004	Cylichnidae		8
117	201682	5819	550202	Nuculidae		9
117	201682	5820	550204	Nuculanidae		11
117	201682	182	550701	Mytilidae		6
117	201682	5821	551502	Thyasiriidae		37
117	201682	5829	552007	Periplomatidae		17
117	201682	5836	560001	Dentaliidae		1
117	201682	1079	6110	Ostracoda	P	0
117	201682	9360800	615404	Leuconidae		6
117	201682	5795	615405	Diastylidae		3
117	201682	5801	615408	Nannastacidae		1
117	201682	5800	616398	Paramunnidae		1
117	201682	722	616902	Ampeliscidae		1
117	201682	7563920	616907	Argissidae		2
117	201682	259	616915	Corophiidae		2
117	201682	5793	616915	Unciolidae		9
117	201682	570	616921	Melitidae		13
117	201682	732	616926	Photidae		1
117	201682	270	616927	Ischyroceridae		3
117	201682	9565460	616935	Melphidippidae		2
117	201682	731	616937	Oedicerotidae		1
117	201682	281	616942	Phoxocephalidae		13
117	201682	5807	616997	Uristidae		1
117	201682	1133	617101	Caprellidae		6
117	201682			Total		920

REPORT TO CZM ON SEDIMENT AND INFAUNA FROM OSV BOLD SURVEY

Station	Sample	Scode	Strcode	Taxon	Cond	Count
118	201683	5806	370397	Corymorphidae		2
118	201683	462	43	Nemertea		2
118	201683	2040	47	Nematoda	P	0
118	201683	2077	500102	Polynoidae		3
118	201683	4475	500104	Pholoidae		6
118	201683	2069	500113	Phyllodocidae		5
118	201683	2070	500125	Nephtyidae		14
118	201683	2065	500131	Lumbrineridae		69
118	201683	2062	500141	Paraonidae		104
118	201683	2068	500143	Spionidae		67
118	201683	5786	500146	Poecilochaetidae		4
118	201683	2066	500150	Cirratulidae		18
118	201683	5785	500152	Cossuridae		5
118	201683	1123	500154	Flabelligeridae		1
118	201683	2078	500160	Capitellidae		47
118	201683	2075	500163	Maldanidae		13
118	201683	2076	500167	Ampharetidae		78
118	201683	1338	500168	Terebellidae		78
118	201683	5788	500169	Trichobranchidae		200
118	201683	2079	500170	Sabellidae		74
118	201683	466	5004	Oligochaeta		2
118	201683	5816	510320	Rissoidae		2
118	201683	5819	550202	Nuculidae		30
118	201683	5820	550204	Nuculanidae		1
118	201683	182	550701	Mytilidae		8
118	201683	5821	551502	Thyasiriidae		56
118	201683	5829	552007	Periplomatidae		9
118	201683	5836	560001	Dentaliidae		1
118	201683	9360800	615404	Leuconidae		15
118	201683	732	616926	Photidae		1
118	201683	281	616942	Phoxocephalidae		2
118	201683			Total		917
119	201684	1065	3740	Anthozoa		1
119	201684	1279	3901	Turbellaria		2
119	201684	462	43	Nemertea		3
119	201684	2040	47	Nematoda	P	0
119	201684	2077	500102	Polynoidae		1
119	201684	4475	500104	Pholoidae		1
119	201684	2069	500113	Phyllodocidae		6
119	201684	2071	500124	Nereidae		5
119	201684	2070	500125	Nephtyidae		6
119	201684	2065	500131	Lumbrineridae		46
119	201684	2072	500140	Orbiniidae		1
119	201684	2062	500141	Paraonidae		75
119	201684	2068	500143	Spionidae		23
119	201684	2066	500150	Cirratulidae		26
119	201684	1123	500154	Flabelligeridae		1
119	201684	9113930	500158	Opheliidae		2

REPORT TO CZM ON SEDIMENT AND INFAUNA FROM OSV BOLD SURVEY

Station	Sample	Scode	Strcode	Taxon	Cond	Count
119	201684	2078	500160	Capitellidae		37
119	201684	2075	500163	Maldanidae		55
119	201684	2076	500167	Ampharetidae		71
119	201684	1338	500168	Terebellidae		15
119	201684	5788	500169	Trichobranchidae		72
119	201684	2079	500170	Sabellidae		74
119	201684	19	5002	Archiannelida		1
119	201684	466	5004	Oligochaeta		3
119	201684	5816	510320	Rissoidae		8
119	201684	5247	510504	Buccinidae		1
119	201684	426	510602	Turridae		3
119	201684	5819	550202	Nuculidae		52
119	201684	5820	550204	Nuculanidae		4
119	201684	182	550701	Mytilidae		24
119	201684	5821	551502	Thyasiriidae		28
119	201684	5829	552007	Periplomatidae		13
119	201684	1079	6110	Ostracoda	P	0
119	201684	9360800	615404	Leuconidae		3
119	201684	5795	615405	Diastylidae		1
119	201684	5801	615408	Nannastacidae		1
119	201684	732	616926	Photidae		2
119	201684	270	616927	Ischyroceridae		1
119	201684	281	616942	Phoxocephalidae		3
119	201684	5792	616944	Dulichiiidae		2
119	201684	1187	72	Sipuncula		1
119	201684	5802	812701	Ophiuridae		1
119	201684			Total		675
120	201685	5806	370397	Corymorphidae		3
120	201685	1065	3740	Anthozoa		1
120	201685	1279	3901	Turbellaria		1
120	201685	462	43	Nemertea		10
120	201685	2040	47	Nematoda	P	0
120	201685	2069	500113	Phyllodocidae		20
120	201685	2071	500124	Nereidae		1
120	201685	2070	500125	Nephtyidae		13
120	201685	2065	500131	Lumbrineridae		64
120	201685	4673	500136	Dorvilleidae		2
120	201685	2062	500141	Paraonidae		177
120	201685	2068	500143	Spionidae		94
120	201685	5786	500146	Poecilochaetidae		13
120	201685	2066	500150	Cirratulidae		75
120	201685	5785	500152	Cossuridae		7
120	201685	2078	500160	Capitellidae		100
120	201685	2075	500163	Maldanidae		11
120	201685	3888	500164	Oweniidae		6
120	201685	2076	500167	Ampharetidae		59
120	201685	1338	500168	Terebellidae		28
120	201685	5788	500169	Trichobranchidae		86

REPORT TO CZM ON SEDIMENT AND INFAUNA FROM OSV BOLD SURVEY

Station	Sample	Scode	Strcode	Taxon	Cond	Count
120	201685	2079	500170	Sabellidae		150
120	201685	466	5004	Oligochaeta		4
120	201685	5816	510320	Rissoidae		3
120	201685	5817	511004	Cylichnidae		1
120	201685	5819	550202	Nuculidae		32
120	201685	5820	550204	Nuculanidae		2
120	201685	182	550701	Mytilidae		7
120	201685	5821	551502	Thyasiriidae		44
120	201685	5824	551519	Astartidae		1
120	201685	5829	552007	Periplomatidae		11
120	201685	5836	560001	Dentaliidae		3
120	201685	9360800	615404	Leuconidae		14
120	201685	5795	615405	Diastylidae		2
120	201685	731	616937	Oedicerotidae		1
120	201685	281	616942	Phoxocephalidae		3
120	201685	1133	617101	Caprellidae		1
120	201685	1926	77	Phoronida		2
120	201685	5802	812701	Ophiuridae		1
120	201685	5803	815502	Echinarachniidae		1
120	201685			Total		1054
121	201686	1279	3901	Turbellaria		2
121	201686	462	43	Nemertea		13
121	201686	2040	47	Nematoda	P	0
121	201686	2077	500102	Polynoidae		1
121	201686	4475	500104	Pholoidae		3
121	201686	2069	500113	Phyllodocidae		29
121	201686	2064	500123	Syllidae		1
121	201686	2071	500124	Nereidae		1
121	201686	2070	500125	Nephtyidae		16
121	201686	2065	500131	Lumbrineridae		50
121	201686	4673	500136	Dorvilleidae		3
121	201686	2062	500141	Paraonidae		105
121	201686	2068	500143	Spionidae		45
121	201686	5786	500146	Poecilochaetidae		1
121	201686	2066	500150	Cirratulidae		80
121	201686	5785	500152	Cossuridae		5
121	201686	1123	500154	Flabelligeridae		1
121	201686	9113590	500157	Scalibregmidae		1
121	201686	9113930	500158	Opheliidae		2
121	201686	2078	500160	Capitellidae		73
121	201686	2075	500163	Maldanidae		40
121	201686	3888	500164	Oweniidae		31
121	201686	2076	500167	Ampharetidae		103
121	201686	1338	500168	Terebellidae		13
121	201686	5788	500169	Trichobranchidae		234
121	201686	2079	500170	Sabellidae		158
121	201686	19	5002	Archannelida		3
121	201686	5816	510320	Rissoidae		18

REPORT TO CZM ON SEDIMENT AND INFAUNA FROM OSV BOLD SURVEY

Station	Sample	Scode	Strcode	Taxon	Cond	Count
121	201686	5817	511004	Cylichnidae		2
121	201686	5819	550202	Nuculidae		74
121	201686	5820	550204	Nuculanidae		4
121	201686	182	550701	Mytilidae		32
121	201686	5821	551502	Thyasiriidae		51
121	201686	5829	552007	Periplomatidae		10
121	201686	5836	560001	Dentaliidae		1
121	201686	1079	6110	Ostracoda	P	0
121	201686	1075	6117	Copepoda	P	0
121	201686	9360800	615404	Leuconidae		3
121	201686	5795	615405	Diastylidae		4
121	201686	5801	615408	Nannastacidae		9
121	201686	1223	616001	Anthuridae		1
121	201686	5794	616202	Idoteidae		2
121	201686	5800	616398	Paramunnidae		1
121	201686	722	616902	Ampeliscidae		19
121	201686	5793	616915	Unciolidae		1
121	201686	732	616926	Photidae		7
121	201686	270	616927	Ischyroceridae		1
121	201686	731	616937	Oedicerotidae		1
121	201686	281	616942	Phoxocephalidae		6
121	201686	433	616943	Pleustidae		2
121	201686	575	616948	Stenothoidae		1
121	201686	1133	617101	Caprellidae		5
121	201686	1187	72	Sipuncula		1
121	201686			Total		1270
122	201687	1065	3740	Anthozoa		1
122	201687	462	43	Nemertea		6
122	201687	2040	47	Nematoda	P	0
122	201687	2077	500102	Polynoidae		1
122	201687	4475	500104	Pholoidae		2
122	201687	2069	500113	Phyllodocidae		14
122	201687	2064	500123	Syllidae		1
122	201687	2071	500124	Nereidae		3
122	201687	2070	500125	Nephtyidae		11
122	201687	4911	500126	Sphaerodoridae		1
122	201687	2065	500131	Lumbrineridae		26
122	201687	4673	500136	Dorvilleidae		2
122	201687	2062	500141	Paraonidae		68
122	201687	2068	500143	Spionidae		16
122	201687	5786	500146	Poecilochaetidae		1
122	201687	2066	500150	Cirratulidae		39
122	201687	1123	500154	Flabelligeridae		2
122	201687	9113590	500157	Scalibregmidae		1
122	201687	2078	500160	Capitellidae		9
122	201687	2075	500163	Maldanidae		30
122	201687	2076	500167	Ampharetidae		46
122	201687	1338	500168	Terebellidae		3

REPORT TO CZM ON SEDIMENT AND INFAUNA FROM OSV BOLD SURVEY

Station	Sample	Scode	Strcode	Taxon	Cond	Count
122	201687	5788	500169	Trichobranchidae		42
122	201687	2079	500170	Sabellidae		53
122	201687	5819	550202	Nuculidae		22
122	201687	5820	550204	Nuculanidae		3
122	201687	182	550701	Mytilidae		5
122	201687	5821	551502	Thyasiriidae		13
122	201687	5829	552007	Periplomatidae		4
122	201687	1079	6110	Ostracoda	P	0
122	201687	9360800	615404	Leuconidae		1
122	201687	722	616902	Ampeliscidae		2
122	201687	281	616942	Phoxocephalidae		3
122	201687	1133	617101	Caprellidae		1
122	201687			Total		432
123	201688	5806	370397	Corymorphidae		1
123	201688	1065	3740	Anthozoa		4
123	201688	462	43	Nemertea		10
123	201688	2040	47	Nematoda	P	0
123	201688	2077	500102	Polynoidae		2
123	201688	4475	500104	Pholoidae		1
123	201688	2069	500113	Phyllodocidae		3
123	201688	2064	500123	Syllidae		1
123	201688	2070	500125	Nephtyidae		12
123	201688	2065	500131	Lumbrineridae		44
123	201688	4673	500136	Dorvilleidae		2
123	201688	2062	500141	Paraonidae		96
123	201688	2068	500143	Spionidae		41
123	201688	5786	500146	Poecilochaetidae		1
123	201688	2066	500150	Cirratulidae		113
123	201688	5785	500152	Cossuridae		15
123	201688	2078	500160	Capitellidae		52
123	201688	2075	500163	Maldanidae		18
123	201688	3888	500164	Oweniidae		9
123	201688	2076	500167	Ampharetidae		41
123	201688	1338	500168	Terebellidae		5
123	201688	5788	500169	Trichobranchidae		114
123	201688	2079	500170	Sabellidae		77
123	201688	2097	51	Gastropoda		1
123	201688	5816	510320	Rissoidae		12
123	201688	5819	550202	Nuculidae		122
123	201688	5820	550204	Nuculanidae		16
123	201688	182	550701	Mytilidae		46
123	201688	5821	551502	Thyasiriidae		82
123	201688	5824	551519	Astartidae		4
123	201688	5828	552005	Lyonsiidae		1
123	201688	5829	552007	Periplomatidae		16
123	201688	5836	560001	Dentaliidae		1
123	201688	9360800	615404	Leuconidae		3
123	201688	5795	615405	Diastylidae		5

REPORT TO CZM ON SEDIMENT AND INFAUNA FROM OSV BOLD SURVEY

Station	Sample	Scode	Strcode	Taxon	Cond	Count
123	201688	5801	615408	Nannastacidae		18
123	201688	5794	616202	Idoteidae		2
123	201688	5800	616398	Paramunnidae		3
123	201688	722	616902	Ampeliscidae		17
123	201688	7563920	616907	Argissidae		1
123	201688	732	616926	Photidae		4
123	201688	9565460	616935	Melphidippidae		1
123	201688	281	616942	Phoxocephalidae		13
123	201688	433	616943	Pleustidae		1
123	201688	5792	616944	Dulichidae		2
123	201688	1133	617101	Caprellidae		4
123	201688	1926	77	Phoronida		1
123	201688	5802	812701	Ophiuridae		2
123	201688			Total		1040
124	201689	1065	3740	Anthozoa		4
124	201689	462	43	Nemertea		18
124	201689	2040	47	Nematoda	P	0
124	201689	4475	500104	Pholoidae		2
124	201689	2069	500113	Phyllodocidae		31
124	201689	2064	500123	Syllidae		1
124	201689	2071	500124	Nereidae		1
124	201689	2070	500125	Nephtyidae		25
124	201689	4911	500126	Sphaerodoridae		2
124	201689	2065	500131	Lumbrineridae		43
124	201689	4673	500136	Dorvilleidae		3
124	201689	2062	500141	Paraonidae		102
124	201689	2068	500143	Spionidae		22
124	201689	5786	500146	Poecilochaetidae		1
124	201689	2066	500150	Cirratulidae		63
124	201689	5785	500152	Cossuridae		17
124	201689	9113930	500158	Opheliidae		1
124	201689	2078	500160	Capitellidae		63
124	201689	2075	500163	Maldanidae		13
124	201689	3888	500164	Oweniidae		6
124	201689	2076	500167	Ampharetidae		21
124	201689	1338	500168	Terebellidae		3
124	201689	5788	500169	Trichobranchidae		101
124	201689	2079	500170	Sabellidae		76
124	201689	19	5002	Archiannelida		2
124	201689	2097	51	Gastropoda		2
124	201689	5816	510320	Rissoidae		70
124	201689	5817	511004	Cylichnidae		1
124	201689	5819	550202	Nuculidae		80
124	201689	5820	550204	Nuculanidae		14
124	201689	182	550701	Mytilidae		45
124	201689	5821	551502	Thyasiriidae		26
124	201689	5824	551519	Astartidae		2
124	201689	5830	551539	Arcticidae		5

REPORT TO CZM ON SEDIMENT AND INFAUNA FROM OSV BOLD SURVEY

Station	Sample	Scode	Strcode	Taxon	Cond	Count
124	201689	5828	552005	Lyonsiidae		6
124	201689	5829	552007	Periplomatidae		7
124	201689	5836	560001	Dentaliidae		1
124	201689	1079	6110	Ostracoda	P	0
124	201689	9360800	615404	Leuconidae		5
124	201689	5801	615408	Nannastacidae		17
124	201689	722	616902	Ampeliscidae		3
124	201689	570	616921	Melitidae		1
124	201689	732	616926	Photidae		5
124	201689	3513	616934	Lysianassidae		1
124	201689	731	616937	Oedicerotidae		1
124	201689	433	616943	Pleustidae		5
124	201689	5792	616944	Dulichidae		1
124	201689	575	616948	Stenothoidae		2
124	201689	1133	617101	Caprellidae		28
124	201689	1926	77	Phoronida		5
124	201689	5802	812701	Ophiuridae		1
124	201689			Total		955
125	201690	1065	3740	Anthozoa		2
125	201690	1279	3901	Turbellaria		1
125	201690	462	43	Nemertea		11
125	201690	2040	47	Nematoda	P	0
125	201690	2077	500102	Polynoidae		1
125	201690	4475	500104	Pholoidae		11
125	201690	2069	500113	Phyllodocidae		20
125	201690	2064	500123	Syllidae		2
125	201690	2071	500124	Nereidae		2
125	201690	2070	500125	Nephtyidae		20
125	201690	2065	500131	Lumbrineridae		45
125	201690	4673	500136	Dorvilleidae		1
125	201690	2062	500141	Paraonidae		128
125	201690	2068	500143	Spionidae		30
125	201690	2066	500150	Cirratulidae		103
125	201690	5785	500152	Cossuridae		9
125	201690	1123	500154	Flabelligeridae		1
125	201690	9113930	500158	Opheliidae		1
125	201690	2078	500160	Capitellidae		65
125	201690	2075	500163	Maldanidae		41
125	201690	3888	500164	Oweniidae		1
125	201690	2076	500167	Ampharetidae		88
125	201690	1338	500168	Terebellidae		3
125	201690	5788	500169	Trichobranchidae		103
125	201690	2079	500170	Sabellidae		126
125	201690	5816	510320	Rissoidae		17
125	201690	4511	510508	Nassariidae		2
125	201690	5819	550202	Nuculidae		91
125	201690	5820	550204	Nuculanidae		5
125	201690	182	550701	Mytilidae		63

REPORT TO CZM ON SEDIMENT AND INFAUNA FROM OSV BOLD SURVEY

Station	Sample	Scode	Strcode	Taxon	Cond	Count
125	201690	5821	551502	Thyasiriidae		66
125	201690	5824	551519	Astartidae		6
125	201690	425	551522	Cardiidae		1
125	201690	5830	551539	Arcticidae		1
125	201690	5828	552005	Lyonsiidae		4
125	201690	5829	552007	Periplomatidae		21
125	201690	5836	560001	Dentaliidae		3
125	201690	1079	6110	Ostracoda	P	0
125	201690	1075	6117	Copepoda	P	0
125	201690	9360800	615404	Leuconidae		5
125	201690	5801	615408	Nannastacidae		7
125	201690	5800	616398	Paramunnidae		2
125	201690	722	616902	Ampeliscidae		10
125	201690	259	616915	Corophiidae		2
125	201690	732	616926	Photidae		1
125	201690	270	616927	Ischyroceridae		2
125	201690	9565460	616935	Melphidippidae		1
125	201690	281	616942	Phoxocephalidae		8
125	201690	433	616943	Pleustidae		1
125	201690	575	616948	Stenothoidae		1
125	201690	5807	616997	Uristidae		1
125	201690	1133	617101	Caprellidae		1
125	201690	1926	77	Phoronida		2
125	201690	5810	820101	Harrimaniidae		1
125	201690			Total		1140
126	201691	1065	3740	Anthozoa		6
126	201691	462	43	Nemertea		13
126	201691	2040	47	Nematoda	P	0
126	201691	2077	500102	Polynoidae		1
126	201691	4475	500104	Pholoidae		1
126	201691	2069	500113	Phyllodocidae		6
126	201691	2064	500123	Syllidae		2
126	201691	2071	500124	Nereidae		1
126	201691	2070	500125	Nephtyidae		15
126	201691	4911	500126	Sphaerodoridae		2
126	201691	2065	500131	Lumbrineridae		89
126	201691	4673	500136	Dorvilleidae		7
126	201691	2062	500141	Paraonidae		227
126	201691	5791	500142	Apistobranchidae		3
126	201691	2068	500143	Spionidae		83
126	201691	5786	500146	Poecilochaetidae		3
126	201691	2066	500150	Cirratulidae		153
126	201691	5785	500152	Cossuridae		5
126	201691	2078	500160	Capitellidae		84
126	201691	2075	500163	Maldanidae		1
126	201691	3888	500164	Oweniidae		2
126	201691	2076	500167	Ampharetidae		36
126	201691	1338	500168	Terebellidae		6

REPORT TO CZM ON SEDIMENT AND INFAUNA FROM OSV BOLD SURVEY

Station	Sample	Scode	Strcode	Taxon	Cond	Count
126	201691	5788	500169	Trichobranchidae		195
126	201691	2079	500170	Sabellidae		194
126	201691	19	5002	Archiannelida		3
126	201691	466	5004	Oligochaeta		1
126	201691	5816	510320	Rissoidae		2
126	201691	5819	550202	Nuculidae		271
126	201691	5820	550204	Nuculanidae		1
126	201691	182	550701	Mytilidae		6
126	201691	5821	551502	Thyasiriidae		30
126	201691	5824	551519	Astartidae		10
126	201691	5828	552005	Lyonsiidae		1
126	201691	5829	552007	Periplomatidae		8
126	201691	5836	560001	Dentaliidae		1
126	201691	1079	6110	Ostracoda	P	0
126	201691	1075	6117	Copepoda	P	0
126	201691	9360800	615404	Leuconidae		3
126	201691	5801	615408	Nannastacidae		12
126	201691	722	616902	Ampeliscidae		1
126	201691	7563920	616907	Argissidae		1
126	201691	732	616926	Photidae		2
126	201691	731	616937	Oedicerotidae		2
126	201691	433	616943	Pleustidae		1
126	201691	5807	616997	Uristidae		2
126	201691	1133	617101	Caprellidae		2
126	201691	1926	77	Phoronida		2
126	201691			Total		1497
127	201692	5806	370397	Corymorphidae		9
127	201692	1065	3740	Anthozoa		4
127	201692	462	43	Nemertea		19
127	201692	2040	47	Nematoda	P	0
127	201692	2077	500102	Polynoidae		4
127	201692	4475	500104	Pholoidae		2
127	201692	2069	500113	Phyllodocidae		21
127	201692	2064	500123	Syllidae		12
127	201692	2071	500124	Nereidae		1
127	201692	2070	500125	Nephtyidae		27
127	201692	2065	500131	Lumbrineridae		22
127	201692	4673	500136	Dorvilleidae		2
127	201692	2072	500140	Orbiniidae		2
127	201692	2062	500141	Paraonidae		76
127	201692	5791	500142	Apistobranchidae		2
127	201692	2068	500143	Spionidae		116
127	201692	5786	500146	Poecilochaetidae		9
127	201692	2066	500150	Cirratulidae		16
127	201692	5785	500152	Cossuridae		1
127	201692	9113590	500157	Scalibregmidae		1
127	201692	2078	500160	Capitellidae		37
127	201692	2075	500163	Maldanidae		67

REPORT TO CZM ON SEDIMENT AND INFAUNA FROM OSV BOLD SURVEY

Station	Sample	Scode	Strcode	Taxon	Cond	Count
127	201692	3888	500164	Oweniidae		8
127	201692	2076	500167	Ampharetidae		51
127	201692	1338	500168	Terebellidae		5
127	201692	5788	500169	Trichobranchidae		30
127	201692	2079	500170	Sabellidae		40
127	201692	5816	510320	Rissoidae		38
127	201692	5817	511004	Cylichnidae		2
127	201692	5819	550202	Nuculidae		13
127	201692	5820	550204	Nuculanidae		3
127	201692	182	550701	Mytilidae		16
127	201692	5821	551502	Thyasiriidae		25
127	201692	425	551522	Cardiidae		1
127	201692	5830	551539	Arcticidae		3
127	201692	5829	552007	Periplomatidae		5
127	201692	5836	560001	Dentaliidae		4
127	201692	1079	6110	Ostracoda	P	0
127	201692	9360800	615404	Leuconidae		6
127	201692	5795	615405	Diastylidae		10
127	201692	5801	615408	Nannastacidae		13
127	201692	5794	616202	Idoteidae		2
127	201692	5800	616398	Paramunnidae		2
127	201692	722	616902	Ampeliscidae		1
127	201692	7563920	616907	Argissidae		2
127	201692	732	616926	Photidae		2
127	201692	281	616942	Phoxocephalidae		8
127	201692	433	616943	Pleustidae		2
127	201692	575	616948	Stenothoidae		3
127	201692	5807	616997	Uristidae		1
127	201692	1133	617101	Caprellidae		15
127	201692	1187	72	Sipuncula		1
127	201692	1926	77	Phoronida		2
127	201692			Total		764
128	201693	462	43	Nemertea		18
128	201693	2040	47	Nematoda	P	0
128	201693	2077	500102	Polynoidae		1
128	201693	2069	500113	Phyllodocidae		14
128	201693	4685	500121	Hesionidae		1
128	201693	2064	500123	Syllidae		57
128	201693	2071	500124	Nereidae		1
128	201693	2070	500125	Nephtyidae		7
128	201693	4673	500136	Dorvilleidae		2
128	201693	2072	500140	Orbiniidae		1
128	201693	2062	500141	Paraonidae		19
128	201693	2068	500143	Spionidae		44
128	201693	5786	500146	Poecilochaetidae		10
128	201693	2066	500150	Cirratulidae		57
128	201693	2078	500160	Capitellidae		2
128	201693	2075	500163	Maldanidae		4

REPORT TO CZM ON SEDIMENT AND INFAUNA FROM OSV BOLD SURVEY

Station	Sample	Scode	Strcode	Taxon	Cond	Count
128	201693	3888	500164	Oweniidae		1
128	201693	2076	500167	Ampharetidae		2
128	201693	2079	500170	Sabellidae		2
128	201693	19	5002	Archiannelida		273
128	201693	466	5004	Oligochaeta		62
128	201693	5831	510210	Trochidae		1
128	201693	9017001	551529	Solenidae		5
128	201693	5827	551706	Hiatellidae		2
128	201693	5829	552007	Periplomatidae		1
128	201693	1079	6110	Ostracoda	P	0
128	201693	1075	6117	Copepoda	P	0
128	201693	9360800	615404	Leuconidae		1
128	201693	5815	615406	Pseudocumatidae		1
128	201693	5797	615798	Nototanaiidae		30
128	201693	5799	616101	Cirolanidae		5
128	201693	5794	616202	Idoteidae		2
128	201693	259	616915	Corophiidae		2
128	201693	5793	616915	Unciolidae		224
128	201693	728	616922	Haustoriidae		6
128	201693	732	616926	Photidae		1
128	201693	281	616942	Phoxocephalidae		13
128	201693	5803	815502	Echinarachniidae		10
128	201693	5059	840601	Styelidae		2
128	201693			Total		884
129	201694	1065	3740	Anthozoa		7
129	201694	462	43	Nemertea		13
129	201694	2040	47	Nematoda	P	0
129	201694	4475	500104	Pholoidae		3
129	201694	2069	500113	Phyllodocidae		29
129	201694	2064	500123	Syllidae		2
129	201694	2070	500125	Nephtyidae		88
129	201694	1856	500128	Goniadidae		1
129	201694	2065	500131	Lumbrineridae		73
129	201694	2072	500140	Orbiniidae		1
129	201694	2062	500141	Paraonidae		31
129	201694	2068	500143	Spionidae		821
129	201694	5786	500146	Poecilochaetidae		3
129	201694	2066	500150	Cirratulidae		24
129	201694	5785	500152	Cossuridae		1
129	201694	1123	500154	Flabelligeridae		1
129	201694	2078	500160	Capitellidae		73
129	201694	2075	500163	Maldanidae		1
129	201694	3888	500164	Oweniidae		4
129	201694	2079	500170	Sabellidae		3
129	201694	19	5002	Archiannelida		1
129	201694	466	5004	Oligochaeta		3
129	201694	4511	510508	Nassariidae		1
129	201694	5819	550202	Nuculidae		206

REPORT TO CZM ON SEDIMENT AND INFAUNA FROM OSV BOLD SURVEY

Station	Sample	Scode	Strcode	Taxon	Cond	Count
129	201694	182	550701	Mytilidae		8
129	201694	425	551522	Cardiidae		2
129	201694	5830	551539	Arcticidae		8
129	201694	5829	552007	Periplomatidae		11
129	201694	1079	6110	Ostracoda	P	0
129	201694	5794	616202	Idoteidae		8
129	201694	722	616902	Ampeliscidae		1
129	201694	5793	616915	Unciolidae		4
129	201694	732	616926	Photidae		8
129	201694	3513	616934	Lysianassidae		1
129	201694	433	616943	Pleustidae		1
129	201694	5792	616944	Dulichiiidae		1
129	201694	5807	616997	Uristidae		1
129	201694	1926	77	Phoronida		2
129	201694	5803	815502	Echinarachniidae		1
129	201694			Total		1447
149	201695	462	43	Nemertea		5
149	201695	2040	47	Nematoda	P	0
149	201695	2077	500102	Polynoidae		1
149	201695	2069	500113	Phyllodocidae		42
149	201695	2064	500123	Syllidae		16
149	201695	2071	500124	Nereidae		1
149	201695	2070	500125	Nephtyidae		2
149	201695	1856	500128	Goniadidae		1
149	201695	2065	500131	Lumbrineridae		13
149	201695	2072	500140	Orbiniidae		18
149	201695	2062	500141	Paraonidae		250
149	201695	2068	500143	Spionidae		87
149	201695	5786	500146	Poecilochaetidae		1
149	201695	2066	500150	Cirratulidae		299
149	201695	2078	500160	Capitellidae		24
149	201695	2075	500163	Maldanidae		2
149	201695	3888	500164	Oweniidae		63
149	201695	2076	500167	Ampharetidae		2
149	201695	19	5002	Archannelida		51
149	201695	4511	510508	Nassariidae		2
149	201695	5819	550202	Nuculidae		42
149	201695	5820	550204	Nuculanidae		1
149	201695	182	550701	Mytilidae		3
149	201695	9017001	551529	Solenidae		1
149	201695	5830	551539	Arcticidae		6
149	201695	5829	552007	Periplomatidae		4
149	201695	1079	6110	Ostracoda	P	0
149	201695	5794	616202	Idoteidae		1
149	201695	732	616926	Photidae		2
149	201695	1187	72	Sipuncula		1
149	201695	1926	77	Phoronida		4
149	201695			Total		945

REPORT TO CZM ON SEDIMENT AND INFAUNA FROM OSV BOLD SURVEY

Station	Sample	Scode	Strcode	Taxon	Cond	Count
150	201696	5806	370397	Corymorphidae		1
150	201696	462	43	Nemertea		1
150	201696	2040	47	Nematoda	P	0
150	201696	2073	500106	Sigalionidae		3
150	201696	2069	500113	Phyllodocidae		36
150	201696	2064	500123	Syllidae		7
150	201696	2071	500124	Nereidae		1
150	201696	2070	500125	Nephtyidae		8
150	201696	2065	500131	Lumbrineridae		31
150	201696	2072	500140	Orbiniidae		19
150	201696	2062	500141	Paraonidae		370
150	201696	2068	500143	Spionidae		134
150	201696	5786	500146	Poecilochaetidae		16
150	201696	2066	500150	Cirratulidae		109
150	201696	1123	500154	Flabelligeridae		2
150	201696	2078	500160	Capitellidae		29
150	201696	2075	500163	Maldanidae		2
150	201696	3888	500164	Oweniidae		2
150	201696	2076	500167	Ampharetidae		2
150	201696	19	5002	Archiannelida		15
150	201696	466	5004	Oligochaeta		1
150	201696	4511	510508	Nassariidae		1
150	201696	5819	550202	Nuculidae		167
150	201696	5820	550204	Nuculanidae		2
150	201696	5824	551519	Astartidae		1
150	201696	9017001	551529	Solenidae		2
150	201696	1079	6110	Ostracoda	P	0
150	201696	5799	616101	Cirolanidae		1
150	201696	5794	616202	Idoteidae		5
150	201696	722	616902	Ampeliscidae		1
150	201696	724	616906	Aoridae		1
150	201696	732	616926	Photidae		3
150	201696	281	616942	Phoxocephalidae		1
150	201696	5808	618803	Cancriidae		1
150	201696	5803	815502	Echinarachniidae		1
150	201696			Total		976
154	201697	5806	370397	Corymorphidae		1
154	201697	1065	3740	Anthozoa		3
154	201697	1279	3901	Turbellaria		1
154	201697	462	43	Nemertea		6
154	201697	2040	47	Nematoda	P	0
154	201697	2077	500102	Polynoidae		3
154	201697	4475	500104	Pholoidae		1
154	201697	2069	500113	Phyllodocidae		106
154	201697	2064	500123	Syllidae		5
154	201697	2070	500125	Nephtyidae		5
154	201697	1856	500128	Goniadidae		4
154	201697	2065	500131	Lumbrineridae		81

REPORT TO CZM ON SEDIMENT AND INFAUNA FROM OSV BOLD SURVEY

Station	Sample	Scode	Strcode	Taxon	Cond	Count
154	201697	4673	500136	Dorvilleidae		3
154	201697	2072	500140	Orbiniidae		20
154	201697	2062	500141	Paraonidae		156
154	201697	2068	500143	Spionidae		206
154	201697	5786	500146	Poecilochaetidae		7
154	201697	2066	500150	Cirratulidae		164
154	201697	2078	500160	Capitellidae		48
154	201697	3888	500164	Oweniidae		66
154	201697	2076	500167	Ampharetidae		5
154	201697	5788	500169	Trichobranchidae		1
154	201697	2079	500170	Sabellidae		7
154	201697	19	5002	Archiannelida		54
154	201697	466	5004	Oligochaeta		5
154	201697	4511	510508	Nassariidae		1
154	201697	5819	550202	Nuculidae		40
154	201697	5820	550204	Nuculanidae		1
154	201697	5821	551502	Thyasiriidae		4
154	201697	5824	551519	Astartidae		2
154	201697	425	551522	Cardiidae		2
154	201697	5830	551539	Arcticidae		1
154	201697	5825	551547	Veneridae		3
154	201697	5829	552007	Periplomatidae		34
154	201697	1079	6110	Ostracoda	P	0
154	201697	5794	616202	Idoteidae		12
154	201697	7563920	616907	Argissidae		1
154	201697	732	616926	Photidae		2
154	201697	270	616927	Ischyroceridae		1
154	201697	575	616948	Stenothoidae		1
154	201697	1926	77	Phoronida		17
154	201697			Total		1080
162	201698	462	43	Nemertea		7
162	201698	2040	47	Nematoda	P	0
162	201698	2077	500102	Polynoidae		1
162	201698	4475	500104	Pholoidae		2
162	201698	2069	500113	Phyllodocidae		50
162	201698	2064	500123	Syllidae		13
162	201698	2070	500125	Nephtyidae		5
162	201698	2065	500131	Lumbrineridae		62
162	201698	2072	500140	Orbiniidae		16
162	201698	2062	500141	Paraonidae		135
162	201698	2068	500143	Spionidae		593
162	201698	5786	500146	Poecilochaetidae		2
162	201698	2066	500150	Cirratulidae		73
162	201698	9113590	500157	Scalibregmidae		1
162	201698	9113930	500158	Opheliidae		1
162	201698	2078	500160	Capitellidae		99
162	201698	2075	500163	Maldanidae		1
162	201698	3888	500164	Oweniidae		13

REPORT TO CZM ON SEDIMENT AND INFAUNA FROM OSV BOLD SURVEY

Station	Sample	Scode	Strcode	Taxon	Cond	Count
162	201698	2076	500167	Ampharetidae		1
162	201698	2079	500170	Sabellidae		1
162	201698	19	5002	Archiannelida		16
162	201698	466	5004	Oligochaeta		7
162	201698	5045	510376	Naticidae		1
162	201698	4511	510508	Nassariidae		1
162	201698	5819	550202	Nuculidae		4
162	201698	182	550701	Mytilidae		3
162	201698	5824	551519	Astartidae		2
162	201698	9017001	551529	Solenidae		13
162	201698	5830	551539	Arcticidae		9
162	201698	5825	551547	Veneridae		1
162	201698	5829	552007	Periplomatidae		4
162	201698	1079	6110	Ostracoda	P	0
162	201698	5794	616202	Idoteidae		1
162	201698	722	616902	Ampeliscidae		1
162	201698	270	616927	Ischyroceridae		1
162	201698	1926	77	Phoronida		5
162	201698			Total		1145
168	201699	1065	3740	Anthozoa		8
168	201699	462	43	Nemertea		4
168	201699	2040	47	Nematoda	P	0
168	201699	4475	500104	Pholoidae		1
168	201699	2073	500106	Sigalionidae		1
168	201699	2069	500113	Phyllodocidae		19
168	201699	2064	500123	Syllidae		1
168	201699	2070	500125	Nephtyidae		4
168	201699	2065	500131	Lumbrineridae		2
168	201699	4673	500136	Dorvilleidae		1
168	201699	2072	500140	Orbiniidae		7
168	201699	2062	500141	Paraonidae		8
168	201699	2068	500143	Spionidae		16
168	201699	5786	500146	Poecilochaetidae		1
168	201699	2066	500150	Cirratulidae		4
168	201699	1123	500154	Flabelligeridae		2
168	201699	2078	500160	Capitellidae		6
168	201699	2076	500167	Ampharetidae		1
168	201699	2079	500170	Sabellidae		1
168	201699	19	5002	Archiannelida		1
168	201699	4511	510508	Nassariidae		2
168	201699	425	551522	Cardiidae		2
168	201699	9017001	551529	Solenidae		98
168	201699	202	551531	Tellinidae		4
168	201699	1079	6110	Ostracoda	P	0
168	201699	5795	615405	Diastylidae		27
168	201699	5799	616101	Cirolanidae		4
168	201699	5794	616202	Idoteidae		7
168	201699	5793	616915	Unciolidae		2

REPORT TO CZM ON SEDIMENT AND INFAUNA FROM OSV BOLD SURVEY

Station	Sample	Scode	Strcode	Taxon	Cond	Count
168	201699	732	616926	Photidae		4
168	201699	281	616942	Phoxocephalidae		3
168	201699	5803	815502	Echinarachniidae		29
168	201699	5059	840601	Styelidae		1
168	201699			Total		271
170	201700	5806	370397	Corymorphidae		1
170	201700	462	43	Nemertea		4
170	201700	2040	47	Nematoda	P	0
170	201700	2077	500102	Polynoidae		7
170	201700	4475	500104	Pholoidae		1
170	201700	2069	500113	Phyllodocidae		41
170	201700	2064	500123	Syllidae		17
170	201700	2071	500124	Nereidae		4
170	201700	2070	500125	Nephtyidae		8
170	201700	4911	500126	Sphaerodoridae		1
170	201700	2065	500131	Lumbrineridae		48
170	201700	4673	500136	Dorvilleidae		1
170	201700	2062	500141	Paraonidae		79
170	201700	5791	500142	Apistobrachidae		1
170	201700	2068	500143	Spionidae		191
170	201700	5786	500146	Poecilochaetidae		7
170	201700	2066	500150	Cirratulidae		47
170	201700	1123	500154	Flabelligeridae		5
170	201700	2078	500160	Capitellidae		35
170	201700	2075	500163	Maldanidae		81
170	201700	3888	500164	Oweniidae		4
170	201700	2063	500166	Pectinariidae		1
170	201700	2076	500167	Ampharetidae		18
170	201700	1338	500168	Terebellidae		2
170	201700	5788	500169	Trichobrachidae		29
170	201700	2079	500170	Sabellidae		27
170	201700	19	5002	Archiannelida		1
170	201700	466	5004	Oligochaeta		1
170	201700	5816	510320	Rissoidae		19
170	201700	5247	510504	Buccinidae		1
170	201700	426	510602	Turridae		1
170	201700	5817	511004	Cylichnidae		2
170	201700	5819	550202	Nuculidae		28
170	201700	5820	550204	Nuculanidae		2
170	201700	182	550701	Mytilidae		56
170	201700	5821	551502	Thyasiriidae		35
170	201700	5824	551519	Astartidae		6
170	201700	9017001	551529	Solenidae		1
170	201700	5828	552005	Lyonsiidae		1
170	201700	5829	552007	Periplomatidae		11
170	201700	1079	6110	Ostracoda	P	0
170	201700	5801	615408	Nannastacidae		11
170	201700	1223	616001	Anthuridae		1

REPORT TO CZM ON SEDIMENT AND INFAUNA FROM OSV BOLD SURVEY

Station	Sample	Scode	Strcode	Taxon	Cond	Count
170	201700	5800	616398	Paramunnidae		1
170	201700	722	616902	Ampeliscidae		3
170	201700	7563920	616907	Argissidae		1
170	201700	259	616915	Corophiidae		3
170	201700	5793	616915	Unciolidae		2
170	201700	270	616927	Ischyroceridae		1
170	201700	3513	616934	Lysianassidae		1
170	201700	731	616937	Oedicerotidae		1
170	201700	281	616942	Phoxocephalidae		6
170	201700	433	616943	Pleustidae		1
170	201700	5792	616944	Dulichidae		2
170	201700	1133	617101	Caprellidae		5
170	201700	1187	72	Sipuncula		2
170	201700	1926	77	Phoronida		1
170	201700			Total		867
171	201701	5806	370397	Corymorphidae		4
171	201701	1065	3740	Anthozoa		4
171	201701	462	43	Nemertea		6
171	201701	2040	47	Nematoda	P	0
171	201701	2077	500102	Polynoidae		3
171	201701	4475	500104	Pholoidae		3
171	201701	2069	500113	Phyllodocidae		22
171	201701	2064	500123	Syllidae		3
171	201701	2071	500124	Nereidae		1
171	201701	2070	500125	Nephtyidae		8
171	201701	4911	500126	Sphaerodoridae		3
171	201701	4674	500129	Onuphidae		1
171	201701	2065	500131	Lumbrineridae		39
171	201701	2072	500140	Orbiniidae		1
171	201701	2062	500141	Paraonidae		78
171	201701	5791	500142	Apistobranchidae		1
171	201701	2068	500143	Spionidae		137
171	201701	5786	500146	Poecilochaetidae		21
171	201701	2066	500150	Cirratulidae		16
171	201701	5785	500152	Cossuridae		1
171	201701	1123	500154	Flabelligeridae		4
171	201701	9113590	500157	Scalibregmidae		1
171	201701	2078	500160	Capitellidae		36
171	201701	2075	500163	Maldanidae		63
171	201701	3888	500164	Oweniidae		2
171	201701	2076	500167	Ampharetidae		28
171	201701	1338	500168	Terebellidae		7
171	201701	5788	500169	Trichobranchidae		127
171	201701	2079	500170	Sabellidae		138
171	201701	5816	510320	Rissoidae		19
171	201701	5819	550202	Nuculidae		7
171	201701	5820	550204	Nuculanidae		4
171	201701	182	550701	Mytilidae		14

REPORT TO CZM ON SEDIMENT AND INFAUNA FROM OSV BOLD SURVEY

Station	Sample	Scode	Strcode	Taxon	Cond	Count
171	201701	5821	551502	Thyasiriidae		35
171	201701	5824	551519	Astartidae		3
171	201701	4588	551701	Myidae		1
171	201701	5829	552007	Periplomatidae		16
171	201701	5836	560001	Dentaliidae		3
171	201701	1079	6110	Ostracoda	P	0
171	201701	9360800	615404	Leuconidae		5
171	201701	5795	615405	Diastylidae		13
171	201701	5801	615408	Nannastacidae		8
171	201701	1223	616001	Anthuridae		1
171	201701	5794	616202	Idoteidae		8
171	201701	5800	616398	Paramunnidae		1
171	201701	722	616902	Ampeliscidae		10
171	201701	7563920	616907	Argissidae		3
171	201701	259	616915	Corophiidae		1
171	201701	5793	616915	Unciolidae		3
171	201701	732	616926	Photidae		3
171	201701	9565460	616935	Melphidippidae		1
171	201701	281	616942	Phoxocephalidae		5
171	201701	433	616943	Pleustidae		1
171	201701	5792	616944	Dulichidae		10
171	201701	575	616948	Stenothoidae		3
171	201701	5807	616997	Uristidae		1
171	201701	1133	617101	Caprellidae		3
171	201701	1843	840603	Molgulidae		1
171	201701			Total		941
172	201702	5806	370397	Corymorphidae		1
172	201702	1065	3740	Anthozoa		9
172	201702	1279	3901	Turbellaria		2
172	201702	462	43	Nemertea		24
172	201702	2040	47	Nematoda	P	0
172	201702	2077	500102	Polynoidae		10
172	201702	4475	500104	Pholoidae		8
172	201702	2069	500113	Phyllodocidae		35
172	201702	2064	500123	Syllidae		12
172	201702	2071	500124	Nereidae		1
172	201702	2070	500125	Nephtyidae		11
172	201702	4911	500126	Sphaerodoridae		2
172	201702	2065	500131	Lumbrineridae		53
172	201702	4673	500136	Dorvilleidae		5
172	201702	2072	500140	Orbiniidae		3
172	201702	2062	500141	Paraonidae		92
172	201702	5791	500142	Apistobranchidae		8
172	201702	2068	500143	Spionidae		188
172	201702	5786	500146	Poecilochaetidae		23
172	201702	2066	500150	Cirratulidae		73
172	201702	5785	500152	Cossuridae		1
172	201702	1123	500154	Flabelligeridae		5

REPORT TO CZM ON SEDIMENT AND INFAUNA FROM OSV BOLD SURVEY

Station	Sample	Scode	Strcode	Taxon	Cond	Count
172	201702	9113590	500157	Scalibregmidae		1
172	201702	9113930	500158	Opheliidae		2
172	201702	2078	500160	Capitellidae		66
172	201702	2075	500163	Maldanidae		58
172	201702	3888	500164	Oweniidae		7
172	201702	2063	500166	Pectinariidae		1
172	201702	2076	500167	Ampharetidae		26
172	201702	1338	500168	Terebellidae		2
172	201702	5788	500169	Trichobranchidae		38
172	201702	2079	500170	Sabellidae		24
172	201702	5816	510320	Rissoidae		10
172	201702	5819	550202	Nuculidae		13
172	201702	5820	550204	Nuculanidae		5
172	201702	182	550701	Mytilidae		14
172	201702	5821	551502	Thyasiriidae		31
172	201702	425	551522	Cardiidae		1
172	201702	5829	552007	Periplomatidae		17
172	201702	5836	560001	Dentaliidae		1
172	201702	1079	6110	Ostracoda	P	0
172	201702	9360800	615404	Leuconidae		3
172	201702	5795	615405	Diastylidae		5
172	201702	5801	615408	Nannastacidae		11
172	201702	5794	616202	Idoteidae		3
172	201702	722	616902	Ampeliscidae		4
172	201702	7563920	616907	Argissidae		2
172	201702	259	616915	Corophiidae		6
172	201702	5793	616915	Unciolidae		2
172	201702	570	616921	Melitidae		1
172	201702	732	616926	Photidae		4
172	201702	3513	616934	Lysianassidae		2
172	201702	281	616942	Phoxocephalidae		7
172	201702	433	616943	Pleustidae		1
172	201702	5792	616944	Dulichidae		2
172	201702	1133	617101	Caprellidae		4
172	201702	1926	77	Phoronida		4
172	201702			Total		944