



Massachusetts Colorectal Cancer, 2012-2016

Stats Snapshot

14,500

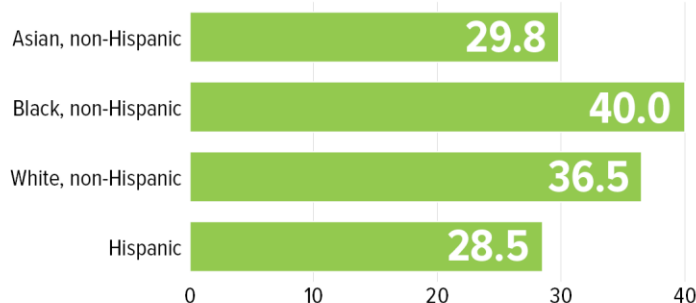
New Cases Found



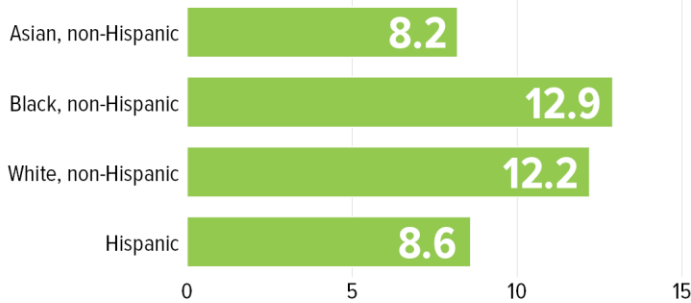
Colorectal Cancer Deaths

5,068

New Case Rate¹



Death Rate²



Note: Average annual rate per 100,000 age adjusted to the 2000 U.S. standard population



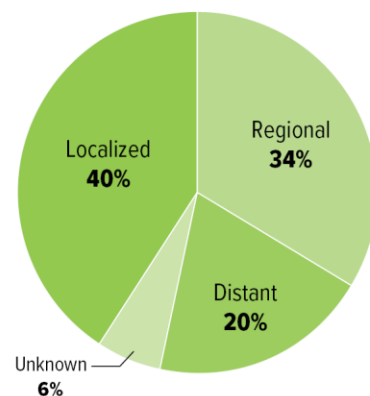
In 2016, 3 out of 4 people in Massachusetts between the ages of 50 and 75 met colorectal cancer screening recommendations.³



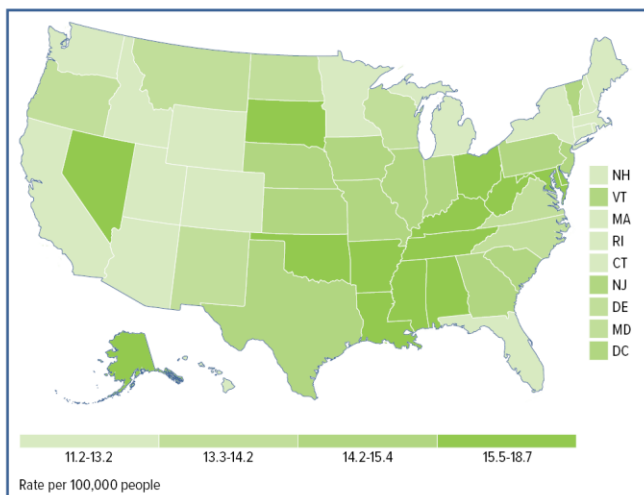
Colorectal cancer is **90% survivable** when found early.⁴

40%

of new cases were found at early stages (localized)¹



3rd leading cause of cancer death among both male and female Massachusetts residents.²



Massachusetts has the **4th** lowest death rate for colorectal cancer in the U.S.³



Massachusetts Cancer Registry
Office of Data Management and Outcomes Assessment
Office of Population Health
Massachusetts Department of Public Health

¹ Massachusetts Cancer Registry, 2019
² Massachusetts Vital Statistics, 2019

³ Centers for Disease Control and Prevention, 2019
⁴ American Cancer Society, 2019