





# Massachusetts Safe Routes to School (SRTS) High School Programming

<a href="#">Safe Streets Smart Trips High School Video Contest</a>	<a href="#">Safe Routes to School Ambassador Program</a>	<a href="#">Car-Free Campus Day</a>	<a href="#">Move a Little, Live a Lot School Campaign</a>
 <p>The poster features the text 'SAFE STREETS / SMART TRIPS' at the top, followed by 'Massachusetts HIGH SCHOOL VIDEO CONTEST' and 'WIN a \$600 Amazon gift card and other great prizes!'. It includes the MassDOT logo and the website 'www.mass.gov/roadway-safety-video'.</p>	 <p>The poster shows a young woman and text: 'Massachusetts Safe Routes to School Ambassador Program', 'A way to earn community service hours.', and 'High school students who become Safe Routes to School Ambassadors can earn certified community service hours needed for graduation and college.' It also includes the website 'mass.gov/SRTS-Ambassadors' and the MassDOT logo.</p>	 <p>The poster features two students and text: 'In Celebration of Earth Month', 'Car-Free Campus Day', and 'In partnership with massDOT'. It includes the MassDOT logo and the website 'mass.gov/SRTS-Ambassadors'.</p>	 <p>The poster shows three students and text: 'Move a little, live a lot.', 'Every bit of movement contributes to a healthier lifestyle. Find ways to add more walking, biking, and rolling into your school routine.', and 'In partnership with massDOT'. It includes the MassDOT logo and the website 'mass.gov/SRTS-Ambassadors'.</p>
<p><b>Description:</b> Students produce a 30-60 second PSA (Public Service Announcement) about a topic selected by MassDOT</p> <p><i>Winning videos are shown at the MassDOT Moving Together Conference</i></p> <p><b>Goal:</b> To raise awareness of safe transportation behaviors/lead by example in showcasing safe behaviors through a video</p> <p><b>Level of Effort:</b> Students must adhere to strict contest guidelines</p> <p><i>*A virtual information session is recorded every year to go through the contest guidelines and explain the topic selected</i></p> <p><b>Time of Year:</b> Summer/early Fall</p>	<p><b>Description:</b> A student-led volunteer program that educates high school students on walking, biking, and rolling safety while providing them with volunteer opportunities</p> <p><b>Goal:</b> To receive community service hours and/or add experience to resume</p> <p><b>Level of Effort:</b> Students must sign the pledge form, and a staff member/liaison must sign the school sign-off form</p> <p><i>*Students are responsible for tracking any/all relevant hours (liaison oversees this)</i></p> <p><b>Time of Year:</b> Year-round</p>	<p><b>Description:</b> A one-day event that encourages students, families, and school faculty &amp; staff to pledge to walk, bike, and roll to and from school. Riding the school bus and taking public transit count too!</p> <p><b>Goal:</b> To have the entire campus experience the benefits of sustainable travel options</p> <p><b>Level of Effort:</b> A one-day commitment plus time to promote the event</p> <p><i>*This can be school or student led</i></p> <p><b>Time of Year:</b> Earth Month (April)</p>	<p><b>Description:</b> A campaign to educate and inspire students to incorporate active travel into their daily lives (whether it's commuting to school, exploring their neighborhoods, or seeking recreation and fitness)</p> <p><b>Goal:</b> To spread awareness to high school peers about the physical and social/emotional benefits of active modes of transportation</p> <p><b>Level of Effort:</b> Varies</p> <p><i>*This can be school or student led</i></p> <p><b>Time of Year:</b> Year-round</p>

# Other Ways to Get Involved with the Massachusetts Safe Routes to School Program

## Marketing/Media

- Create a short safety video for pedestrians or cyclists
- Write an article for the school newsletter or newspaper on the benefits of walking and/or biking
- Create a poster campaign focusing on a walking or rolling safety tip
- Create marketing materials for the launch of an [SRTS Travel Survey](#)

## Event Planning

- Participate in [SRTS flagship events](#)
- Organize a student-led [Walking School Bus or Bike Train](#)
- Start or join a School Club - Bike, Pedestrian, Vision Zero, Architecture, Engineering, or Sustainability Club

## Education

- Conduct a [Bike Rodeo](#) at an elementary or middle school or at a community event
- Conduct a [Bike Safety Assembly](#)
- Conduct a [Pedestrian Safety Session](#) at school or elementary-aged afterschool program
- Conduct a bike maintenance session

## Engineering

- Participate in a Safe Routes to School [Arrival and Dismissal Observation](#) and/or [Walk Audit](#)
- Provide feedback on a district [SRTS grant](#) application (Bike Rack, Signs & Lines, or Infrastructure)
- Assist in planning, implementing, and/or running of a [Traffic Garden](#)
- Help create a pedestrian plaza or paint a mural outside your school to make walking, biking, and rolling more inviting

## Transportation Planning

- Have an informational interview with your municipality's Transportation Planner
- Map a safe walking or rolling route in the community
- Attend a public meeting with your municipality related to a transportation project
- Create an informational map of bike parking located on school property

## Community Organizations

- Collaborate with a local bike shop to provide bike maintenance at a community event
- Conduct a Bike Rodeo, or Pedestrian and Bike Safety Session at a community organization (YMCA, Boys & Girls Club, PMC Kids Ride, etc.)
- Hold a Bike Corral or Bike Valet at a local event, Farmer's Market, Library or Park
- Conduct helmet checks at a local event