

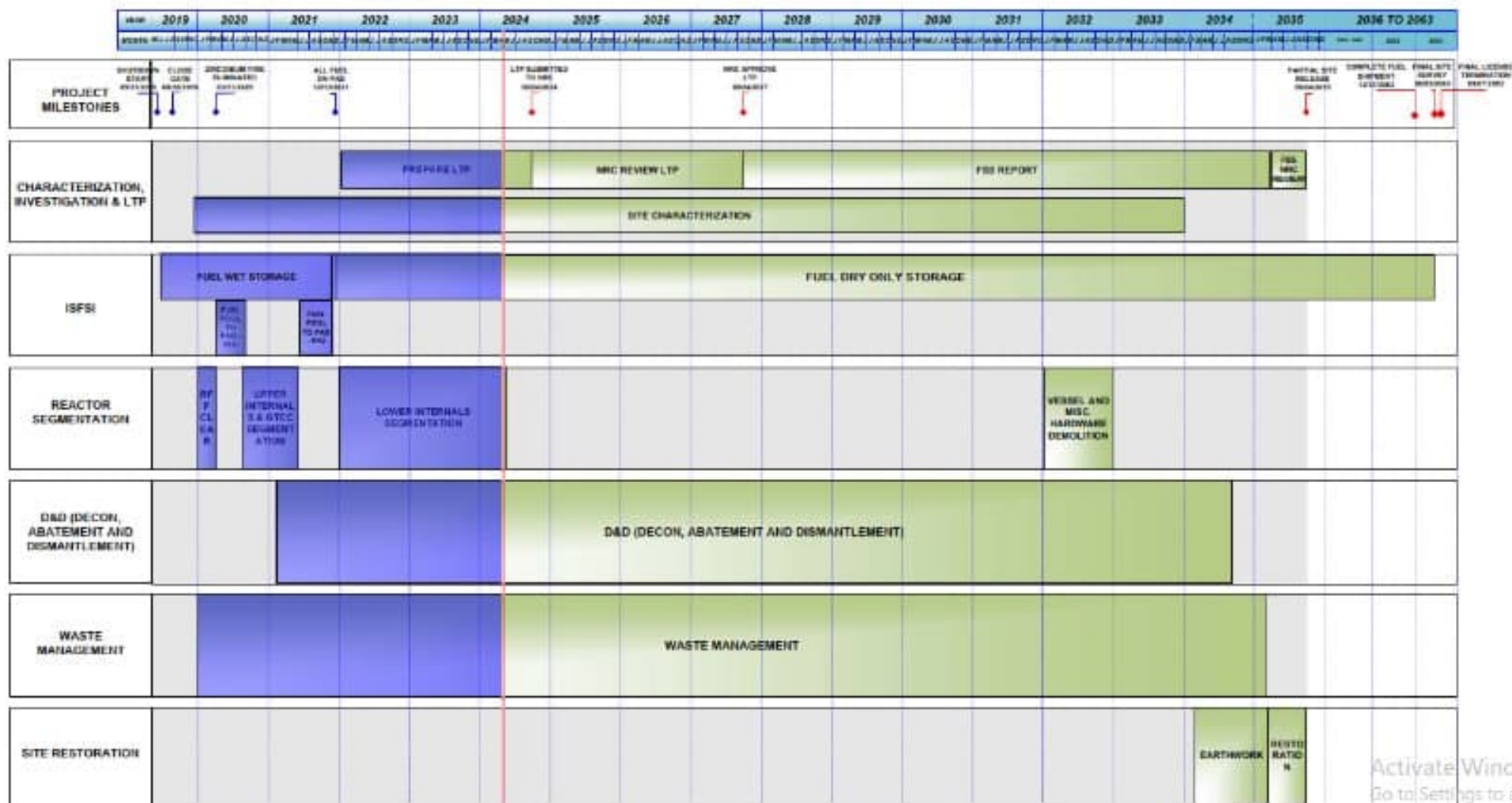


Pilgrim NDCAP Update



May 20, 2024

Pilgrim Decommissioning – Waterfall Chart



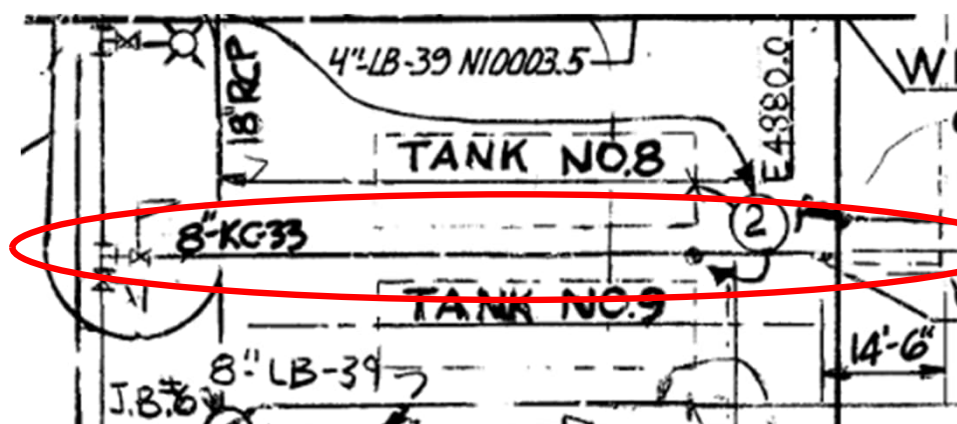
Activate Window
Go to Settings to activate

Demolition - Ongoing

- Final two remaining underground storage tanks



Picture showing earlier removal of Emergency Diesel Generator tank








Elimination of underground interferences
prior to excavation and removal

- Existing underground fire piping located within 3' of Tank



Demolition Status



	Removed
	Active Demolition
	Scheduled for demo
	To Remain
	Process Buildings

Reactor Internal Segmentation



March 2024 Update:

- Shroud Ring cut #4 – COMPLETE
- Segment Shroud Ring # 4 – COMPLETE
- Package Jet Pump Diffusers - COMPLETE
- Remove Feedwater Spargers - Ongoing



Regulatory Update

Submitted Annual Radiological Reports

Radiation Exposure Information and Reporting System

Radioactive Effluent Release Report

Radiological Environmental Operating Report

Calendar Year	Gaseous Tritium Released (Ci)	Dose to Hypothetical Individual from Gaseous Emissions (mr)
2023	4.31	0.00031
2022	2.38	0.00007
2021 (all fuel on pad)	8.0	0.00024
2020	7.7	0.00022
2019 (shutdown)	30.6	0.050

EPA Dose Limit (40 CFR 190) 25 mr / yr

Typical Dose average person from natural and Manmade sources 620 mr / yr

Site Source Term Reduction

Rounded values for radioactive materials shipped for disposal

Calendar Year	Volume (CF)	Activity (Ci)
2019*	11,300	225
2020	8,410	7
2021	58,000	933
2022	87,100	383
2023	71,159	329
2024	11,754	32
2019-2024 (to date) Totals	247,723	1,909

* Includes a small quantity of waste shipped during the last operating cycle

