

# One Care: May 2016 Enrollment Report

Executive Office of Health & Human Services

MassHealth Demonstration  
to Integrate Care for Dual Eligibles



# Monthly Enrollment Report

- MassHealth issues monthly reports on One Care enrollment activity
- Reports are issued near the end of the month
- Reports are intended to provide general information to stakeholders

# One Care Rating Category Definitions



- **F1 – Facility-based Care.** Individuals identified as having a long-term facility stay of more than 90 days
- **C3 – Community Tier 3 – High Community Need.** Individuals who have a daily skilled need; two or more Activities of Daily Living (ADL) limitations AND three days of skilled nursing need; and individuals with 4 or more ADL limitations
  - In CY2014, C3 split into two subsets:
    - C3B:** for C3 individuals with certain diagnoses (e.g., quadriplegia, ALS, Muscular Dystrophy and Respirator dependence) leading to costs considerably above the average for current C3
    - C3A:** for remaining C3 individuals
- **C2 – Community Tier 2 – Community High Behavioral Health.** Individuals who have a chronic and ongoing Behavioral Health diagnosis that indicates a high level of service need
  - In CY2014, C2 split into two subsets
    - C2B:** for C2 individuals with co-occurring diagnoses of substance abuse and serious mental illness
    - C2A:** for remaining C2 individuals
- **C1 – Community Tier 1 Community Other.** Individuals in the community who do not meet F1, C2 or C3 criteria



# Total Enrollment

- Effective May 1, 2016, total number of enrollees:13,195

Total Enrollment by Plan	
Commonwealth Care Alliance (CCA) <sup>1</sup>	9,994
Tufts Health Plan	3,201
Total	13,195

Total Enrollment by Rating Category	
F1	32
C3B	149
C3A	5,245
C2B	763
C2A	3,596
C1	3,404
Unavailable*	6
Total	13,195

<sup>1</sup>As of August 7, 2015, CCA temporarily stopped accepting new One Care enrollments. Members previously enrolled with CCA for One Care were able to re-enroll. CCA subsequently opened enrollment for a January 1, 2016 effective date for up to 100 new One Care members in Suffolk County. CCA also opened enrollment for a May 1, 2016 effective date for up to 100 new One Care members in each of Suffolk and Worcester counties.

\*The rating categories for 6 enrollments were unavailable at the time of this report.



# Enrollment Penetration by County

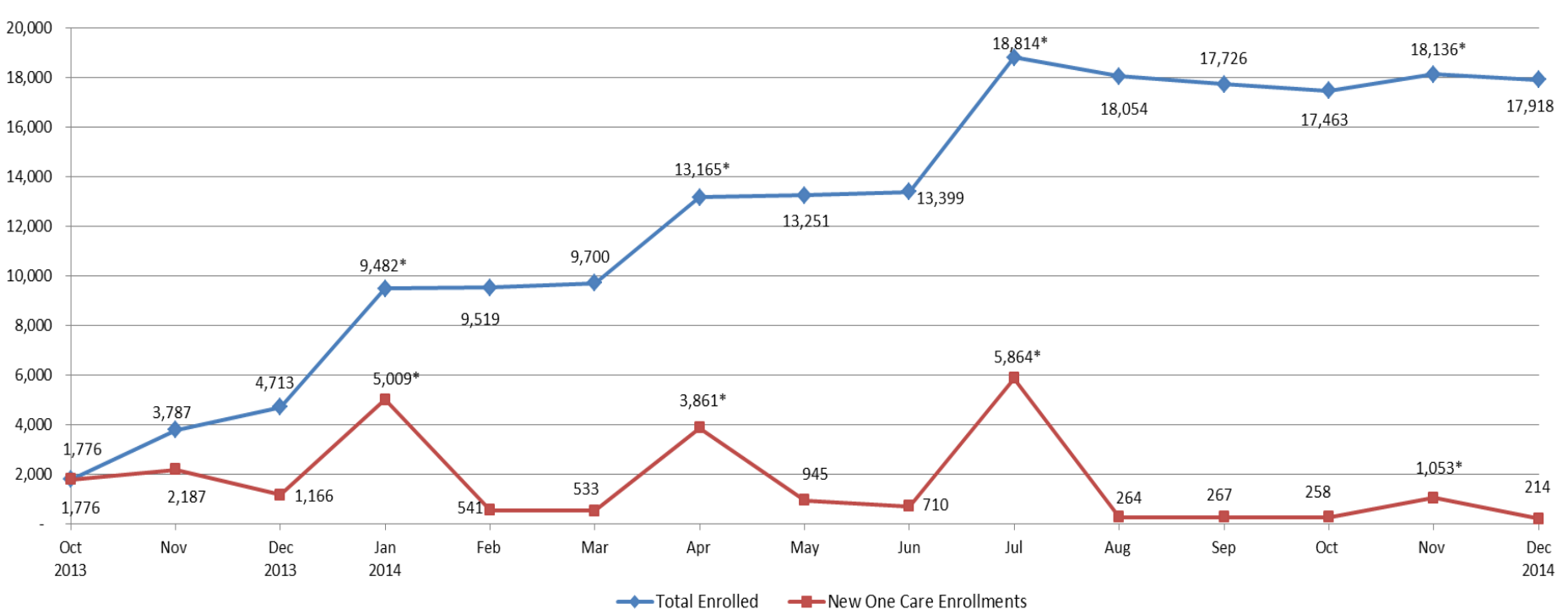
County	Enrolled	Eligible	% Eligible Enrolled
Essex	945	15,409	6.1%
Franklin	72	2,204	3.3%
Hampden	2,562	15,928	16.1%
Hampshire	178	2,764	6.4%
Middlesex	1,319	18,567	7.1%
Norfolk	545	7,698	7.1%
Plymouth	400	7,385	5.4%
Suffolk*	4,369	15,834	27.6%
Worcester*	2,805	16,400	17.1%
Total	13,195	102,189	12.9%

\*Members in these counties may be auto-assigned to a One Care plan

# Enrollment Over Time: Demonstration Year 1



Monthly One Care Enrollments  
Demonstration Year 1 (Oct. 2013 - Dec. 2014)



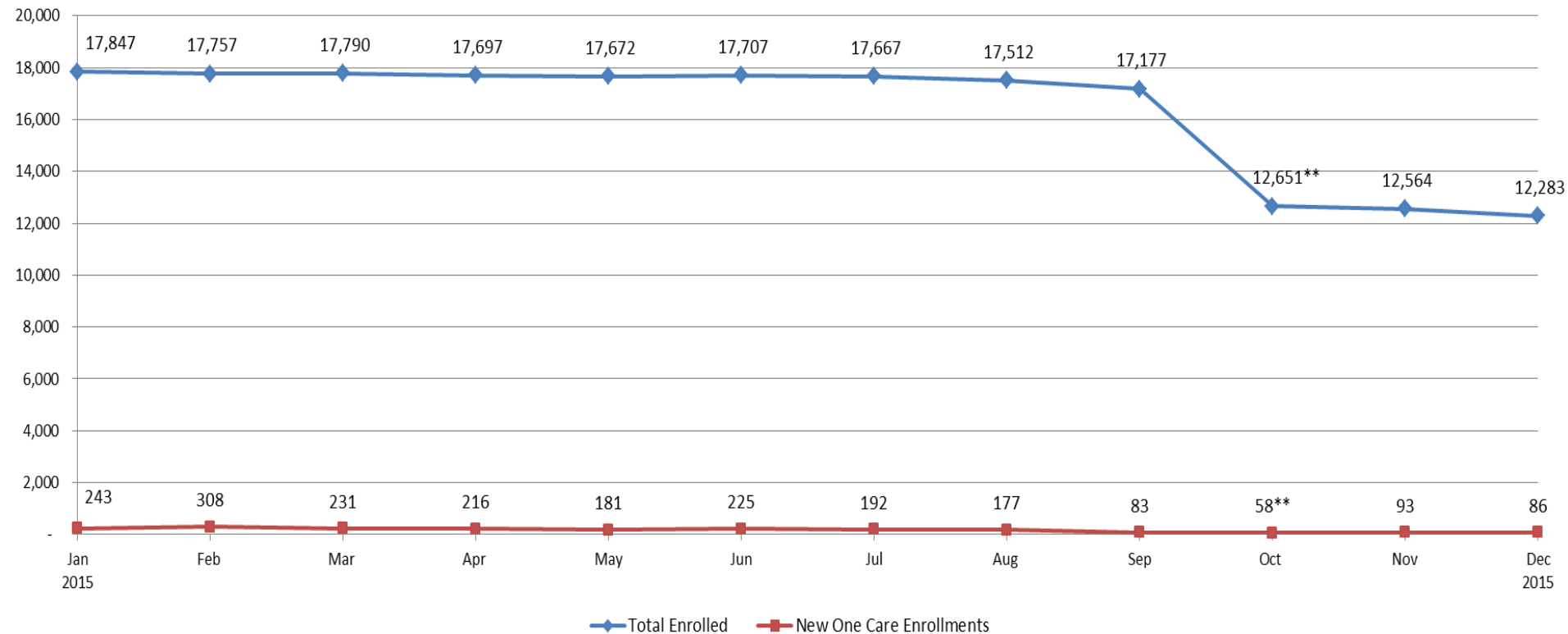
\*Auto-assignment effective dates (Round 1: 1/1/2014, Round 2: 4/1/ 2014, Round 3: 7/1/2014, Round 4: 11/1/2014). Round 4 consisted only of auto-assignments to Tufts Health Plan.

Note: Data in the graph reflect current month information about enrollments. Monthly data may vary slightly from the previous reports due to enrollment status changes that have occurred since previous reports were issued.

# Enrollment Over Time: Demonstration Year 2



Monthly One Care Enrollment  
Demonstration Year 2 (Jan. 2015- Dec. 2015)



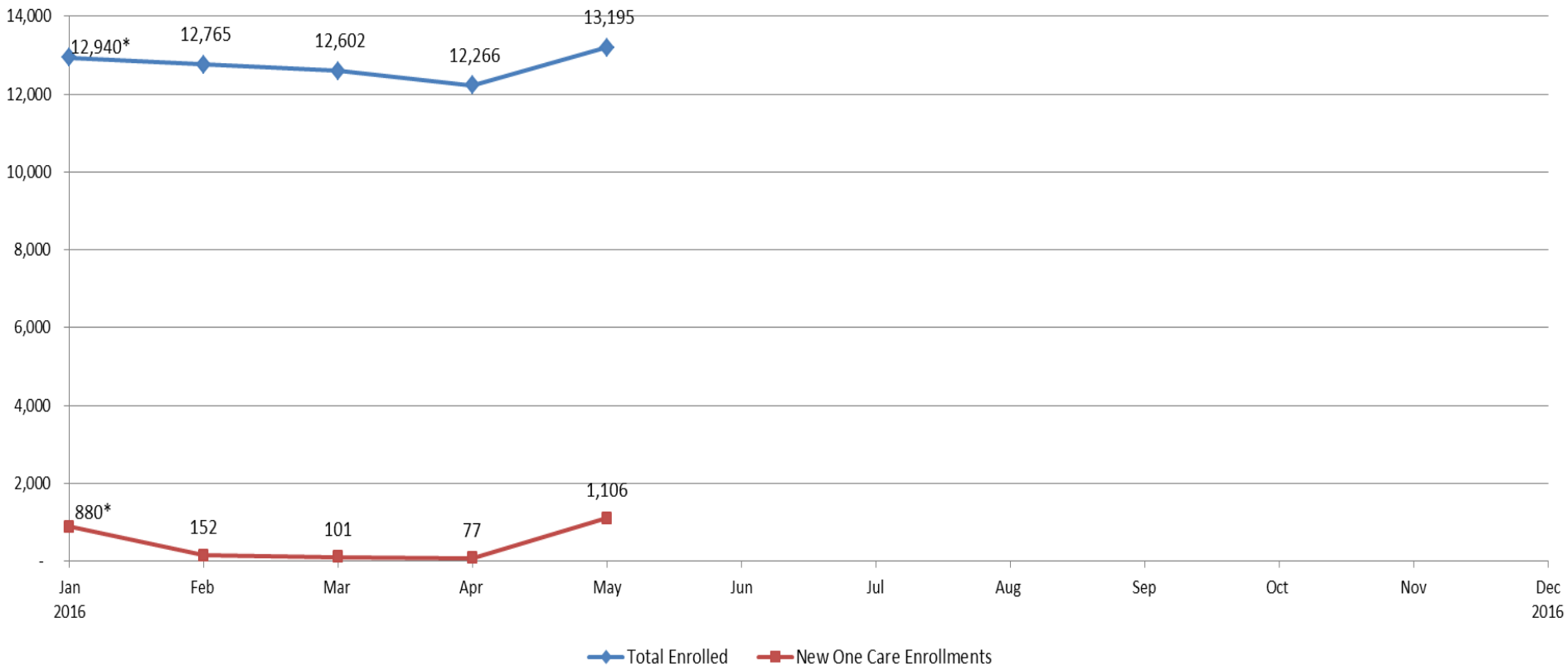
\*\* Fallon Total Care ended its participation in One Care as of September 30, 2015.

Note: Data in the graph reflect current month information about enrollments. Monthly data may vary slightly from the previous reports due to enrollment status changes that have occurred since previous reports were issued

# Enrollment Over Time: Demonstration Year 3



Monthly One Care Enrollment  
Demonstration Year 3 (Jan. 2016- Dec. 2016)



\*Auto-assignment effective dates (Round 5: 1/1/2016; Round 6: 5/1/2016). Round 5 and 6 consisted only of auto-assignments to Tufts Health Plan.

Note: Data in the graph reflect current month information about enrollments. Monthly data may vary slightly from the previous reports due to enrollment status changes that have occurred since previous reports were issued.





# Opt-Outs

- Total number of opt-outs as of May 1: 29,783
  - Will be excluded from any future auto-enrollment
  - If eligible, can choose to enroll by self-selection at any time
- Total opt-out number includes individuals who may be ineligible
- Of the 102,189 individuals who are eligible for One Care, 29.1% have chosen to opt out

Total Opt-Outs by County	
Essex	2,516
Franklin	408
Hampden	6,594
Hampshire	1,505
Middlesex	3,624
Norfolk	1,549
Plymouth	1,174
Suffolk	4,855
Worcester	7,409
Non-Demo Counties	149
Total	29,783

Visit us at [www.mass.gov/masshealth/onecare](http://www.mass.gov/masshealth/onecare)

Email us at [OneCare@state.ma.us](mailto:OneCare@state.ma.us)