

# One Care: May 2017 Enrollment Report

Executive Office of Health & Human Services

MassHealth Demonstration  
to Integrate Care for Dual Eligibles



# Monthly Enrollment Report

- MassHealth issues monthly reports on One Care enrollment activity
- Reports are issued near the end of the month
- Reports are intended to provide general information to stakeholders



# One Care Rating Category Definitions

- **F1 – Facility-based Care.** Individuals identified as having a long-term facility stay of more than 90 days
- **C3 – Community Tier 3 – High Community Need.** Individuals who have a daily skilled need; two or more Activities of Daily Living (ADL) limitations AND three days of skilled nursing need; and individuals with 4 or more ADL limitations
  - In CY2014, C3 split into two subsets:
    - C3B:** for C3 individuals with certain diagnoses (e.g., quadriplegia, ALS, Muscular Dystrophy and Respirator dependence) leading to costs considerably above the average for current C3
    - C3A:** for remaining C3 individuals
- **C2 – Community Tier 2 – Community High Behavioral Health.** Individuals who have a chronic and ongoing Behavioral Health diagnosis that indicates a high level of service need
  - In CY2014, C2 split into two subsets
    - C2B:** for C2 individuals with co-occurring diagnoses of substance abuse and serious mental illness
    - C2A:** for remaining C2 individuals
- **C1 – Community Tier 1 Community Other.** Individuals in the community who do not meet F1, C2 or C3 criteria

# Total Enrollment



- Effective May 1, 2017, total number of enrollees: 16,985

Total Enrollment by Plan	
Commonwealth Care Alliance (CCA)	13,506
Tufts Health Plan	3,479
Total	16,985

Total Enrollment by Rating Category	
F1	74
C3B	180
C3A	6,518
C2B	1,029
C2A	5,058
C1	4,118
unavailable	8
Total	16,985

\*The rating categories for 8 enrollments were unavailable at the time of this report.



# Enrollment Penetration by County

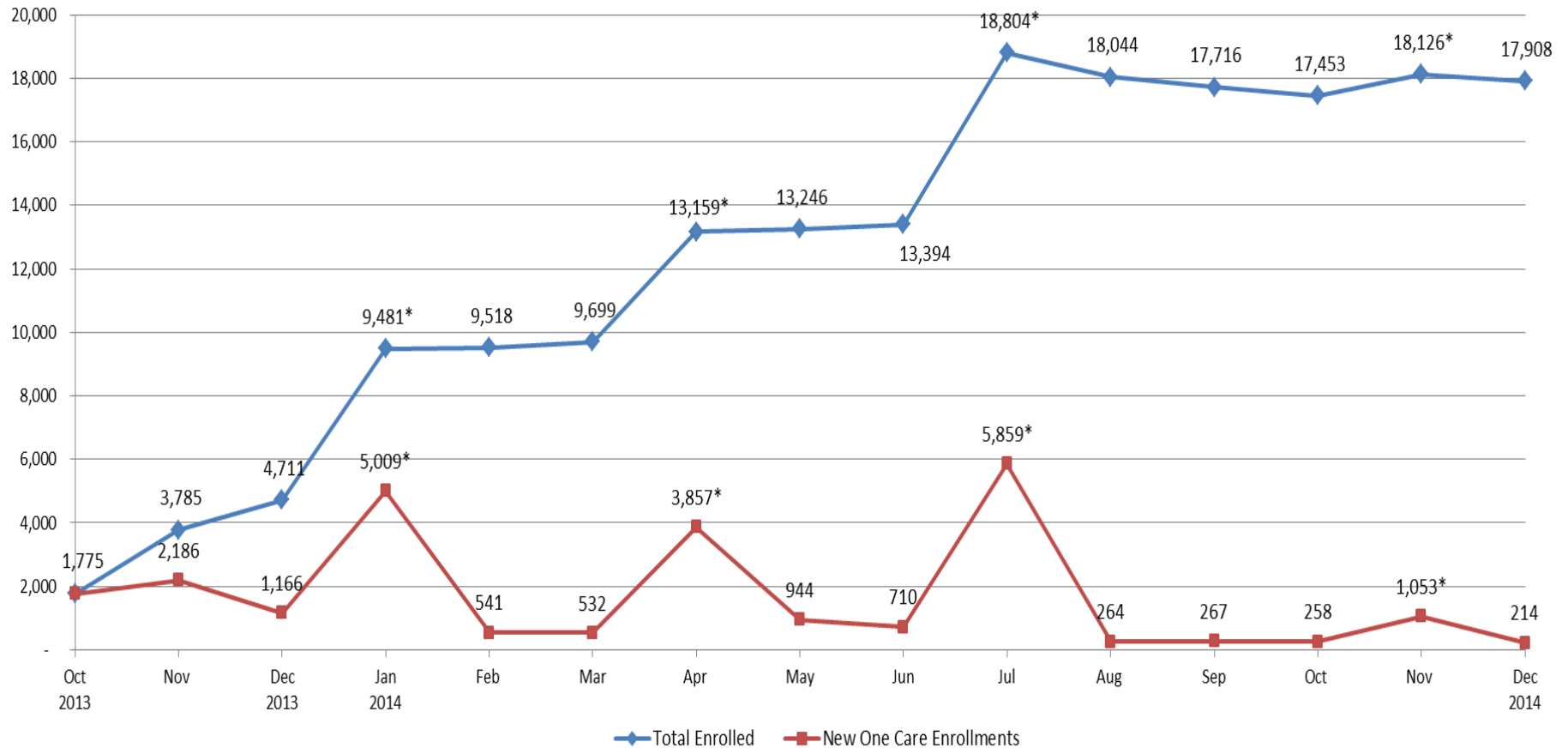
County*	Enrolled	Eligible	% Eligible Enrolled
Essex	1,452	15,739	9.2%
Franklin	103	2,282	4.5%
Hampden	3,698	16,416	22.5%
Hampshire	263	2,907	9.0%
Middlesex	2,553	18,818	13.6%
Norfolk	677	7,920	8.5%
Plymouth	503	7,651	6.6%
Suffolk	4,676	15,906	29.4%
Worcester	3,060	17,048	17.9%
Total	16,985	104,687	16.2%

\*Members residing in any of these counties may be auto-assigned to a One Care plan.

# Enrollment Over Time: Demonstration Year 1



Monthly One Care Enrollment  
 Demonstration Year 1 (Oct. 2013 - Dec. 2014)



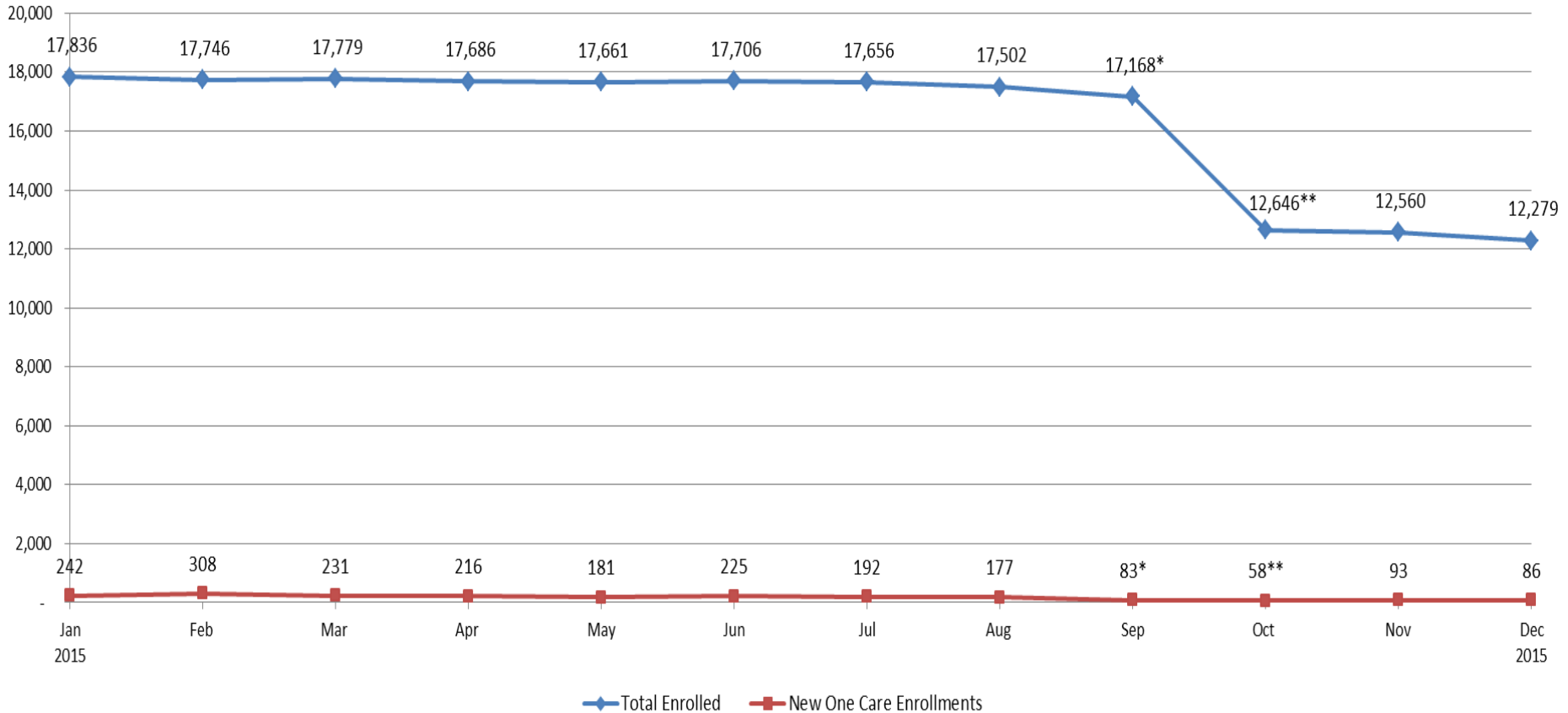
\*Auto-assignment effective dates (Round 1: 1/1/2014, Round 2: 4/1/ 2014, Round 3: 7/1/2014, Round 4: 11/1/2014). Round 4 consisted only of auto-assignments to Tufts Health Plan.

Note: Data in the graph reflect current month information about enrollments. Monthly data may vary slightly from the previous reports due to enrollment status changes that have occurred since previous reports were issued.

# Enrollment Over Time: Demonstration Year 2



Monthly One Care Enrollment  
 Demonstration Year 2 (Jan. 2015 - Dec. 2015)



\*On August 7, 2015, CCA temporarily stopped accepting new One Care enrollments. Members previously enrolled with CCA for One Care were able to re-enroll.

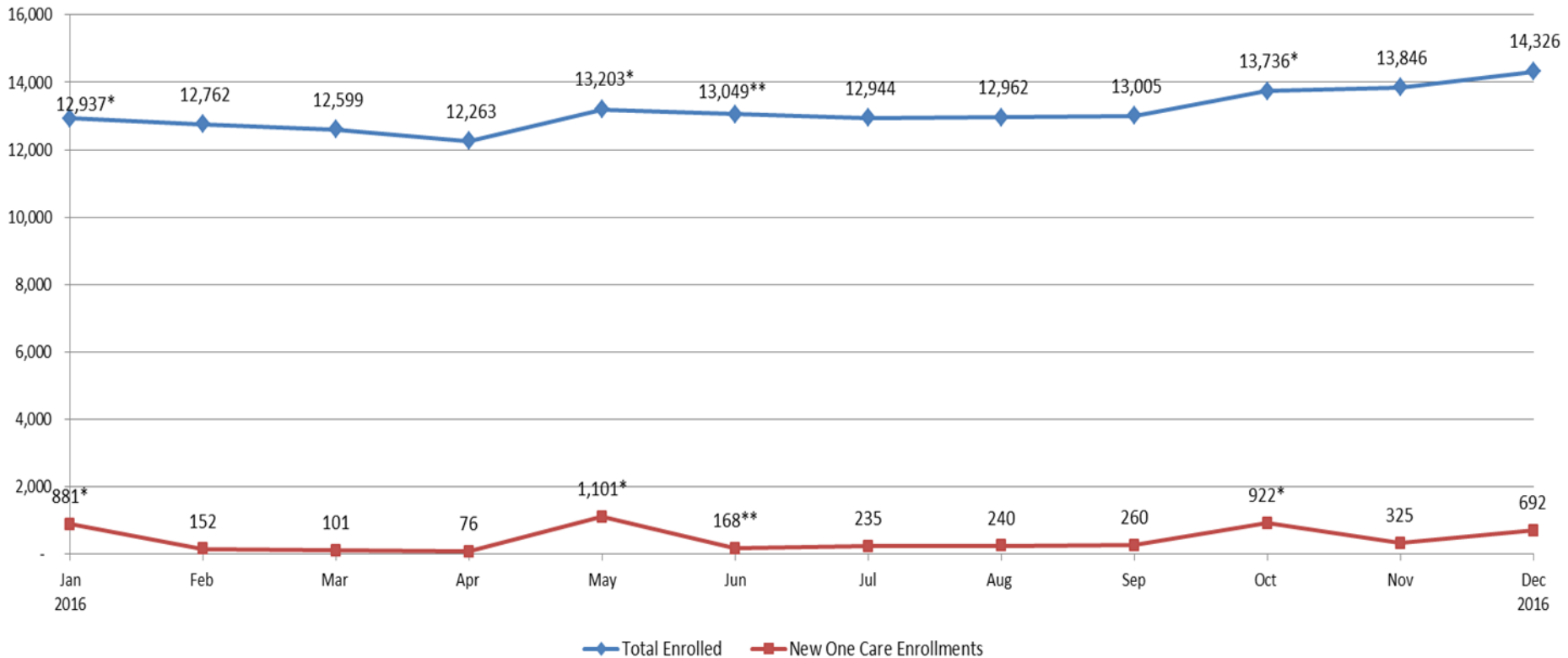
\*\* Fallon Total Care ended its participation in One Care as of September 30, 2015.

Note: Data in the graph reflect current month information about enrollments. Monthly data may vary slightly from the previous reports due to enrollment status changes that have occurred since previous reports were issued.

# Enrollment Over Time: Demonstration Year 3



Monthly One Care Enrollment  
 Demonstration Year 3 (Jan. 2016 - Dec. 2016)



\*Auto-assignment effective dates (Round 5: 1/1/2016; Round 6: 5/1/2016; Round 7: 10/1/2016). Rounds 5 and 6 consisted only of auto-assignments to Tufts Health Plan; Round 7 consisted only of auto-assignments to CCA.

\*\*CCA accepted limited enrollments for January 1 and May 1 in 2016, and in May fully reopened to new enrollments for June 1, 2016 and later dates.

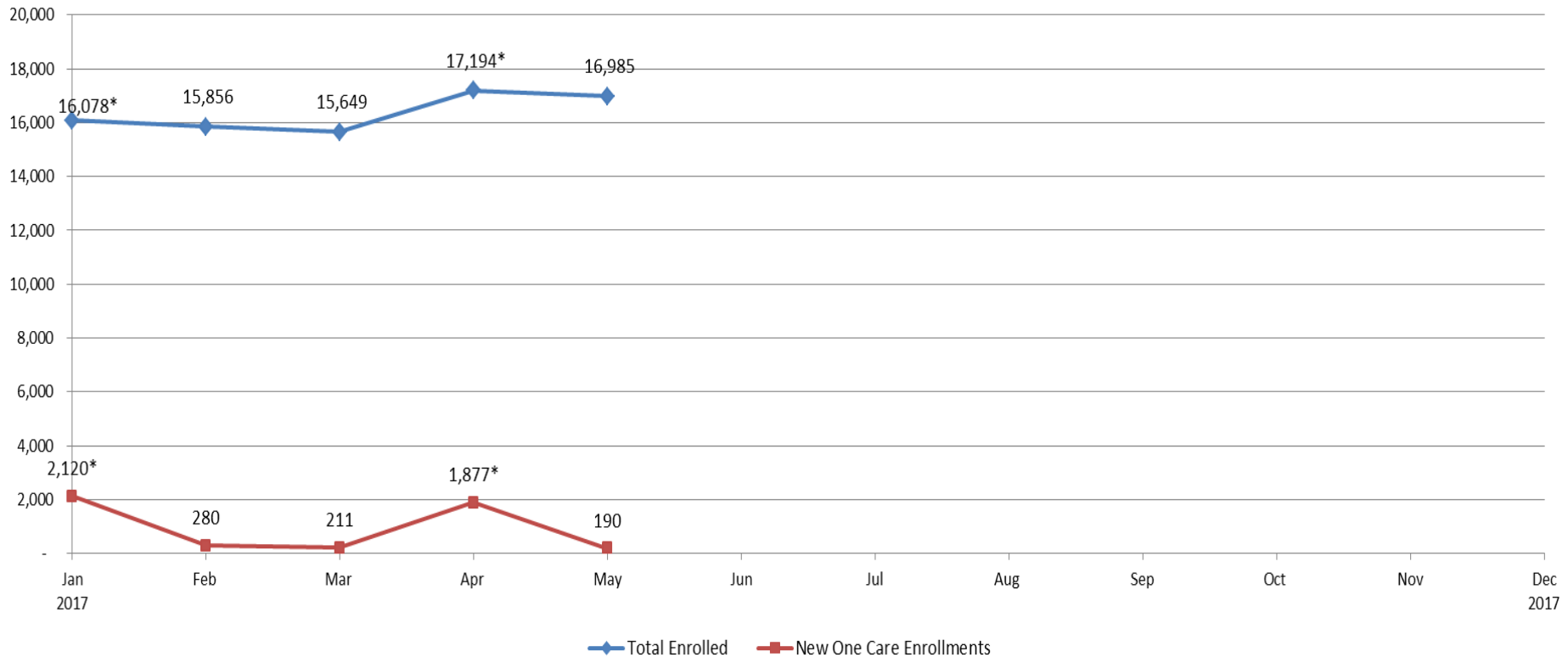
Note: Data in the graph reflect current month information about enrollments. Monthly data may vary slightly from the previous reports due to enrollment status changes that have occurred since previous reports were issued.



# Enrollment Over Time: Demonstration Year 4



Monthly One Care Enrollment  
Demonstration Year 4 (Jan. 2017 - Dec. 2017)



\*Auto-assignment effective dates (Round 8: 1/1/2017; Round 9: 4/1/2017).

Note: Data in the graph reflect current month information about enrollments. Monthly data may vary slightly from the previous reports due to enrollment status changes that have occurred since previous reports were issued.



# Opt-Outs

- Total number of opt-outs as of May 1: 33,124
  - Will be excluded from any future auto-enrollment
  - If eligible, can choose to enroll by self-selection at any time
- Total opt-out number includes individuals who may be ineligible
- Of the 104,687 individuals who are eligible for One Care 31.6% have chosen to opt out

Total Opt-Outs by County	
Essex	2,821
Franklin	437
Hampden	6,796
Hampshire	1,536
Middlesex	4,375
Norfolk	1,655
Plymouth	1,272
Suffolk	6,035
Worcester	7,969
Non-Demo Counties	228
<b>Total</b>	<b>33,124</b>

Visit us at [www.mass.gov/masshealth/onecare](http://www.mass.gov/masshealth/onecare)

Email us at [OneCare@state.ma.us](mailto:OneCare@state.ma.us)