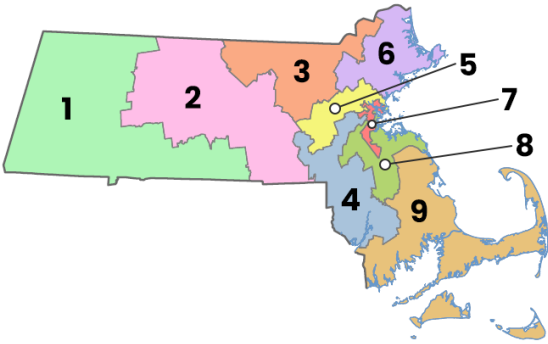


Medicaid in Massachusetts (MA)

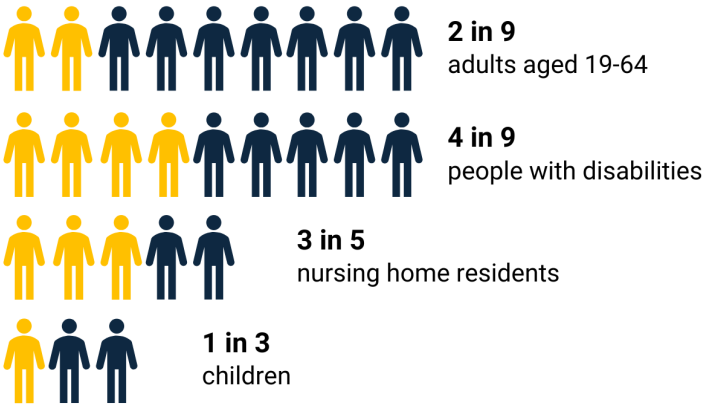
Revised August 2025

Medicaid makes life in the community possible for people with developmental and other disabilities so they can work, go to school, and be healthy. In MA, Medicaid is administered through [MassHealth](#). Federal lawmakers are considering cost-cutting measures that would affect Medicaid programs nationally. This infographic is offered by the **Massachusetts Developmental Disabilities Council (MDDC)**, and serves as an objective resource to educate and inform MA lawmakers and the community about the impacts of these potential changes.



	Representative	District Population (2023 Census)	# of constituents covered by Medicaid and/or CHIP ⁴	Proposed funding loss ⁴	Est. increase in # of people who are uninsured ⁶
Dist. 1	Richard Neal	767,012	235,192 (30.66%)	- \$2.94B	- 30,600
Dist. 2	James McGovern	798,884	181,209 (22.68%)	- \$2.27B	- 22,400
Dist. 3	Lori Trahan	767,022	213,835 (27.87%)	- \$2.68B	- 23,400
Dist. 4	Jacob Auchincloss	783,039	154,588 (19.74%)	- \$1.93B	- 17,200
Dist. 5	Katherine Clark	776,923	139,636 (17.97%)	- \$1.75B	- 18,300
Dist. 6	Seth Moulton	785,015	141,849 (18.06%)	- \$1.77B	- 16,400
Dist. 7	Ayanna Pressley	744,098	228,119 (30.65%)	- \$2.85B	- 32,400
Dist. 8	Stephen Lynch	791,775	162,843 (20.56%)	- \$2.04B	- 22,500
Dist. 9	William Keating	787,631	165,591 (21.02%)	- \$2.07B	- 21,200
		Total: 7,001,399	Total: 1,622,862 (23.18%)	Total: - \$20.3 Billion	Total: - 204,400 (-12.59%)

In Massachusetts, Medicaid covers:⁷



Massachusetts' U.S. Senators



Senior Senator:
Elizabeth Warren



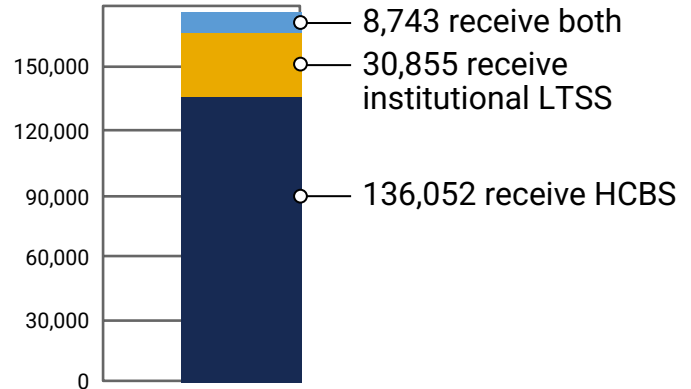
Junior Senator:
Ed Markey

History has shown that optional **Medicaid Home and Community Based Services (HCBS)** were impacted more by cuts than mandatory services, such as **Institutional Long-Term Services and Supports (LTSS)**. These changes caused waiting lists for services to grow.³

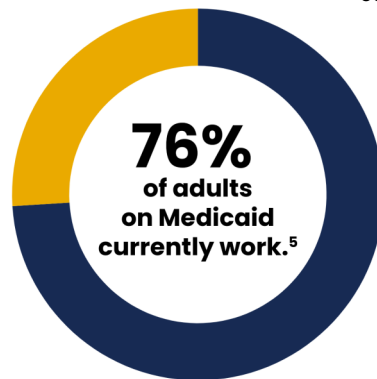
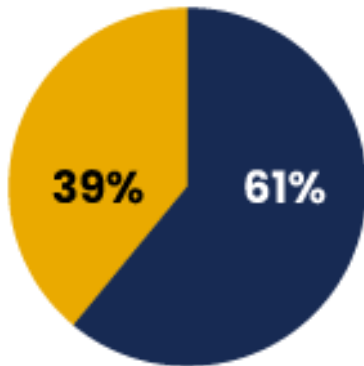
HCBS are essential for people with developmental and other disabilities to maintain choice and control and engage in society.

365,340 adults in MA need Long-Term Supports and Services (LTSS).

Only 175,650 currently receive Medicaid LTSS.²



61% of MA's Medicaid spending comes from federal funds. The other 39% comes from Commonwealth funding.⁵



Medicaid Expansion was adopted in MA in 2014. 393,000 adults are a part of the expansion group.⁵

1 in 5 Medicare beneficiaries may be impacted by reductions to Medicaid spending.¹
MA01 is one of the top 10 Democratic districts with the highest # of dual-eligible residents: 56,400 individuals.¹

1. Burns, A., Sachar, A., & Fuglesten Biniek, J. (2025, May 7). *Congressional District Interactive Map: People with Medicare and Medicaid (Dual-Eligible Individuals)*. Kaiser Family Foundation. www.kff.org/medicaid/issue-brief/congressional-district-interactive-map-people-with-medicare-and-medicare-dual-eligible-individuals/
2. Community Living Equity Center (2024). Who Receives Medicaid LTSS? [Data dashboard]. The Lurie Institute for Disability Policy. heller.brandeis.edu/community-living-policy/clec/who-receives-medicare-ltss.html
3. Schubel, J., Tavares, J., Cohen, M. A., Kaye, H. S., & Barkoff, A. (2025, April 16). History Repeats? Faced With Medicaid Cuts, States Reduced Support For Older Adults And Disabled People. HealthAffairs. www.healthaffairs.org/content/forefront/history-repeats-faced-medicare-cuts-states-reduced-support-older-adults-and-disabled
4. Estep, S., Murphy, N., Ducas, A., & Gee, E. (2025, March 6). *The Republican House Budget Resolution's potential \$880 billion in Medicaid cuts by congressional district*. Center for American Progress. www.americanprogress.org/article/the-republican-house-budget-resolutions-potential-880-billion-in-medicare-cuts-by-congressional-district/
5. Kaiser Family Foundation. (n.d.). *Medicaid in Massachusetts* [Fact sheet]. files.kff.org/attachment/fact-sheet-medicare-state-MA
6. Murphy, Natasha, and Andrea Ducas. "Medicaid Funding Cuts and Associated Lives Lost Mapped by Congressional District." Center for American Progress. <https://www.americanprogress.org/article/medicaid-funding-cuts-and-associated-lives-lost-mapped-by-congressional-district/>
7. "Medicaid & Mental Health in Massachusetts." National Alliance on Mental Illness, n.d. https://www.nami.org/wp-content/uploads/2025/04/Massachusetts_NAMI-Medicare-State-Fact-Sheet.pdf



Stay Connected:

Our mission is to provide opportunities for individuals with developmental disabilities and families to enhance independence, productivity and inclusion.

Visit us online — mass.gov/mddc



@MassDDCouncil



@MA_DDC