

Massachusetts Division of Insurance  
Quarterly Report of Health Maintenance Organization Membership in  
Insured and Government Health Plans as of March 31, 2025<sup>1,2</sup>

MEMBERSHIP TRENDS

Closed Network

	COMPARISON OF 1st QUARTER MEMBERSHIP TO THOSE OF PRIOR THREE QUARTERS	2nd Quarter 2024 Members at End of Quarter	3rd Quarter 2024 Members at End of Quarter	4th Quarter 2024 Members at End of Quarter	1st Quarter 2025 Members at End of Quarter	Member Change from 4th Qtr. 2024 to 1st Qtr. 2025	Percent Change from 4th Qtr. 2024 to 1st Qtr. 2025	1st Quarter 2025 Share of Massachusetts Closed Network Market
x	Aetna Health, Inc. (a Connecticut corporation)	0	0	0	0	0	0.00%	0.00%
	Aetna Health, Inc. (a Pennsylvania corporation)	210	199	199	160	(39)	-19.60%	0.01%
	Blue Cross and Blue Shield of Massachusetts HMO Blue, Inc.	295,030	293,965	289,080	287,127	(1,953)	-0.68%	14.20%
	Boston Medical Center Health Plan, Inc. d/b/a WellSense	609,788	616,560	623,646	638,451	14,805	2.37%	31.57%
	Central Mass Health LLC d/b/a Mass Advantage	2,306	2,321	2,361	2,358	(3)	-0.13%	0.12%
	Commonwealth Care Alliance Massachusetts, LLC. <sup>4</sup>	5,514	4,754	3,088	3,088	0	0.00%	0.15%
	ConnectiCare of Massachusetts, Inc.	63	62	59	40	(19)	-32.20%	0.00%
	eternalHealth, Inc. <sup>4</sup>	644	689	709	1,975	1,266	178.56%	0.10%
	Fallon Community Health Plan, Inc.	126,784	126,918	127,844	140,657	12,813	10.02%	6.95%
	Harvard Pilgrim Health Care, Inc.	153,117	159,714	162,749	174,716	11,967	7.35%	8.64%
	Health New England, Inc.	99,650	96,785	96,822	95,724	(1,098)	-1.13%	4.73%
	Humana Wisconsin Health Organization Insurance Corporation <sup>4</sup>	0	0	0	0	0	0.00%	0.00%
	Mass General Brigham Health Plan, Inc.	226,902	226,429	226,214	235,593	9,379	4.15%	11.65%
	Molina Healthcare of Wisconsin, Inc. d/b/a Senior Whole Health <sup>4</sup>	477	459	0	0	0	0.00%	0.00%
	Tufts Associated HMO, Inc.	148,017	136,059	130,086	115,466	(14,620)	-11.24%	5.71%
	Tufts Health Public Plans, Inc. (formerly Network Health, LLC)	328,548	330,196	329,708	292,138	(37,570)	-11.39%	14.44%
	UnitedHealthcare of Wisconsin, Inc.	25,791	26,228	26,697	35,088	8,391	31.43%	1.73%
	WellCare Health Plans of Massachusetts, Inc. <sup>4</sup>	8,254	7,588	7,008	0	(7,008)	-100.00%	0.00%
	Totals	2,031,095	2,028,926	2,026,270	2,022,581	(3,689)	-0.18%	100.0%

<sup>1</sup> Information reported by HMOs as of the end of the third quarter of 2023 is based upon the Massachusetts Division of Insurance's "Guidelines for Reporting Membership & Utilization Statistics - Version 6.1" that instructs HMOs to exclude members for whom the HMO did not bear any financial risk.

<sup>2</sup> Starting with the first quarter of 2017, carriers no longer submit data for this report directly to the Division. Instead, the data shown in this report was produced by the Center for Health Information and Analysis using data submissions by the HMOs to the All-Payer Claims Database.

<sup>3</sup> Always Health Partners, Inc. has notified the Division that it will be changing its name to Mass General Brigham Health Plan, Inc. as of January 1, 2023.

<sup>4</sup> Central Mass Health, LLC d/b/a Mass Advantage, Commonwealth Care Alliance Massachusetts, LLC., eternalHealth, Inc., UnitedHealthcare of Wisconsin, Inc., WellCare Health Plans of Massachusetts, Inc entered the Massachusetts market effective January 1st, 2022.

Massachusetts Division of Insurance  
Quarterly Report of Health Maintenance Organization Membership in  
Insured and Government Health Plans as of March 31, 2025<sup>1,2</sup>

MEMBERSHIP TRENDS

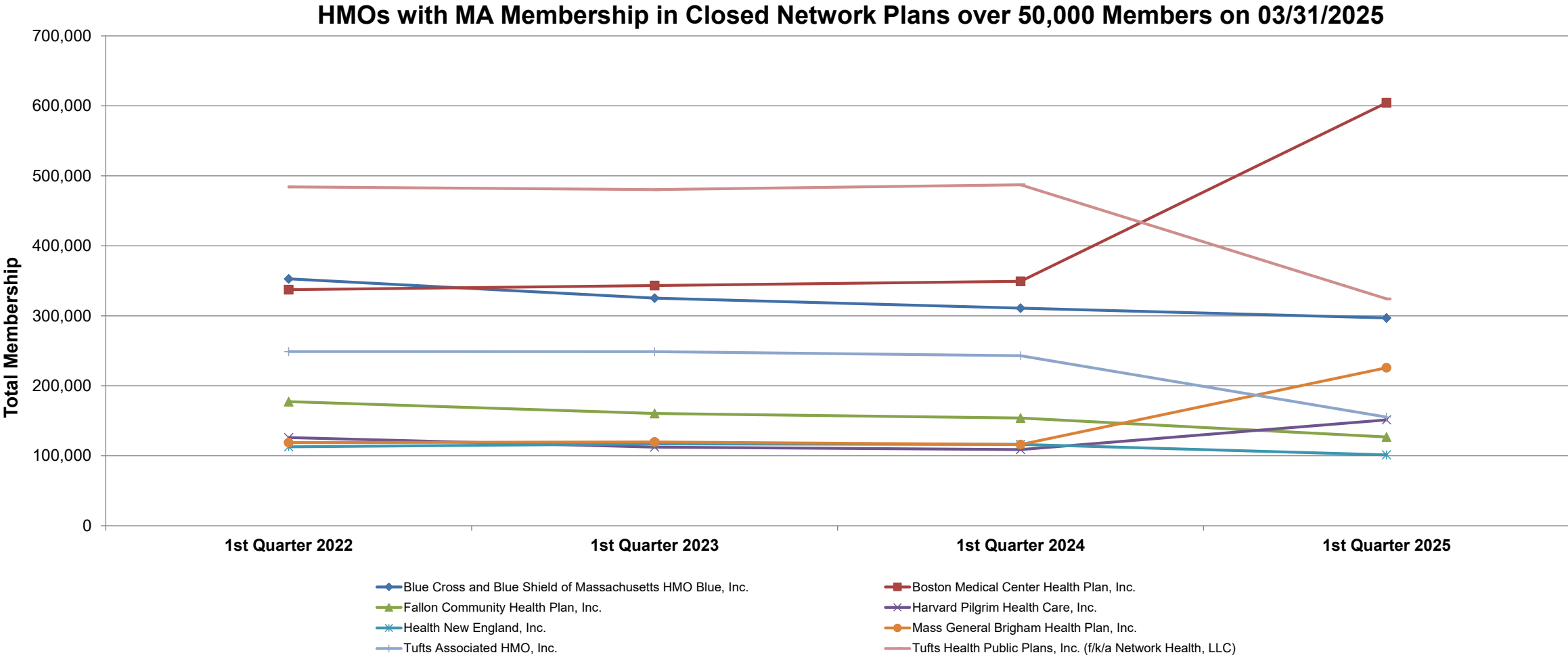
Preferred Network

COMPARISON OF 1st QUARTER MEMBERSHIP TO THOSE OF PRIOR THREE QUARTERS	2nd Quarter 2024 Members at End of Quarter	3rd Quarter 2024 Members at End of Quarter	4th Quarter 2024 Members at End of Quarter	1st Quarter 2025 Members at End of Quarter	Member Change 4th Qtr. 2024 to 1st Qtr. 2025	Percent Change 4th Qtr. 2024 to 1st Qtr. 2025	1st Quarter 2025 Share of Massachusetts PPO Market
Aetna Health, Inc. (a Connecticut corporation)	1,188	1,198	1,226	2,817	1,591	129.77%	1.05%
Blue Cross and Blue Shield of Massachusetts HMO Blue, Inc.	207,716	207,872	207,570	212,030	4,460	2.15%	79.08%
ConnectiCare of Massachusetts, Inc.	43	42	44	16	(28)	-63.64%	0.01%
Harvard Pilgrim Health Care, Inc.	19,774	20,457	20,425	20,977	552	2.70%	7.82%
Health New England, Inc.	10,176	7,935	8,072	8,439	367	4.55%	3.15%
Mass General Brigham Health Plan, Inc.	3,625	3,859	4,040	6,642	2,602	64.41%	2.48%
Tufts Associated HMO, Inc.	8,031	8,996	9,864	17,198	7,334	74.35%	6.41%
Totals	225,701	244,979	245,272	268,119	16,878	6.88%	100.00%

<sup>1</sup> Information reported by HMOs as of the end of the third quarter of 2022 is based upon the Massachusetts Division of Insurance's "Guidelines for Reporting Membership & Utilization Statistics - Version 6.1" that instructs HMOs to exclude members for whom the HMO did not bear any financial risk.

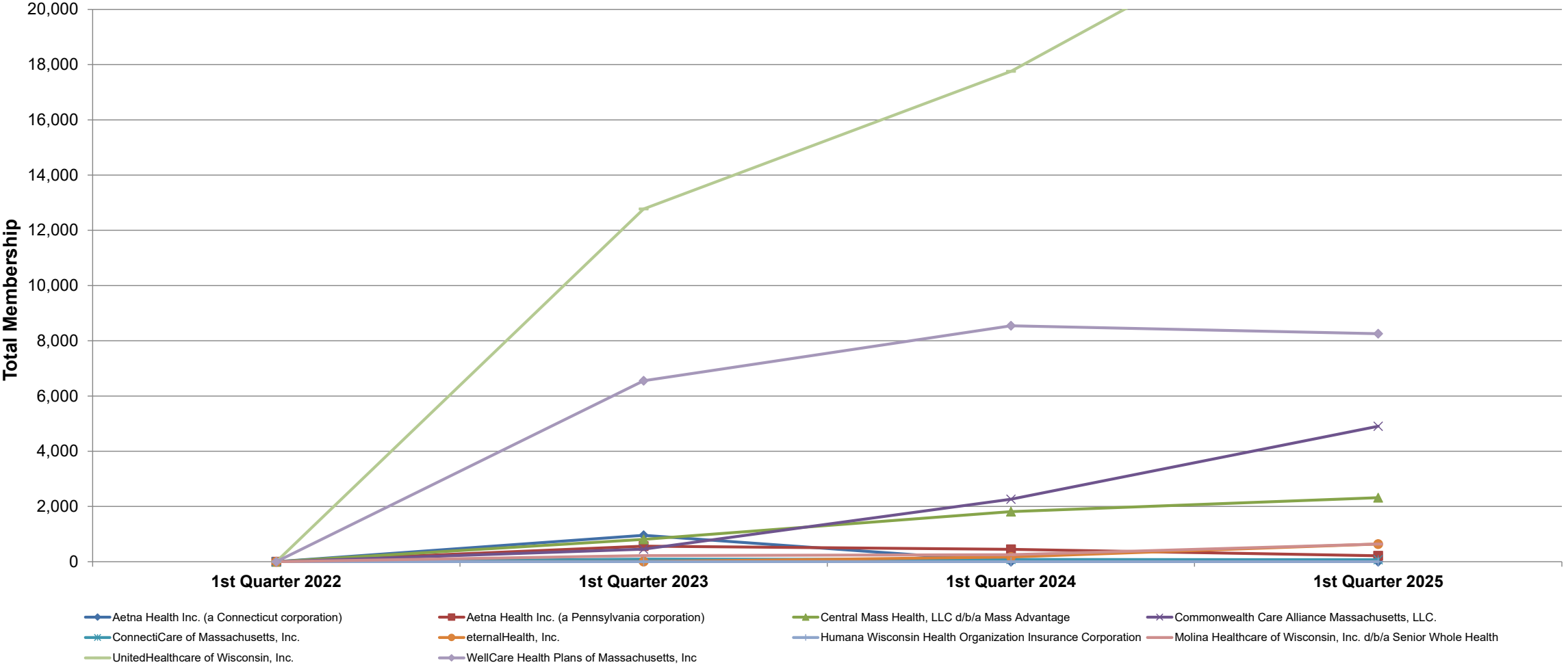
<sup>2</sup> Starting with the first quarter of 2017, carriers no longer submit data for this report directly to the Division. Instead, the data shown in this report was produced by the Center for Health Information and Analysis using data submissions by the HMOs to the All-Payer Claims Database.

MEMBERSHIP TRENDS

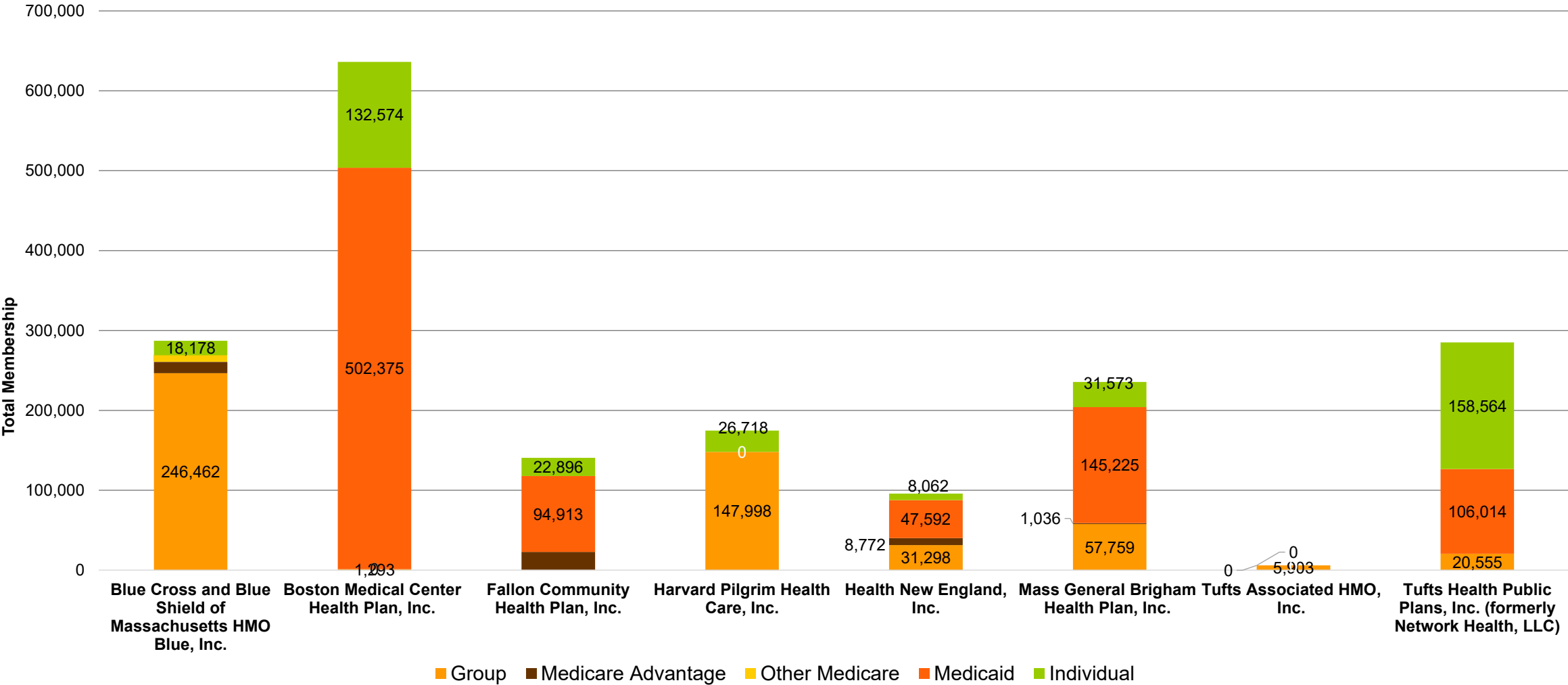


MEMBERSHIP TRENDS

HMOs with MA Membership in Closed Network Plans less than 50,000 Members on 03/31/2025

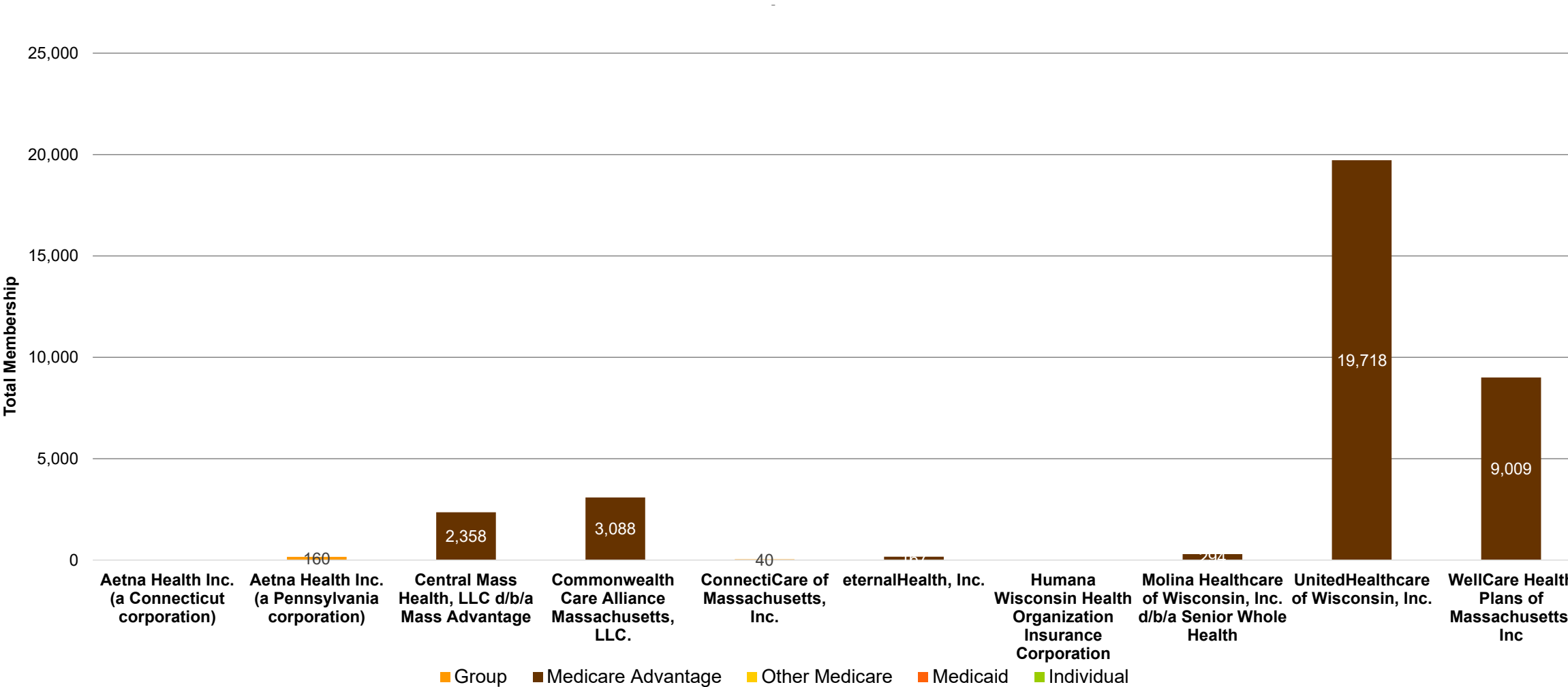


HMOs with Massachusetts Membership over 50,00 Members on 03/31/2025



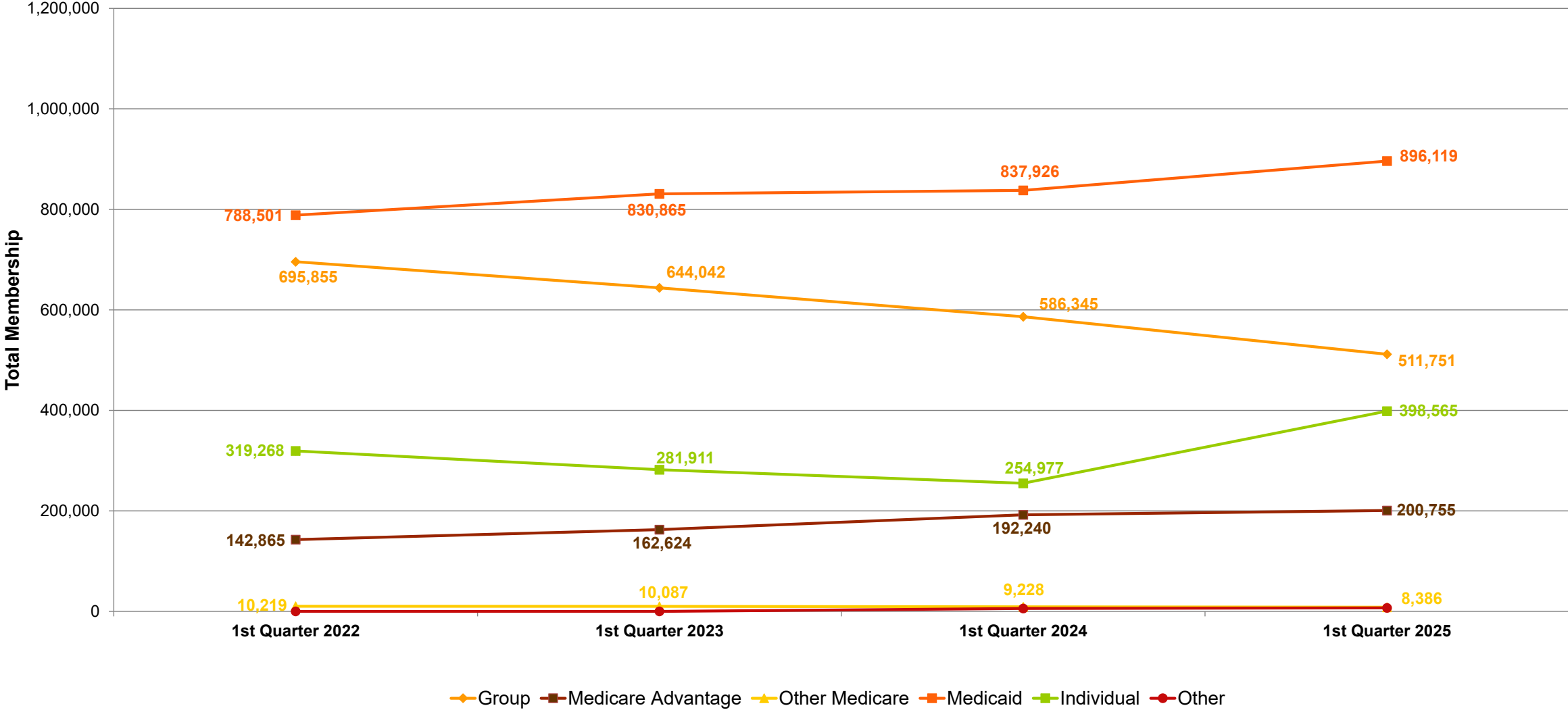
HMOs with Massachusetts Membership less than 50,000 Members as of 03/31/2025

MEMBERSHIP TRENDS



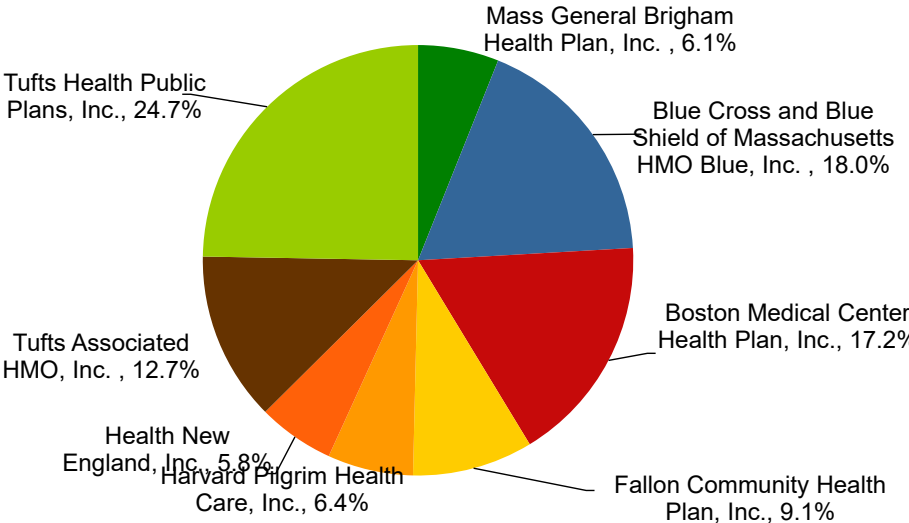
MEMBERSHIP TRENDS

Total HMO Membership by Category of Business

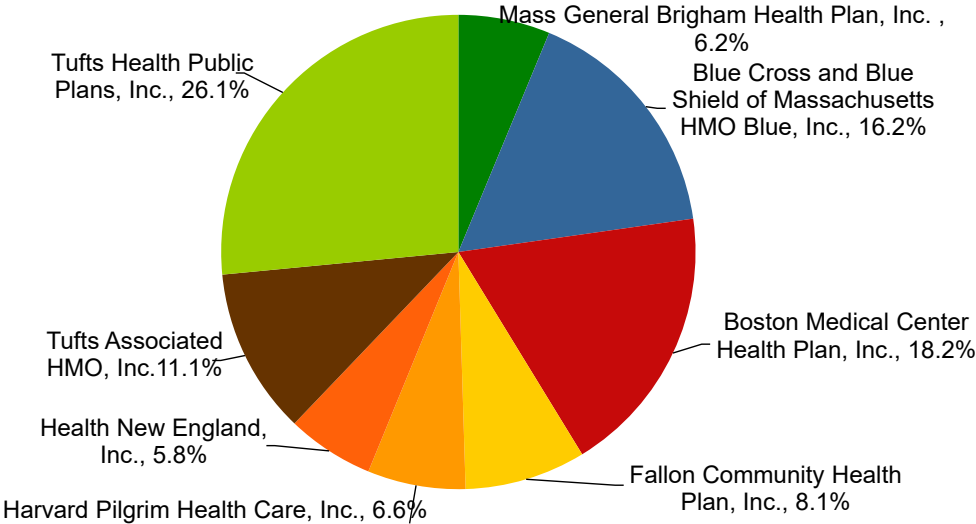


MEMBERSHIP TRENDS

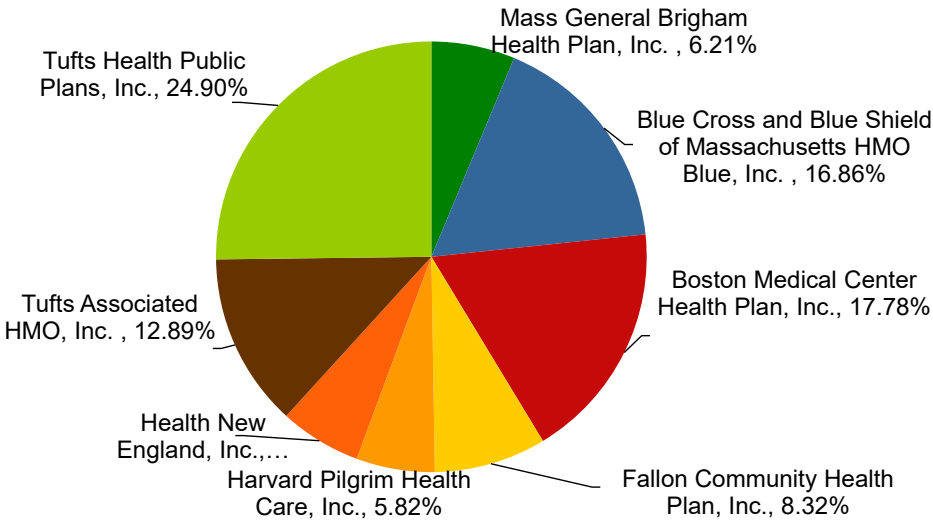
1st Quarter 2021 Share of Massachusetts HMO Market



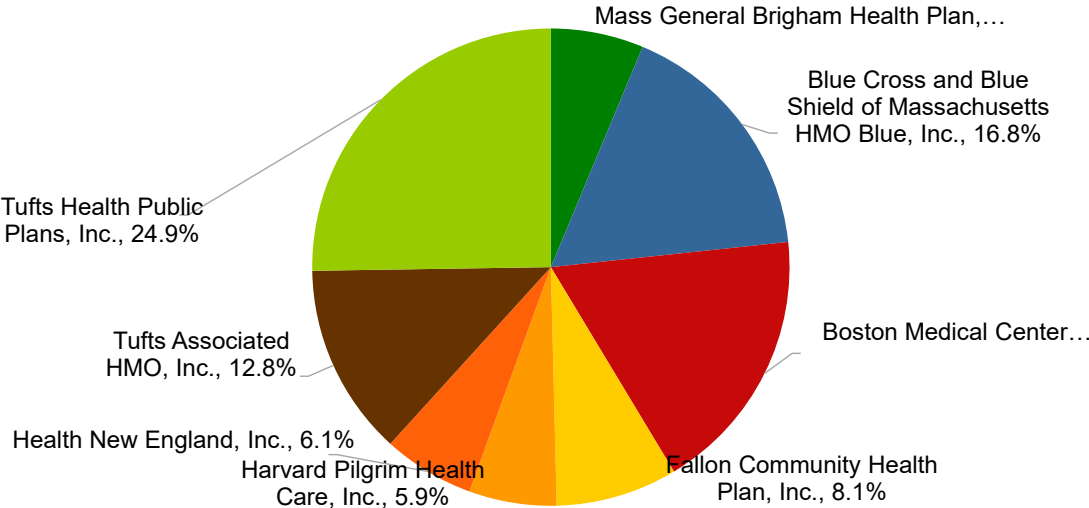
1st Quarter 2023 Share of Massachusetts HMO Market



1st Quarter 2022 Share of Massachusetts HMO Market



1st Quarter 2024 Share of Massachusetts HMO Market



<sup>1</sup>Membership charts reflect those persons enrolled only in closed network plans; so-called "dual certificate option" plan (POS) members and insured preferred provider plan members are not included in this report.