

Massachusetts Division of Insurance
Quarterly Report of Health Maintenance Organization Membership in Closed Network Health Plans
as of June 30, 2018¹

Closed Network

COMPARISON OF 2ND QUARTER MEMBERSHIP TO THOSE OF PRIOR THREE QUARTERS	3rd Quarter 2017 Members at End of Quarter	4th Quarter 2017 Members at End of Quarter	1st Quarter 2018 Members at End of Quarter	2nd Quarter 2018 Members at End of Quarter	Member Change 1st Qtr. 18 to 2nd Qtr. 18	Percent Change 1st Qtr. 18 to 2nd Qtr. 18	2nd Quarter 2018 Share of Massachusetts Closed Network Market
Aetna Health Inc. ²	2,490	2,044	840	1,944	1,104	131.4%	0.1%
Blue Cross and Blue Shield of Massachusetts HMO Blue, Inc.	449,446	448,287	444,384	445,402	1,018	0.2%	21.4%
Boston Medical Center Health Plan, Inc.	244,613	247,395	354,803	336,912	(17,891)	-5.0%	16.2%
CeltiCare Health Plan of Massachusetts, Inc. ³	39,101	34,111	0	0	0	0.0%	0.0%
ConnectiCare of Massachusetts, Inc.	411	367	318	283	(35)	-11.0%	0.0%
Fallon Community Health Plan, Inc.	135,754	131,104	183,880	183,077	(803)	-0.4%	8.8%
Harvard Pilgrim Health Care, Inc.	153,097	149,909	145,852	144,788	(1,064)	-0.7%	6.9%
Health New England, Inc.	148,384	145,976	122,835	123,351	516	0.4%	5.9%
Minuteman Health, Inc. ⁴	8,516	7,517	0	0	0	0.0%	0.0%
Neighborhood Health Plan, Inc.	364,903	346,937	138,583	136,874	(1,709)	-1.2%	6.6%
Tufts Health Public Plans, Inc. (formerly Network Health, LLC)	357,830	364,335	450,185	440,507	(9,678)	-2.1%	21.1%
Tufts Associated HMO, Inc. ⁵	273,200	273,479	270,732	271,015	283	0.1%	13.0%
Totals	2,177,745	2,151,461	2,112,412	2,084,153	(28,259)	-1.3%	100.0%

PPO

COMPARISON OF 2ND QUARTER MEMBERSHIP TO THOSE OF PRIOR THREE QUARTERS	3rd Quarter 2017 Members at End of Quarter	4th Quarter 2017 Members at End of Quarter	1st Quarter 2018 Members at End of Quarter	2nd Quarter 2018 Members at End of Quarter	Member Change 1st Qtr. 18 to 2nd Qtr. 18	Percent Change 1st Qtr. 18 to 2nd Qtr. 18	2nd Quarter 2018 Share of Massachusetts PPO Market
Aetna Health Inc. ²	45	39	0	31	31	0.0%	0.0%
Blue Cross and Blue Shield of Massachusetts HMO Blue, Inc.	175,539	173,872	178,580	179,436	856	0.5%	88.9%
Boston Medical Center Health Plan, Inc.	0	0	0	0	0	0.0%	0.0%
CeltiCare Health Plan of Massachusetts, Inc. ³	0	0	0	0	0	0.0%	0.0%
ConnectiCare of Massachusetts, Inc.	47	43	42	39	(3)	-7.1%	0.0%
Fallon Community Health Plan, Inc.	0	0	0	0	0	0.0%	0.0%
Harvard Pilgrim Health Care, Inc.	19,241	18,619	17,850	18,062	212	1.2%	8.9%
Health New England, Inc.	2,744	2,838	2,982	3,151	169	5.7%	1.6%
Minuteman Health, Inc. ⁴	434	328	0	0	0	0.0%	0.0%
Neighborhood Health Plan, Inc.	356	434	486	524	38	7.8%	0.3%
Tufts Health Public Plans, Inc. (formerly Network Health, LLC)	0	0	0	0	0	0.0%	0.0%
Tufts Associated HMO, Inc. ⁵	751	752	595	595	0	0.0%	0.3%
Totals	199,157	196,925	200,535	201,838	1,303	0.6%	100.0%

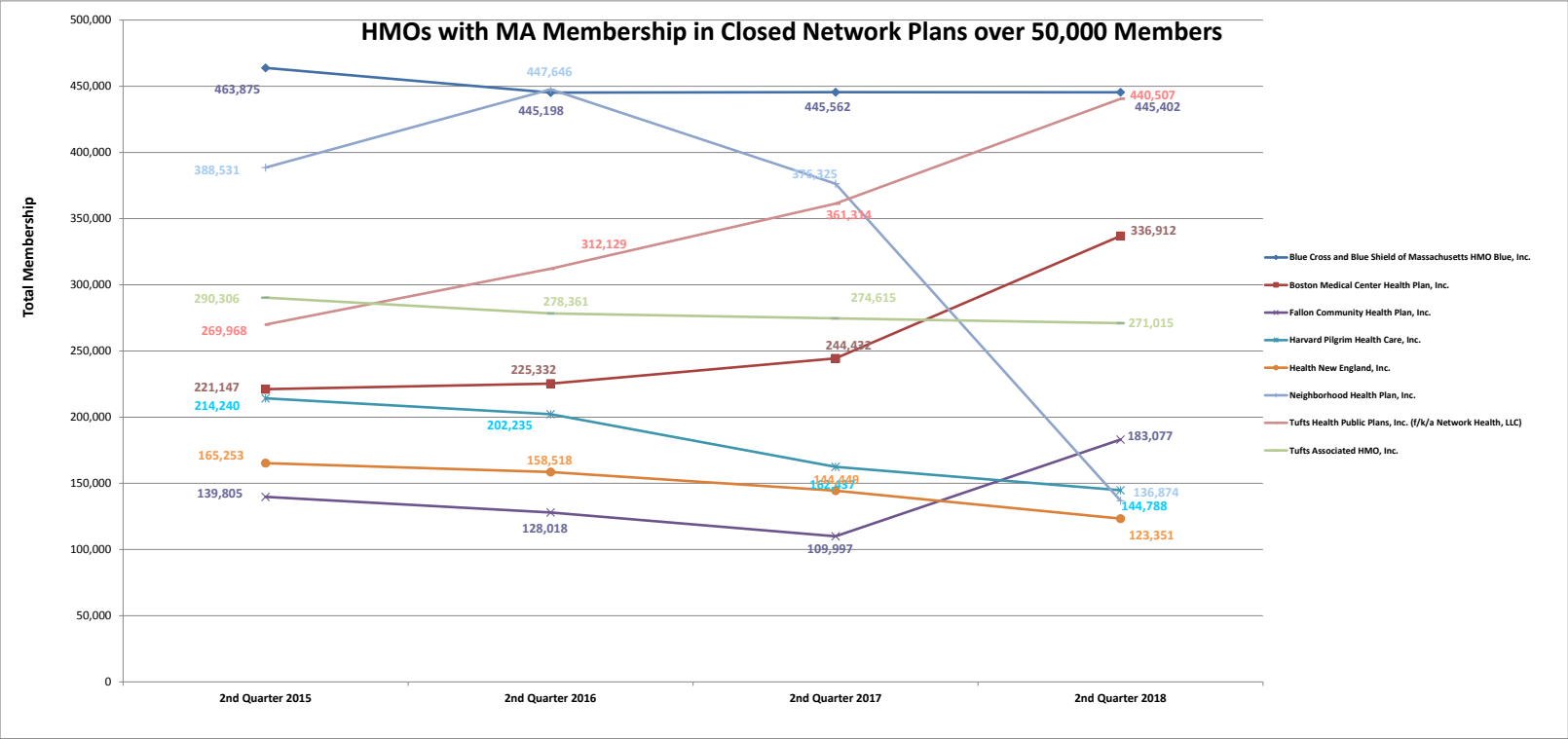
¹ Information reported by HMOs as of the end of the second quarter of 2018 based upon the Massachusetts Division of Insurance's "Guidelines for Reporting Membership & Utilization Statistics - Version 6.1" that instructs HMOs to exclude members for whom the HMO did not bear any financial risk. Starting with the first quarter of 2017, carriers are no longer submitting data for this report directly to the Division. Instead, the first quarter 2017 (and subsequent quarters') data shown in this report was produced by the Center for Health Information and Analysis using data submissions by the HMOs to the All-Payer Claims Database. As a result, comparing membership from the fourth quarter of 2016 to the first quarter of 2017 may not be appropriate, as the data is taken from separate sources.

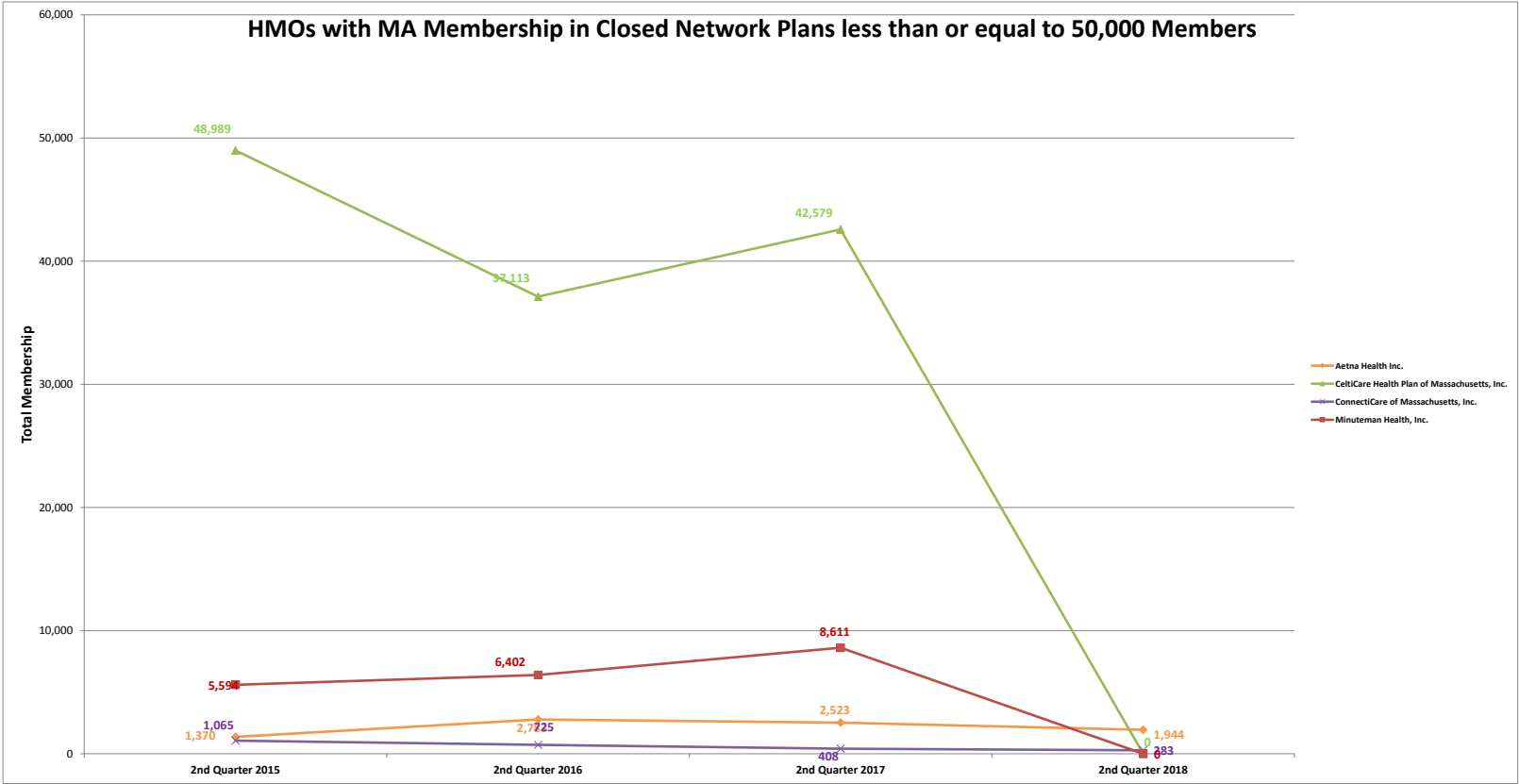
² Effective September 1, 2010, Aetna Health Inc. ceased offering small group health plans in Massachusetts and began nonrenewing all small group health business as of April 1, 2011.

³ Effective December 31, 2017, CeltiCare Health, Inc. ceased offering plans in Massachusetts and exited the Massachusetts market as of December 31, 2017.

⁴ Membership in plans offered by Minuteman Health, Inc. began January 1, 2014. Minuteman Health, Inc. exited the Massachusetts market as of December 31, 2017.

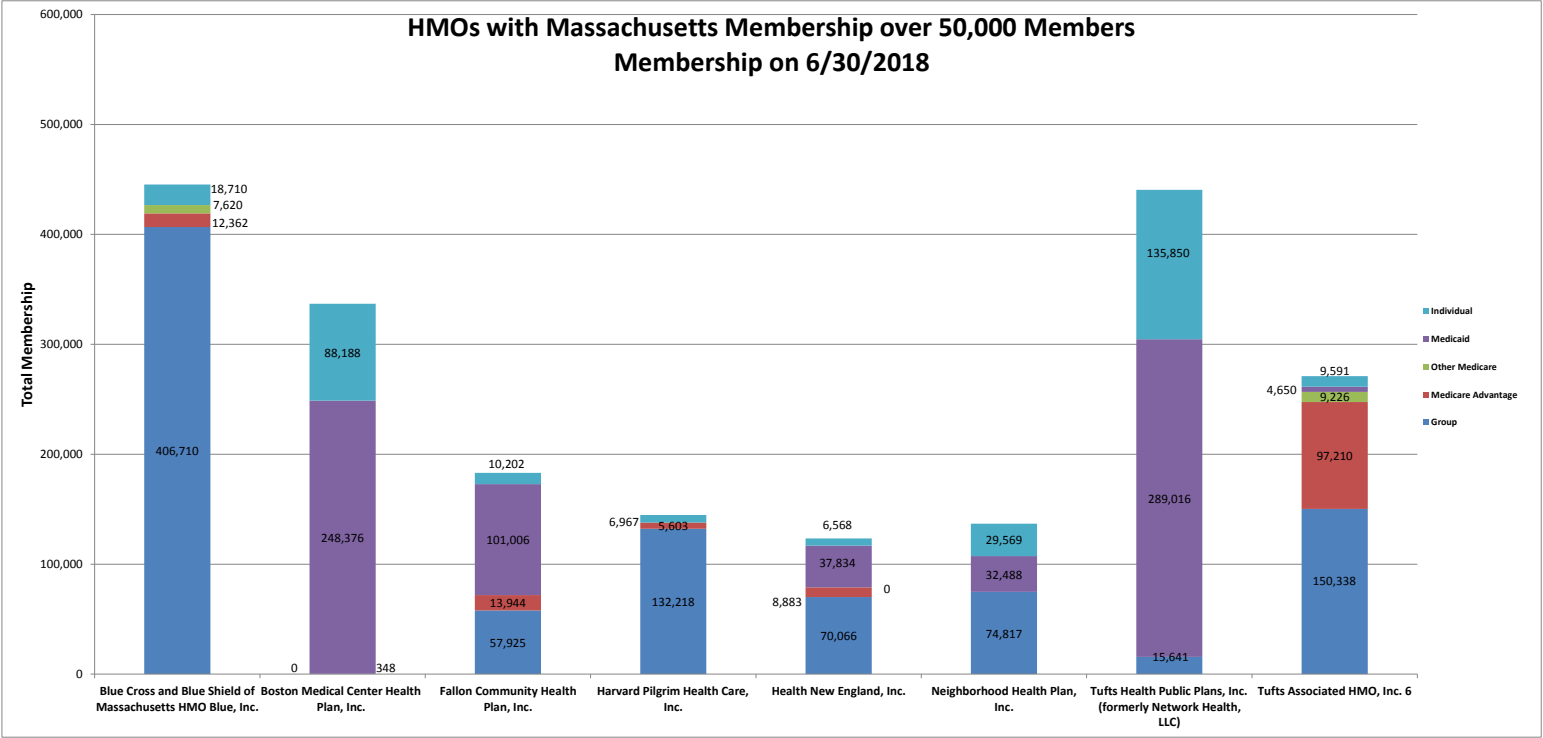
⁵ Doing business as Tufts Associated Health Plan ("TAHMO") and as Tufts Health Plan (THP").

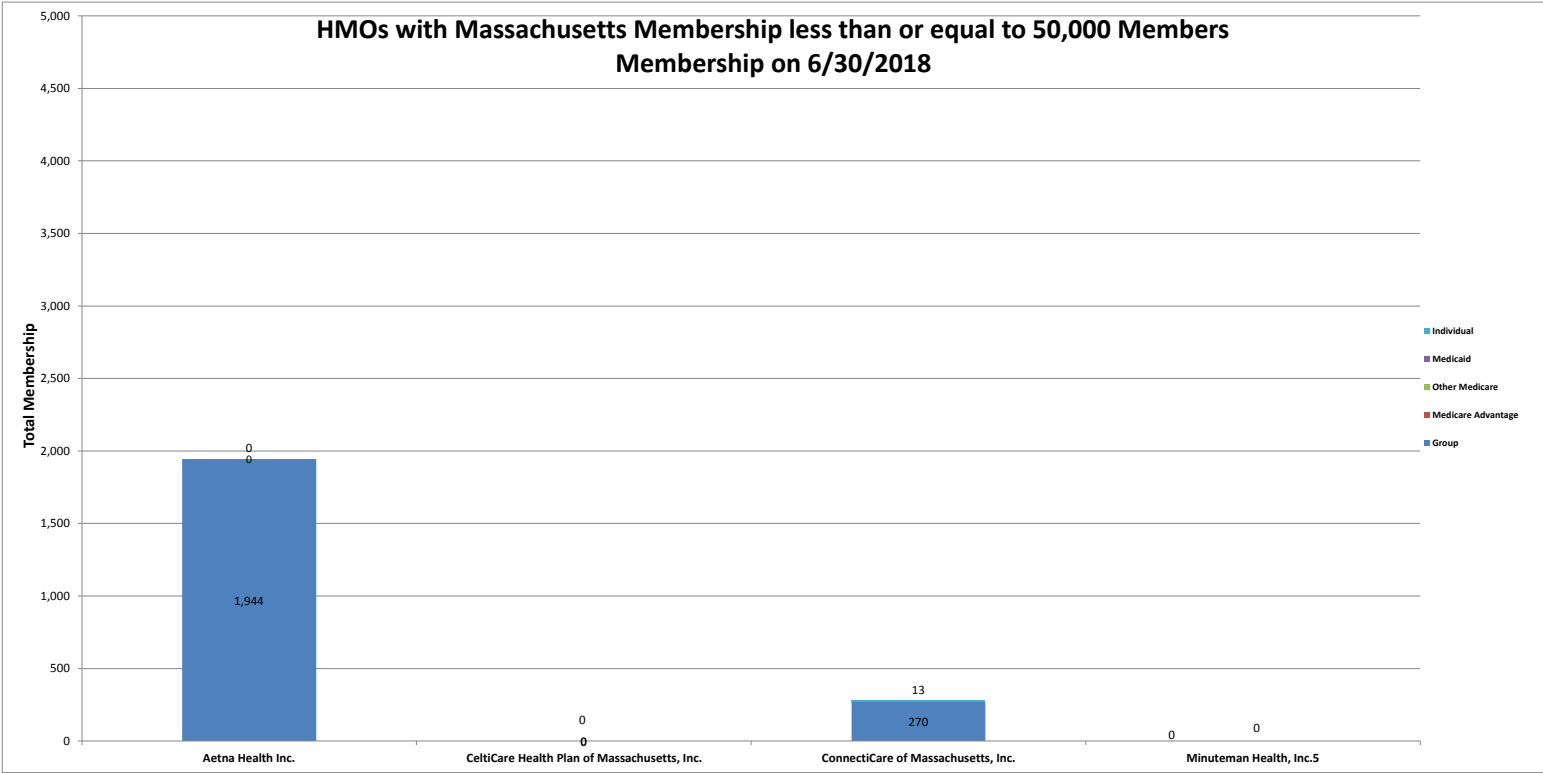




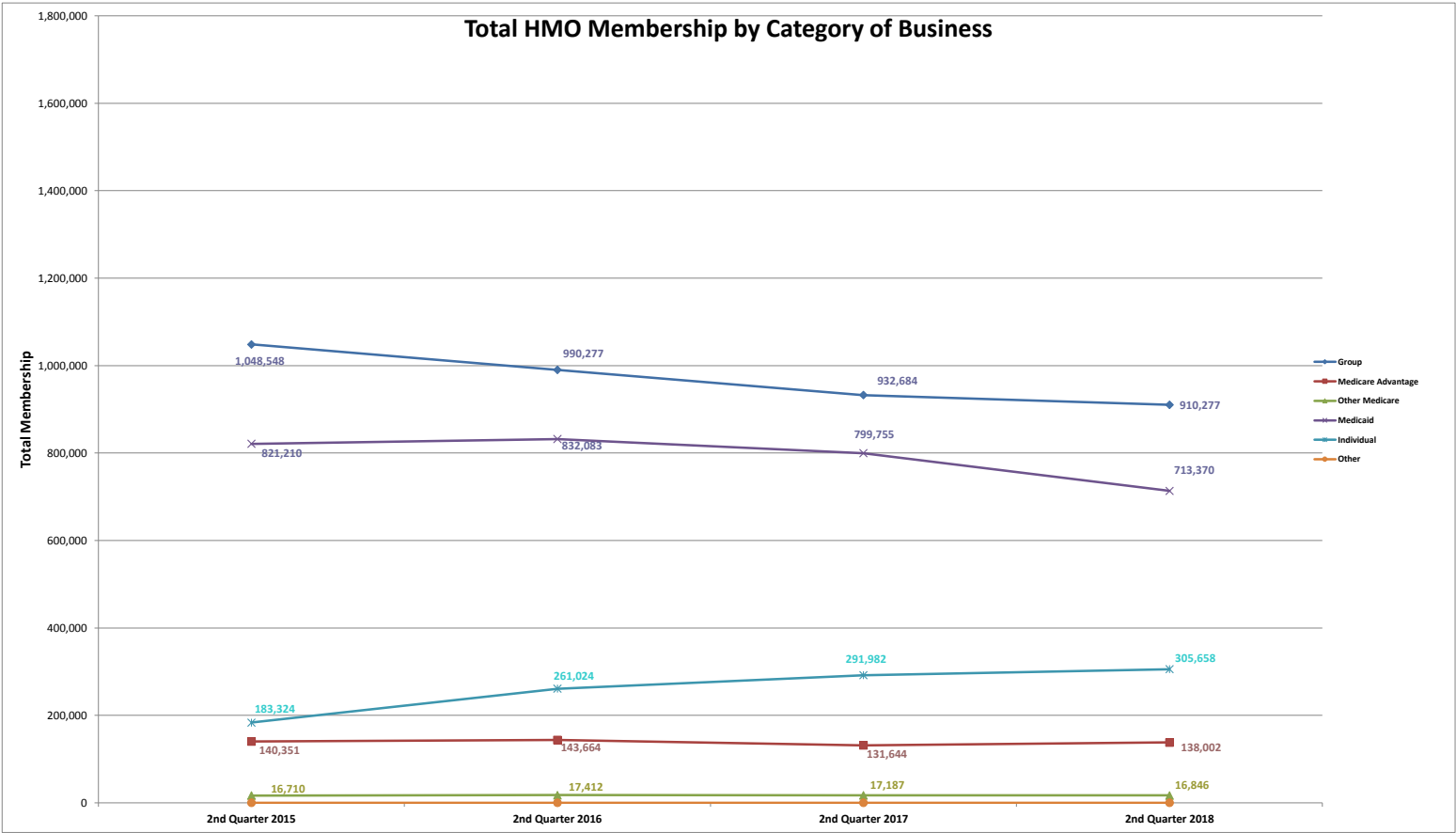
¹ Membership in plans offered by Minuteman Health, Inc. began January 1, 2014. Minuteman Health, Inc. exited the Massachusetts market as of December 31, 2017.

² Effective December 31, 2017, CeltiCare Health, Inc. ceased offering plans in Massachusetts and exited the Massachusetts market as of December 31, 2017.

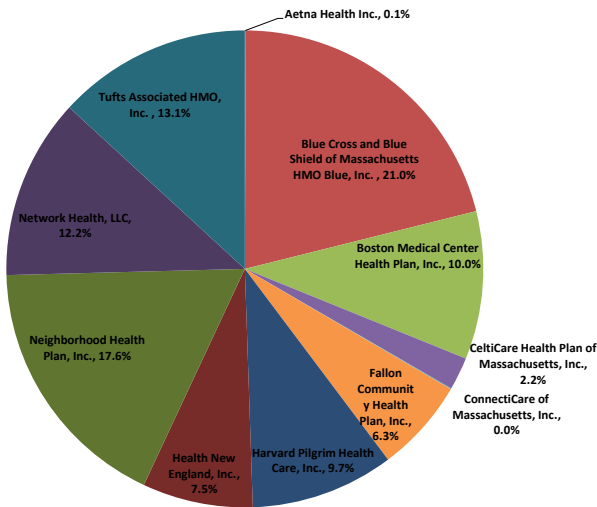




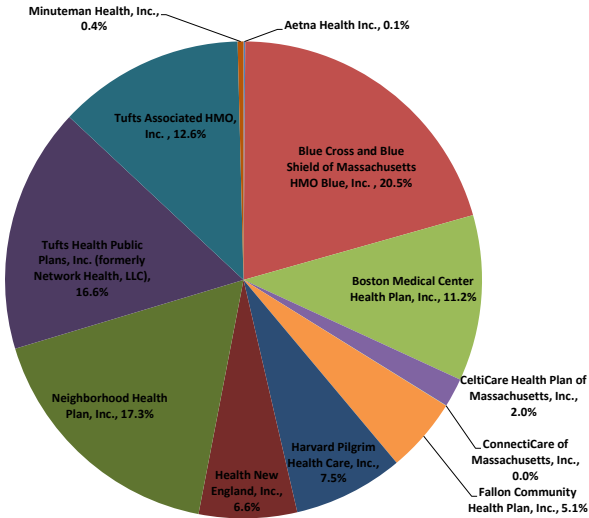
¹ Membership in plans offered by Minuteman Health, Inc. began January 1, 2014. All membership ceased as of December 31, 2017.
² Effective December 31, 2017, CeliCare Health, Inc. ceased offering plans in Massachusetts and exited the Massachusetts market as of December 31, 2017.



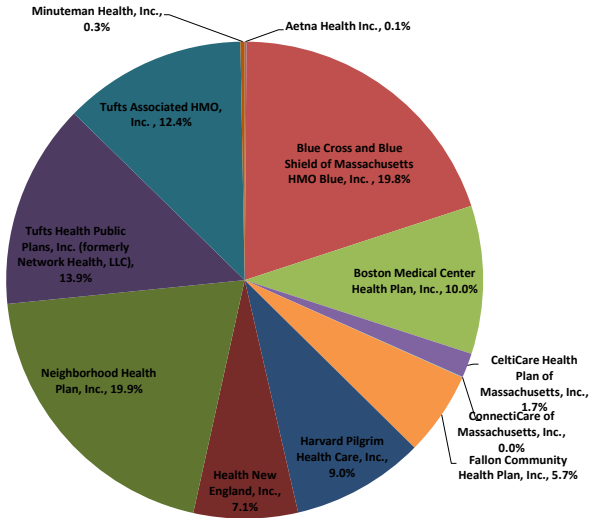
2nd Quarter 2015 Share of Massachusetts HMO Market



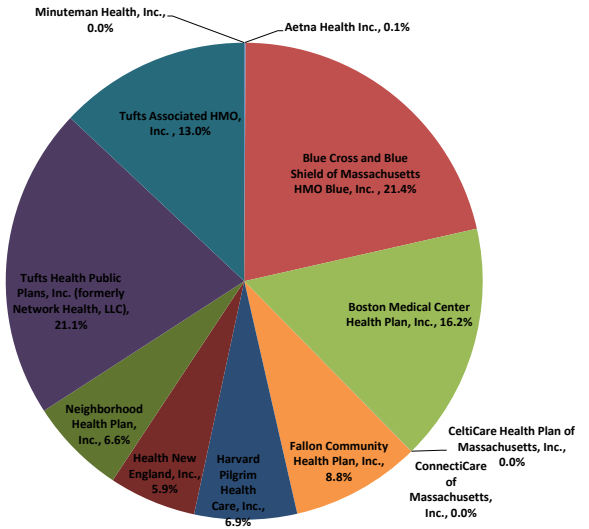
2nd Quarter 2017 Share of Massachusetts HMO Market



2nd Quarter 2016 Share of Massachusetts HMO Market



2nd Quarter 2018 Share of Massachusetts HMO Market



¹Membership charts reflect those persons enrolled only in closed network plans; so-called "dual certificate option" plan (POS) members and insured preferred provider plan members are not included in this report.

²Effective December 31, 2017, CeltiCare Health, Inc. ceased offering plans in Massachusetts and exited the Massachusetts market as of December 31, 2017.

³Membership in plans offered by Minuteman Health, Inc. began January 1, 2014. Minuteman Health, Inc. exited the Massachusetts market as of December 31, 2017.