

Massachusetts Division of Insurance
Quarterly Report of Health Maintenance Organization Membership in
Insured and Government Health Plans as of June 30, 2025^{1,2}

MEMBERSHIP TRENDS

Closed Network

COMPARISON OF 1st QUARTER MEMBERSHIP TO THOSE OF PRIOR THREE QUARTERS	3rd Quarter 2024 Members at End of Quarter	4th Quarter 2024 Members at End of Quarter	1st Quarter 2025 Members at End of Quarter	2nd Quarter 2025 Members at End of Quarter	Member Change from 1st Qtr. 2025 to 2nd Qtr. 2025	Percent Change from 1st Qtr. 2025 to 2nd Qtr. 2025	2nd Quarter 2025 Share of Massachusetts Closed Network Market
Aetna Health, Inc. (a Connecticut corporation)	0	0	0	0	0	0.00%	0.00%
Aetna Health, Inc. (a Pennsylvania corporation)	199	199	160	158	(2)	-1.25%	0.01%
Blue Cross and Blue Shield of Massachusetts HMO Blue, Inc.	293,965	289,080	287,127	285,392	(1,735)	-0.60%	14.34%
Boston Medical Center Health Plan, Inc. d/b/a Wellsense	616,560	623,646	638,451	635,002	(3,449)	-0.54%	31.90%
Central Mass Health LLC d/b/a Mass Advantage ⁴	2,321	2,361	2,358	2,306	(52)	-2.21%	0.12%
Commonwealth Care Alliance Massachusetts, LLC. ⁴	0	0	0	0	0	0.00%	0.00%
ConnectiCare of Massachusetts, Inc.	62	59	40	0	(40)	-100.00%	0.00%
eternalHealth, Inc.	689	709	1,975	1,947	(28)	-1.42%	0.10%
Fallon Community Health Plan, Inc.	126,918	127,844	140,657	141,729	1,072	0.76%	7.12%
Harvard Pilgrim Health Care, Inc.	159,714	162,749	174,716	177,921	3,205	1.83%	8.94%
Health New England, Inc.	96,785	96,822	95,724	94,519	(1,205)	-1.26%	4.75%
Humana Wisconsin Health Organization Insurance Corporation	0	0	0	0	0	0.00%	0.00%
Mass General Brigham Health Plan, Inc.	226,429	226,214	235,593	232,493	(3,100)	-1.32%	11.68%
Molina Healthcare of Wisconsin, Inc. d/b/a Senior Whole Health ⁴	459	0	0	0	0	0.00%	0.00%
Tufts Associated HMO, Inc.	136,059	130,086	115,466	109,549	(5,917)	-5.12%	5.50%
Tufts Health Public Plans, Inc. (formerly Network Health, LLC)	330,196	329,708	292,138	276,987	(15,151)	-5.19%	13.92%
UnitedHealthcare of Wisconsin, Inc.	26,228	26,697	35,088	32,292	(2,796)	-7.97%	1.62%
WellCare Health Plans of Massachusetts, Inc	7,588	7,008	0	0	0	0.00%	0.00%
Totals	2,096,264	2,036,800	2,027,800	1,990,295	(29,198)	-1.44%	100.0%

¹ Information reported by HMOs as of the end of the second quarter of 2025 is based upon the Massachusetts Division of Insurance's "Guidelines for Reporting Membership & Utilization Statistics - Version 6.1" that instructs HMOs to exclude members for whom the HMO did not bear any financial risk.

² Starting with the first quarter of 2017, carriers no longer submit data for this report directly to the Division. Instead, the data shown in this report was produced by the Center for Health Information and Analysis using data submissions by the HMOs to the All-Payer Claims Database.

³ Always Health Partners, Inc. has notified the Division that it will be changing its name to Mass General Brigham Health Plan, Inc. as of January 1, 2023.

⁴ Commonwealth Care Alliance Massachusetts, LLC., and Molina Healthcare of Wisconsin, Inc. d/b/a Senior Whole Health will enter the Massachusetts market effective January 1st, 2026.

Massachusetts Division of Insurance
Quarterly Report of Health Maintenance Organization Membership in
Insured and Government Health Plans as of June 30, 2025^{1,2}

MEMBERSHIP TRENDS

Preferred Network

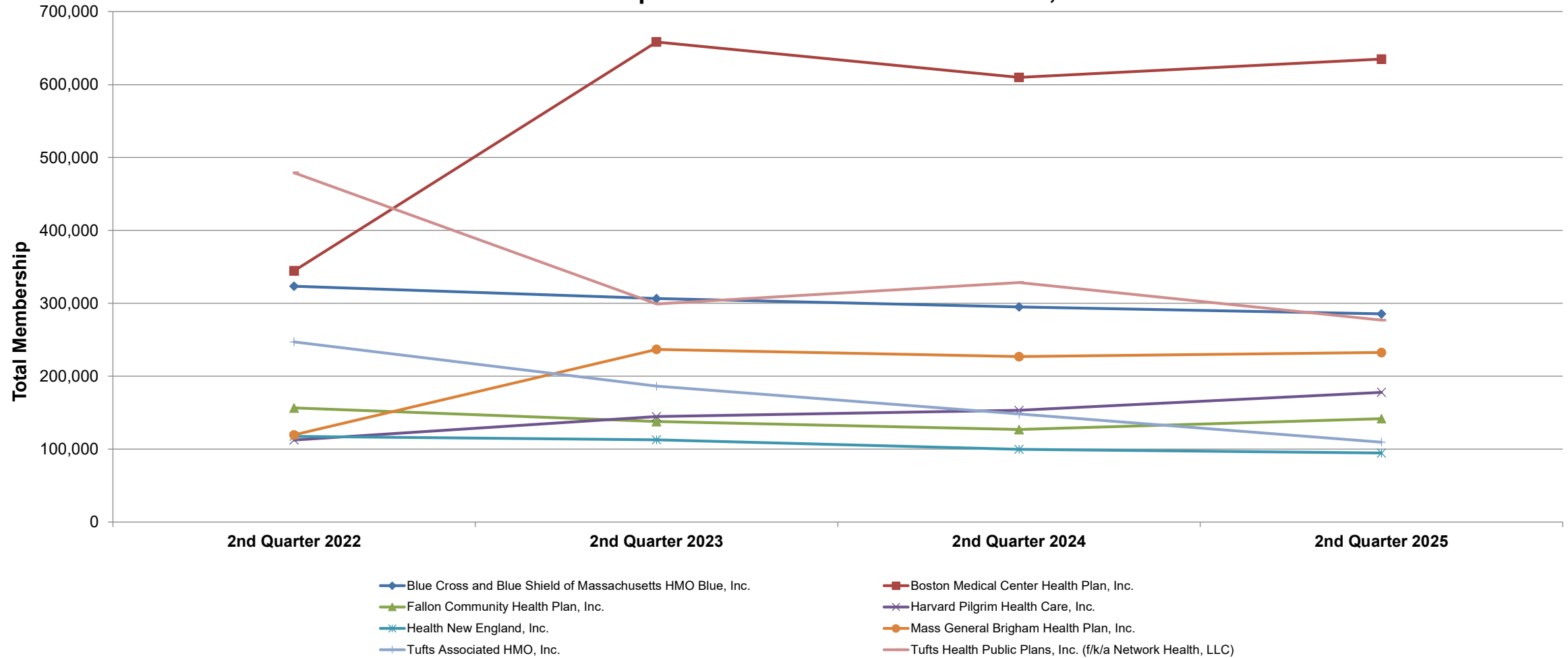
COMPARISON OF 1st QUARTER MEMBERSHIP TO THOSE OF PRIOR THREE QUARTERS	3rd Quarter 2024 Members at End of Quarter	4th Quarter 2024 Members at End of Quarter	1st Quarter 2025 Members at End of Quarter	2nd Quarter 2025 Members at End of Quarter	Member Change 1st Qtr. 2025 to 2nd Qtr. 2025	Percent Change 1st Qtr. 2025 to 2nd Qtr. 2025	2nd Quarter 2025 Share of Massachusetts PPO Market
Aetna Health, Inc. (a Connecticut corporation)	1,198	1,226	2,817	3,135	318	11.29%	1.16%
Blue Cross and Blue Shield of Massachusetts HMO Blue, Inc.	207,872	207,570	212,030	211,445	(585)	-0.28%	78.47%
ConnectiCare of Massachusetts, Inc.	42	44	16	0	(16)	-100.00%	0.00%
Harvard Pilgrim Health Care, Inc.	20,457	20,425	20,977	20,780	(197)	-0.94%	7.71%
Health New England, Inc.	7,935	8,072	8,439	8,376	(63)	-0.75%	3.11%
Mass General Brigham Health Plan, Inc.	3,859	4,040	6,642	7,127	485	7.30%	2.65%
Tufts Associated HMO, Inc.	8,996	9,864	17,198	18,586	1,388	8.07%	6.90%
Totals	244,979	245,272	249,046	269,449	1,330	0.53%	100.00%

¹ Information reported by HMOs as of the end of the second quarter of 2025 is based upon the Massachusetts Division of Insurance's "Guidelines for Reporting Membership & Utilization Statistics - Version 6.1" that instructs HMOs to exclude members for whom the HMO did not bear any financial risk.

² Starting with the first quarter of 2017, carriers no longer submit data for this report directly to the Division. Instead, the data shown in this report was produced by the Center for Health Information and Analysis using data submissions by the HMOs to the All-Payer Claims Database.

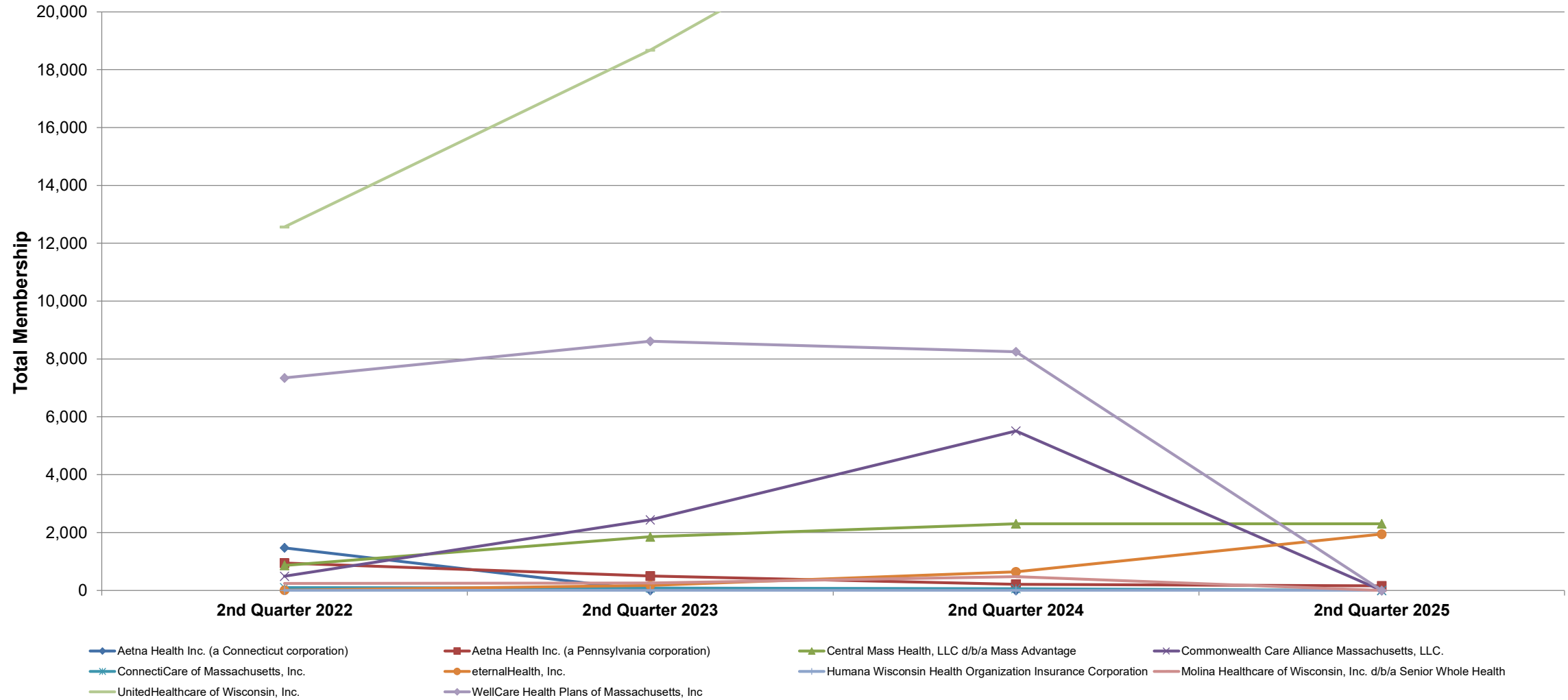
MEMBERSHIP TRENDS

HMOs with MA Membership in Closed Network Plans over 50,000 Members on 03/31/2025



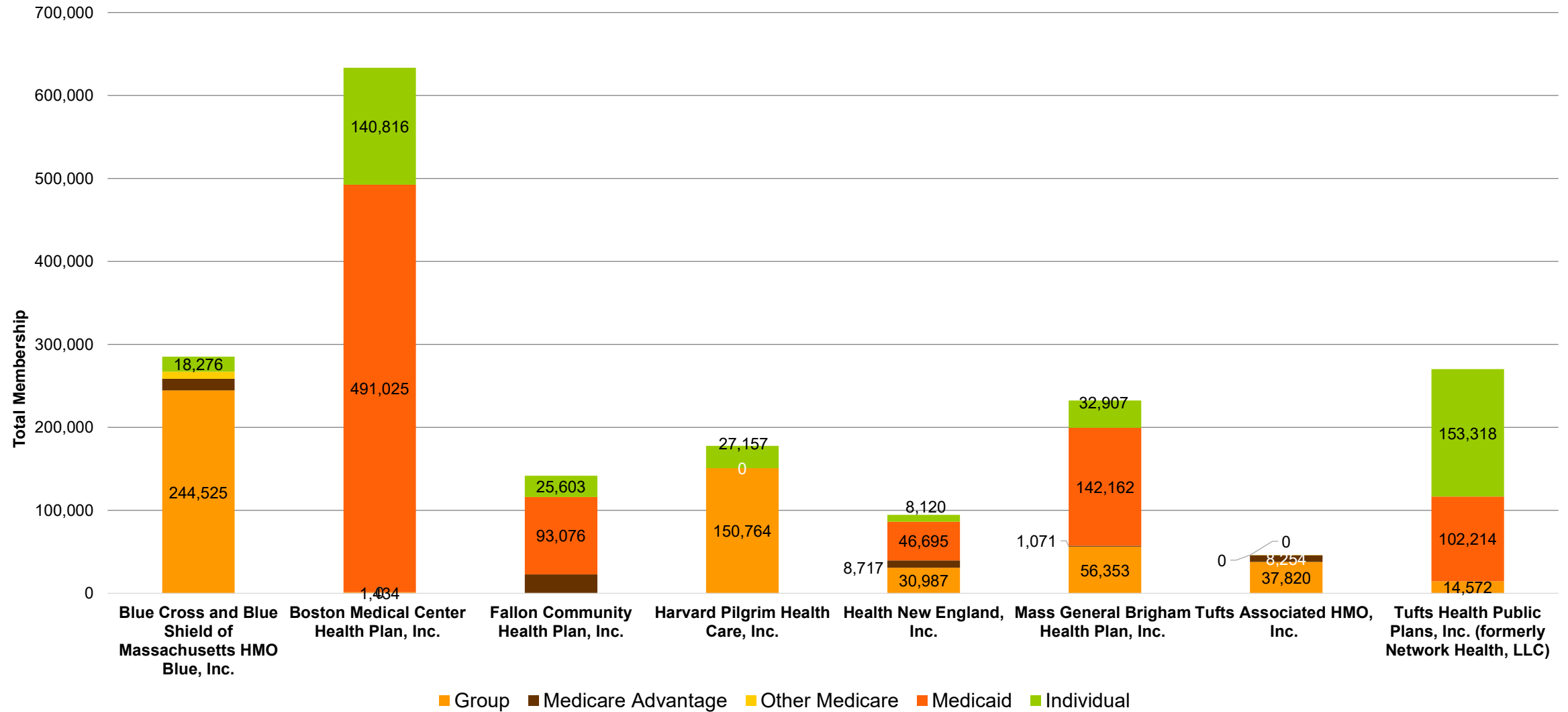
MEMBERSHIP TRENDS

HMOs with MA Membership in Closed Network Plans less than 50,000 Members on 03/31/2025



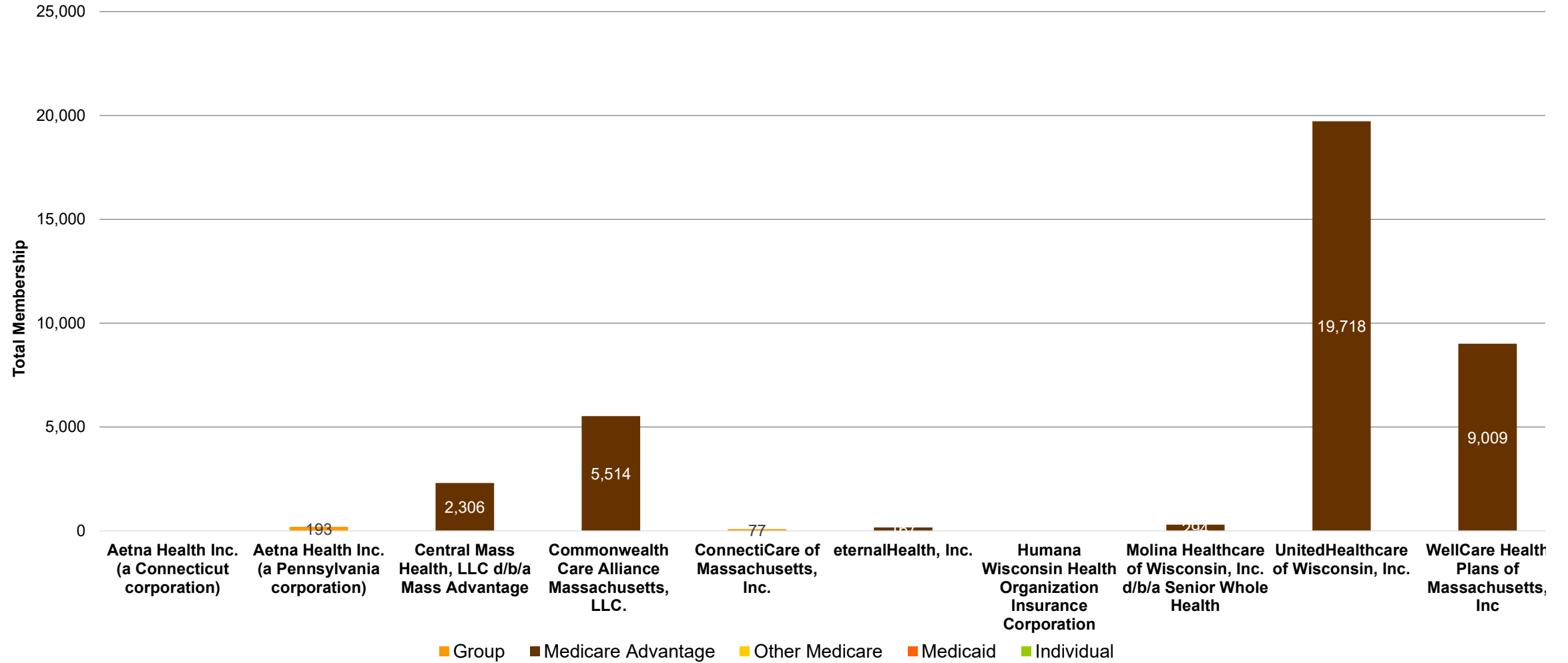
MEMBERSHIP TRENDS

HMOs with Massachusetts Membership over 50,00 Members on 03/31/2025



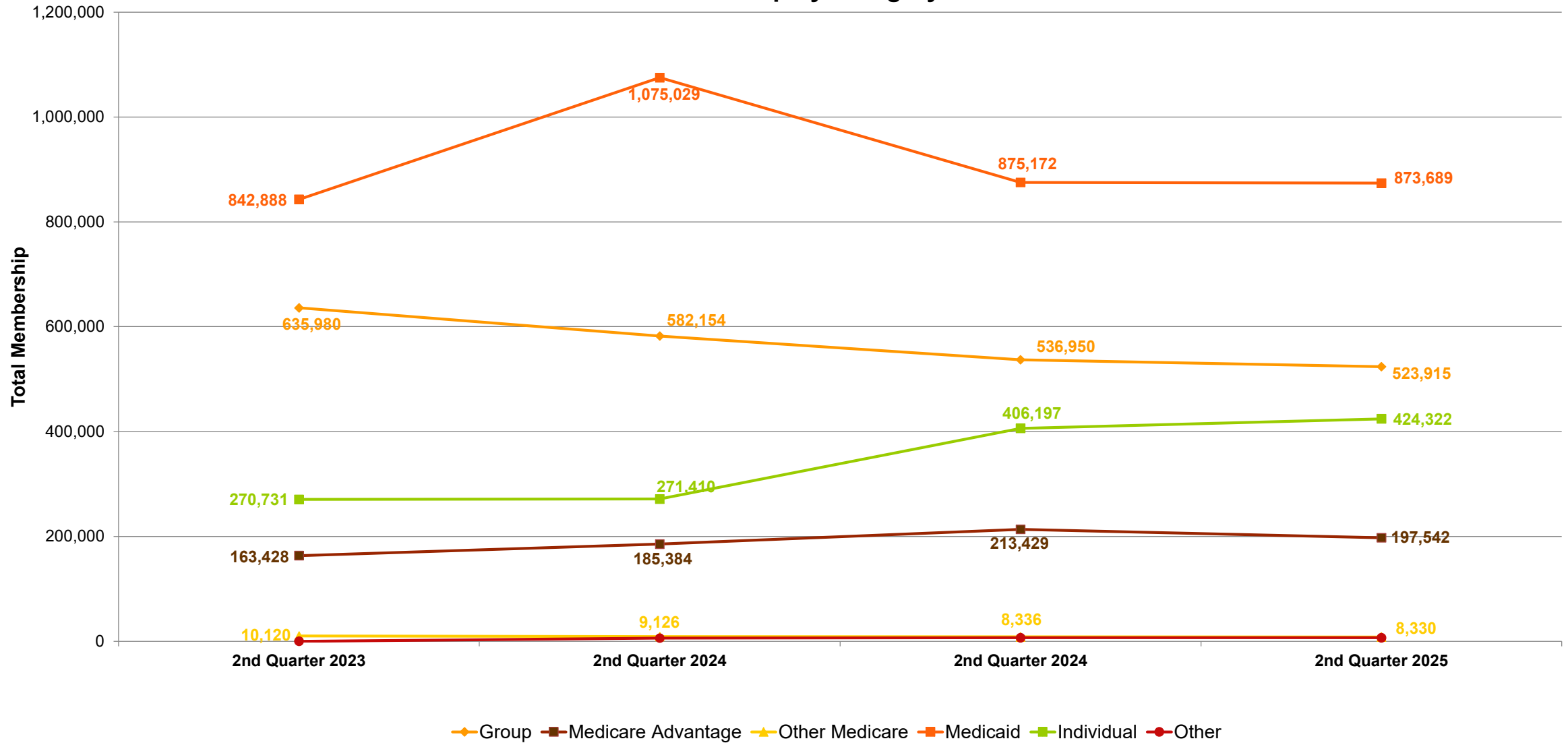
MEMBERSHIP TRENDS

HMOs with Massachusetts Membership less than 50,000 Members as of 03/31/2025

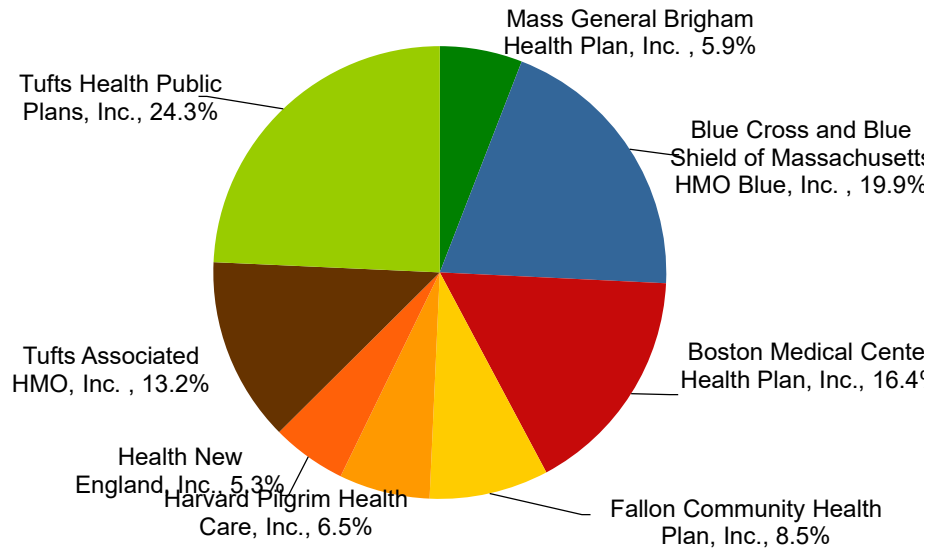


MEMBERSHIP TRENDS

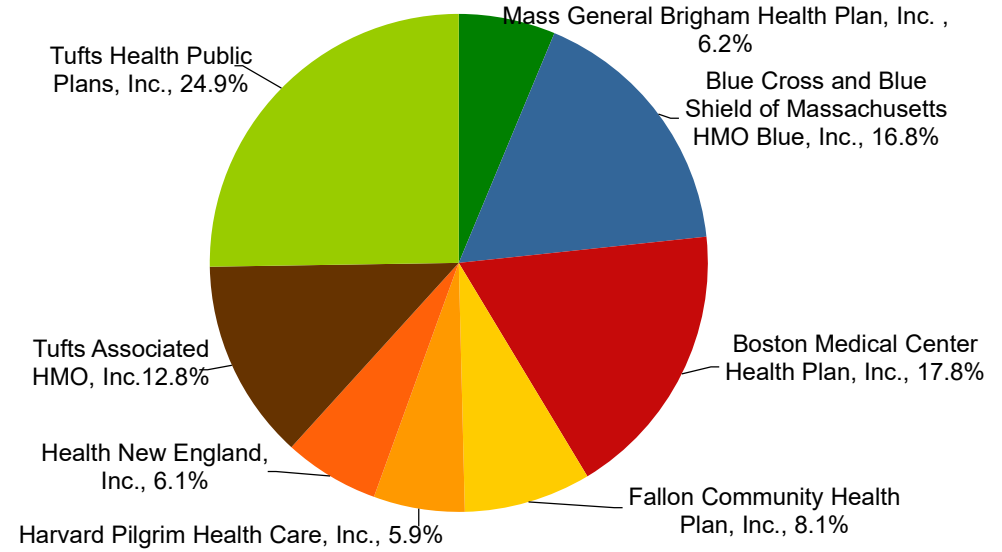
Total HMO Membership by Category of Business



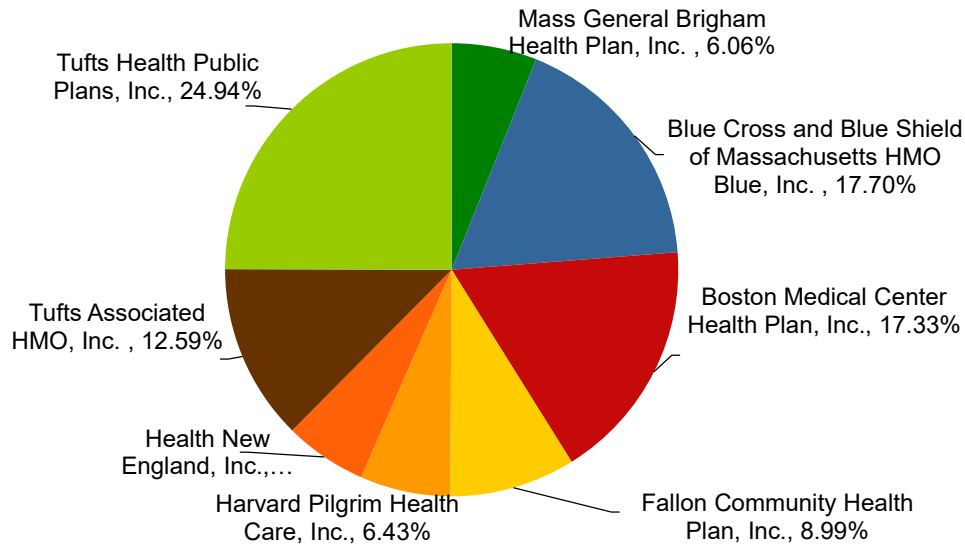
2nd Quarter 2021 Share of Massachusetts HMO Market



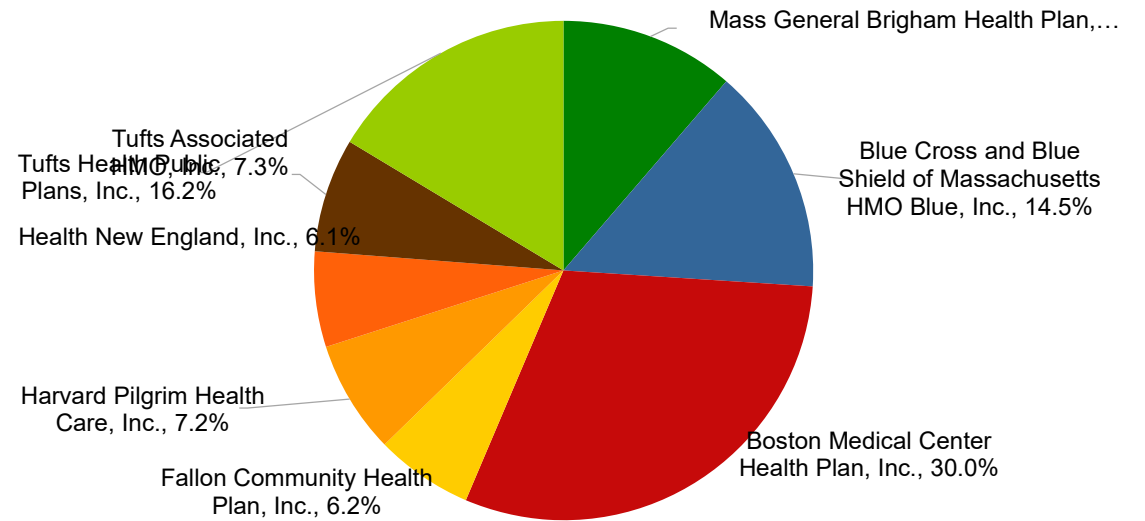
2nd Quarter 2023 Share of Massachusetts HMO Market



2nd Quarter 2022 Share of Massachusetts HMO Market



2nd Quarter 2024 Share of Massachusetts HMO Market



¹Membership charts reflect those persons enrolled only in closed network plans; so-called "dual certificate option" plan (POS) members and insured preferred provider plan members are not included in this report.

Massachusetts Division of Insurance
Quarterly Report of Health Maintenance Organization Membership in
Insured and Government Health Plans as of June 30, 2025^{1,2}

MEMBERSHIP TRENDS