

Massachusetts Division of Insurance
Quarterly Report of Health Maintenance Organization Membership in
Insured and Government Health Plans as of September 30, 2025^{1,2}

MEMBERSHIP TRENDS

Closed Network

| COMPARISON OF 3rd QUARTER MEMBERSHIP TO THOSE OF PRIOR THREE QUARTERS | 4th Quarter 2024 Members at End of Quarter | 1st Quarter 2025 Members at End of Quarter | 2nd Quarter 2025 Members at End of Quarter | 3rd Quarter 2025 Members at End of Quarter | Member Change from 2nd Qtr. 2025 to 3rd Qtr. 2025 | Percent Change from 2nd Qtr. 2025 to 3rd Qtr. 2025 | 3rd Quarter 2025 Share of Massachusetts Closed Network Market |
|---|--|--|--|--|--|---|--|
| Aetna Health, Inc. (a Connecticut corporation) | 0 | 0 | 0 | 0 | 0 | 0.00% | 0.00% |
| Aetna Health, Inc. (a Pennsylvania corporation) | 199 | 160 | 158 | 146 | (12) | -7.59% | 0.01% |
| Blue Cross and Blue Shield of Massachusetts HMO Blue, Inc. | 289,080 | 287,127 | 285,392 | 278,455 | (6,937) | -2.43% | 13.86% |
| Boston Medical Center Health Plan, Inc. d/b/a Wellsense | 623,646 | 638,451 | 635,002 | 636,888 | 1,886 | 0.30% | 31.71% |
| Central Mass Health LLC d/b/a Mass Advantage ⁴ | 2,361 | 2,358 | 2,306 | 1,231 | (1,075) | -46.62% | 0.06% |
| Commonwealth Care Alliance Massachusetts, LLC. ⁴ | 0 | 0 | 0 | 0 | 0 | 0.00% | 0.00% |
| ConnectiCare of Massachusetts, Inc. | 59 | 40 | 0 | 0 | 0 | 0.00% | 0.00% |
| eternalHealth, Inc. | 709 | 1,975 | 1,947 | 2,012 | 65 | 3.34% | 0.10% |
| Fallon Community Health Plan, Inc. | 127,844 | 140,657 | 141,729 | 144,259 | 2,530 | 1.79% | 7.18% |
| Harvard Pilgrim Health Care, Inc. | 162,749 | 174,716 | 177,921 | 177,503 | (418) | -0.23% | 8.84% |
| Health New England, Inc. | 96,822 | 95,724 | 94,519 | 93,919 | (600) | -0.63% | 4.68% |
| Humana Wisconsin Health Organization Insurance Corporation | 0 | 0 | 0 | 0 | 0 | 0.00% | 0.00% |
| Mass General Brigham Health Plan, Inc. | 226,214 | 235,593 | 232,493 | 234,993 | 2,500 | 1.08% | 11.70% |
| Molina Healthcare of Wisconsin, Inc. d/b/a Senior Whole Health ⁴ | 0 | 0 | 0 | 0 | 0 | 0.00% | 0.00% |
| Tufts Associated HMO, Inc. | 130,086 | 115,466 | 109,549 | 109,534 | (15) | -0.01% | 5.45% |
| Tufts Health Public Plans, Inc. (formerly Network Health, LLC) | 329,708 | 292,138 | 276,987 | 293,062 | 16,075 | 5.80% | 14.59% |
| UnitedHealthcare of Wisconsin, Inc. | 26,697 | 35,088 | 32,292 | 36,591 | 4,299 | 13.31% | 1.82% |
| WellCare Health Plans of Massachusetts, Inc. | 7,008 | 0 | 0 | 0 | 0 | 0.00% | 0.00% |
| Totals | 2,036,800 | 2,027,800 | 2,031,095 | 2,008,593 | 18,298 | 0.90% | 100.0% |

¹ Information reported by HMOs as of the end of the second quarter of 2024 is based upon the Massachusetts Division of Insurance's "Guidelines for Reporting Membership & Utilization Statistics - Version 6.1" that instructs HMOs to exclude members for whom the HMO did not bear any financial risk.

² Starting with the first quarter of 2017, carriers no longer submit data for this report directly to the Division. Instead, the data shown in this report was produced by the Center for Health Information and Analysis using data submissions by the HMOs to the All-Payer Claims Database.

³ Always Health Partners, Inc. has notified the Division that it will be changing its name to Mass General Brigham Health Plan, Inc. as of January 1, 2023.

⁴ Commonwealth Care Alliance Massachusetts, LLC., and Molina Healthcare of Wisconsin, Inc. d/b/a Senior Whole Health will enter the Massachusetts market effective January 1st, 2026.

Massachusetts Division of Insurance
Quarterly Report of Health Maintenance Organization Membership in
Insured and Government Health Plans as of September 30, 2025^{1,2}

MEMBERSHIP TRENDS

Preferred Network

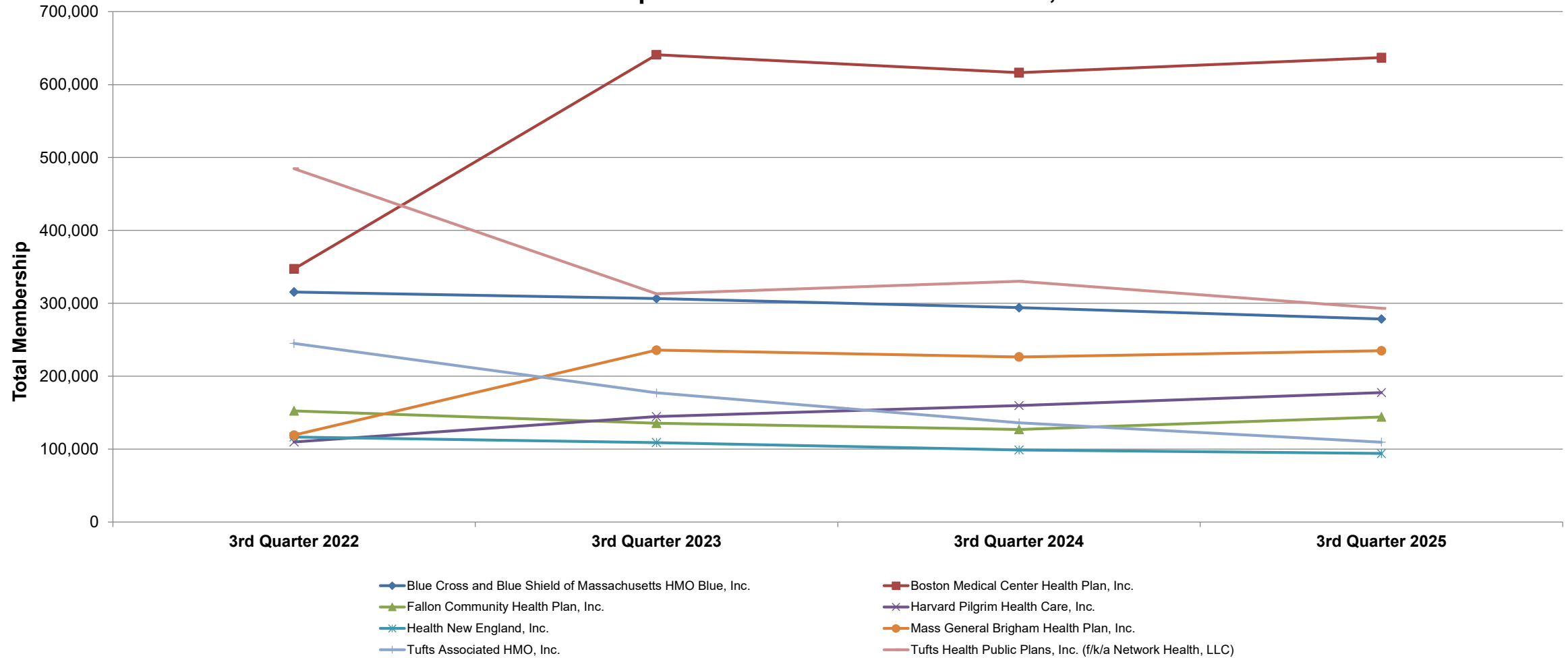
| | COMPARISON OF 3rd QUARTER MEMBERSHIP TO THOSE OF PRIOR THREE QUARTERS | 4th Quarter 2024 Members at End of Quarter | 1st Quarter 2025 Members at End of Quarter | 2nd Quarter 2025 Members at End of Quarter | 3rd Quarter 2025 Members at End of Quarter | Member Change 2nd Qtr. 2025 to 3rd Qtr. 2025 | Percent Change 2nd Qtr. 2025 to 3rd Qtr. 2025 | 3rd Quarter 2025 Share of Massachusetts PPO Market |
|---|--|--|--|--|--|---|--|---|
| x | Aetna Health, Inc. (a Connecticut corporation) | 1,226 | 2,817 | 3,135 | 3,370 | 235 | 7.50% | 1.24% |
| x | Blue Cross and Blue Shield of Massachusetts HMO Blue, Inc. | 207,570 | 212,030 | 211,445 | 210,930 | (515) | -0.24% | 77.82% |
| | ConnectiCare of Massachusetts, Inc. | 44 | 16 | 0 | 0 | 0 | 0.00% | 0.00% |
| x | Harvard Pilgrim Health Care, Inc. | 20,425 | 20,977 | 20,780 | 21,052 | 272 | 1.31% | 7.77% |
| x | Health New England, Inc. | 8,072 | 8,439 | 8,376 | 8,413 | 37 | 0.44% | 3.10% |
| x | Mass General Brigham Health Plan, Inc. | 4,040 | 6,642 | 7,127 | 7,618 | 491 | 6.89% | 2.81% |
| x | Tufts Associated HMO, Inc. | 9,864 | 17,198 | 18,586 | 19,678 | 1,092 | 5.88% | 7.26% |
| | Totals | 245,272 | 249,046 | 250,553 | 271,061 | 1,612 | 0.64% | 100.00% |

¹ Information reported by HMOs as of the end of the second quarter of 2024 is based upon the Massachusetts Division of Insurance's "Guidelines for Reporting Membership & Utilization Statistics - Version 6.1" that instructs HMOs to exclude members for whom the HMO did not bear any financial risk.

² Starting with the first quarter of 2017, carriers no longer submit data for this report directly to the Division. Instead, the data shown in this report was produced by the Center for Health Information and Analysis using data submissions by the HMOs to the All-Payer Claims Database.

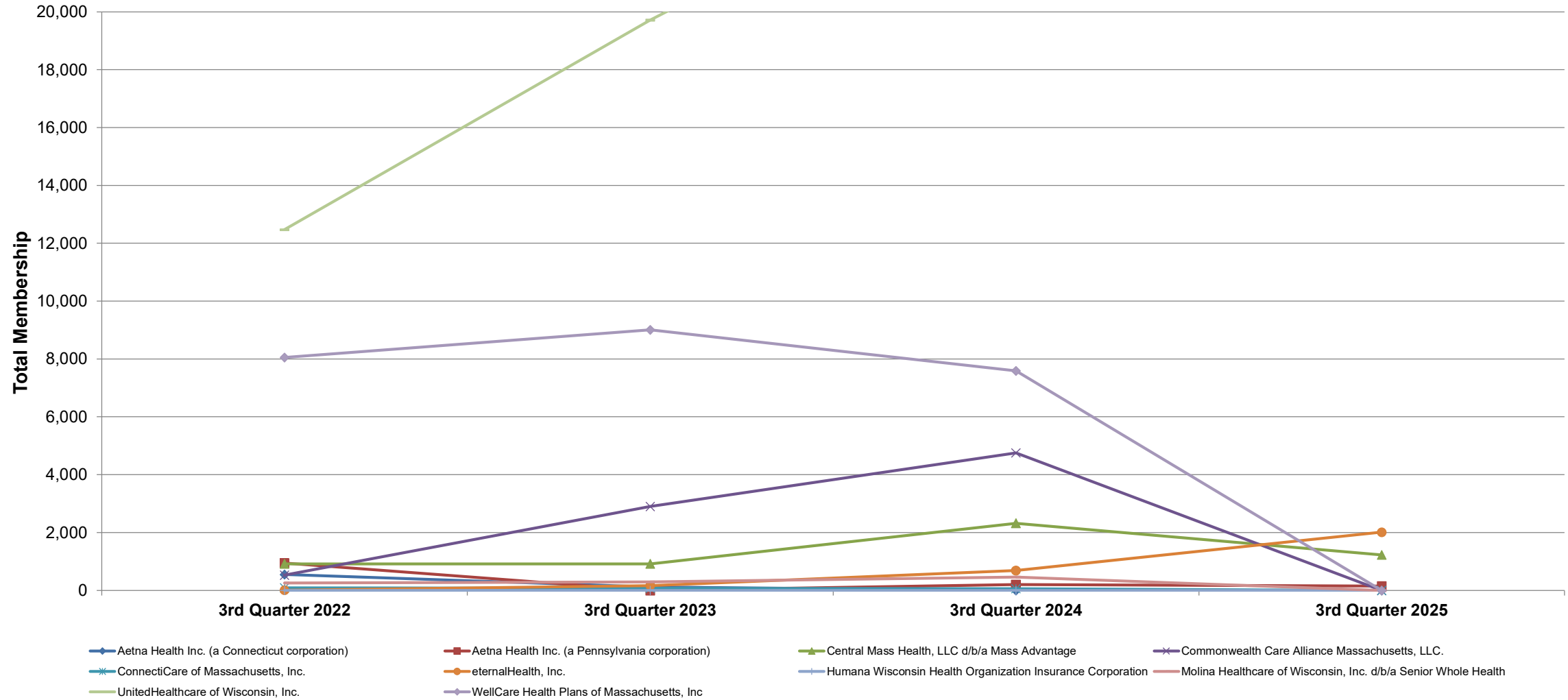
MEMBERSHIP TRENDS

HMOs with MA Membership in Closed Network Plans over 50,000 Members on 08/30/2025



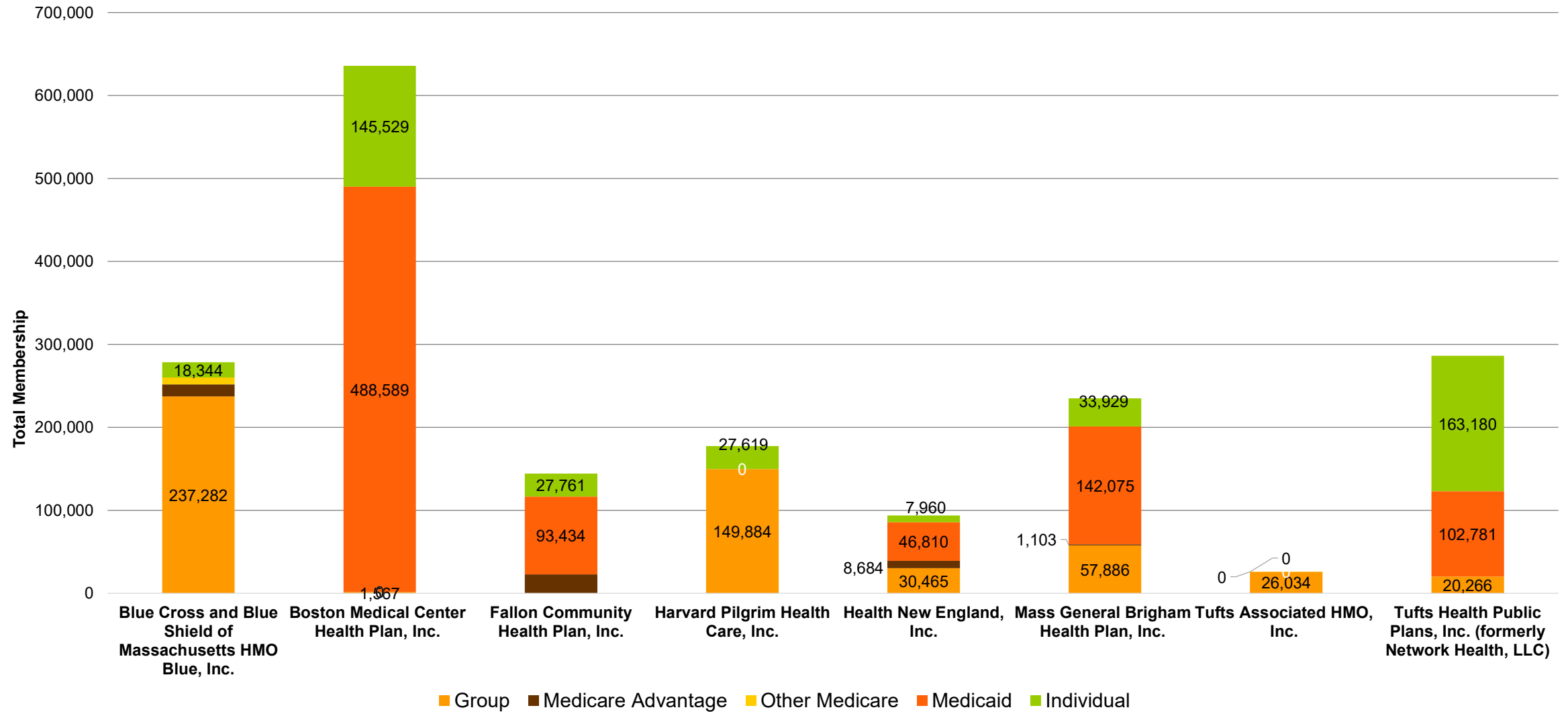
MEMBERSHIP TRENDS

HMOs with MA Membership in Closed Network Plans less than 50,000 Members on 08/30/2025



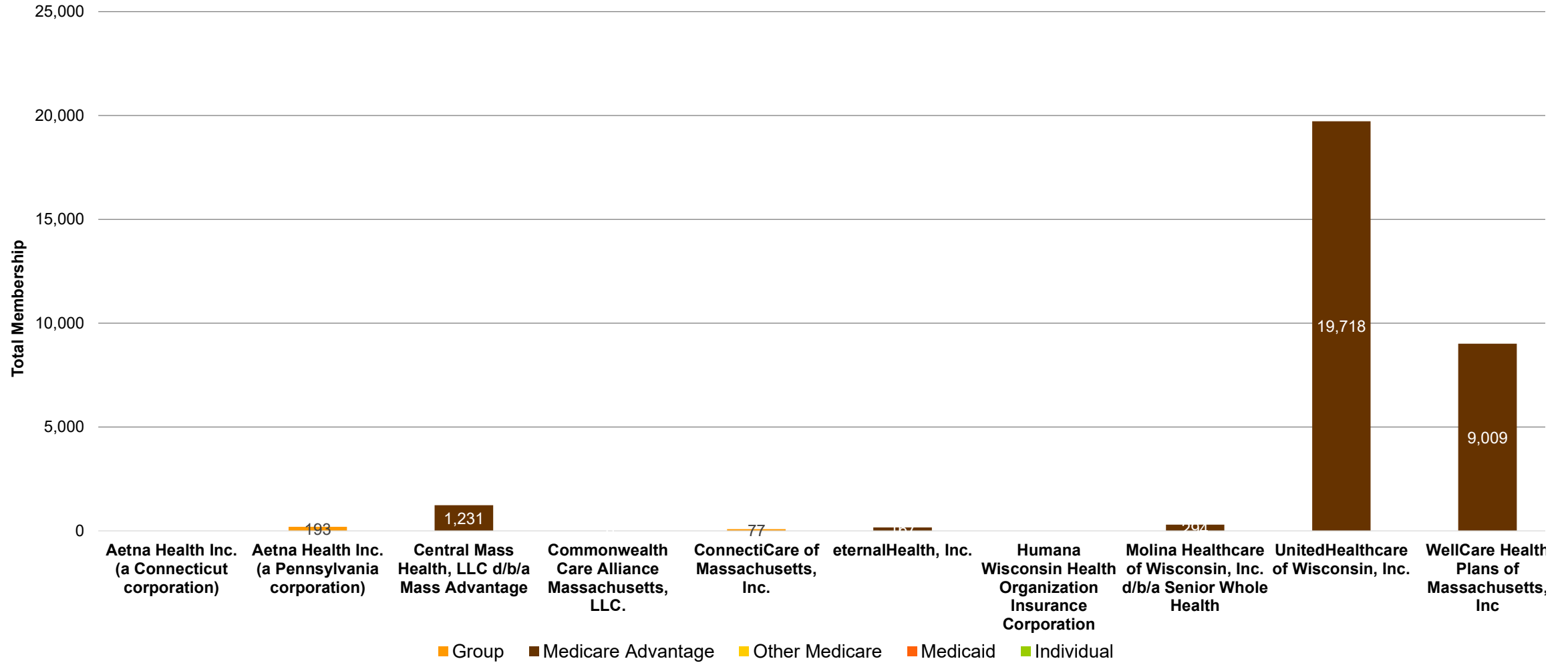
MEMBERSHIP TRENDS

HMOs with Massachusetts Membership over 50,00 Members on 08/30/2025



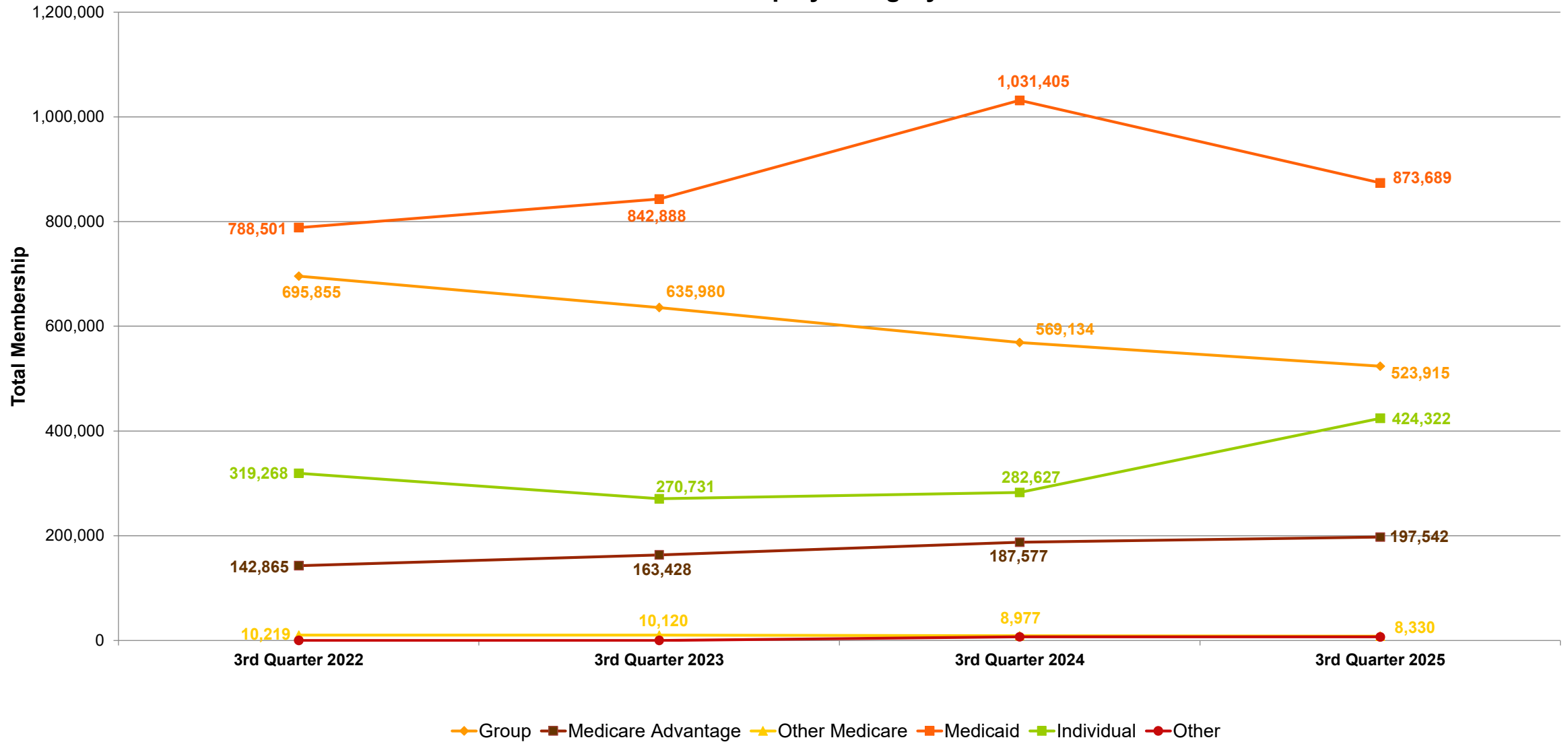
MEMBERSHIP TRENDS

HMOs with Massachusetts Membership less than 50,000 Members as of 08/30/2025

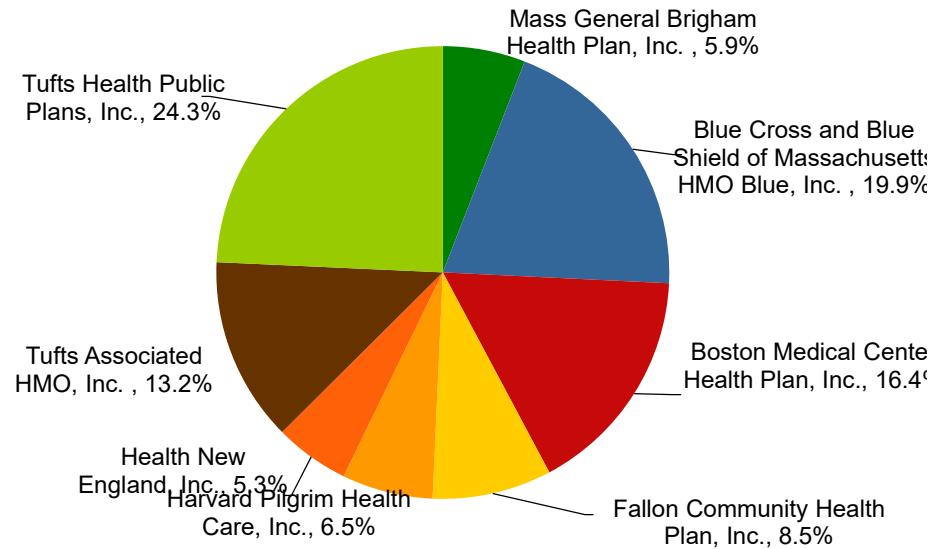


MEMBERSHIP TRENDS

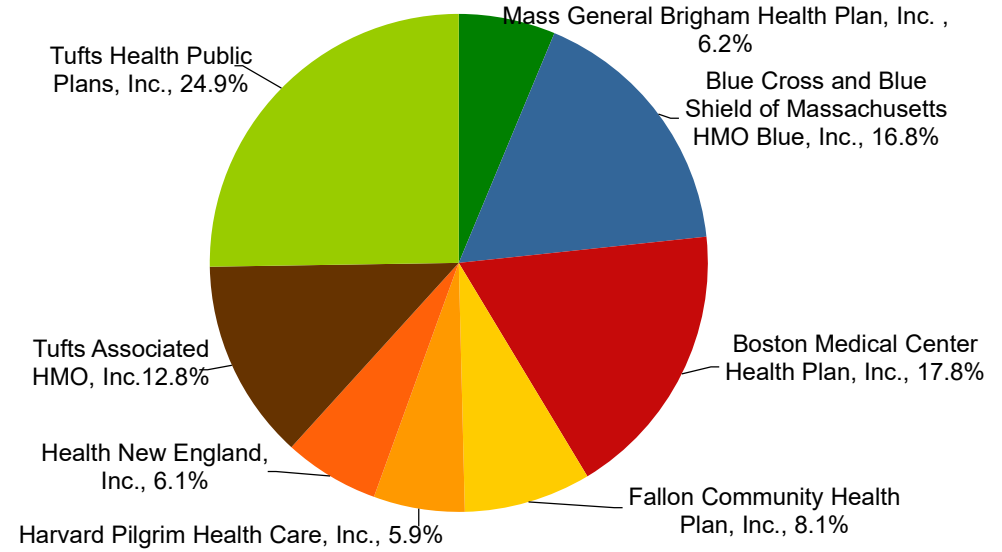
Total HMO Membership by Category of Business



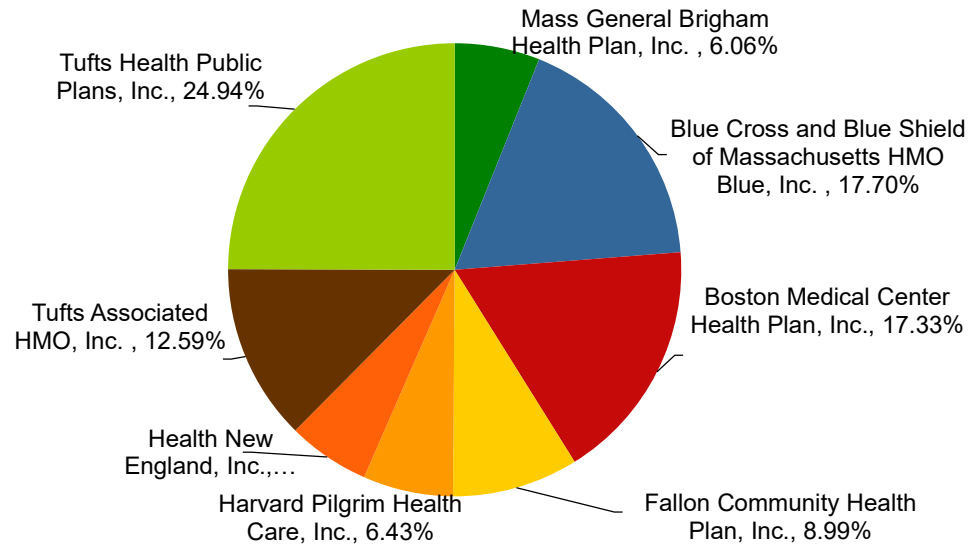
3rd Quarter 2021 Share of Massachusetts HMO Market



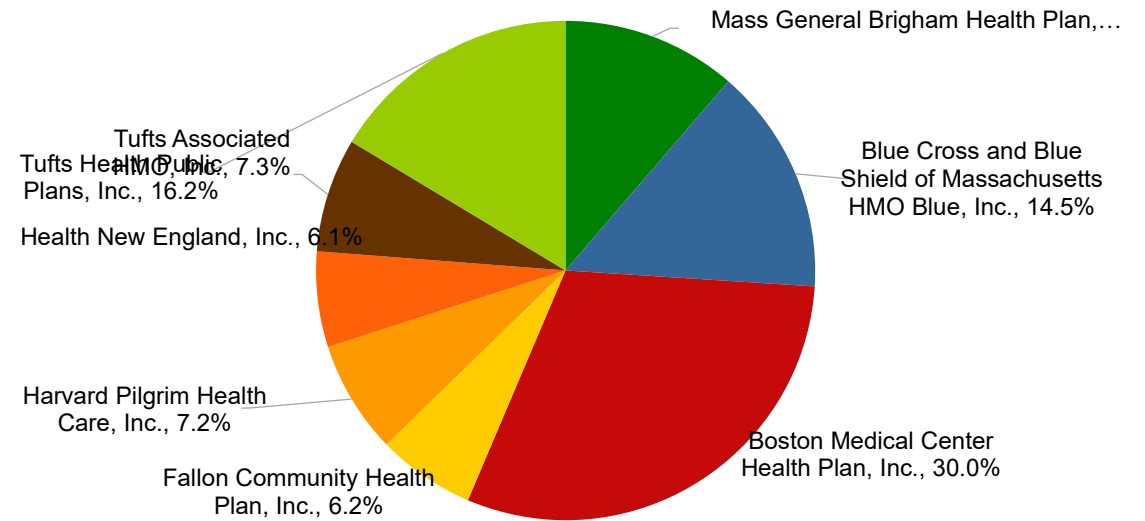
2nd Quarter 2023 Share of Massachusetts HMO Market



3rd Quarter 2022 Share of Massachusetts HMO Market



2nd Quarter 2024 Share of Massachusetts HMO Market



¹Membership charts reflect those persons enrolled only in closed network plans; so-called "dual certificate option" plan (POS) members and insured preferred provider plan members are not included in this report.

**Massachusetts Division of Insurance
Quarterly Report of Health Maintenance Organization Membership in
Insured and Government Health Plans as of September 30, 2025^{1,2}**

MEMBERSHIP TRENDS