

Massachusetts Division of Insurance
Quarterly Report of Health Maintenance Organization Membership in Closed Network Health Plans
as of December 31, 2017¹

Closed Network

COMPARISON OF 3RD QUARTER MEMBERSHIP TO THOSE OF PRIOR THREE QUARTERS	1st Quarter 2017 Members at End of Quarter	2nd Quarter 2017 Members at End of Quarter	3rd Quarter 2017 Members at End of Quarter	4th Quarter 2017 Members at End of Quarter	Member Change 3rd Qtr. 17 to 4th Qtr. 17	Percent Change 3rd Qtr. 17 to 4th Qtr. 17	4th Quarter 2017 Share of Massachusetts Closed Network Market
Aetna Health Inc. ²	2,493	2,523	2,490	2,044	(446)	-17.9%	0.1%
Blue Cross and Blue Shield of Massachusetts HMO Blue, Inc.	437,909	445,562	449,446	448,287	(1,159)	-0.3%	20.8%
Boston Medical Center Health Plan, Inc.	242,910	244,432	244,613	247,395	2,782	1.1%	11.5%
CeltiCare Health Plan of Massachusetts, Inc.	32,709	42,579	39,101	34,111	(4,990)	-12.8%	1.6%
ConnectiCare of Massachusetts, Inc.	531	408	411	367	(44)	-10.7%	0.0%
Fallon Community Health Plan, Inc.	110,579	109,997	135,754	131,104	(4,650)	-3.4%	6.1%
Harvard Pilgrim Health Care, Inc.	174,199	162,437	153,097	149,909	(3,188)	-2.1%	7.0%
Health New England, Inc.	147,592	144,449	148,384	145,976	(2,408)	-1.6%	6.8%
Minuteman Health, Inc. ³	8,122	8,611	8,516	7,517	(999)	-11.7%	0.3%
Neighborhood Health Plan, Inc.	394,285	376,325	364,903	346,937	(17,966)	-4.9%	16.1%
Tufts Health Public Plans, Inc. (formerly Network Health, LLC)	359,491	361,314	357,830	364,335	6,505	1.8%	16.9%
Tufts Associated HMO, Inc. ⁴	274,142	274,615	273,200	273,479	279	0.1%	12.7%
Totals	2,184,962	2,173,252	2,177,745	2,151,461	(26,284)	-1.2%	100.0%

PPO

COMPARISON OF 3RD QUARTER MEMBERSHIP TO THOSE OF PRIOR THREE QUARTERS	1st Quarter 2017 Members at End of Quarter	2nd Quarter 2017 Members at End of Quarter	3rd Quarter 2017 Members at End of Quarter	4th Quarter 2017 Members at End of Quarter	Member Change 3rd Qtr. 17 to 4th Qtr. 17	Percent Change 3rd Qtr. 17 to 4th Qtr. 17	4th Quarter 2017 Share of Massachusetts PPO Market
Aetna Health Inc. ²	56	55	45	39	(6)	-13.3%	0.0%
Blue Cross and Blue Shield of Massachusetts HMO Blue, Inc.	172,044	174,277	175,539	173,872	(1,667)	-0.9%	88.3%
Boston Medical Center Health Plan, Inc.	0	0	0	0	0	0.0%	0.0%
CeltiCare Health Plan of Massachusetts, Inc.	0	0	0	0	0	0.0%	0.0%
ConnectiCare of Massachusetts, Inc.	57	56	47	43	(4)	-8.5%	0.0%
Fallon Community Health Plan, Inc.	0	0	0	0	0	0.0%	0.0%
Harvard Pilgrim Health Care, Inc.	20,780	19,492	19,241	18,619	(622)	-3.2%	9.5%
Health New England, Inc.	2,637	2,707	2,744	2,838	94	3.4%	1.4%
Minuteman Health, Inc. ³	309	443	434	328	(106)	-24.4%	0.2%
Neighborhood Health Plan, Inc.	319	399	356	434	78	21.9%	0.2%
Tufts Health Public Plans, Inc. (formerly Network Health, LLC)	0	0	0	0	0	0.0%	0.0%
Tufts Associated HMO, Inc. ⁴	912	785	751	752	1	0.1%	0.4%
Totals	197,114	198,214	199,157	196,925	(2,232)	-1.1%	100.0%

¹ Information reported by HMOs as of the end of the fourth quarter of 2017 based upon the Massachusetts Division of Insurance's "Guidelines for Reporting Membership & Utilization Statistics - Version 6.1" that instructs HMOs to exclude members for whom the HMO did not bear any financial risk.

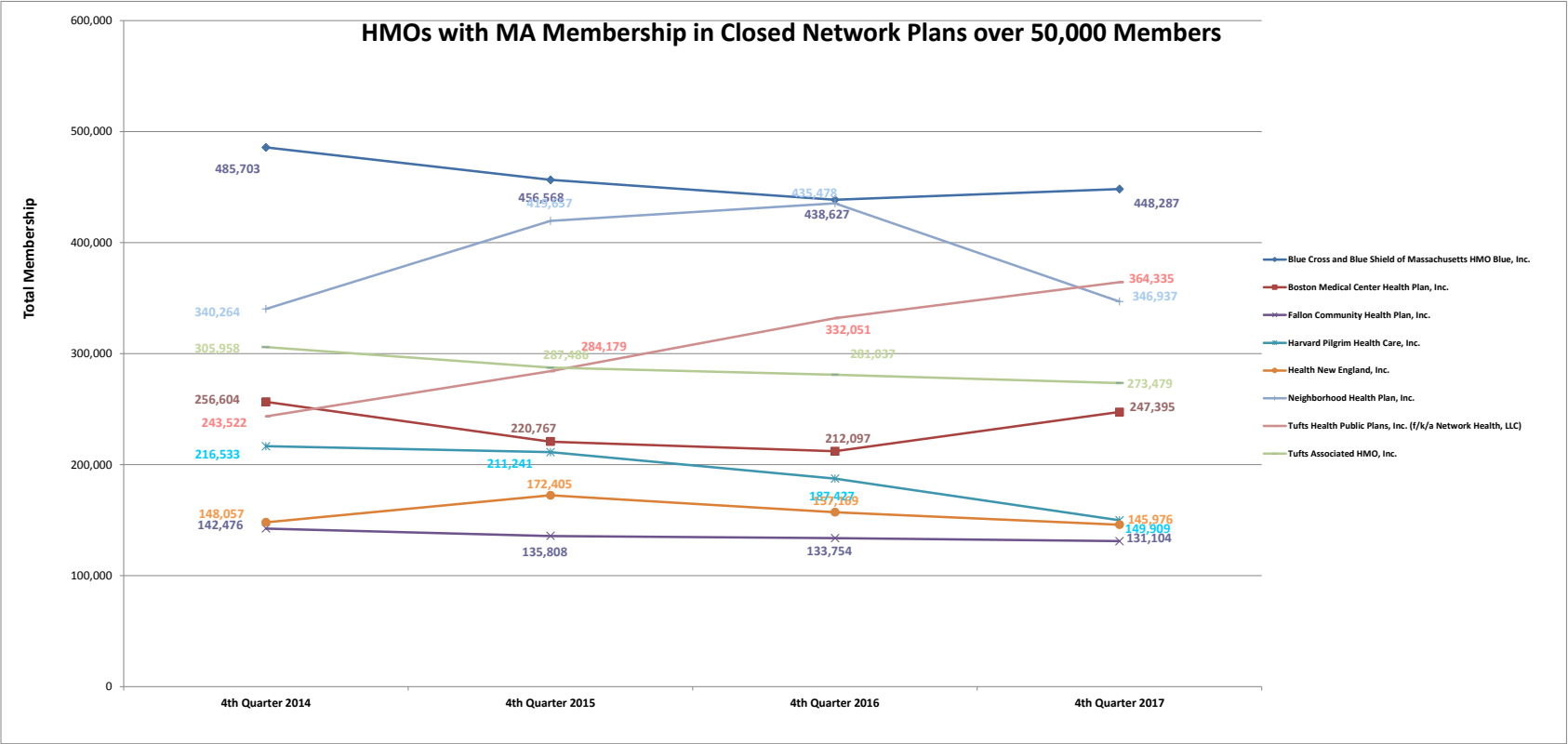
² Starting with the first quarter of 2017, carriers are no longer submitting data for this report directly to the Division. Instead, the first quarter 2017 data shown in this report was produced by the Center for Health Information and Analysis using data submissions by the HMOs to the All-Payer Claims Database.

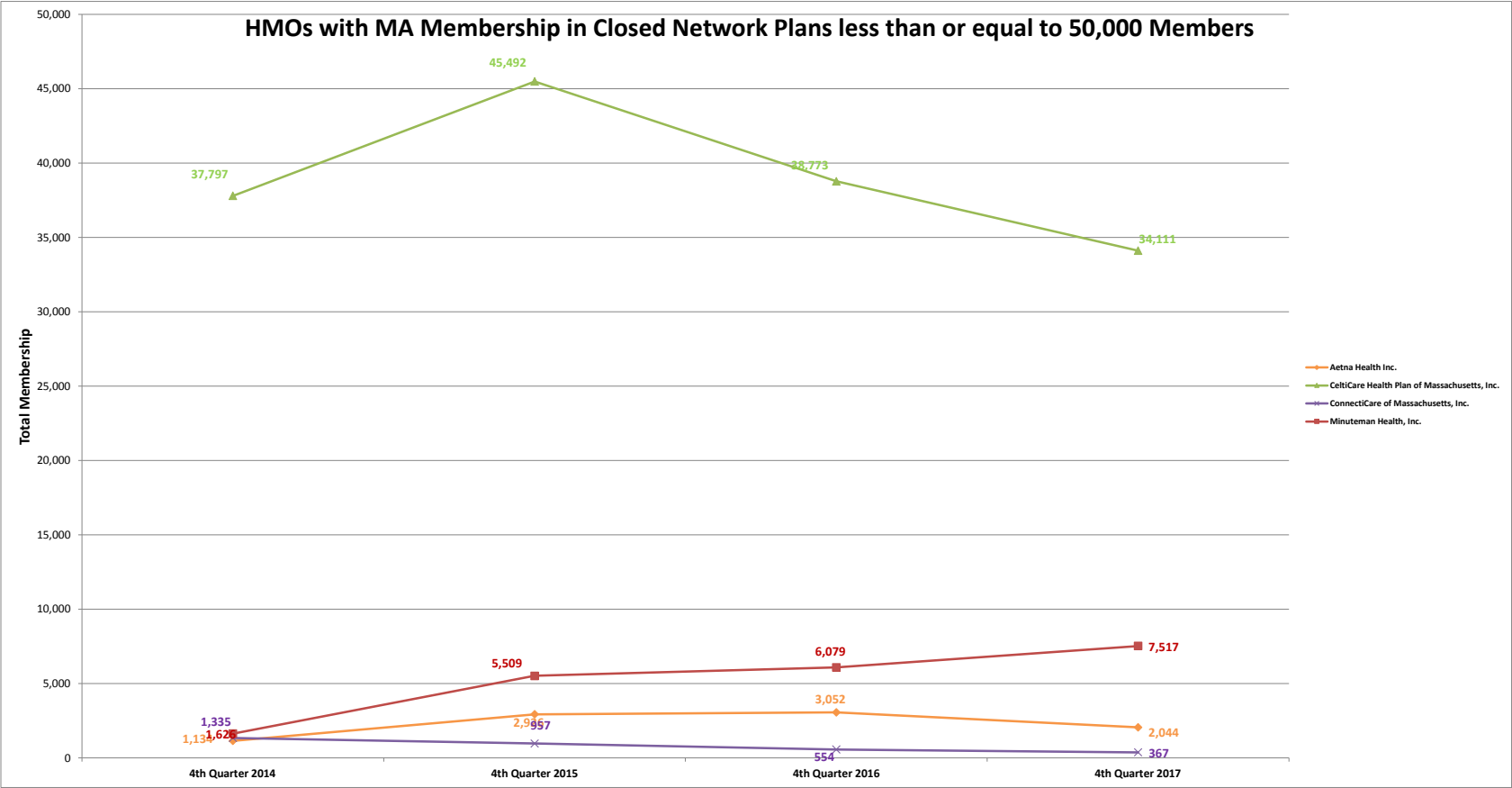
As a result, comparing membership from the fourth quarter of 2016 to the first quarter of 2017 may not be appropriate, as the data is taken from separate sources.

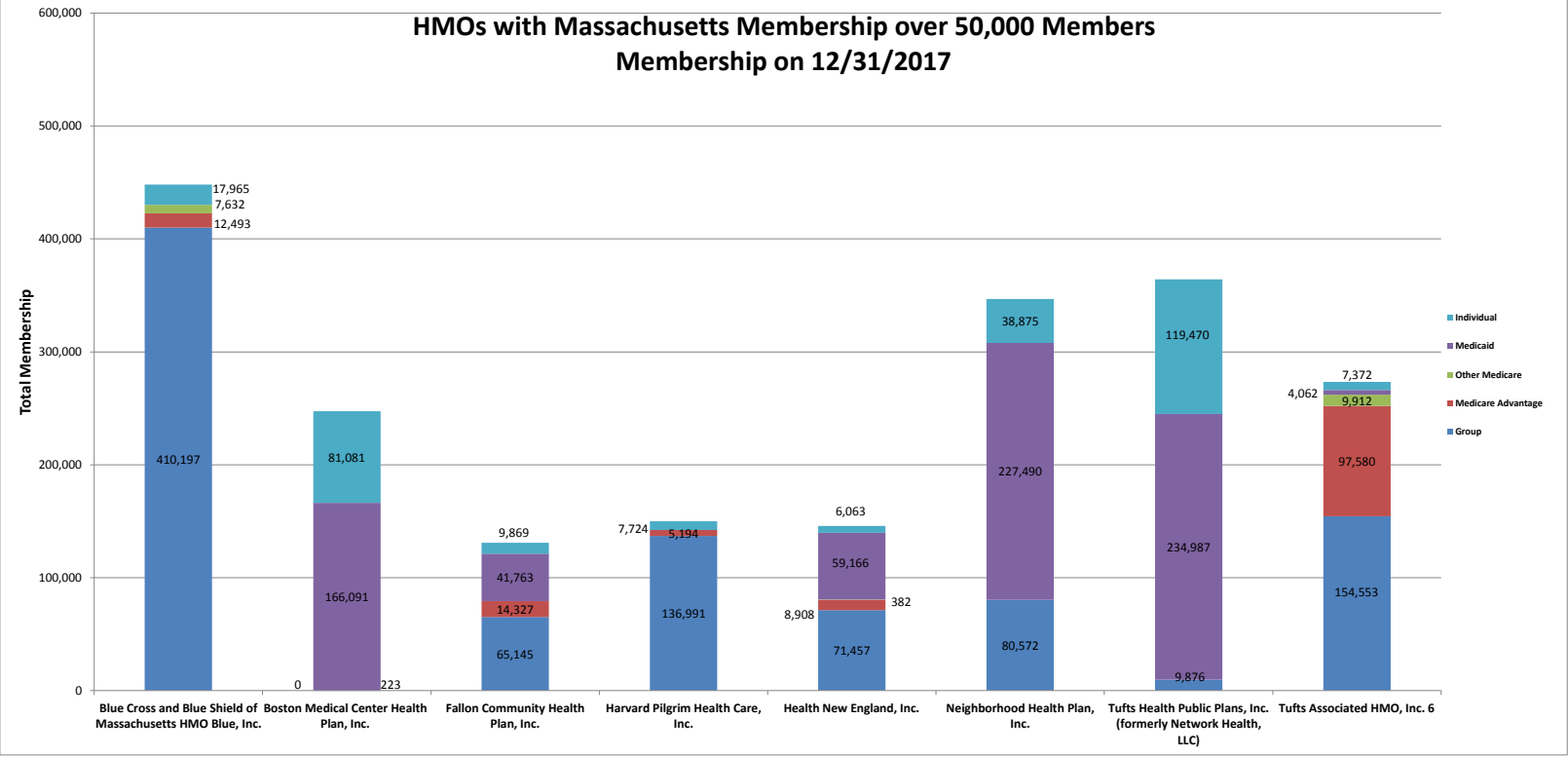
³ Effective September 1, 2010, Aetna Health Inc. ceased offering small group health plans in Massachusetts and began nonrenewing all small group health business as of April 1, 2011.

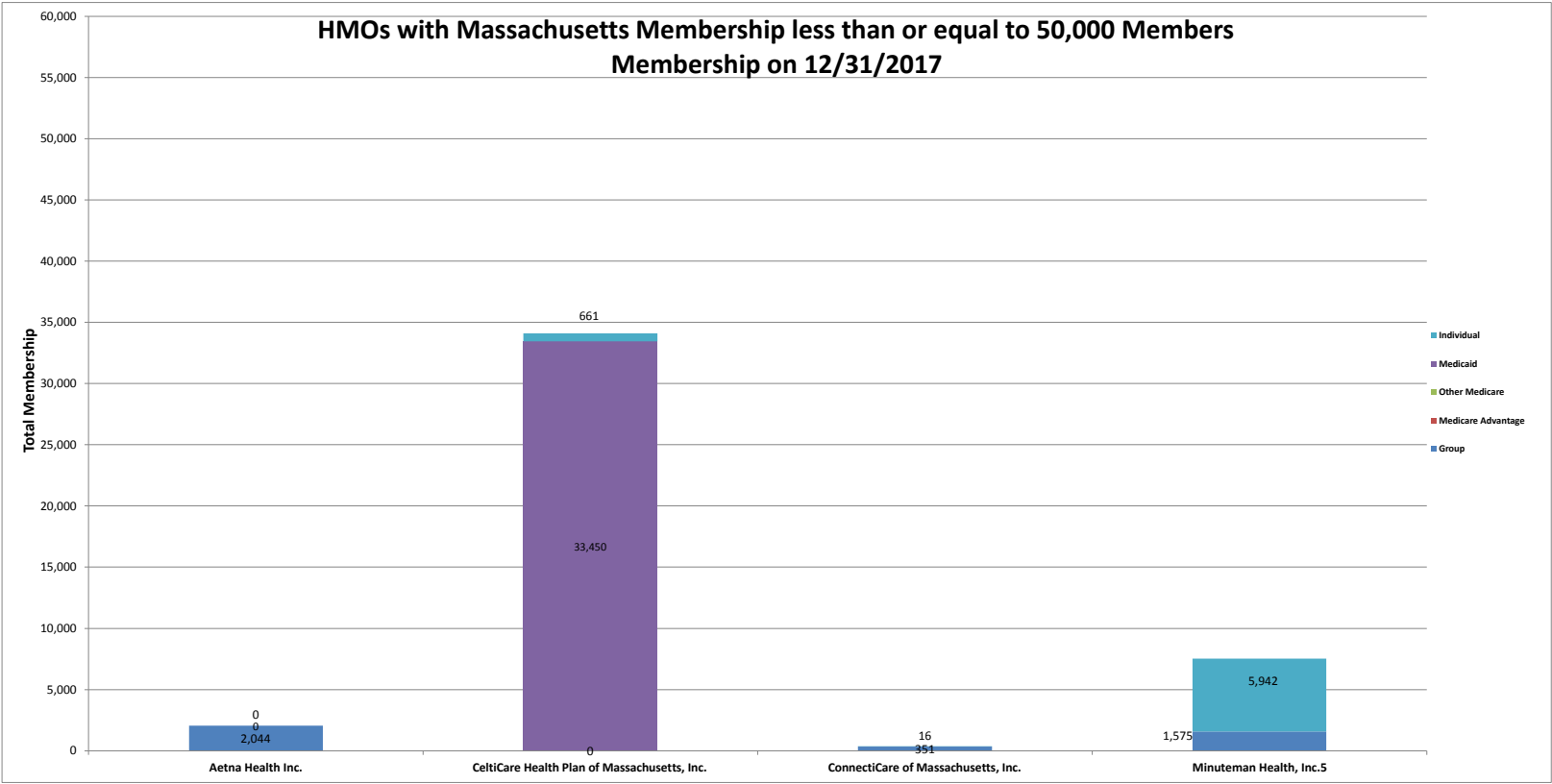
⁴ Membership in plans offered by Minuteman Health, Inc. began January 1, 2014

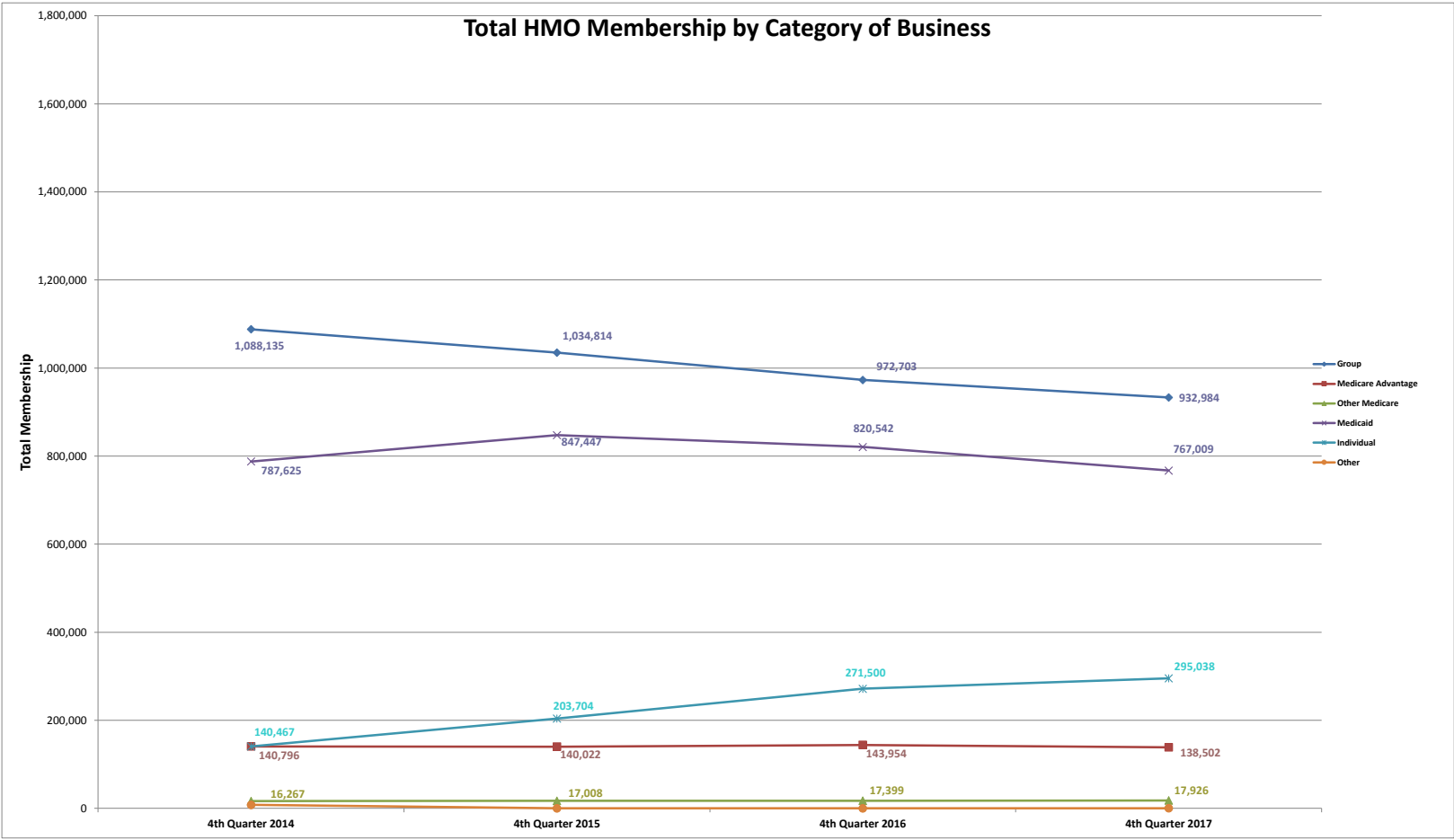
⁵ Doing business as Tufts Associated Health Plan ("TAHMO") and as Tufts Health Plan (THP").



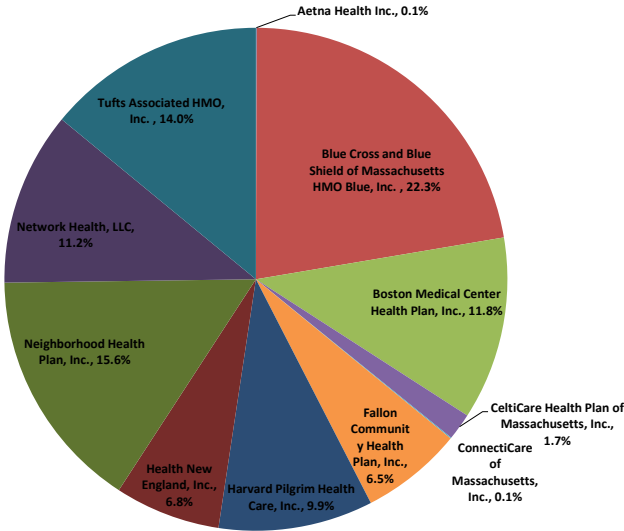




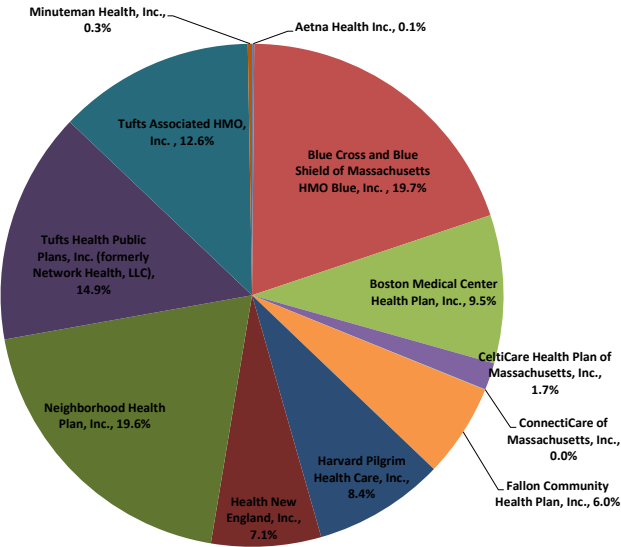




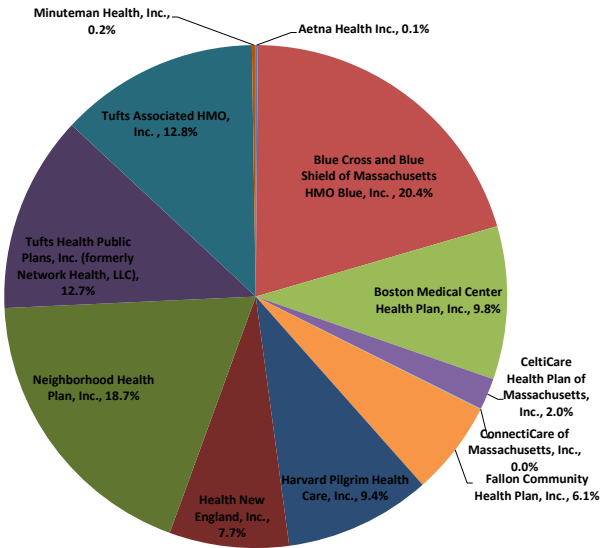
4th Quarter 2014 Share of Massachusetts HMO Market



4th Quarter 2016 Share of Massachusetts HMO Market



4th Quarter 2015 Share of Massachusetts HMO Market



4th Quarter 2017 Share of Massachusetts HMO Market

