

Massachusetts Division of Insurance  
Quarterly Report of Health Maintenance Organization Membership in  
Insured and Government Health Plans as of June 30, 2024<sup>1,2</sup>

MEMBERSHIP TRENDS

Closed Network

	COMPARISON OF 1st QUARTER MEMBERSHIP TO THOSE OF PRIOR THREE QUARTERS	3rd Quarter 2023 Members at End of Quarter	4th Quarter 2023 Members at End of Quarter	1st Quarter 2024 Members at End of Quarter	2nd Quarter 2024 Members at End of Quarter	Member Change from 1st Qtr. 2024 to 2nd Qtr. 2024	Percent Change from 1st Qtr. 2024 to 2nd Qtr. 2024	2nd Quarter 2024 Share of Massachusetts Closed Network Market
x	Aetna Health, Inc. (a Connecticut corporation)	0	0	0	0	0	0.00%	0.00%
	Aetna Health, Inc. (a Pennsylvania corporation)	111	193	216	210	(6)	-2.78%	0.01%
	Blue Cross and Blue Shield of Massachusetts HMO Blue, Inc.	306,632	302,713	296,954	295,030	(1,924)	-0.65%	14.53%
	Boston Medical Center Health Plan, Inc. d/b/a WellSense	640,833	598,064	604,336	609,788	5,452	0.90%	30.02%
	Central Mass Health LLC d/b/a Mass Advantage <sup>4</sup>	1,901	1,965	2,318	2,306	(12)	-0.52%	0.11%
	Commonwealth Care Alliance Massachusetts, LLC. <sup>4</sup>	2,903	4,818	4,905	5,514	609	12.42%	0.27%
	ConnectiCare of Massachusetts, Inc.	77	77	68	63	(5)	-7.35%	0.00%
	eternalHealth, Inc. <sup>4</sup>	167	173	639	644	5	0.78%	0.03%
	Fallon Community Health Plan, Inc.	135,379	129,688	126,854	126,784	(70)	-0.06%	6.24%
	Harvard Pilgrim Health Care, Inc.	144,524	149,611	151,272	153,117	1,845	1.22%	7.54%
	Health New England, Inc.	108,972	106,141	101,270	99,650	(1,620)	-1.60%	4.91%
	Humana Wisconsin Health Organization Insurance Corporation <sup>4</sup>	0	0	0	0	0	0.00%	0.00%
	Mass General Brigham Health Plan, Inc.	235,648	229,300	225,775	226,902	1,127	0.50%	11.17%
	Molina Healthcare of Wisconsin, Inc. d/b/a Senior Whole Health <sup>4</sup>	294	349	344	477	133	38.66%	0.02%
	Tufts Associated HMO, Inc.	177,182	168,625	155,306	148,017	(7,289)	-4.69%	7.29%
	Tufts Health Public Plans, Inc. (formerly Network Health, LLC)	312,914	316,122	324,266	328,548	4,282	1.32%	16.18%
	UnitedHealthcare of Wisconsin, Inc.	19,718	20,317	25,023	25,791	768	3.07%	1.27%
	WellCare Health Plans of Massachusetts, Inc. <sup>4</sup>	9,009	8,984	8,254	8,254	0	0.00%	0.41%
	Totals	2,096,264	2,036,800	2,027,800	2,031,095	3,295	0.16%	100.0%

<sup>1</sup> Information reported by HMOs as of the end of the second quarter of 2024 is based upon the Massachusetts Division of Insurance's "Guidelines for Reporting Membership & Utilization Statistics - Version 6.1" that instructs HMOs to exclude members for whom the HMO did not bear any financial risk.

<sup>2</sup> Starting with the first quarter of 2017, carriers no longer submit data for this report directly to the Division. Instead, the data shown in this report was produced by the Center for Health Information and Analysis using data submissions by the HMOs to the All-Payer Claims Database.

<sup>3</sup> Always Health Partners, Inc. has notified the Division that it will be changing its name to Mass General Brigham Health Plan, Inc. as of January 1, 2023.

<sup>4</sup> Central Mass Health, LLC d/b/a Mass Advantage, Commonwealth Care Alliance Massachusetts, LLC., eternalHealth, Inc., UnitedHealthcare of Wisconsin, Inc., WellCare Health Plans of Massachusetts, Inc entered the Massachusetts market effective January 1st, 2022.

Massachusetts Division of Insurance  
Quarterly Report of Health Maintenance Organization Membership in  
Insured and Government Health Plans as of June 30, 2024<sup>1,2</sup>

MEMBERSHIP TRENDS

Preferred Network

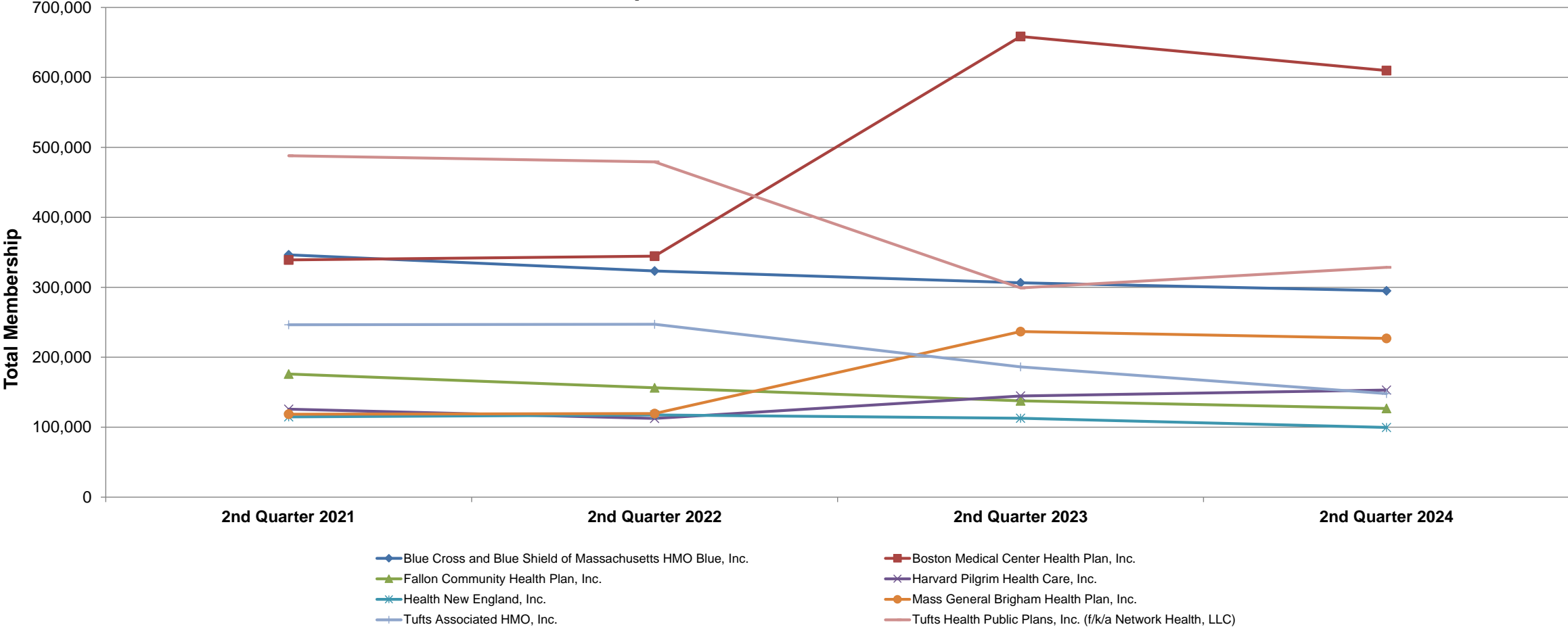
COMPARISON OF 1st QUARTER MEMBERSHIP TO THOSE OF PRIOR THREE QUARTERS	3rd Quarter 2023 Members at End of Quarter	4th Quarter 2023 Members at End of Quarter	1st Quarter 2024 Members at End of Quarter	2nd Quarter 2024 Members at End of Quarter	Member Change 1st Qtr. 2024 to 2nd Qtr. 2024	Percent Change 1st Qtr. 2024 to 2nd Qtr. 2024	2nd Quarter 2024 Share of Massachusetts PPO Market
Aetna Health, Inc. (a Connecticut corporation)	1,057	1,073	1,194	1,188	(6)	-0.50%	0.47%
Blue Cross and Blue Shield of Massachusetts HMO Blue, Inc.	208,689	208,171	207,040	207,716	676	0.33%	82.90%
ConnectiCare of Massachusetts, Inc.	49	49	47	43	(4)	-8.51%	0.02%
Harvard Pilgrim Health Care, Inc.	20,398	20,640	19,996	19,774	(222)	-1.11%	7.89%
Health New England, Inc.	10,396	10,359	10,316	10,176	(140)	-1.36%	4.06%
Mass General Brigham Health Plan, Inc.	2,199	2,382	3,354	3,625	271	8.08%	1.45%
Tufts Associated HMO, Inc.	2,191	2,598	7,099	8,031	932	13.13%	3.21%
Totals	244,979	245,272	249,046	250,553	1,507	0.61%	100.00%

<sup>1</sup> Information reported by HMOs as of the end of the second quarter of 2024 is based upon the Massachusetts Division of Insurance's "Guidelines for Reporting Membership & Utilization Statistics - Version 6.1" that instructs HMOs to exclude members for whom the HMO did not bear any financial risk.

<sup>2</sup> Starting with the first quarter of 2017, carriers no longer submit data for this report directly to the Division. Instead, the data shown in this report was produced by the Center for Health Information and Analysis using data submissions by the HMOs to the All-Payer Claims Database.

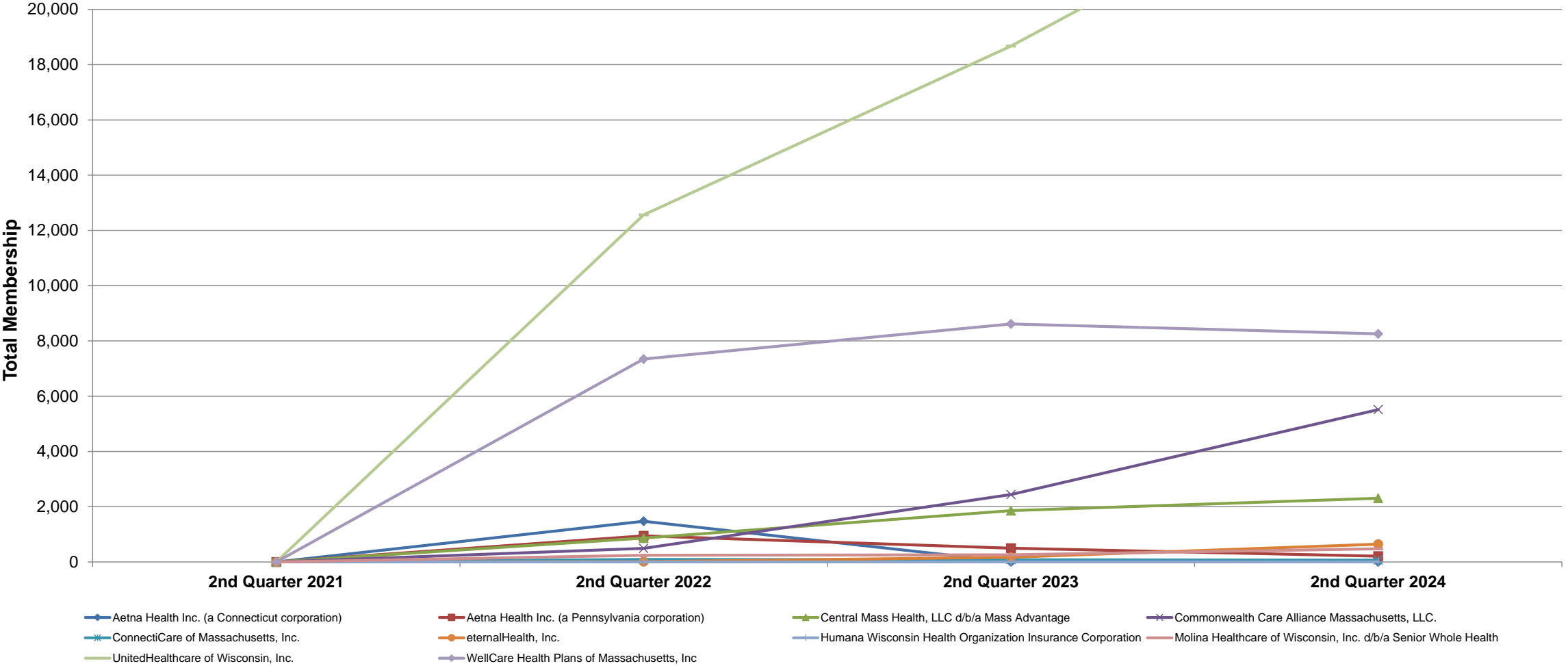
MEMBERSHIP TRENDS

HMOs with MA Membership in Closed Network Plans over 50,000 Members on 03/31/2024

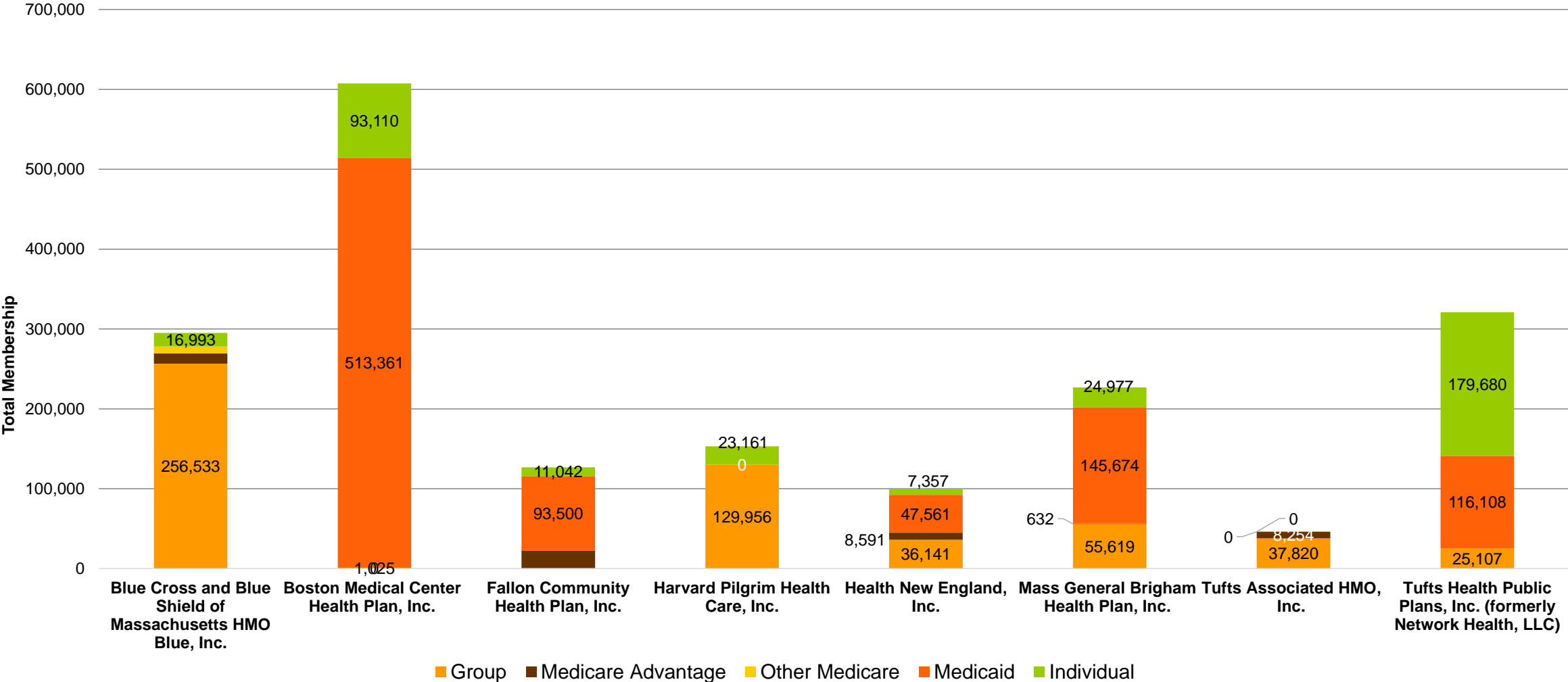


MEMBERSHIP TRENDS

HMOs with MA Membership in Closed Network Plans less than 50,000 Members on 03/31/2024

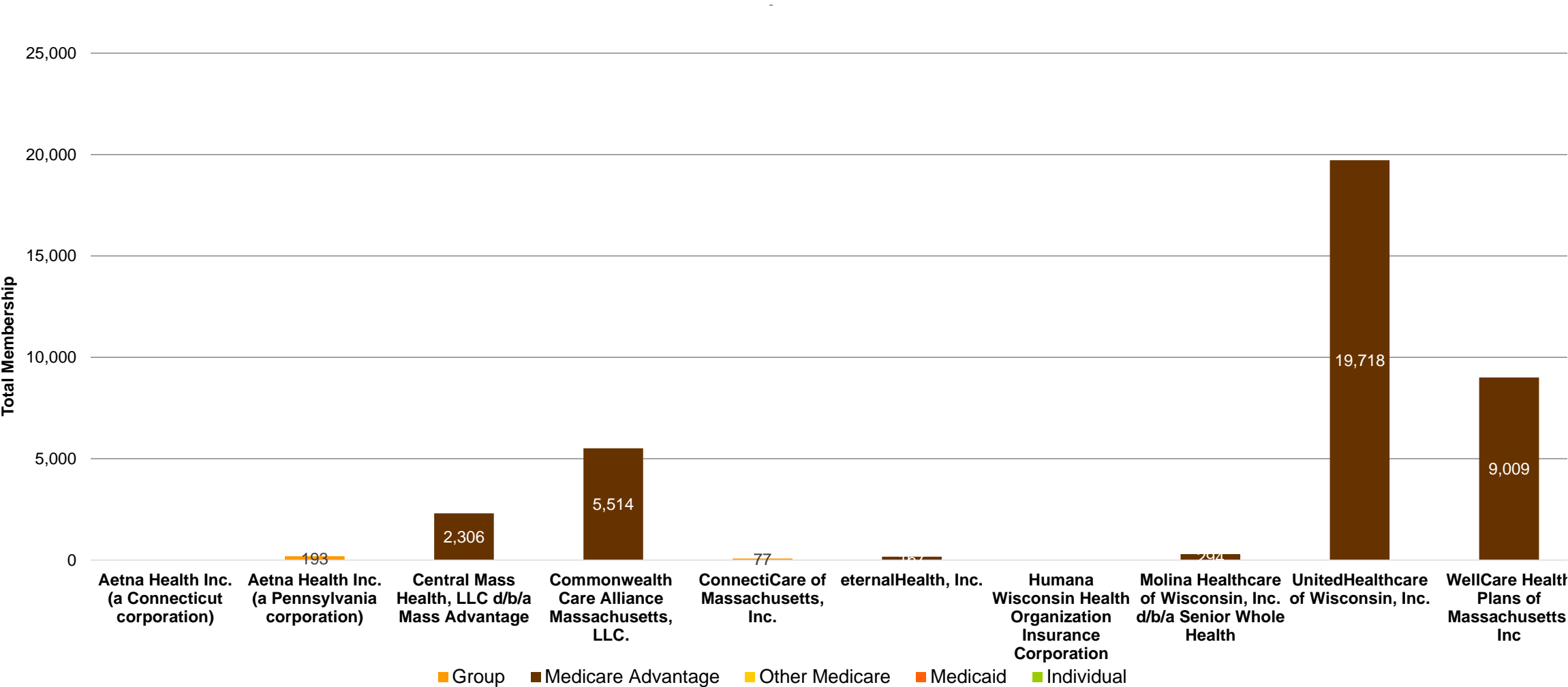


HMOs with Massachusetts Membership over 50,00 Members on 03/31/2024



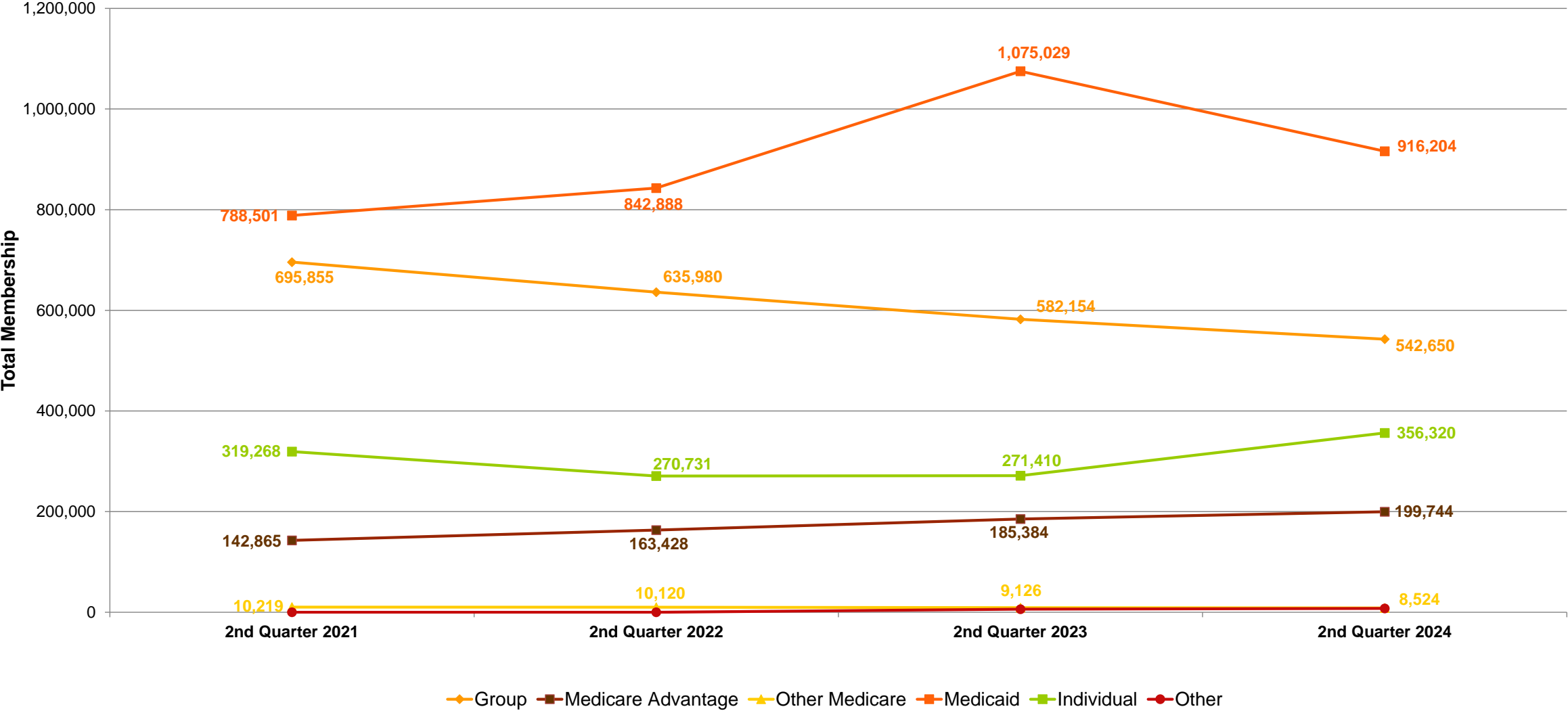
HMOs with Massachusetts Membership less than 50,000 Members as of 03/31/2024

MEMBERSHIP TRENDS



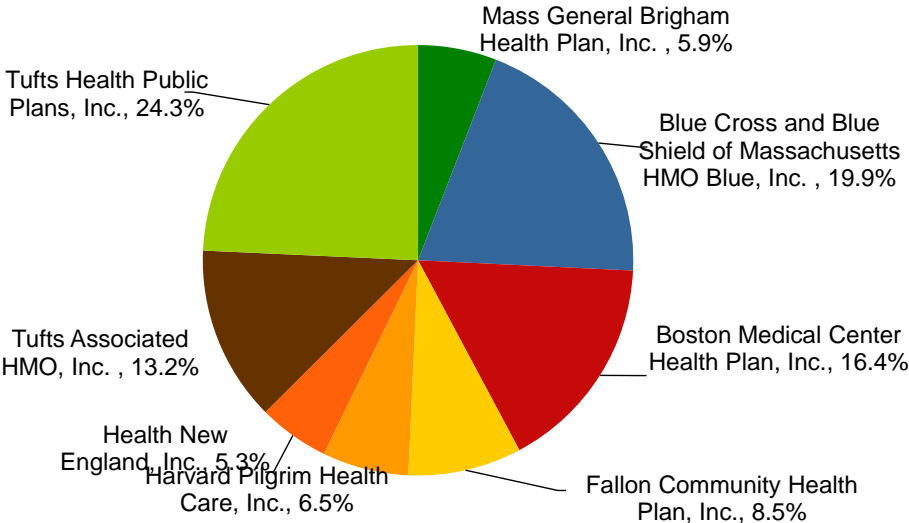
MEMBERSHIP TRENDS

Total HMO Membership by Category of Business

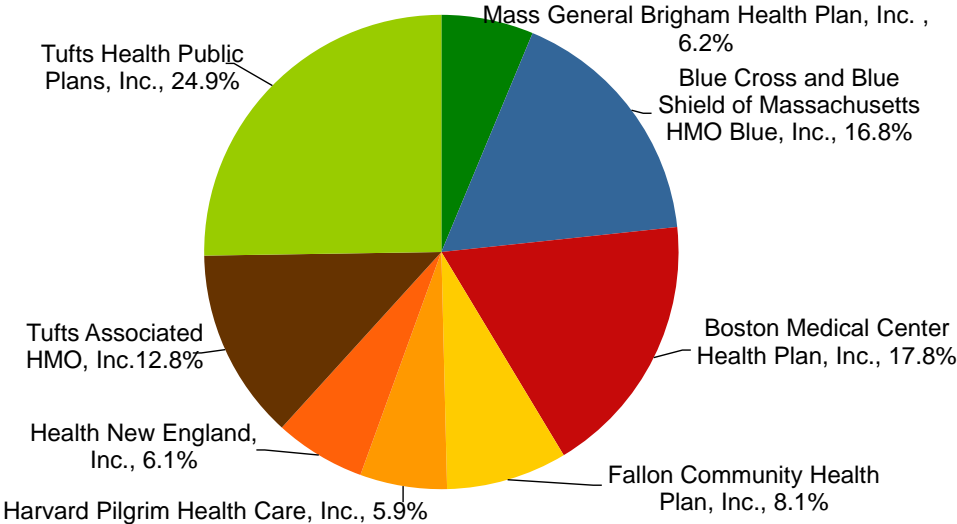


MEMBERSHIP TRENDS

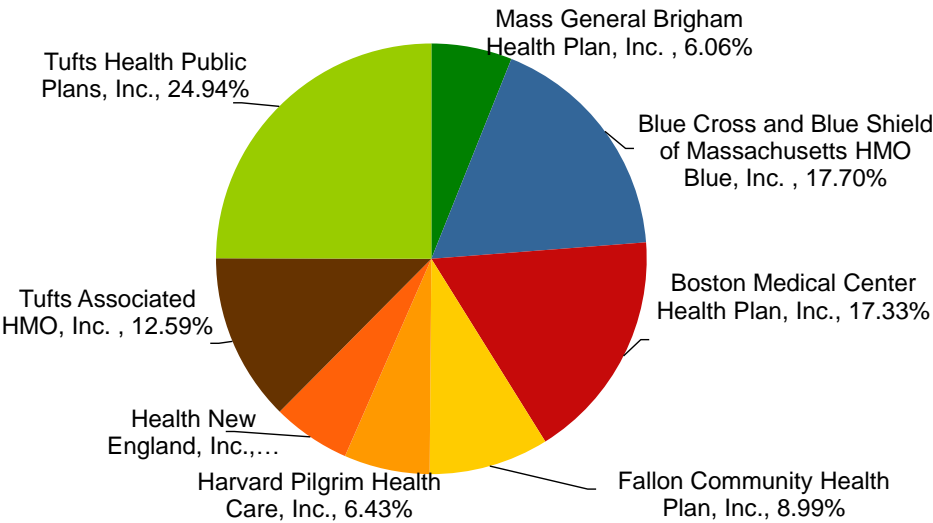
2nd Quarter 2021 Share of Massachusetts HMO Market



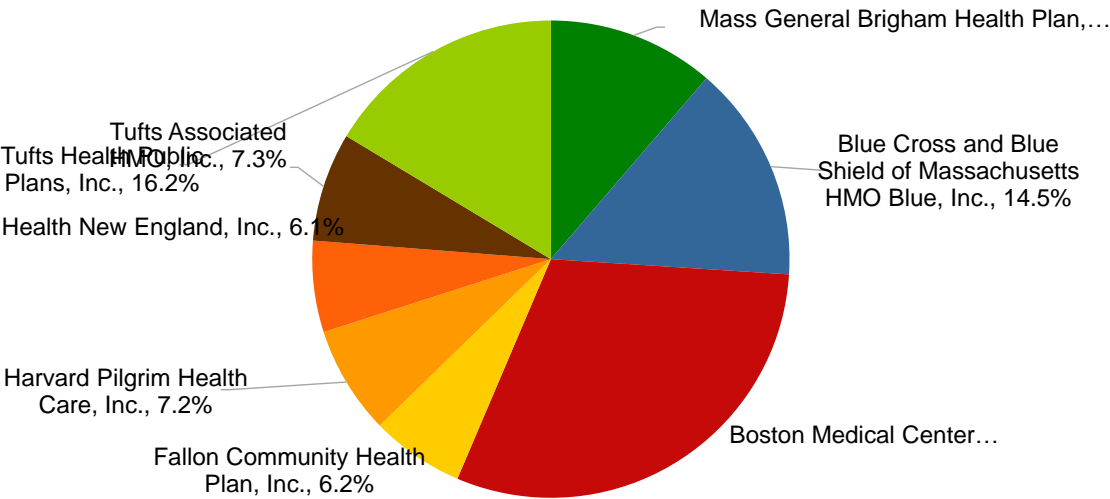
2nd Quarter 2023 Share of Massachusetts HMO Market



2nd Quarter 2022 Share of Massachusetts HMO Market



2nd Quarter 2024 Share of Massachusetts HMO Market



<sup>1</sup>Membership charts reflect those persons enrolled only in closed network plans; so-called "dual certificate option" plan (POS) members and insured preferred provider plan members are not included in this report.