

Massachusetts Division of Insurance
Quarterly Report of Health Maintenance Organization Membership in
Insured and Government Health Plans as of December 31, 2023^{1,2}

MEMBERSHIP TRENDS

Closed Network

COMPARISON OF 4th QUARTER MEMBERSHIP TO THOSE OF PRIOR THREE QUARTERS	1st Quarter 2023 Members at End of Quarter	2nd Quarter 2023 Members at End of Quarter	3rd Quarter 2023 Members at End of Quarter	4th Quarter 2023 Members at End of Quarter	Member Change from 3rd Qtr. 2023 to 4th Qtr. 2023	Percent Change from 3rd Qtr. 2023 to 4th Qtr. 2023	4th Quarter 2023 Share of Massachusetts Closed Network Market
Aetna Health, Inc. (a Connecticut corporation)	0	0	0	0	0	0.00%	0.00%
Aetna Health, Inc. (a Pennsylvania corporation)	447	456	111	193	82	73.87%	0.01%
Blue Cross and Blue Shield of Massachusetts HMO Blue, Inc.	306,059	306,419	306,632	302,713	(3,919)	-1.28%	14.86%
Boston Medical Center Health Plan, Inc. d/b/a Wellsense	343,326	658,485	640,833	598,064	(42,769)	-6.67%	29.36%
Central Mass Health LLC d/b/a Mass Advantage ⁴	1,811	1,857	1,901	1,965	64	3.37%	0.10%
Commonwealth Care Alliance Massachusetts, LLC. ⁴	2,260	2,439	2,903	4,818	1,915	65.97%	0.24%
ConnectiCare of Massachusetts, Inc.	81	83	77	77	0	0.00%	0.00%
eternalHealth, Inc. ⁴	172	171	167	173	6	3.59%	0.01%
Fallon Community Health Plan, Inc.	153,147	137,749	135,379	129,688	(5,691)	-4.20%	6.37%
Harvard Pilgrim Health Care, Inc.	123,963	144,595	144,524	149,611	5,087	3.52%	7.34%
Health New England, Inc.	110,351	112,779	108,972	106,141	(2,831)	-2.60%	5.21%
Humana Wisconsin Health Organization Insurance Corporation ⁴	0	0	0	0	0	0.00%	0.00%
Mass General Brigham Health Plan, Inc.	116,032	236,728	235,648	229,300	(6,348)	-2.69%	11.26%
Molina Healthcare of Wisconsin, Inc. d/b/a Senior Whole Health ⁴	256	260	294	349	55	18.71%	0.02%
Tufts Associated HMO, Inc.	210,273	186,140	177,182	168,625	(8,557)	-4.83%	8.28%
Tufts Health Public Plans, Inc. (formerly Network Health, LLC)	492,030	299,118	312,914	316,122	3,208	1.03%	15.52%
UnitedHealthcare of Wisconsin, Inc.	17,759	18,675	19,718	20,317	599	3.04%	1.00%
WellCare Health Plans of Massachusetts, Inc. ⁴	8,543	8,615	9,009	8,984	(25)	-0.28%	0.44%
Totals	1,914,639	1,886,510	2,096,264	2,037,140	(59,124)	-2.82%	100.0%

¹ Information reported by HMOs as of the end of the third quarter of 2023 is based upon the Massachusetts Division of Insurance's "Guidelines for Reporting Membership & Utilization Statistics - Version 6.1" that instructs HMOs to exclude members for whom the HMO did not bear any financial risk.

² Starting with the first quarter of 2017, carriers no longer submit data for this report directly to the Division. Instead, the data shown in this report was produced by the Center for Health Information and Analysis using data submissions by the HMOs to the All-Payer Claims Database.

³ Always Health Partners, Inc. has notified the Division that it will be changing its name to Mass General Brigham Health Plan, Inc. as of January 1, 2023.

⁴ Central Mass Health, LLC d/b/a Mass Advantage, Commonwealth Care Alliance Massachusetts, LLC., eternalHealth, Inc.,UnitedHealthcare of Wisconsin, Inc., WellCare Health Plans of Massachusetts, Inc entered the Massachusetts market effective January 1st, 2022.

Massachusetts Division of Insurance
Quarterly Report of Health Maintenance Organization Membership in
Insured and Government Health Plans as of December 31, 2023^{1,2}

MEMBERSHIP TRENDS

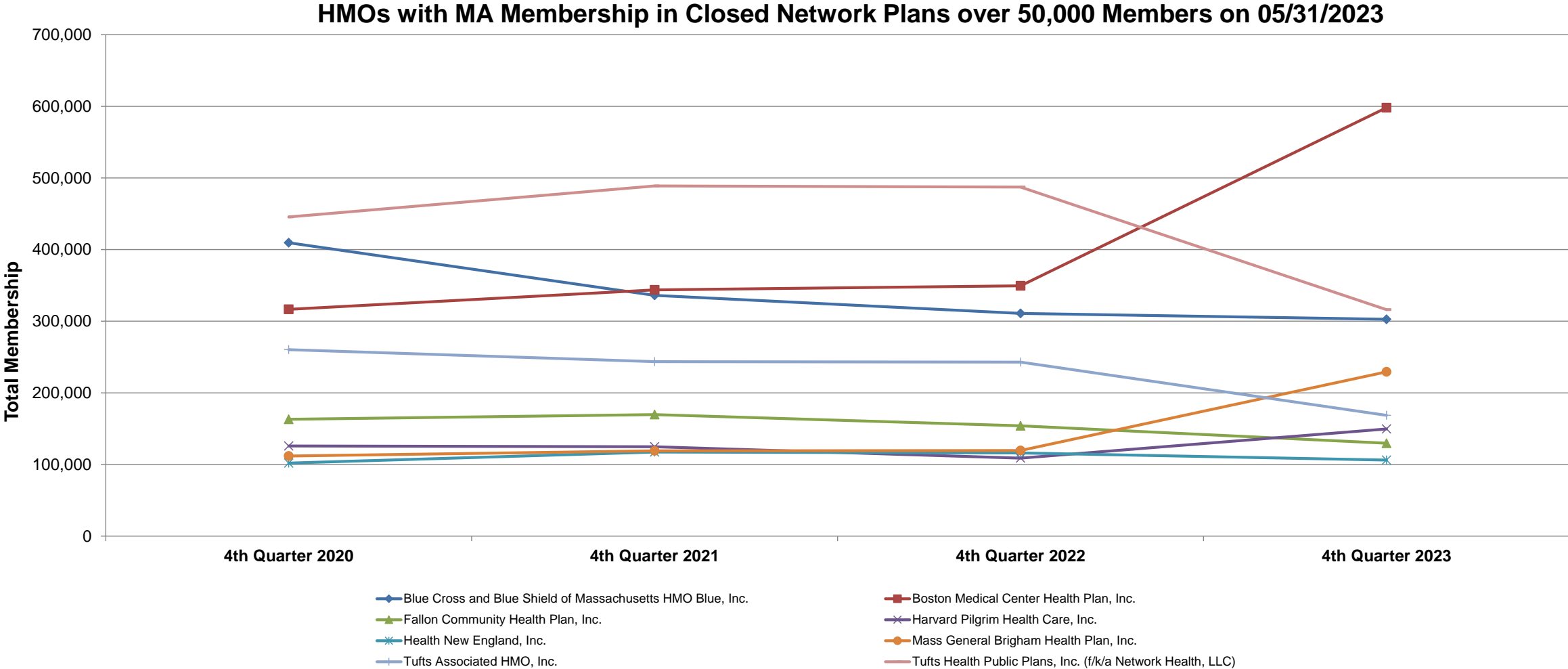
Preferred Network

COMPARISON OF 4th QUARTER MEMBERSHIP TO THOSE OF PRIOR THREE QUARTERS	1st Quarter 2023 Members at End of Quarter	2nd Quarter 2023 Members at End of Quarter	3rd Quarter 2023 Members at End of Quarter	4th Quarter 2023 Members at End of Quarter	Member Change 3rd Qtr. 2023 to 4th Qtr. 2023	Percent Change 3rd Qtr. 2023 to 4th Qtr. 2023	4th Quarter 2023 Share of Massachusetts PPO Market
Aetna Health, Inc. (a Connecticut corporation)	1,010	1,026	1,057	1,073	16	1.51%	0.44%
Blue Cross and Blue Shield of Massachusetts HMO Blue, Inc.	205,454	207,296	208,689	208,171	(518)	-0.25%	84.87%
ConnectiCare of Massachusetts, Inc.	45	48	49	49	0	0.00%	0.02%
Harvard Pilgrim Health Care, Inc.	19,503	20,096	20,398	20,640	242	1.19%	8.42%
Health New England, Inc.	8,233	8,358	10,396	10,359	(37)	-0.36%	4.22%
Mass General Brigham Health Plan, Inc.	2,048	2,014	2,199	2,382	183	8.32%	0.97%
Tufts Associated HMO, Inc.	1,649	1,922	2,191	2,598	407	18.58%	1.06%
Totals	223,532	225,701	244,979	245,272	293	0.12%	100.00%

¹ Information reported by HMOs as of the end of the third quarter of 2022 is based upon the Massachusetts Division of Insurance's "Guidelines for Reporting Membership & Utilization Statistics - Version 6.1" that instructs HMOs to exclude members for whom the HMO did not bear any financial risk.

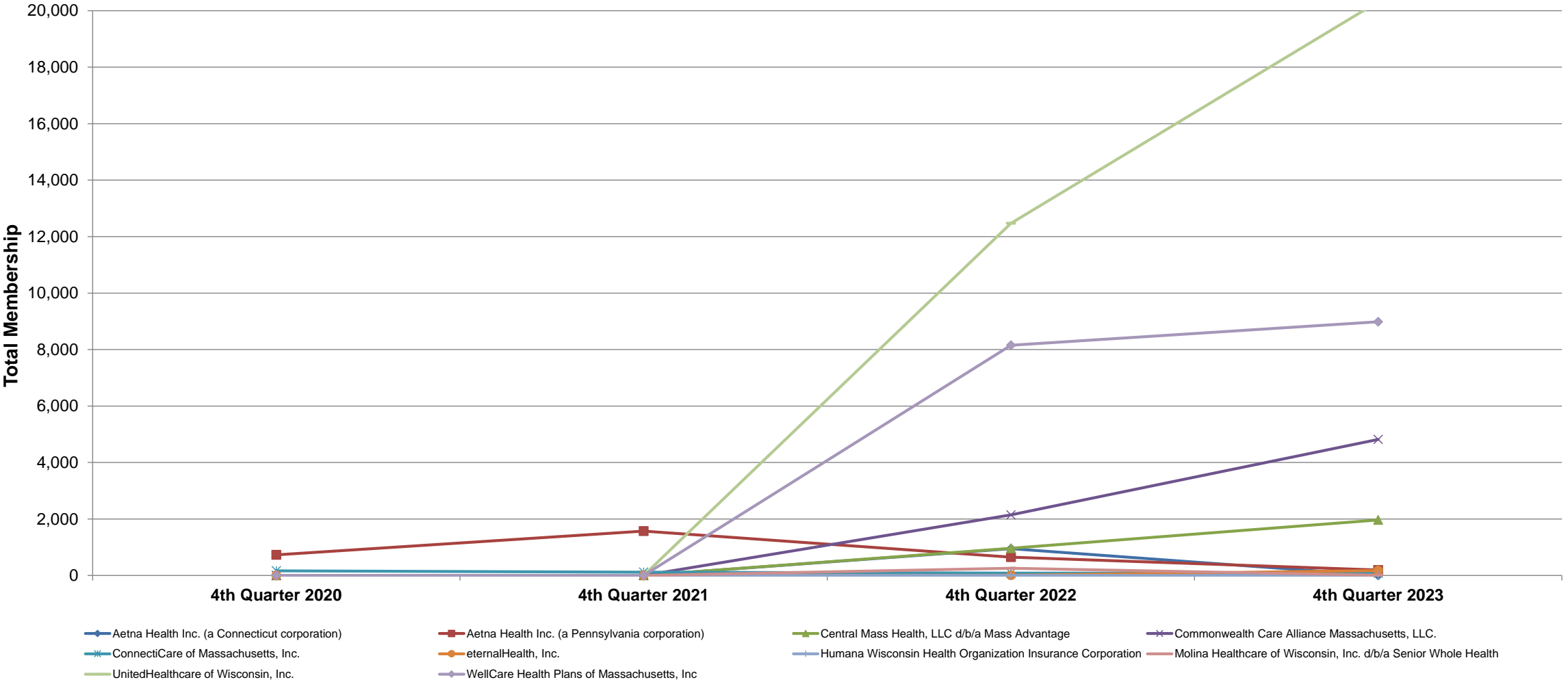
² Starting with the first quarter of 2017, carriers no longer submit data for this report directly to the Division. Instead, the data shown in this report was produced by the Center for Health Information and Analysis using data submissions by the HMOs to the All-Payer Claims Database.

MEMBERSHIP TRENDS



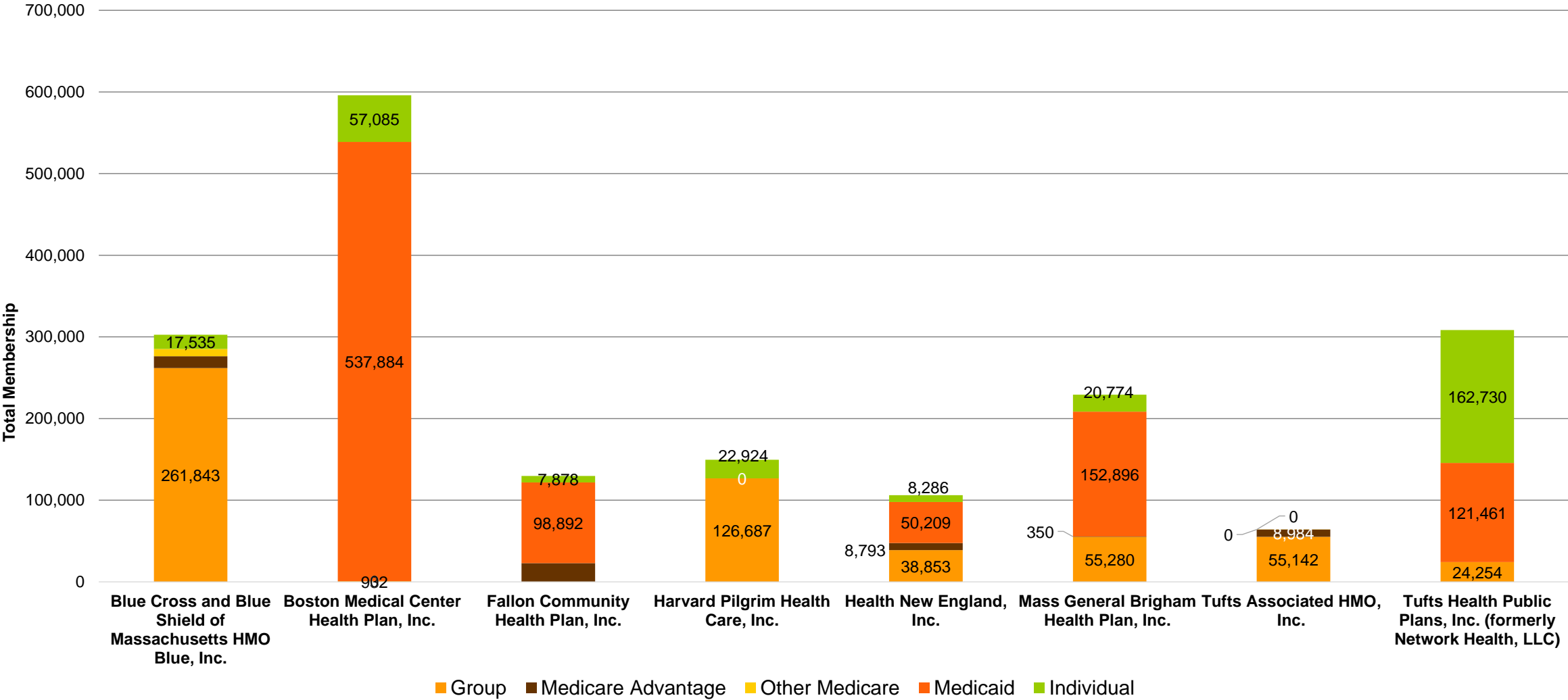
MEMBERSHIP TRENDS

HMOs with MA Membership in Closed Network Plans less than 50,000 Members on 05/31/2023



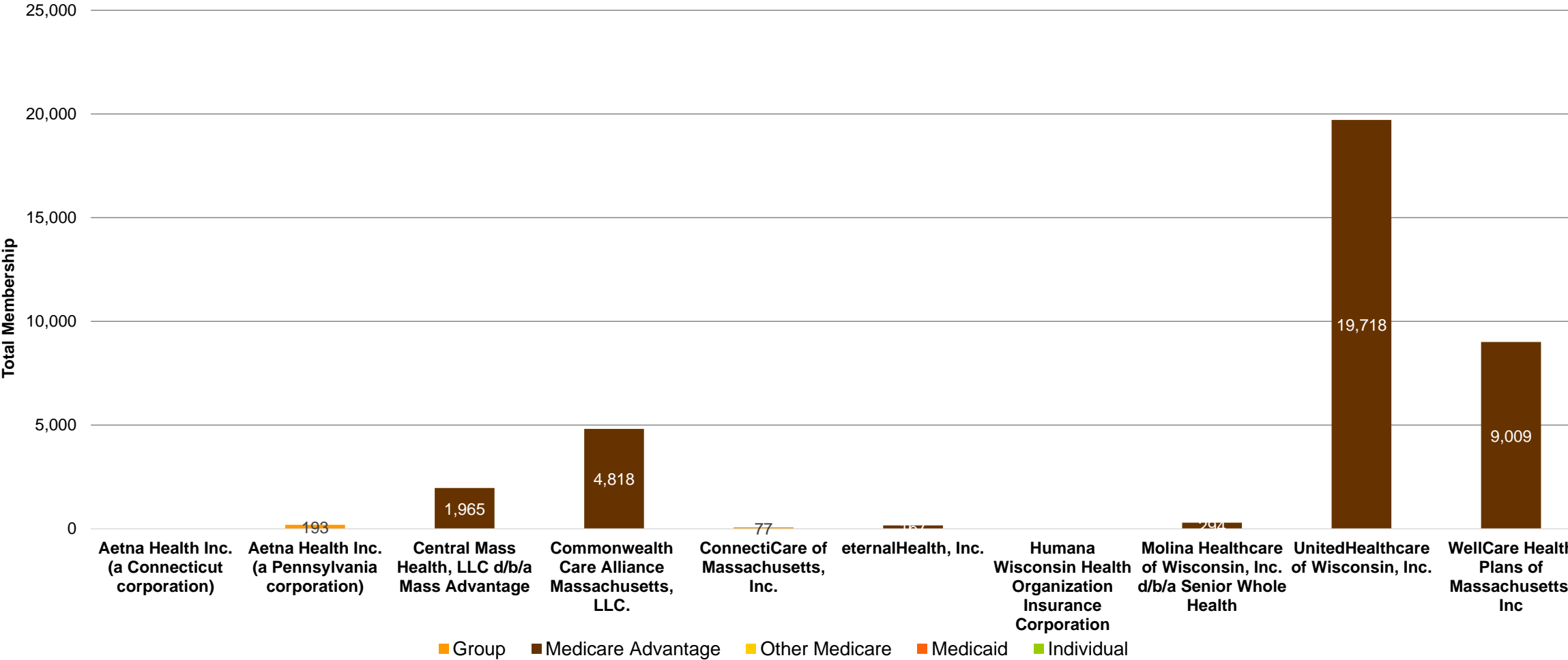
MEMBERSHIP TRENDS

HMOs with Massachusetts Membership over 50,00 Members on 05/31/2023



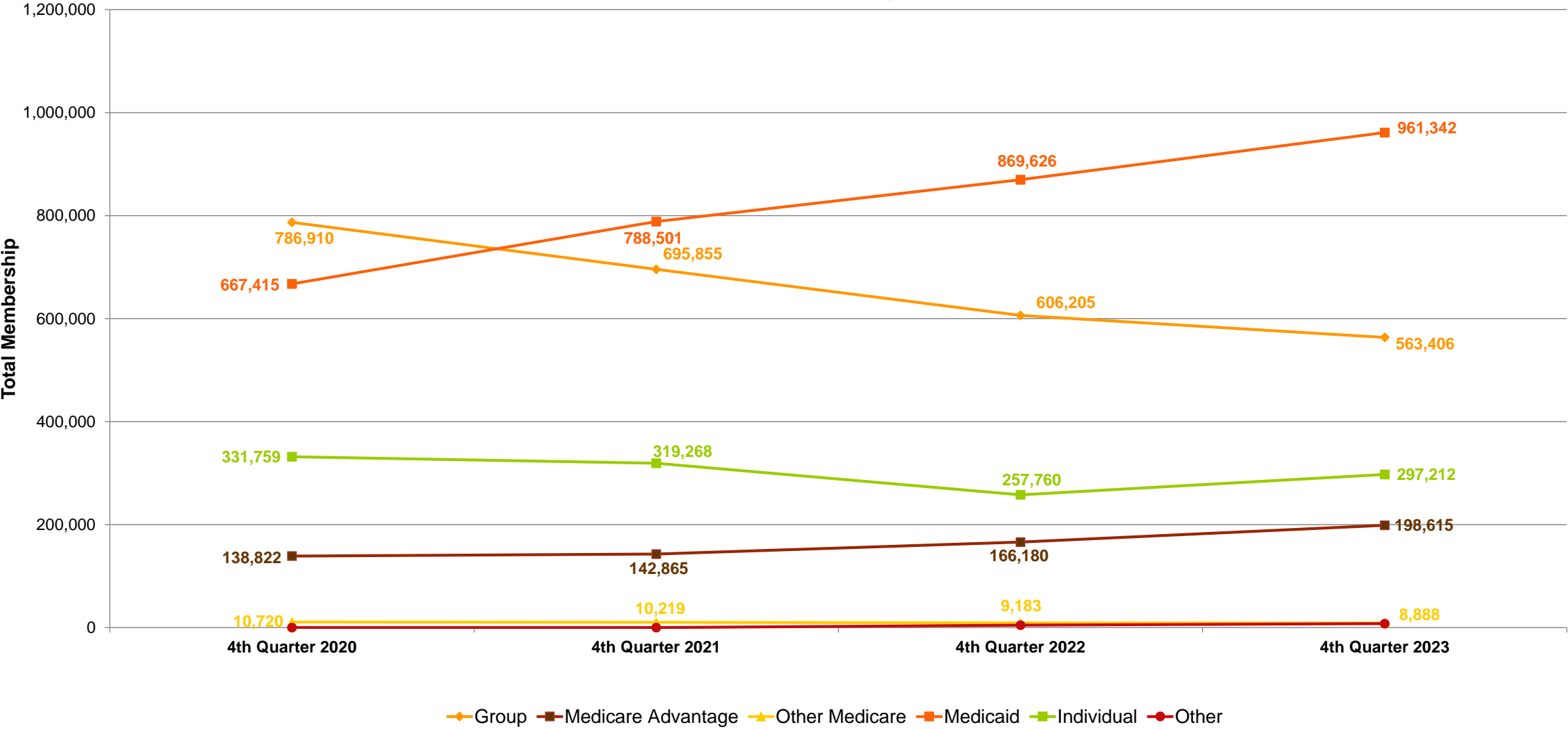
MEMBERSHIP TRENDS

HMOs with Massachusetts Membership less than 50,000 Members as of 05/31/2023

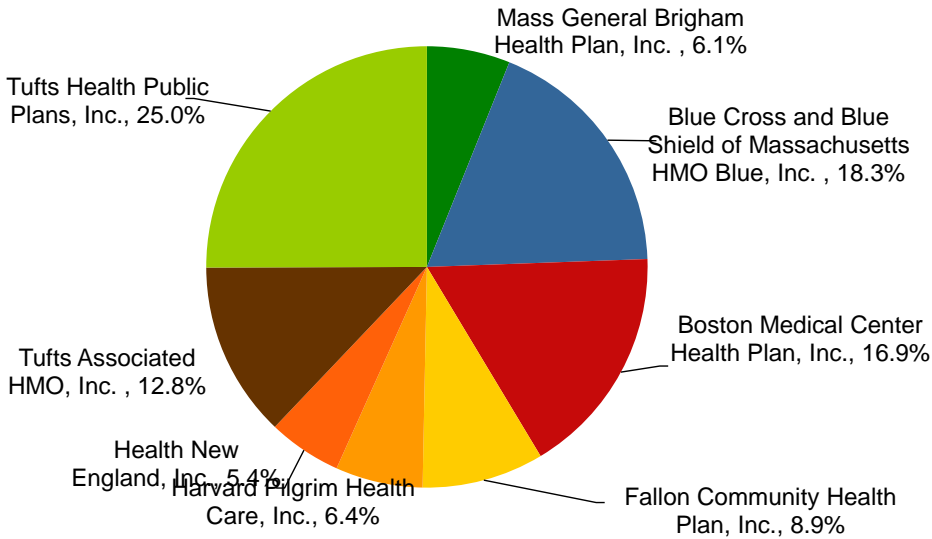


MEMBERSHIP TRENDS

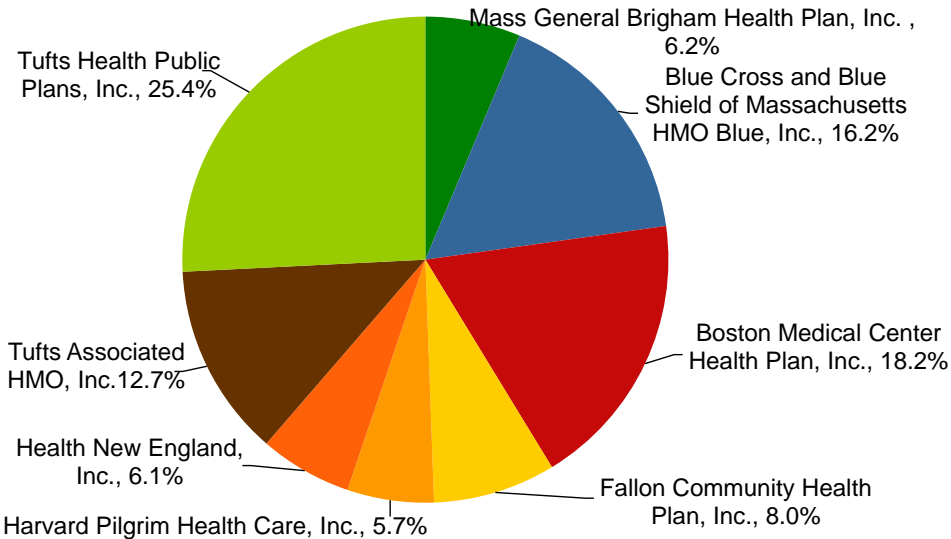
Total HMO Membership by Category of Business



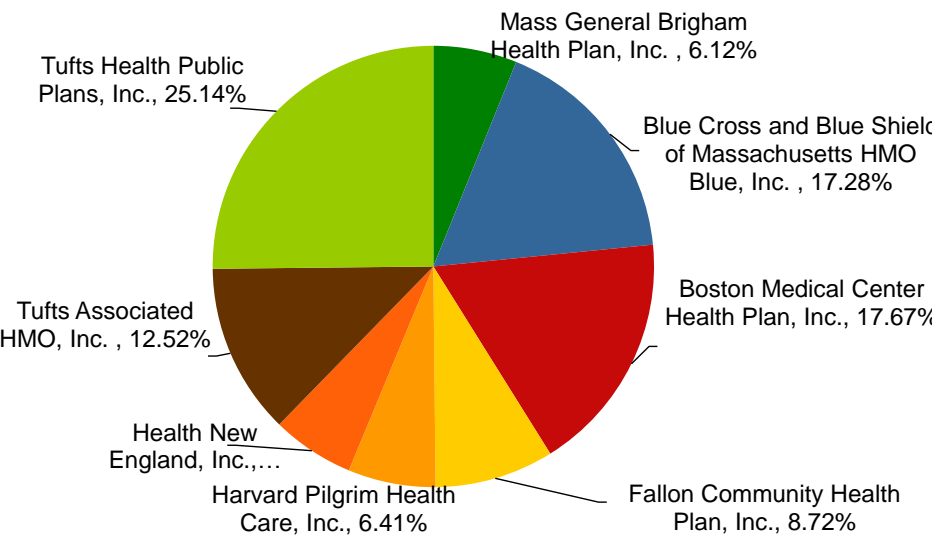
4th Quarter 2020 Share of Massachusetts HMO Market



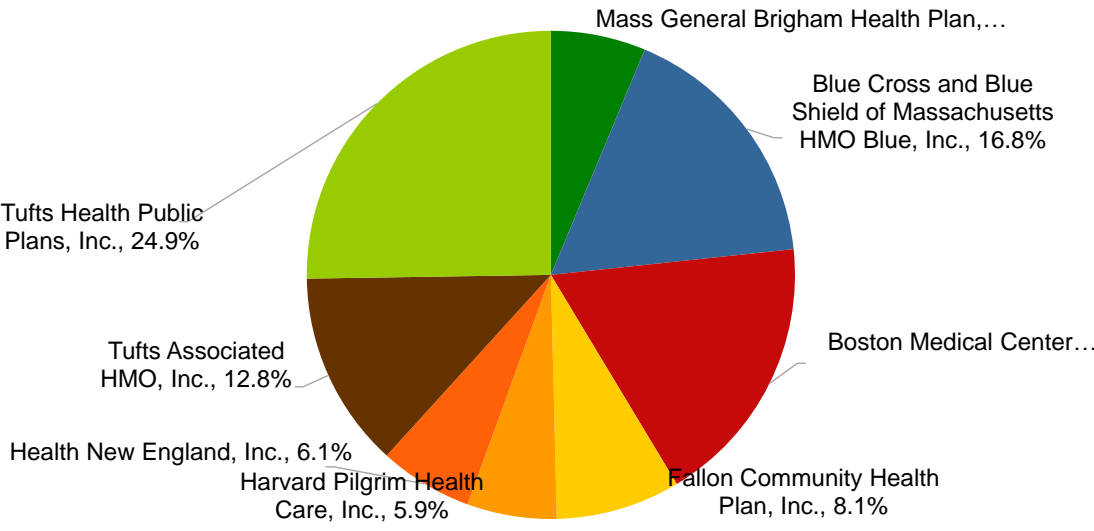
4th Quarter 2022 Share of Massachusetts HMO Market



4th Quarter 2021 Share of Massachusetts HMO Market



4th Quarter 2023 Share of Massachusetts HMO Market



¹Membership charts reflect those persons enrolled only in closed network plans; so-called "dual certificate option" plan (POS) members and insured preferred provider plan members are not included in this report.