

Massachusetts Division of Insurance
Quarterly Report of Health Maintenance Organization Membership in Closed Network Health Plans
as of June 30, 2017¹

Closed Network

COMPARISON OF 2ND QUARTER MEMBERSHIP TO THOSE OF PRIOR THREE QUARTERS	3rd Quarter 2016 Members at End of Quarter	4th Quarter 2016 Members at End of Quarter	1st Quarter 2017 Members at End of Quarter	2nd Quarter 2017 Members at End of Quarter	Member Change 1st Qtr. 17 to 2nd Qtr. 17	Percent Change 1st Qtr. 17 to 2nd Qtr. 17	2nd Quarter 2017 Share of Massachusetts Closed Network Market
Aetna Health Inc. ²	2,958	3,052	2,493	2,523	30	1.2%	0.1%
Blue Cross and Blue Shield of Massachusetts HMO Blue, Inc.	437,560	438,627	437,909	445,562	7,653	1.7%	20.5%
Boston Medical Center Health Plan, Inc.	224,558	212,097	242,910	244,432	1,522	0.6%	11.2%
CeltiCare Health Plan of Massachusetts, Inc.	35,601	38,773	32,709	42,579	9,870	30.2%	2.0%
ConnectiCare of Massachusetts, Inc.	617	554	531	406	(123)	-23.2%	0.0%
Fallon Community Health Plan, Inc.	128,794	133,754	110,579	109,997	(582)	-0.5%	5.1%
Harvard Pilgrim Health Care, Inc.	198,453	187,427	174,199	162,437	(11,762)	-6.8%	7.5%
Health New England, Inc.	158,550	157,169	147,592	144,449	(3,143)	-2.1%	6.6%
Minuteman Health, Inc. ³	6,252	6,079	8,122	8,611	489	6.0%	0.4%
Neighborhood Health Plan, Inc.	454,368	435,478	394,285	376,325	(17,960)	-4.6%	17.3%
Tufts Health Public Plans, Inc. (formerly Network Health, LLC)	327,787	332,051	359,491	361,314	1,823	0.5%	16.6%
Tufts Associated HMO, Inc. ⁴	281,700	281,037	274,142	274,615	473	0.2%	12.6%
Totals	2,257,198	2,226,098	2,184,962	2,173,252	(11,710)	-0.5%	100.0%

PPO

COMPARISON OF 2ND QUARTER MEMBERSHIP TO THOSE OF PRIOR THREE QUARTERS	3rd Quarter 2016 Members at End of Quarter	4th Quarter 2016 Members at End of Quarter	1st Quarter 2017 Members at End of Quarter	2nd Quarter 2017 Members at End of Quarter	Member Change 1st Qtr. 17 to 2nd Qtr. 17	Percent Change 1st Qtr. 17 to 2nd Qtr. 17	2nd Quarter 2017 Share of Massachusetts PPO Market
Aetna Health Inc. ²	36	4	56	55	(1)	-1.8%	0.0%
Blue Cross and Blue Shield of Massachusetts HMO Blue, Inc.	166,810	171,647	172,044	174,277	2,233	1.3%	87.9%
Boston Medical Center Health Plan, Inc.	0	0	0	0	0	0.0%	0.0%
CeltiCare Health Plan of Massachusetts, Inc.	0	0	0	0	0	0.0%	0.0%
ConnectiCare of Massachusetts, Inc.	87	83	57	56	(1)	-1.8%	0.0%
Fallon Community Health Plan, Inc.	11	10	0	0	0	0.0%	0.0%
Harvard Pilgrim Health Care, Inc.	25,629	24,660	20,780	19,492	(1,288)	-6.2%	9.8%
Health New England, Inc.	2,487	2,587	2,637	2,707	70	2.7%	1.4%
Minuteman Health, Inc. ³	596	599	309	443	134	43.4%	0.2%
Neighborhood Health Plan, Inc.	279	333	319	399	80	25.1%	0.2%
Tufts Health Public Plans, Inc. (formerly Network Health, LLC)	0	0	0	0	0	0.0%	0.0%
Tufts Associated HMO, Inc. ⁴	1,077	991	912	785	(127)	-13.9%	0.4%
Totals	197,012	200,914	197,114	198,214	1,100	0.6%	100.0%

¹ Information reported by HMOs as of the end of the second quarter of 2017 based upon the Massachusetts Division of Insurance's "Guidelines for Reporting Membership & Utilization Statistics - Version 6.1" that instructs HMOs to exclude members for whom the HMO did not bear any financial risk.

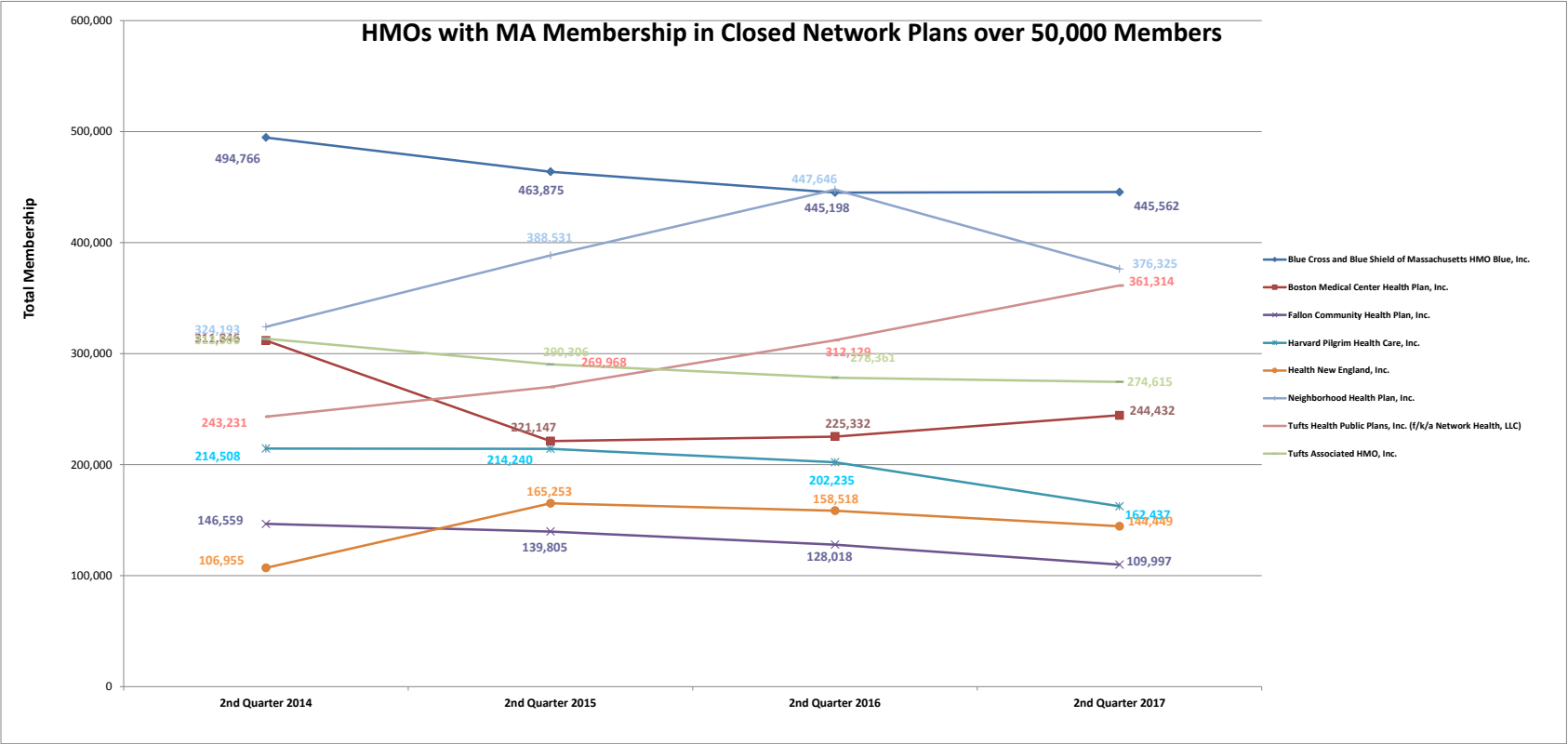
² Starting with the first quarter of 2017, carriers are no longer submitting data for this report directly to the Division. Instead, the first quarter 2017 data shown in this report was produced by the Center for Health Information and Analysis using data submissions by the HMOs to the All-Payer Claims Database.

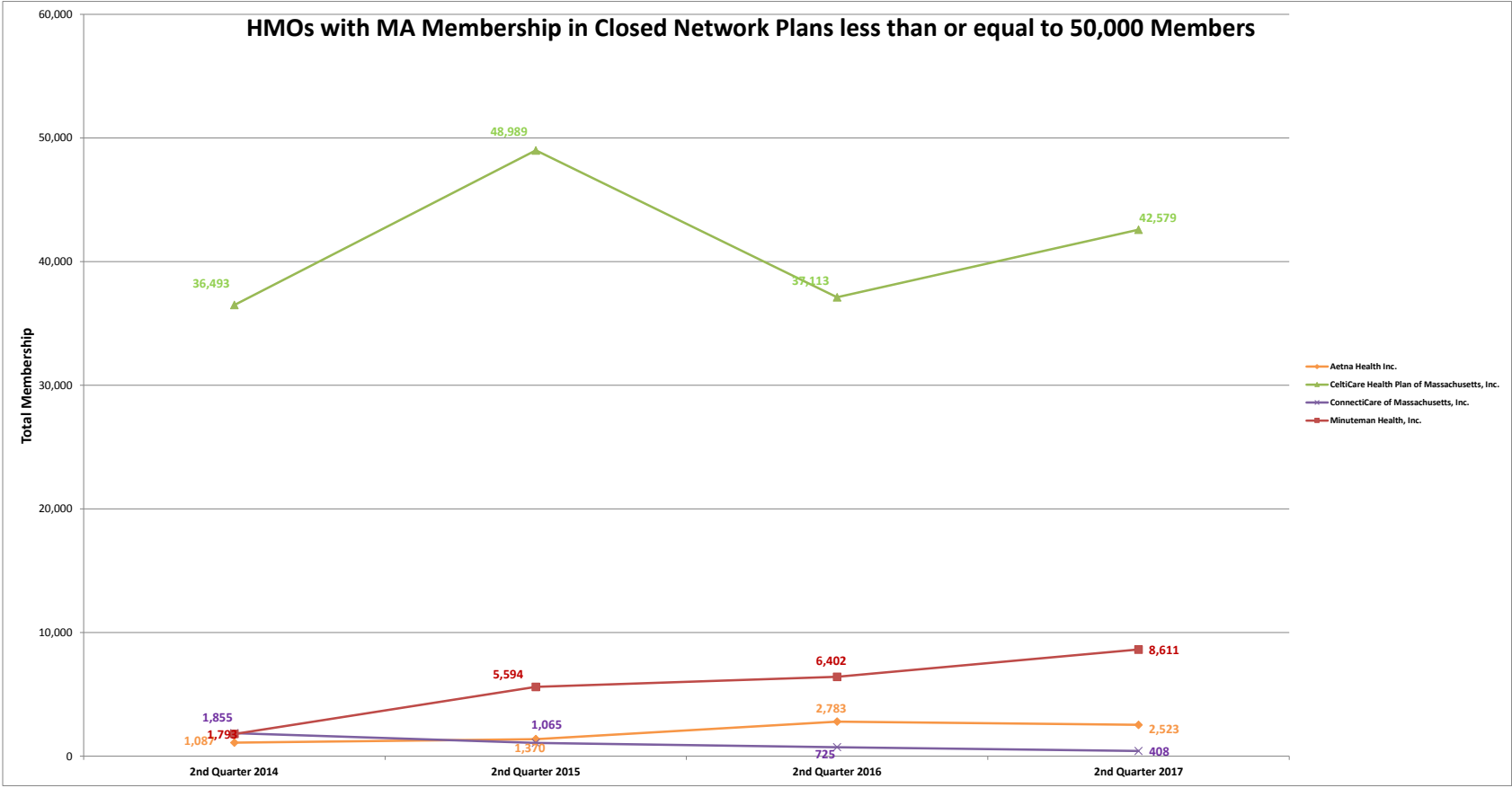
As a result, comparing membership from the fourth quarter of 2016 to the first quarter of 2017 may not be appropriate, as the data is taken from separate sources.

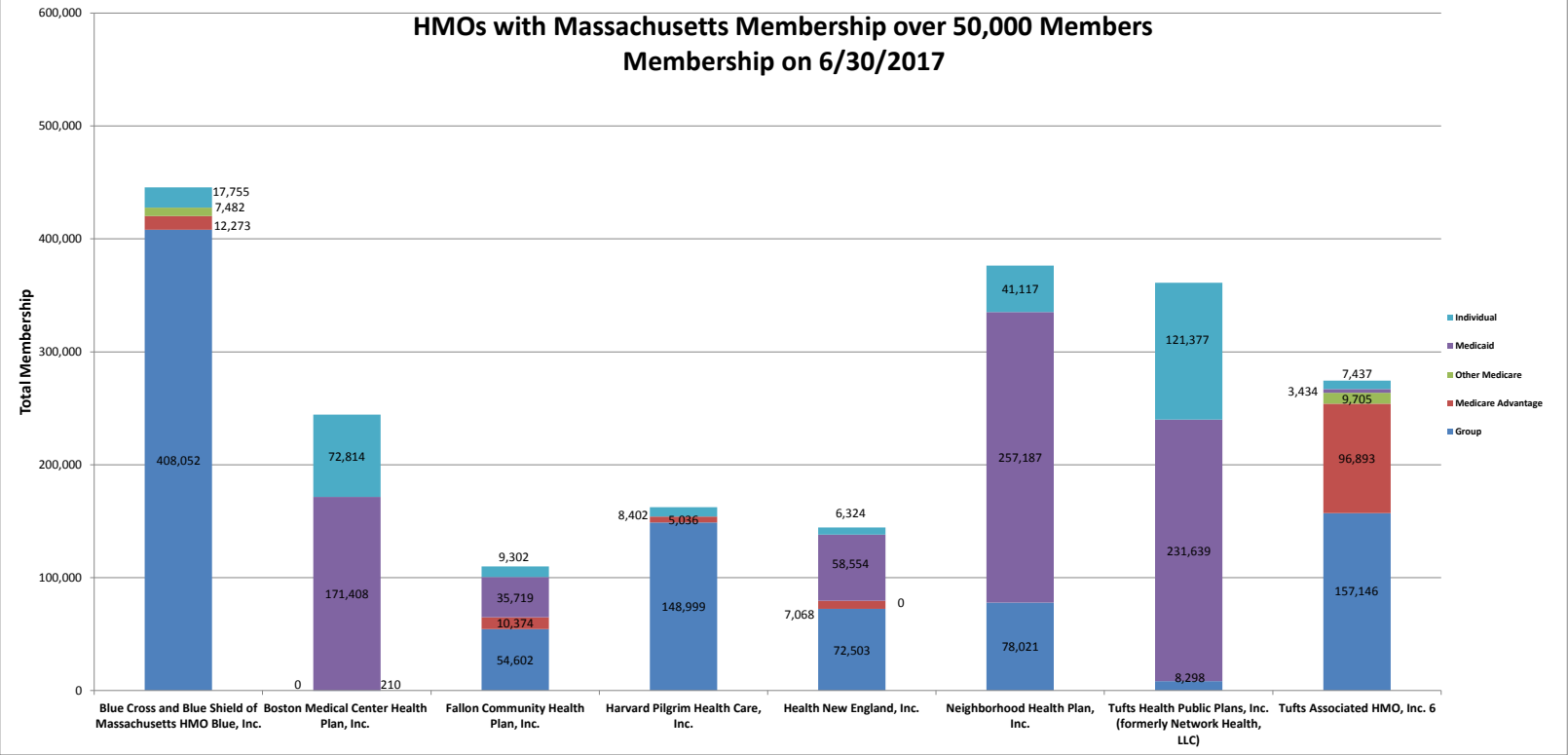
³ Effective September 1, 2010, Aetna Health Inc. ceased offering small group health plans in Massachusetts and began nonrenewing all small group health business as of April 1, 2011.

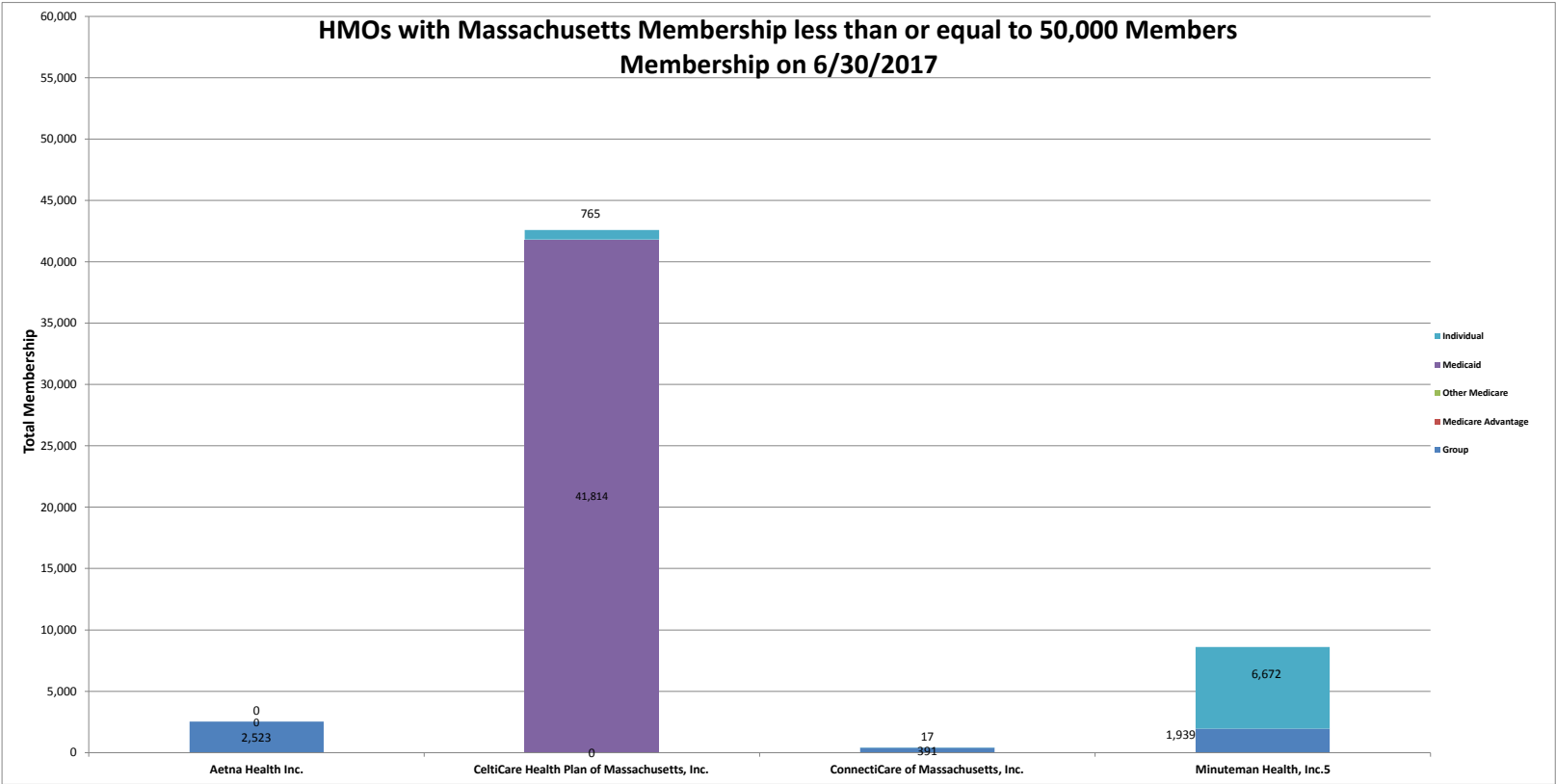
⁴ Membership in plans offered by Minuteman Health, Inc. began January 1, 2014

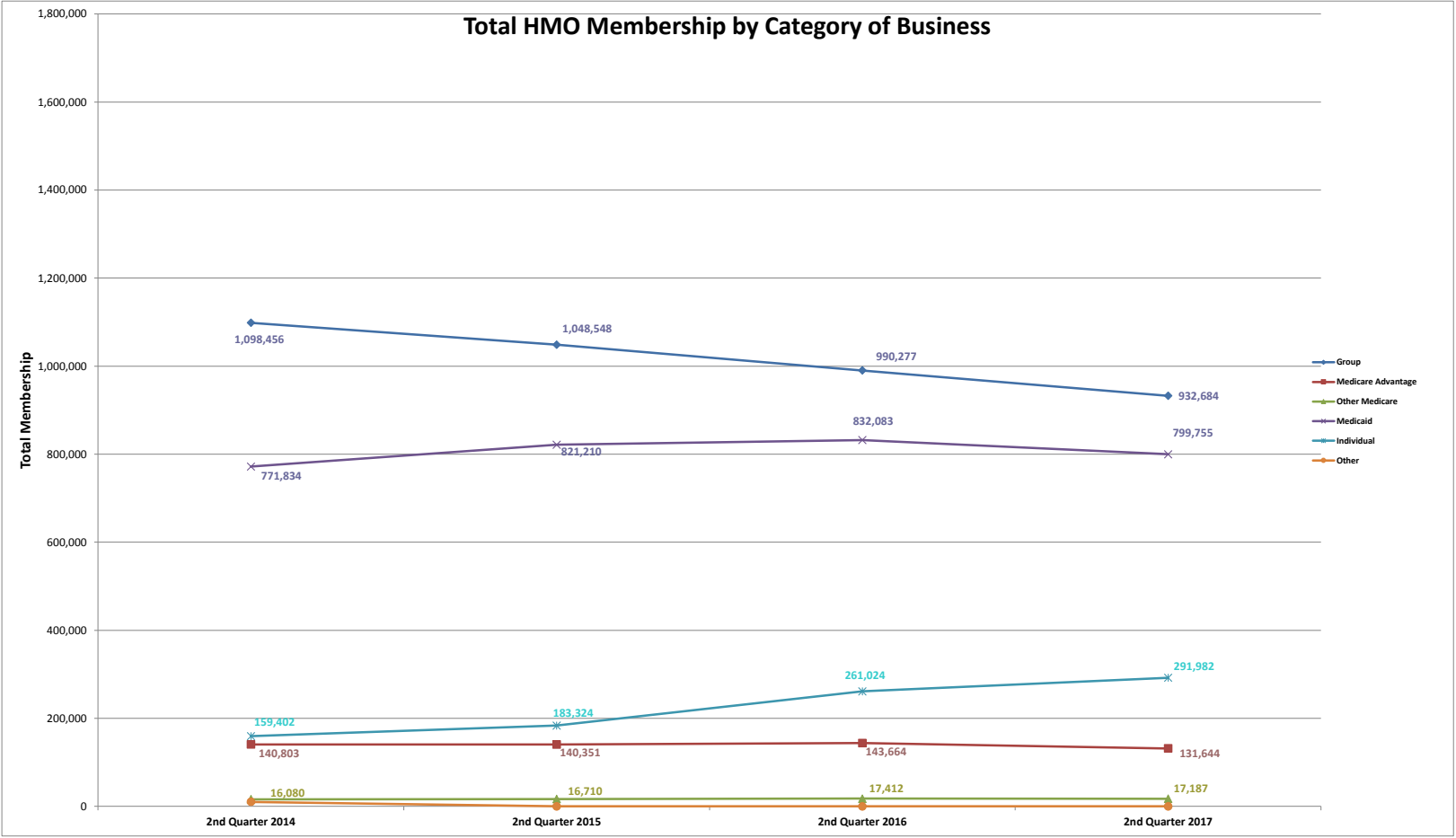
⁵ Doing business as Tufts Associated Health Plan ("TAHMO") and as Tufts Health Plan (THP").



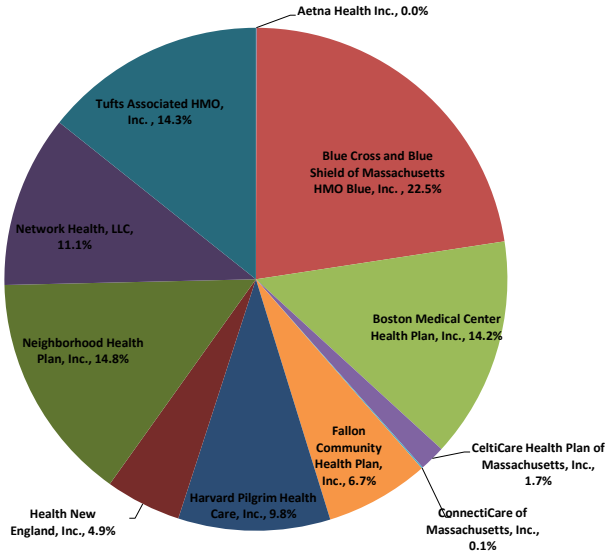




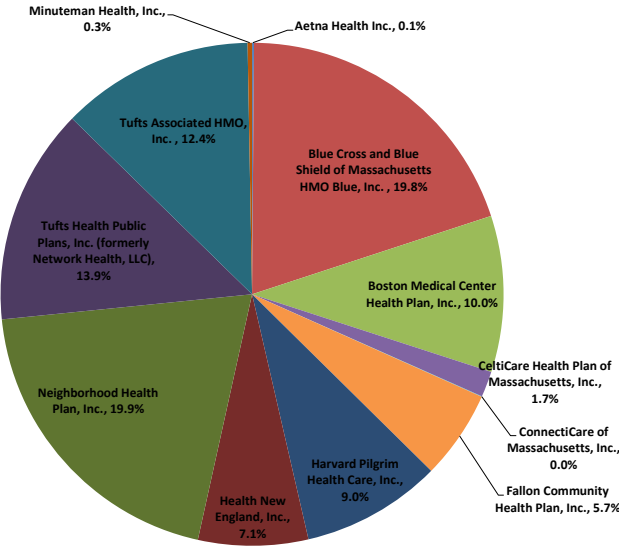




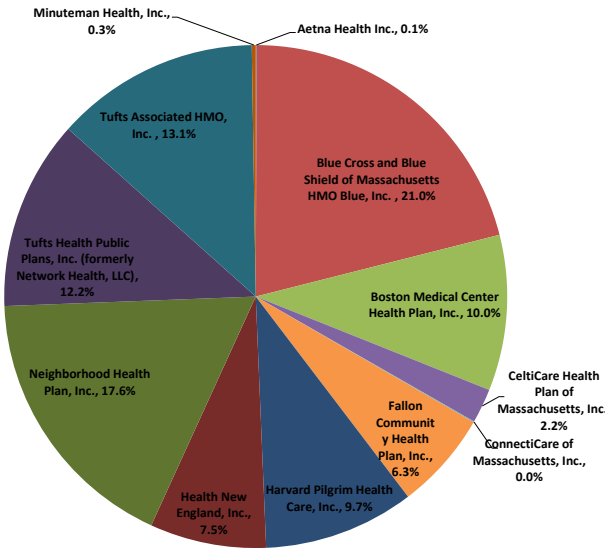
2nd Quarter 2014 Share of Massachusetts HMO Market



2nd Quarter 2016 Share of Massachusetts HMO Market



2nd Quarter 2015 Share of Massachusetts HMO Market



2nd Quarter 2017 Share of Massachusetts HMO Market

