

Massachusetts Division of Insurance
Quarterly Report of Health Maintenance Organization Membership in Closed Network Health Plans
as of September 30, 2017¹

Closed Network

COMPARISON OF 3RD QUARTER MEMBERSHIP TO THOSE OF PRIOR THREE QUARTERS	4th Quarter 2016 Members at End of Quarter	1st Quarter 2017 Members at End of Quarter	2nd Quarter 2017 Members at End of Quarter	3rd Quarter 2017 Members at End of Quarter	Member Change 2nd Qtr. 17 to 3rd Qtr. 17	Percent Change 2nd Qtr. 17 to 3rd Qtr. 17	3rd Quarter 2017 Share of Massachusetts Closed Network Market
Aetna Health Inc. ^{2,3}	3,052	2,493	2,523	2,490	(33)	-1.3%	0.1%
Blue Cross and Blue Shield of Massachusetts HMO Blue, Inc.	438,627	437,909	445,562	449,446	3,884	0.9%	20.6%
Boston Medical Center Health Plan, Inc.	212,097	242,910	244,432	244,613	181	0.1%	11.2%
CeltiCare Health Plan of Massachusetts, Inc.	38,773	32,709	42,579	39,101	(3,478)	-8.2%	1.8%
ConnectiCare of Massachusetts, Inc.	554	531	408	411	3	0.7%	0.0%
Fallon Community Health Plan, Inc.	133,754	110,579	109,997	135,754	25,757	23.4%	6.2%
Harvard Pilgrim Health Care, Inc.	187,427	174,199	162,437	153,097	(9,340)	-5.7%	7.0%
Health New England, Inc.	157,169	147,592	144,449	148,384	3,935	2.7%	6.8%
Minuteman Health, Inc. ⁴	6,079	8,122	8,611	8,516	(95)	-1.1%	0.4%
Neighborhood Health Plan, Inc.	435,478	394,285	376,325	364,903	(11,422)	-3.0%	16.8%
Tufts Health Public Plans, Inc. (formerly Network Health, LLC)	332,051	359,491	361,314	357,830	(3,484)	-1.0%	16.4%
Tufts Associated HMO, Inc. ⁵	281,037	274,142	274,615	273,200	(1,415)	-0.5%	12.5%
Totals	2,226,098	2,184,962	2,173,252	2,177,745	4,493	0.2%	100.0%

PPO

COMPARISON OF 3RD QUARTER MEMBERSHIP TO THOSE OF PRIOR THREE QUARTERS	4th Quarter 2016 Members at End of Quarter	1st Quarter 2017 Members at End of Quarter	2nd Quarter 2017 Members at End of Quarter	3rd Quarter 2017 Members at End of Quarter	Member Change 2nd Qtr. 17 to 3rd Qtr. 17	Percent Change 2nd Qtr. 17 to 3rd Qtr. 17	3rd Quarter 2017 Share of Massachusetts PPO Market
Aetna Health Inc. ^{2,3}	4	56	55	45	(10)	-18.2%	0.0%
Blue Cross and Blue Shield of Massachusetts HMO Blue, Inc.	171,647	172,044	174,277	175,539	1,262	0.7%	88.1%
Boston Medical Center Health Plan, Inc.	0	0	0	0	0	0.0%	0.0%
CeltiCare Health Plan of Massachusetts, Inc.	0	0	0	0	0	0.0%	0.0%
ConnectiCare of Massachusetts, Inc.	83	57	56	47	(9)	-16.1%	0.0%
Fallon Community Health Plan, Inc.	10	0	0	0	0	0.0%	0.0%
Harvard Pilgrim Health Care, Inc.	24,660	20,780	19,492	19,241	(251)	-1.3%	9.7%
Health New England, Inc.	2,587	2,637	2,707	2,744	37	1.4%	1.4%
Minuteman Health, Inc. ⁴	599	309	443	434	(9)	-2.0%	0.2%
Neighborhood Health Plan, Inc.	333	319	399	356	(43)	-10.8%	0.2%
Tufts Health Public Plans, Inc. (formerly Network Health, LLC)	0	0	0	0	0	0.0%	0.0%
Tufts Associated HMO, Inc. ⁵	991	912	785	751	(34)	-4.3%	0.4%
Totals	200,914	197,114	198,214	199,157	943	0.5%	100.0%

¹ Information reported by HMOs as of the end of the third quarter of 2017 based upon the Massachusetts Division of Insurance's "Guidelines for Reporting Membership & Utilization Statistics - Version 6.1" that instructs HMOs to exclude members for whom the HMO did not bear any financial risk.

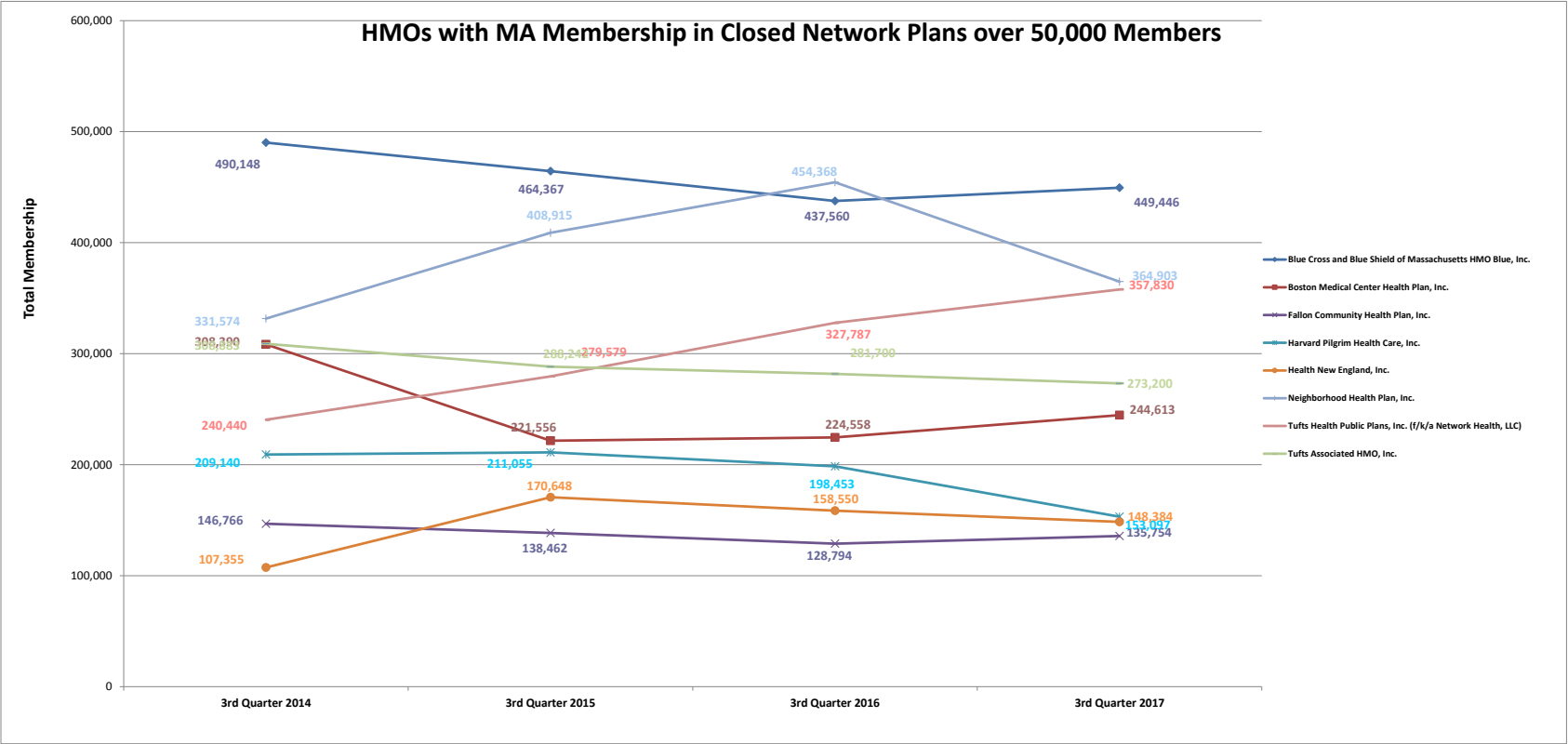
² Starting with the first quarter of 2017, carriers are no longer submitting data for this report directly to the Division. Instead, the first quarter 2017 data shown in this report was produced by the Center for Health Information and Analysis using data submissions by the HMOs to the All-Payer Claims Database.

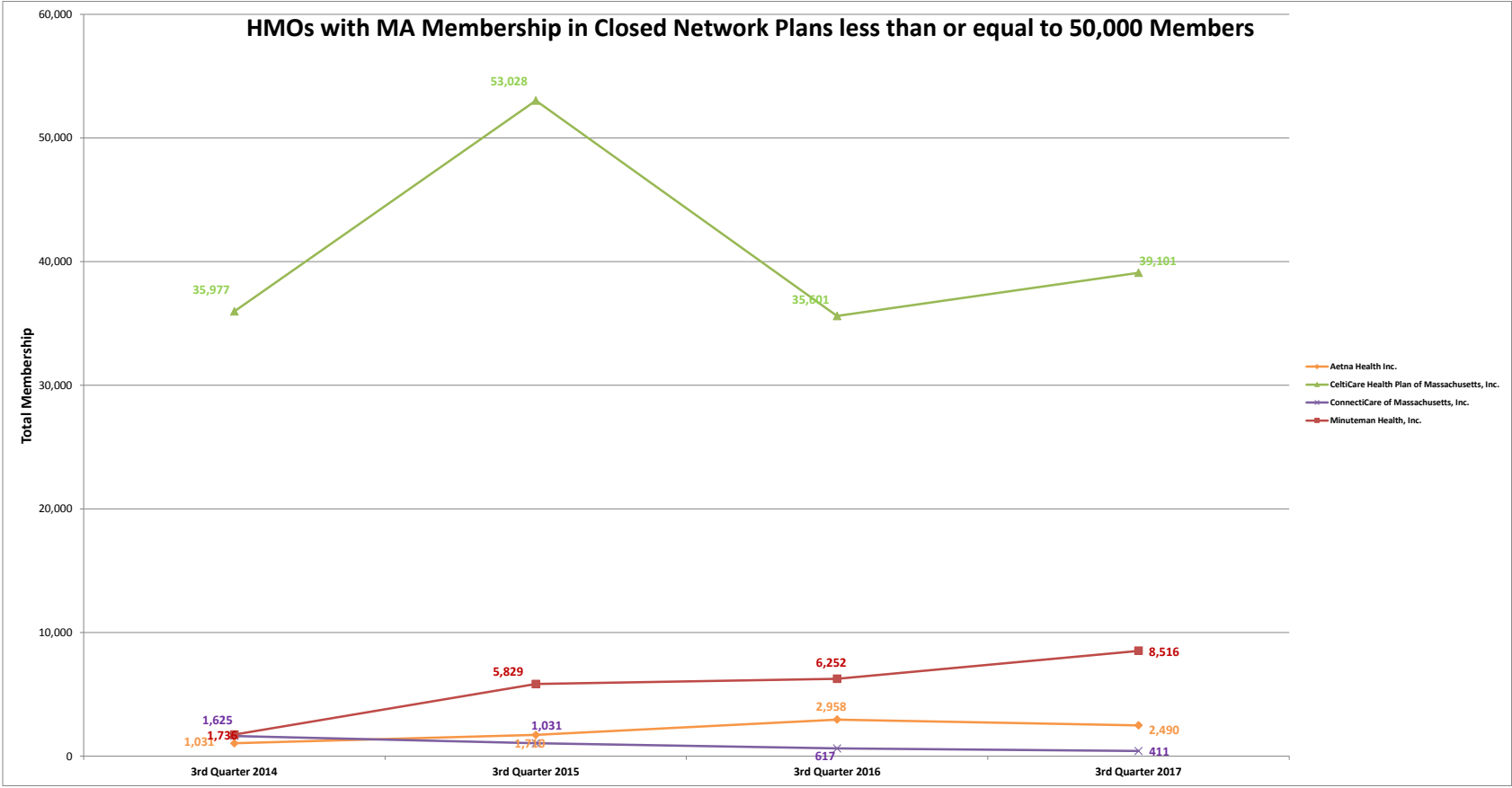
As a result, comparing membership from the fourth quarter of 2016 to the first quarter of 2017 may not be appropriate, as the data is taken from separate sources.

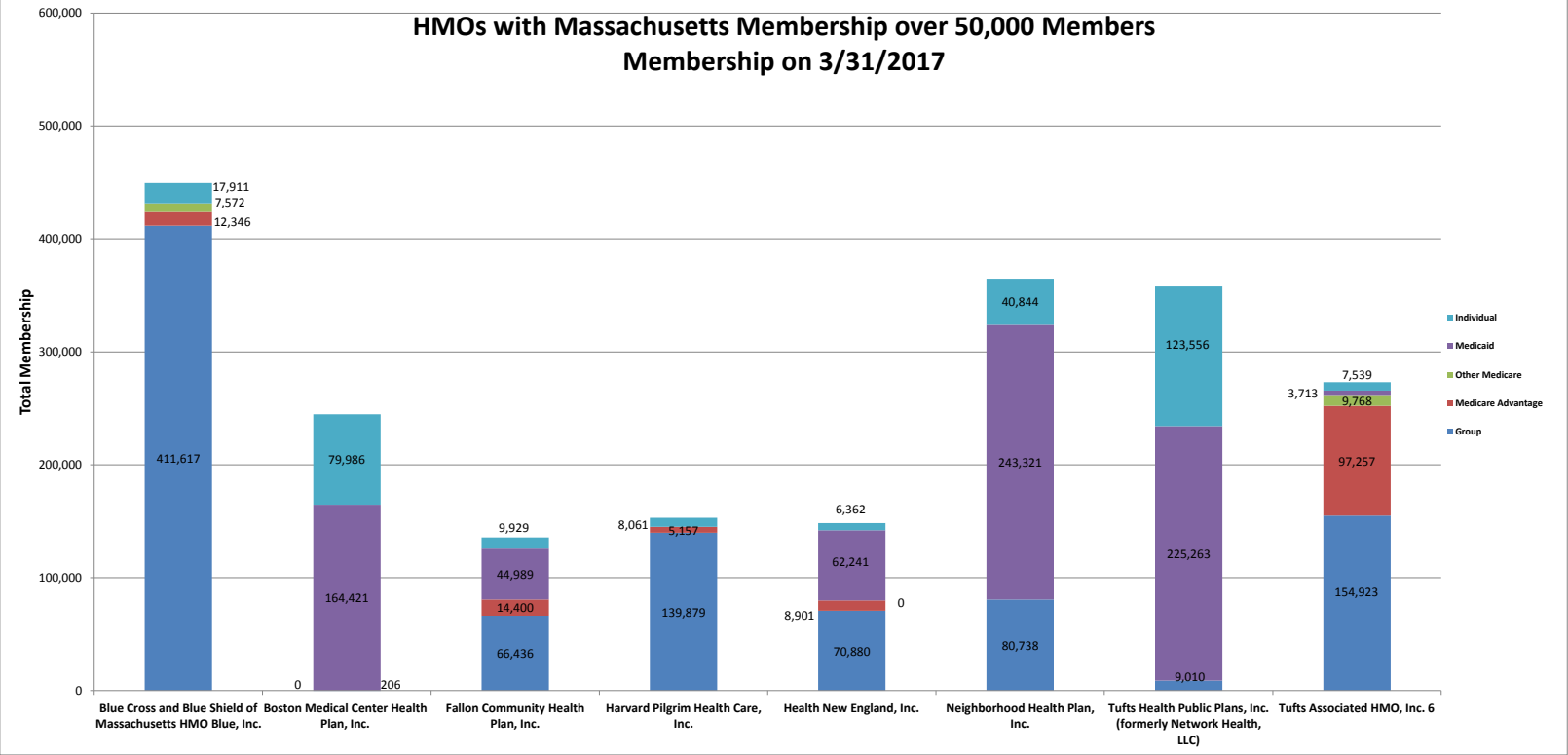
³ Effective September 1, 2010, Aetna Health Inc. ceased offering small group health plans in Massachusetts and began nonrenewing all small group health business as of April 1, 2011.

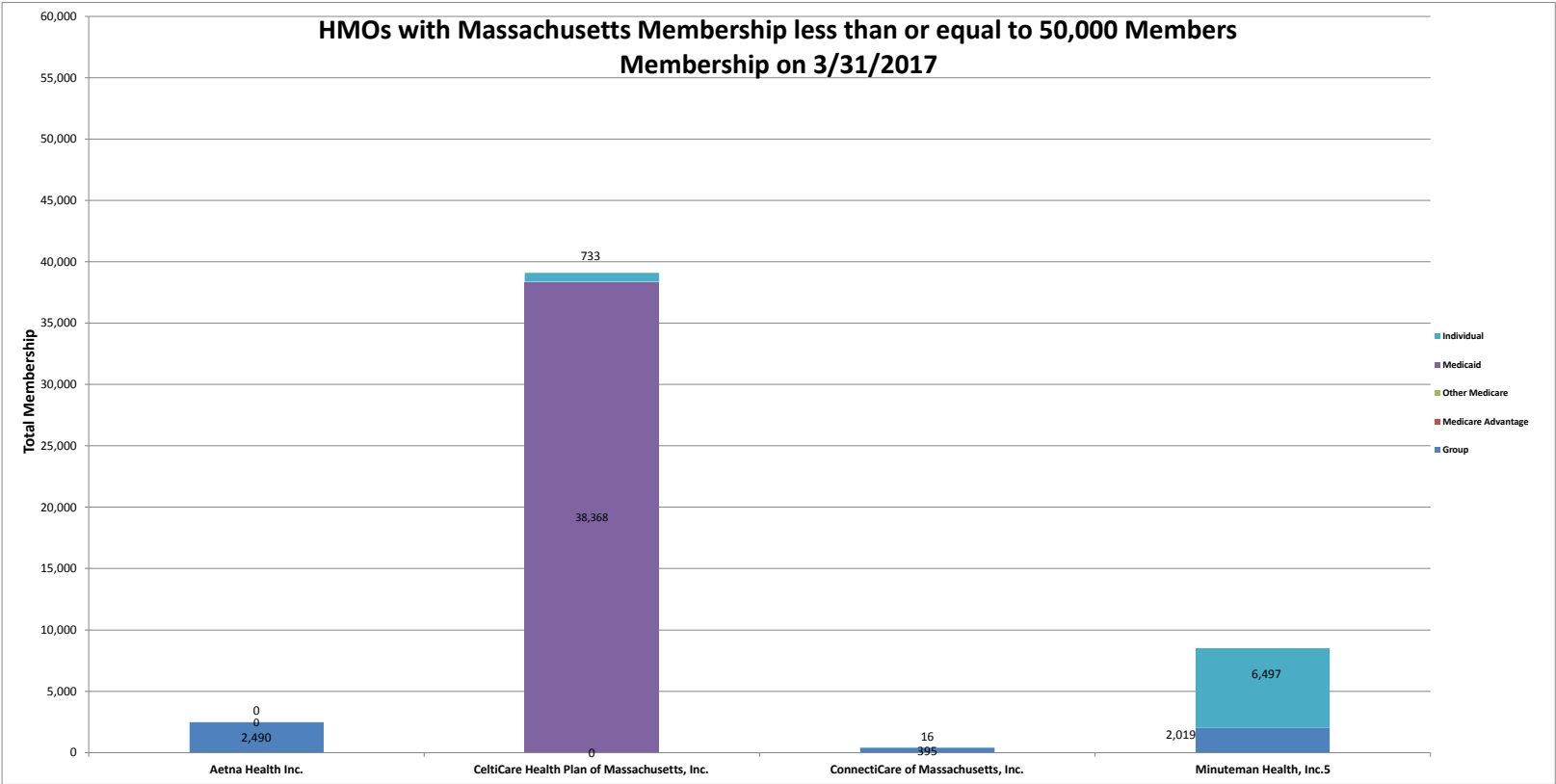
⁴ Membership in plans offered by Minuteman Health, Inc. began January 1, 2014

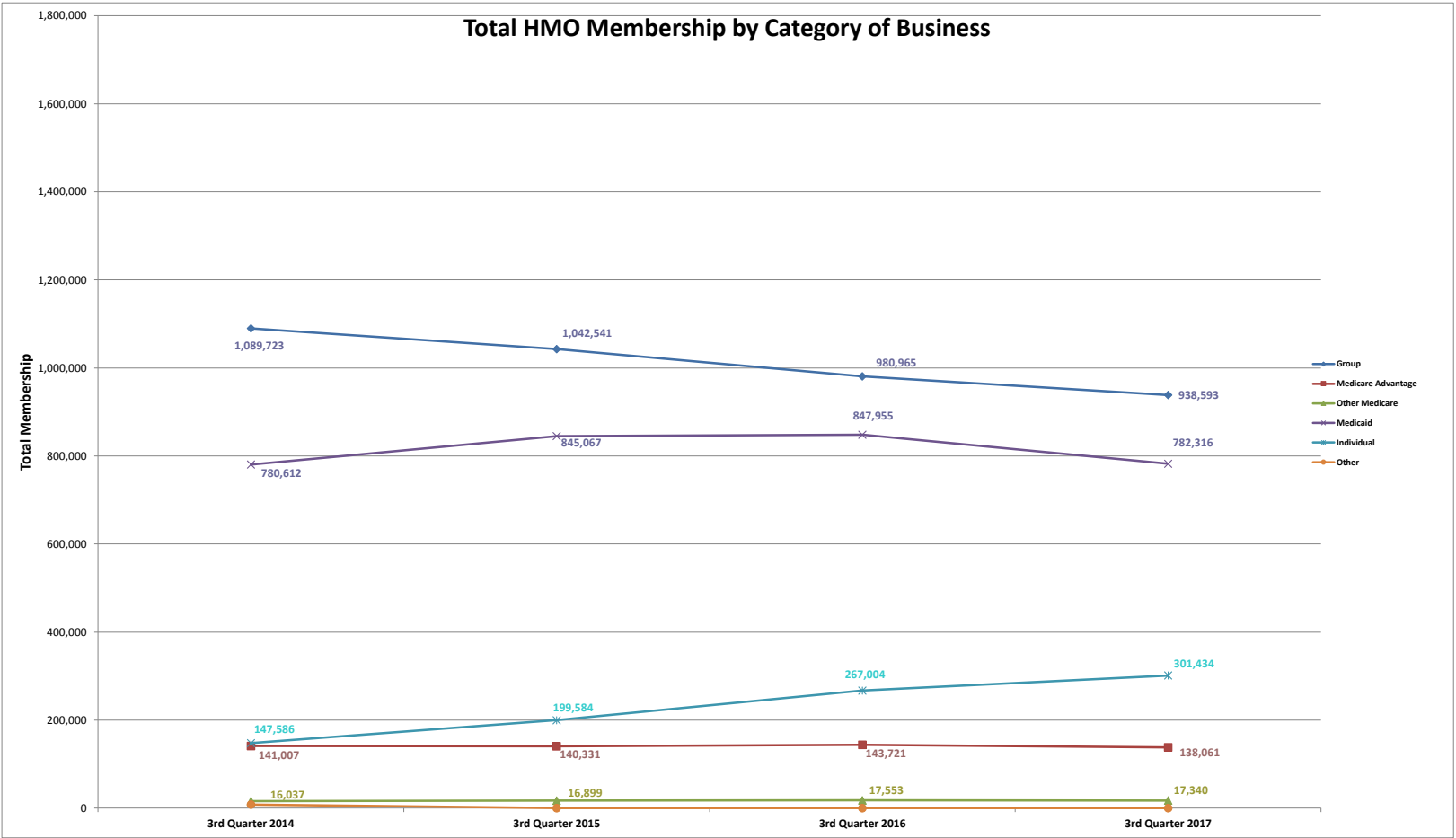
⁵ Doing business as Tufts Associated Health Plan ("TAHMO") and as Tufts Health Plan (THP").



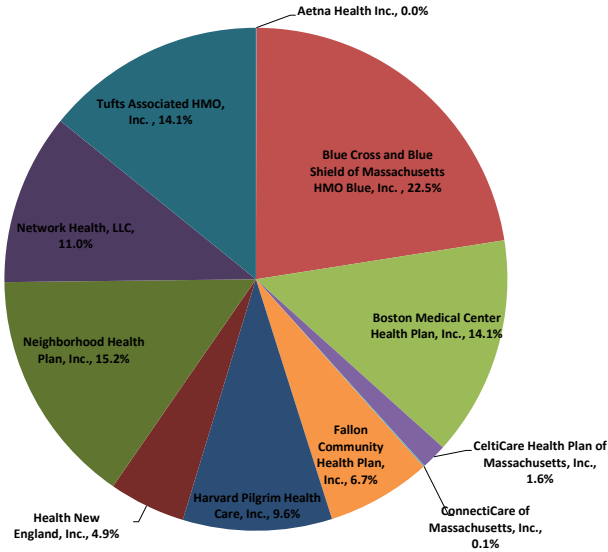




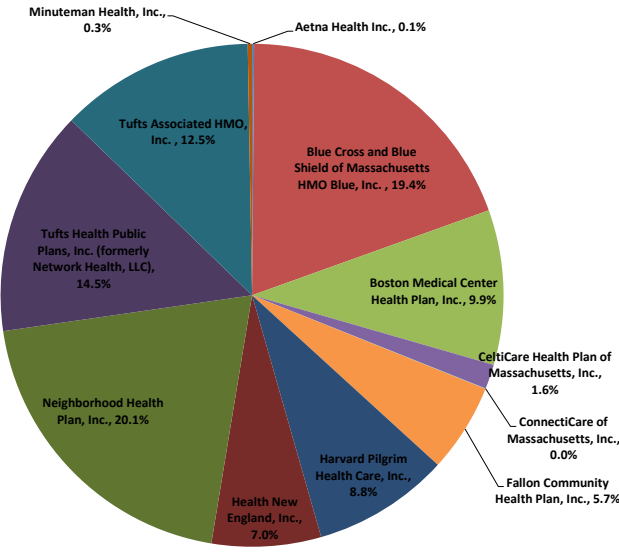




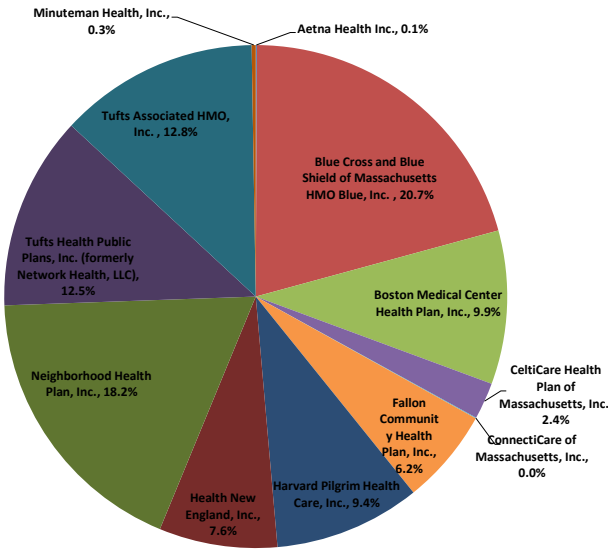
3rd Quarter 2014 Share of Massachusetts HMO Market



3rd Quarter 2016 Share of Massachusetts HMO Market



3rd Quarter 2015 Share of Massachusetts HMO Market



3rd Quarter 2017 Share of Massachusetts HMO Market

