

Massachusetts Division of Insurance
Quarterly Report of Health Maintenance Organization Membership in Closed Network Health Plans
as of March 31, 2016¹

Closed Network

COMPARISON OF 1st QUARTER MEMBERSHIP TO THOSE OF PRIOR THREE QUARTERS	2nd Quarter 2015 Members at End of Quarter	3rd Quarter 2015 Members at End of Quarter	4th Quarter 2015 Members at End of Quarter	1st Quarter 2016 Members at End of Quarter	Member Change 4th Qtr. 15 to 1st Qtr. 16	Percent Change 4th Qtr. 15 to 1st Qtr. 16	1st Quarter 2016 Share of Massachusetts Closed Network Market
Aetna Health Inc. ²	1,370	1,710	2,926	2,725	(201)	-6.9%	0.1%
Blue Cross and Blue Shield of Massachusetts HMO Blue, Inc.	463,875	464,367	456,568	447,122	(9,446)	-2.1%	20.1%
Boston Medical Center Health Plan, Inc.	221,147	221,556	220,767	222,477	1,710	0.8%	10.0%
CeltiCare Health Plan of Massachusetts, Inc.	48,989	53,028	45,492	42,322	(3,170)	-7.0%	1.9%
ConnectiCare of Massachusetts, Inc.	1,065	1,031	957	778	(179)	-18.7%	0.0%
Fallon Community Health Plan, Inc.	139,805	138,462	135,808	129,763	(6,045)	-4.5%	5.8%
Harvard Pilgrim Health Care, Inc.	214,240	211,055	211,241	210,707	(534)	-0.3%	9.5%
Health New England, Inc.	165,253	170,648	172,405	157,751	(14,654)	-8.5%	7.1%
Minuteman Health, Inc. ³	5,594	5,829	5,509	6,124	615	11.2%	0.3%
Neighborhood Health Plan, Inc.	388,531	408,915	419,657	432,991	13,334	3.2%	19.4%
Tufts Health Public Plans, Inc. (formerly Network Health, LLC)	269,968	279,579	284,179	301,239	17,060	6.0%	13.5%
Tufts Associated HMO, Inc. ⁴	290,306	288,242	287,486	274,615	(12,871)	-4.5%	12.3%
Totals	2,210,143	2,244,422	2,242,995	2,228,614	(14,381)	-0.6%	100.0%

PPO

COMPARISON OF 1st QUARTER MEMBERSHIP TO THOSE OF PRIOR THREE QUARTERS	2nd Quarter 2015 Members at End of Quarter	3rd Quarter 2015 Members at End of Quarter	4th Quarter 2015 Members at End of Quarter	1st Quarter 2016 Members at End of Quarter	Member Change 4th Qtr. 15 to 1st Qtr. 16	Percent Change 4th Qtr. 15 to 1st Qtr. 16	1st Quarter 2016 Share of Massachusetts PPO Market
Aetna Health Inc. ²	77	76	48	39	(9)	-18.8%	0.0%
Blue Cross and Blue Shield of Massachusetts HMO Blue, Inc.	150,063	154,358	156,727	164,092	7,365	4.7%	83.8%
Boston Medical Center Health Plan, Inc.	0	0	0	0	0	0.0%	0.0%
CeltiCare Health Plan of Massachusetts, Inc.	0	0	0	0	0	0.0%	0.0%
ConnectiCare of Massachusetts, Inc.	161	158	160	94	(66)	-41.3%	0.0%
Fallon Community Health Plan, Inc.	13	13	13	11	(2)	-15.4%	0.0%
Harvard Pilgrim Health Care, Inc.	26,222	27,039	28,549	27,020	(1,529)	-5.4%	13.8%
Health New England, Inc.	2,870	2,825	2,837	2,628	(209)	-7.4%	1.3%
Minuteman Health, Inc. ³	107	127	122	450	328	268.9%	0.2%
Neighborhood Health Plan, Inc.	117	117	185	231	46	24.9%	0.1%
Tufts Health Public Plans, Inc. (formerly Network Health, LLC)	0	0	0	0	0	0.0%	0.0%
Tufts Associated HMO, Inc. ⁴	1,206	1,170	1,189	1,244	55	4.6%	0.6%
Totals	180,836	185,883	189,830	195,809	5,979	3.1%	100.0%

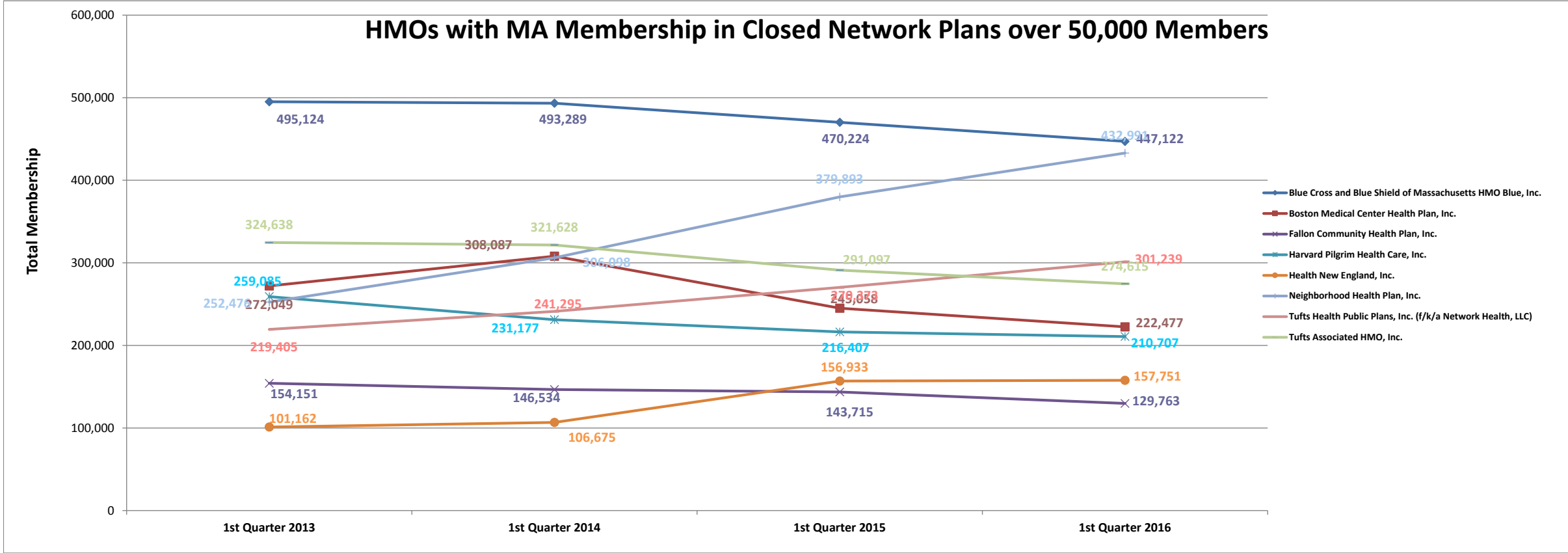
¹ Information reported by HMOs as of the end of the first quarter of 2016 based upon the Massachusetts Division of Insurance's "Guidelines for Reporting Membership & Utilization Statistics - Version 6.1" that instructs HMOs to exclude members for whom the HMO did not bear any financial risk.

² Effective September 1, 2010, Aetna Health Inc. ceased offering small group health plans in Massachusetts and began nonrenewing all small group health business as of April 1, 2011.

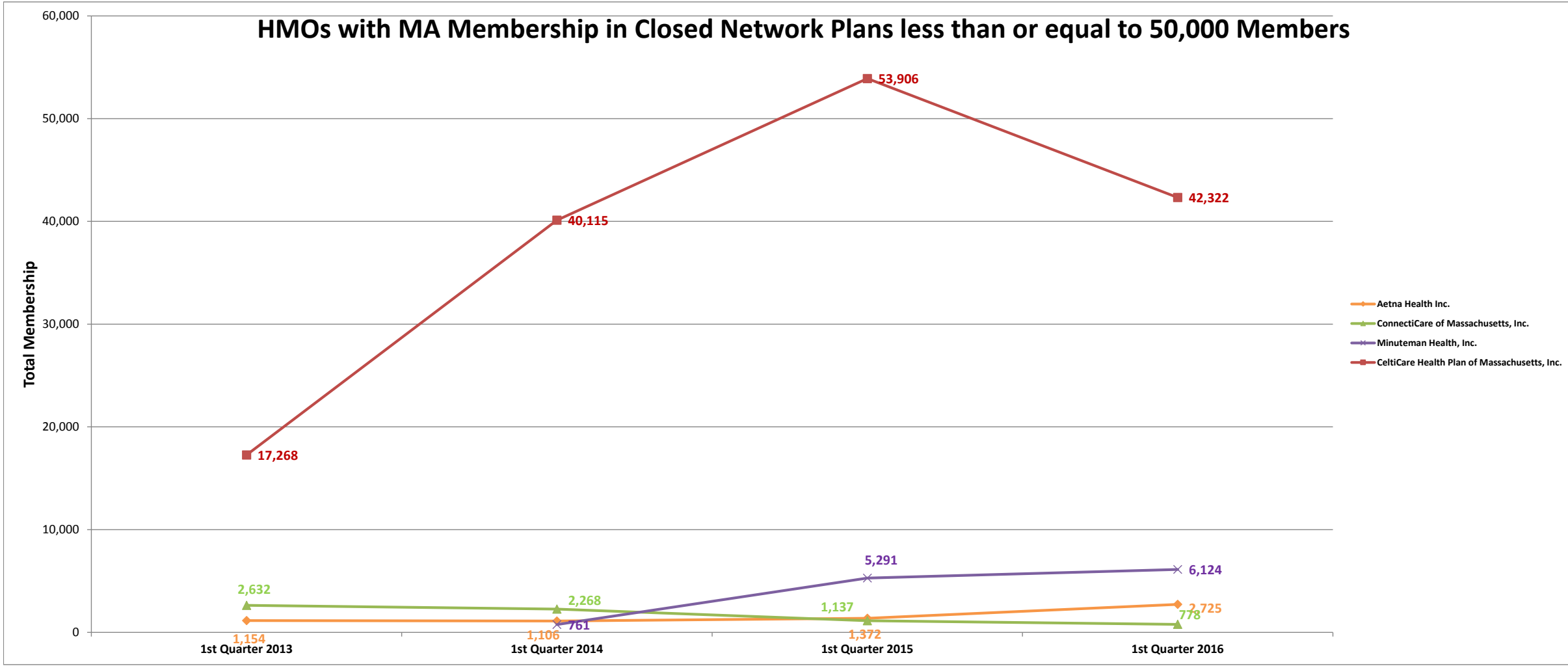
³ Membership in plans offered by Minuteman Health, Inc. began January 1, 2014

⁴ Doing business as Tufts Associated Health Plan ("TAHMO") and as Tufts Health Plan (THP").

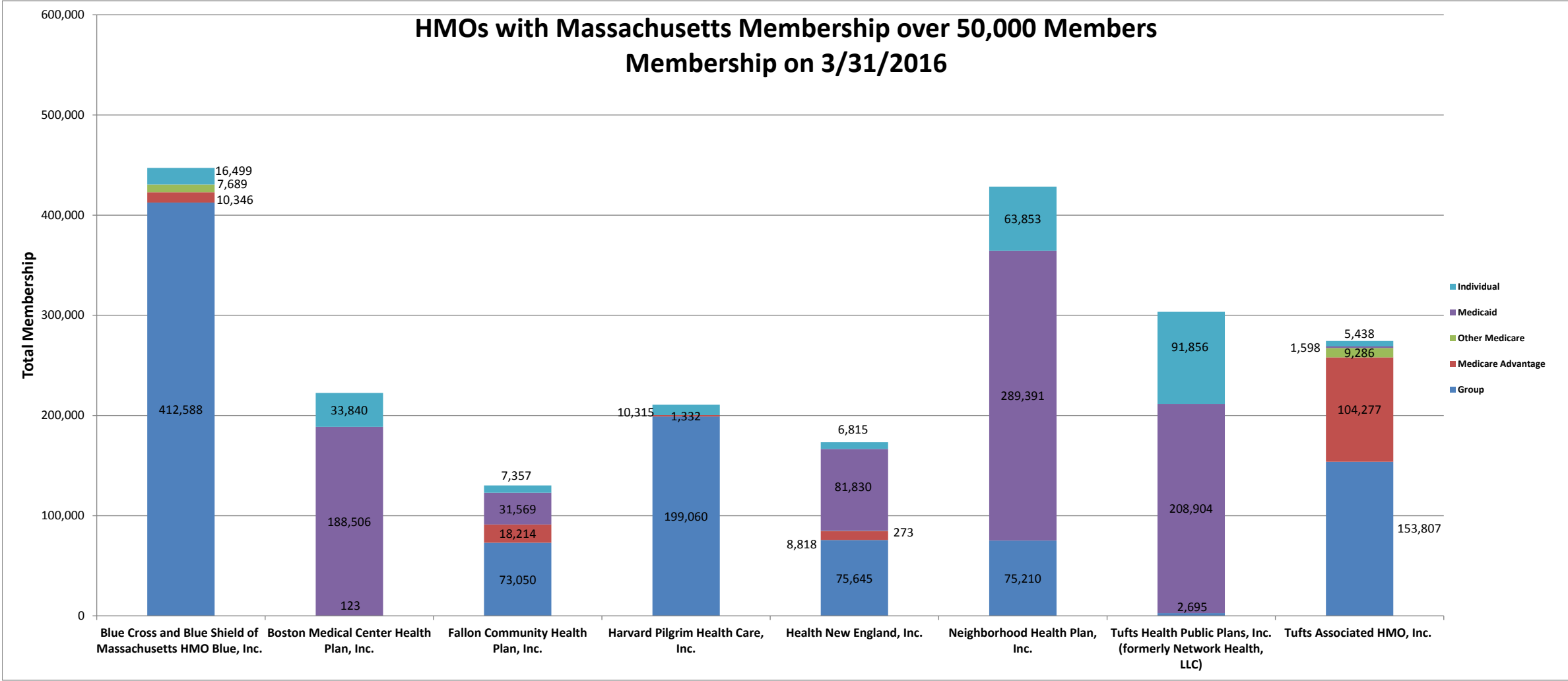
COMPARISON OF 1ST QUARTER MEMBERSHIP TO LAST THREE 1ST QUARTERS

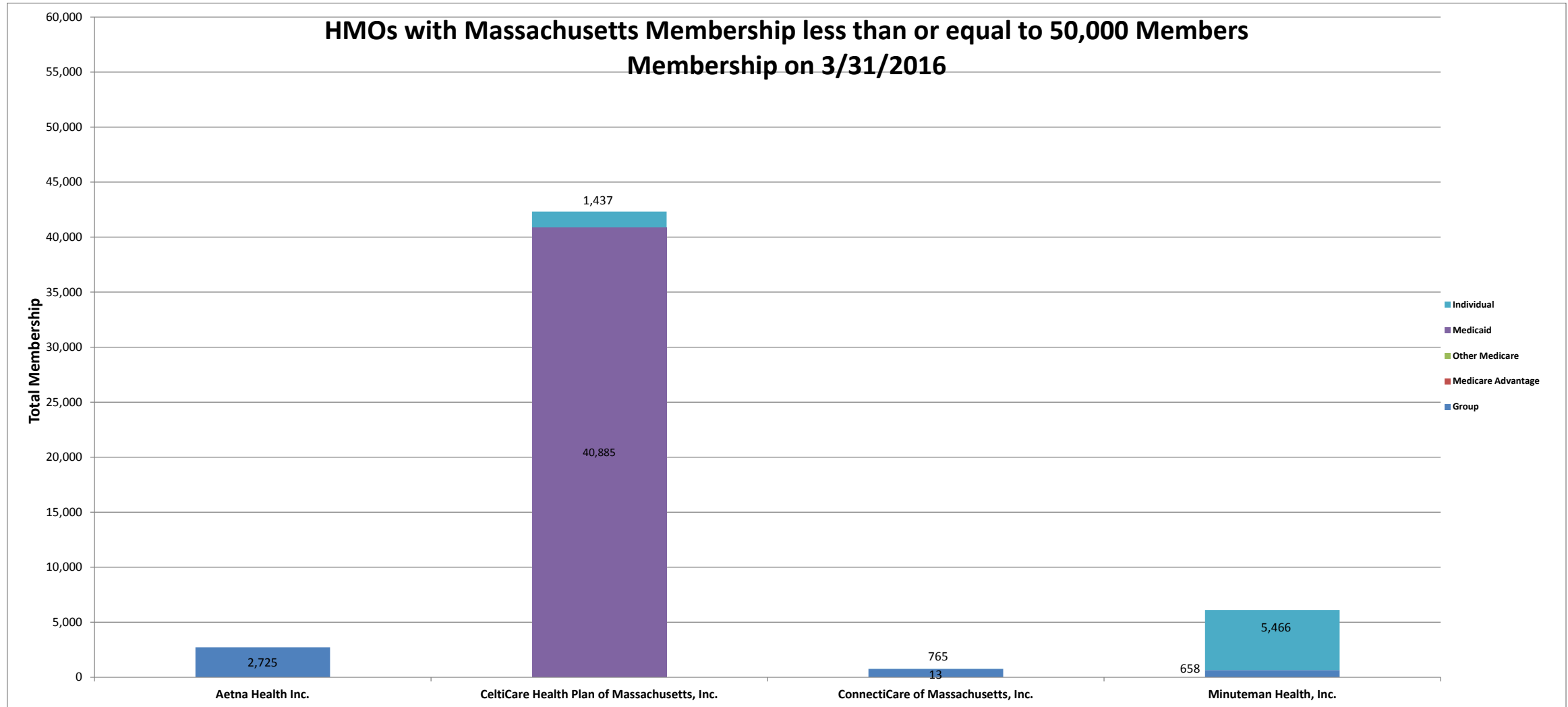


COMPARISON OF 1ST QUARTER MEMBERSHIP TO LAST THREE 1ST QUARTERS¹



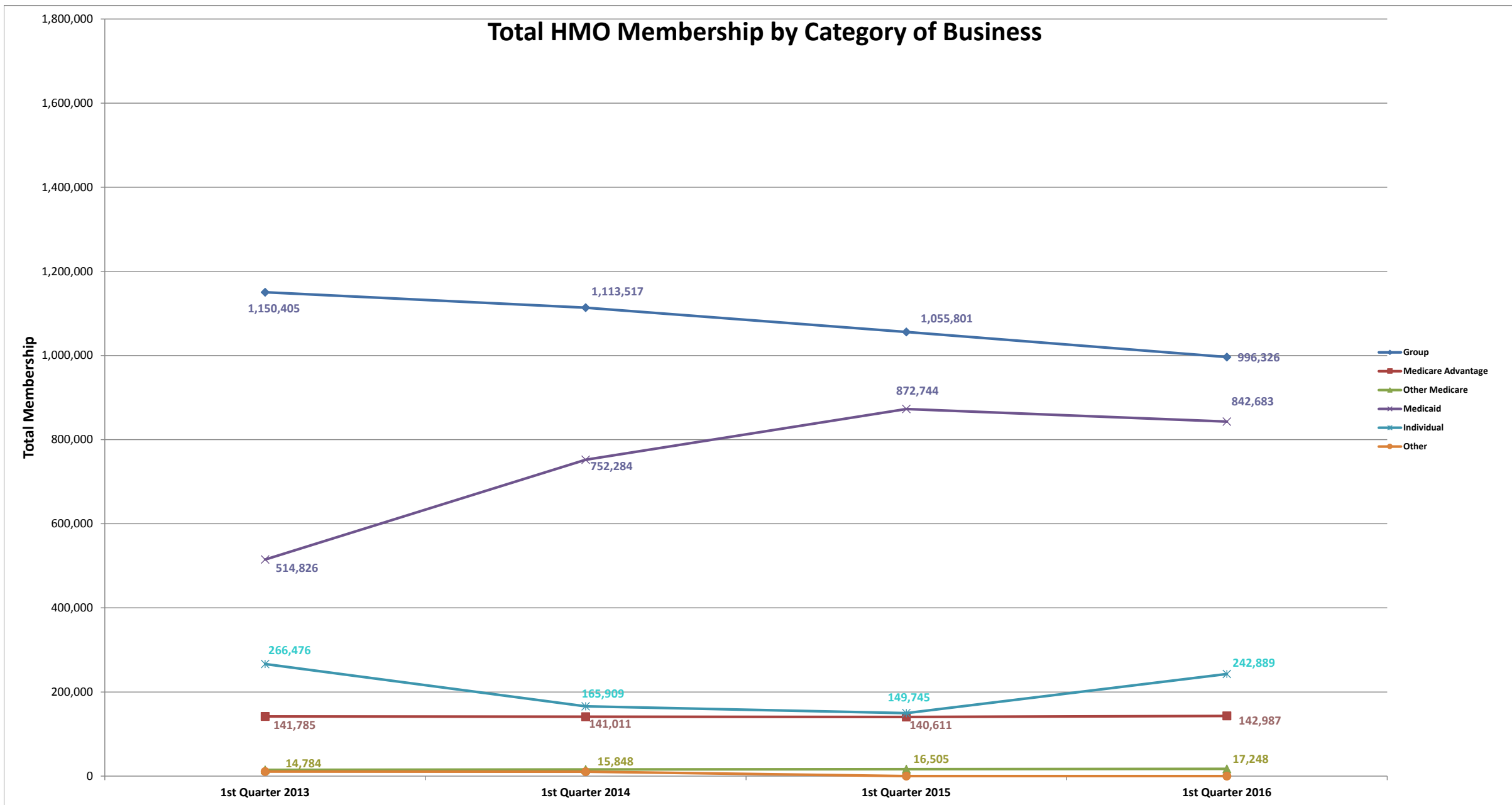
¹ Membership in plans offered by Minuteman Health, Inc. began January 1, 2014



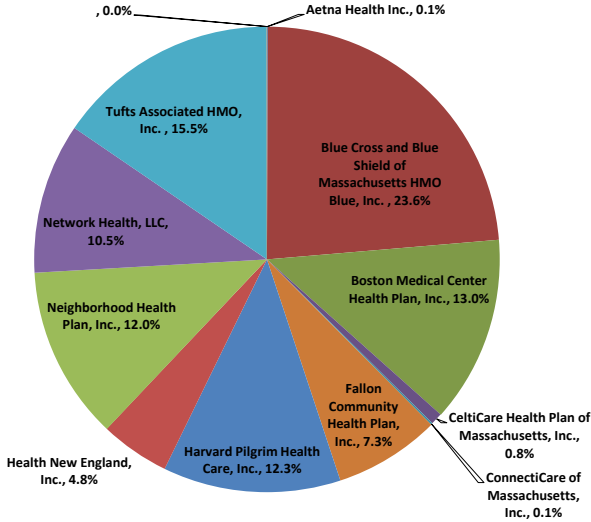


¹ Membership in plans offered by Minuteman Health, Inc. began January 1, 2014

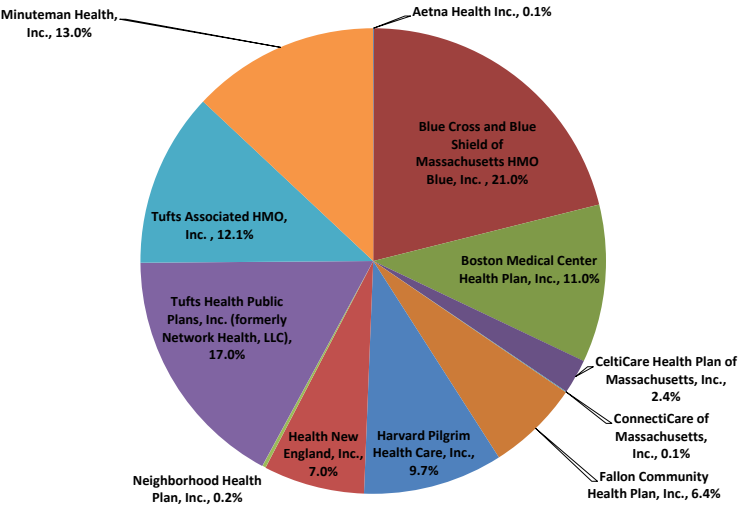
COMPARISON OF 1ST QUARTER MEMBERSHIP TO LAST THREE 1ST QUARTERS



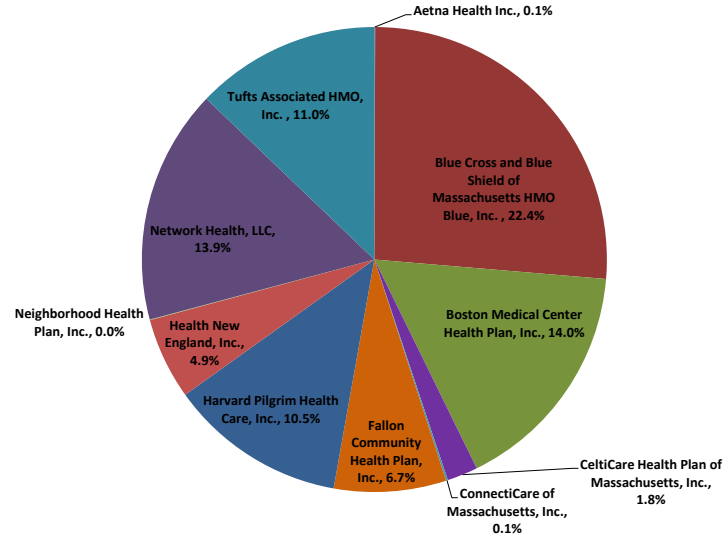
1st Quarter 2013 Share of Massachusetts HMO Market



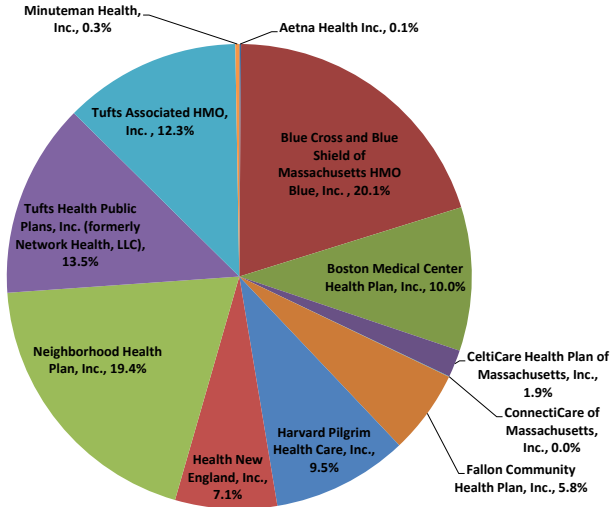
1st Quarter 2015 Share of Massachusetts HMO Market



1st Quarter 2014 Share of Massachusetts HMO Market



1st Quarter 2016 Share of Massachusetts HMO Market



¹Membership charts reflect those persons enrolled only in closed network plans; so-called "dual certificate option" plan (POS) members and insured preferred provider plan members are not included in this report.
²UnitedHealthcare of New England, Inc. began non-renewing plans January 1, 2012 and had no remaining membership as of January 1, 2013.
³Membership in plans offered by Minuteman Health, Inc. began January 1, 2014