

Massachusetts Division of Insurance
Quarterly Report of Health Maintenance Organization Membership in
Insured and Government Health Plans
as of September 30, 2019¹

Closed Network

COMPARISON OF 2nd QUARTER MEMBERSHIP TO THOSE OF PRIOR THREE QUARTERS	4th Quarter 2018 Members at End of Quarter	1st Quarter 2019 Members at End of Quarter ²	2nd Quarter 2019 Members at End of Quarter ²	3rd Quarter 2019 Members at End of Quarter ²	Member Change from 2nd Qtr. 19 to 3rd Qtr. 19	Percent Change from 2nd Qtr. 19 to 3rd Qtr. 19	3rd Quarter 2019 Share of Massachusetts Closed Network Market
Aetna Health Inc. ³	1,398	966	803	728	(75)	-9.3%	0.0%
AllWays Health Partners, Inc. (formerly Neighborhood Health Plan, Inc.) ⁶	116,869	111,509	112,848	111,191	(1,657)	-1.5%	5.7%
Blue Cross and Blue Shield of Massachusetts HMO Blue, Inc.	441,896	421,524	418,762	418,880	118	0.0%	21.4%
Boston Medical Center Health Plan, Inc.	327,691	321,018	322,073	323,922	1,849	0.6%	16.6%
CeltiCare Health Plan of Massachusetts, Inc. ⁴	0	0	0	0	0	0.0%	0.0%
ConnectiCare of Massachusetts, Inc.	232	206	194	183	(11)	-5.7%	0.0%
Fallon Community Health Plan, Inc.	166,673	163,454	165,574	165,521	(53)	0.0%	8.5%
Harvard Pilgrim Health Care, Inc.	140,042	129,081	124,299	126,162	1,863	1.5%	6.4%
Health New England, Inc.	99,372	100,272	100,684	102,295	1,611	1.6%	5.2%
Minuteman Health, Inc. ⁵	0	0	0	0	0	0.0%	0.0%
Tufts Associated HMO, Inc. ⁷	263,994	263,482	262,654	260,020	(2,634)	-1.0%	13.3%
Tufts Health Public Plans, Inc. (formerly Network Health, LLC) ⁷	425,400	439,802	445,521	448,091	2,570	0.6%	22.9%
Totals	1,983,567	1,951,314	1,953,412	1,956,993	3,581	0.2%	100.0%

Preferred Network

COMPARISON OF 2nd QUARTER MEMBERSHIP TO THOSE OF PRIOR THREE QUARTERS	4th Quarter 2018 Members at End of Quarter	1st Quarter 2019 Members at End of Quarter	2nd Quarter 2019 Members at End of Quarter	3rd Quarter 2019 Members at End of Quarter	Member Change 2nd Qtr. 19 to 3rd Qtr. 19	Percent Change 2nd Qtr. 19 to 3rd Qtr. 19	3rd Quarter 2019 Share of Massachusetts PPO Market
Aetna Health Inc. ³	0	0	0	0	0	0.0%	0.0%
AllWays Health Partners, Inc. (formerly Neighborhood Health Plan, Inc.) ⁶	845	927	1,197	666	(531)	-44.4%	0.3%
Blue Cross and Blue Shield of Massachusetts HMO Blue, Inc.	182,321	182,712	185,136	189,353	4,217	2.3%	88.9%
ConnectiCare of Massachusetts, Inc.	33	32	26	26	0	0.0%	0.0%
Harvard Pilgrim Health Care, Inc.	18,598	18,260	18,508	18,861	353	1.9%	8.9%
Health New England, Inc.	3,261	3,466	3,468	3,643	175	5.0%	1.7%
Tufts Associated HMO, Inc. ⁷	587	499	471	402	(69)	-14.6%	0.2%
Totals	205,645	205,896	208,806	212,951	4,145	2.0%	100.0%

Information reported by HMOs as of the end of the second quarter of 2019 is based upon the Massachusetts Division of Insurance's "Guidelines for Reporting Membership & Utilization Statistics - Version 6.1"

¹ that instructs HMOs to exclude members for whom the HMO did not bear any financial risk. Starting with the first quarter of 2017, carriers no longer submit data for this report directly to the Division. Instead, the data shown in this report was produced by the Center for Health Information and Analysis using data submissions by the HMOs to the All-Payer Claims Database.

Reported membership declined for Fallon Community Health Plan, Inc., Health New England, inc. and Allways Health Partners, Inc. primarily due to Massachusetts Group Insurance Commission members switching on July 1, 2018 from insured coverage (which is reported in this table) to self-funded coverage that is not reported to the Division of Insurance.

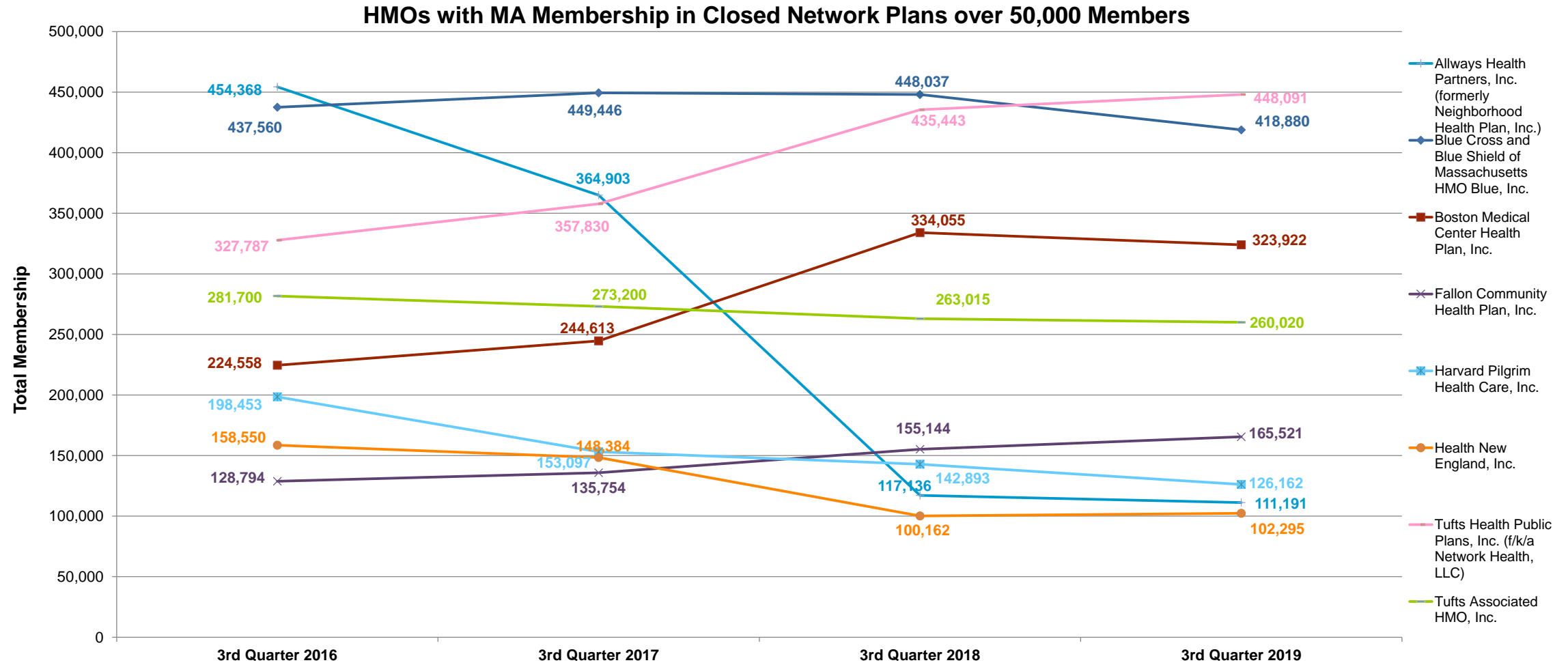
³ Effective September 1, 2010, Aetna Health Inc. ceased offering small group health plans in Massachusetts and began nonrenewing all small group health business as of April 1, 2011.

⁴ Effective December 31, 2017, CeltiCare Health Plan of Massachusetts, Inc. ceased offering plans in Massachusetts and exited the Massachusetts market as of December 31, 2017.

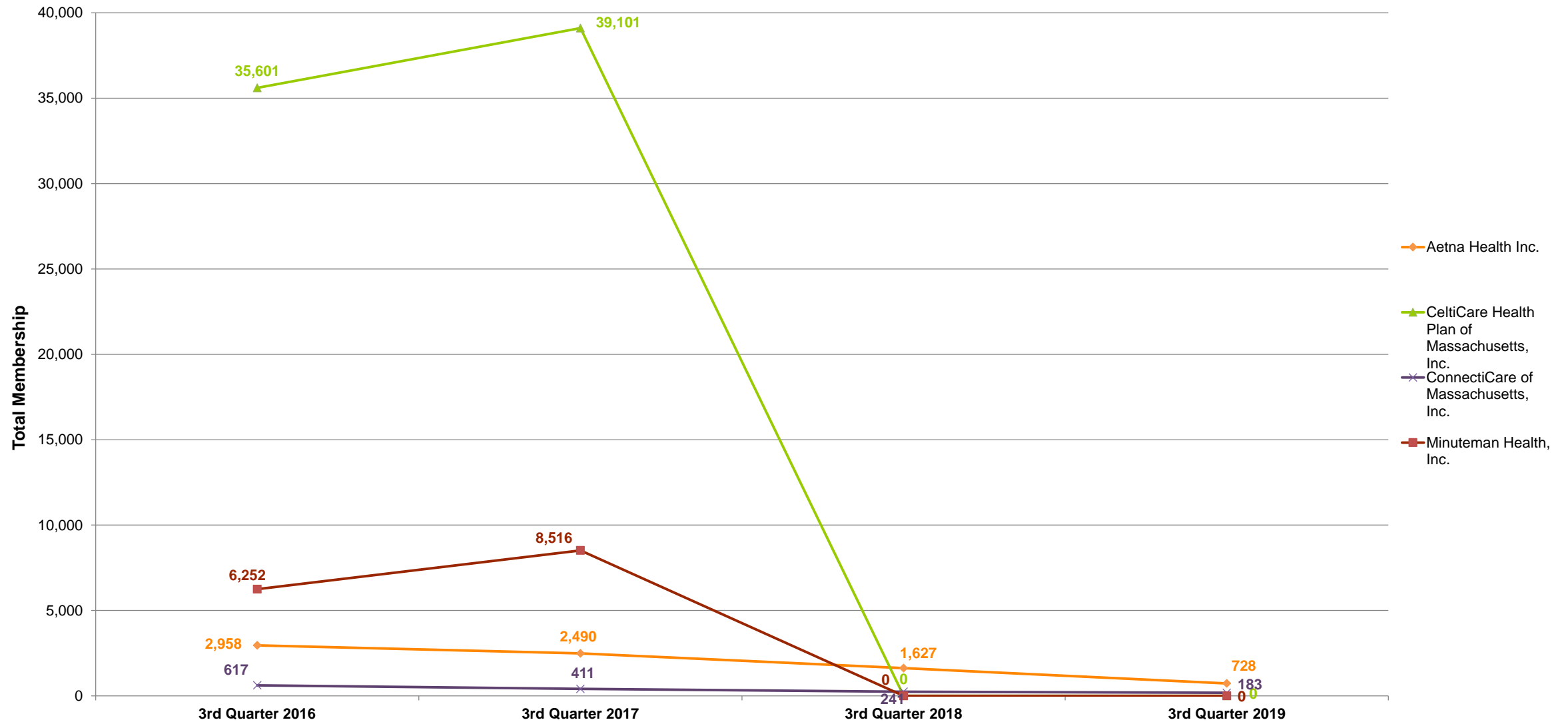
⁵ Membership in plans offered by Minuteman Health, Inc. began January 1, 2014. Minuteman Health, Inc. exited the Massachusetts market as of December 31, 2017.

⁶ Doing business as AllWays Health Partners. Previously Neighborhood Health Plan, Inc, the company was in the process of renaming its company to AllWays Health Partners, Inc. which was completed on January 8, 2019.

⁷ Doing business as Tufts Associated Health Plan ("TAHP") and as Tufts Health Plan (THP").



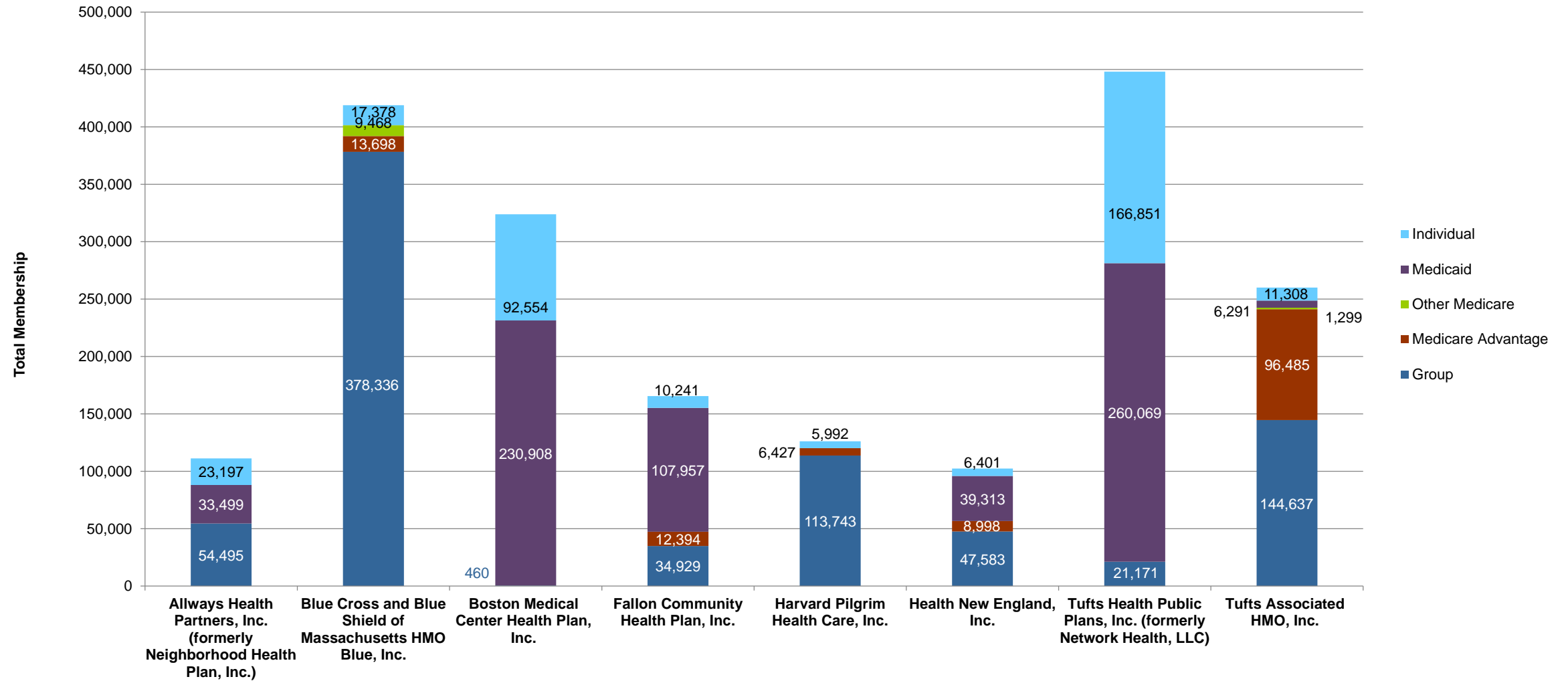
HMOs with MA Membership in Closed Network Plans less than or equal to 50,000 Members



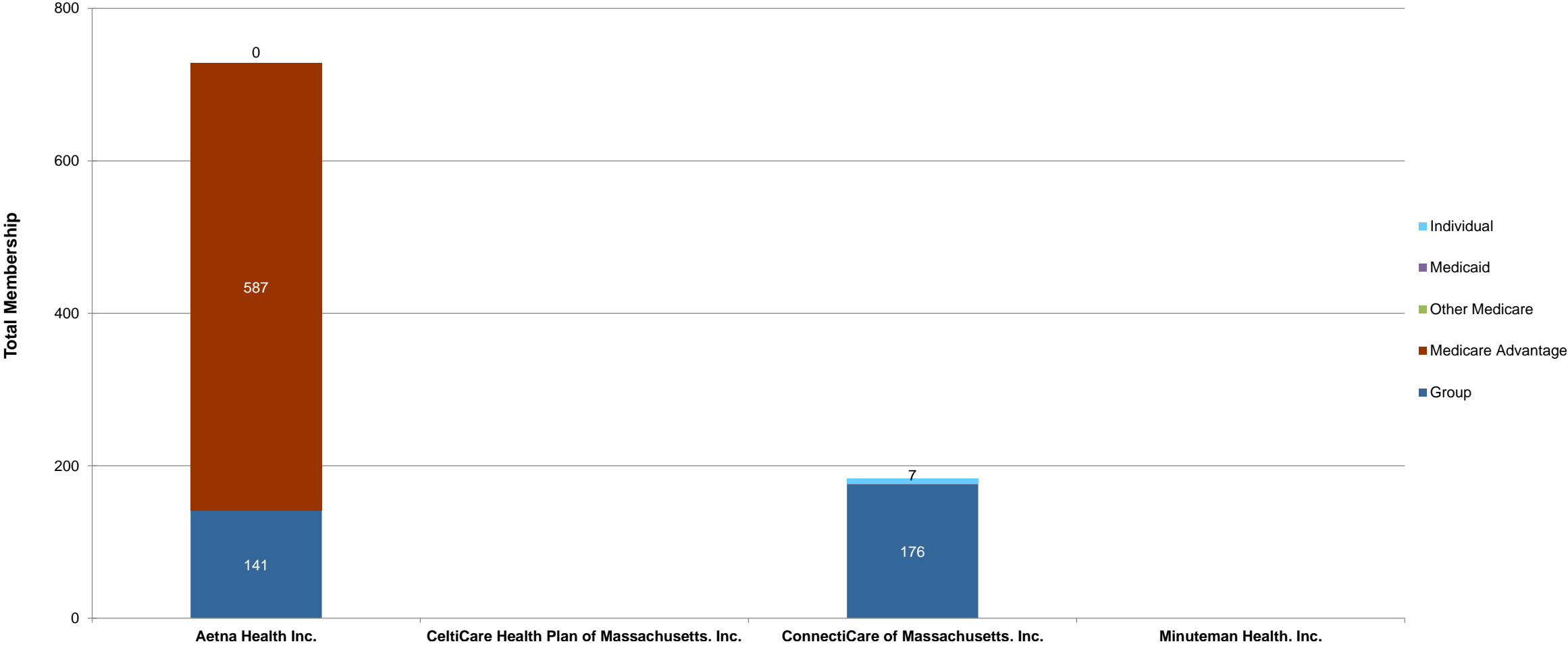
¹ Membership in plans offered by Minuteman Health, Inc. began January 1, 2014. Minuteman Health, Inc. exited the Massachusetts market as of December 31, 2017.

² Effective December 31, 2017, CeltiCare Health, Inc. ceased offering plans in Massachusetts and exited the Massachusetts market as of December 31, 2017.

HMOs with Massachusetts Membership over 50,000 Members Membership on 9/30/2019



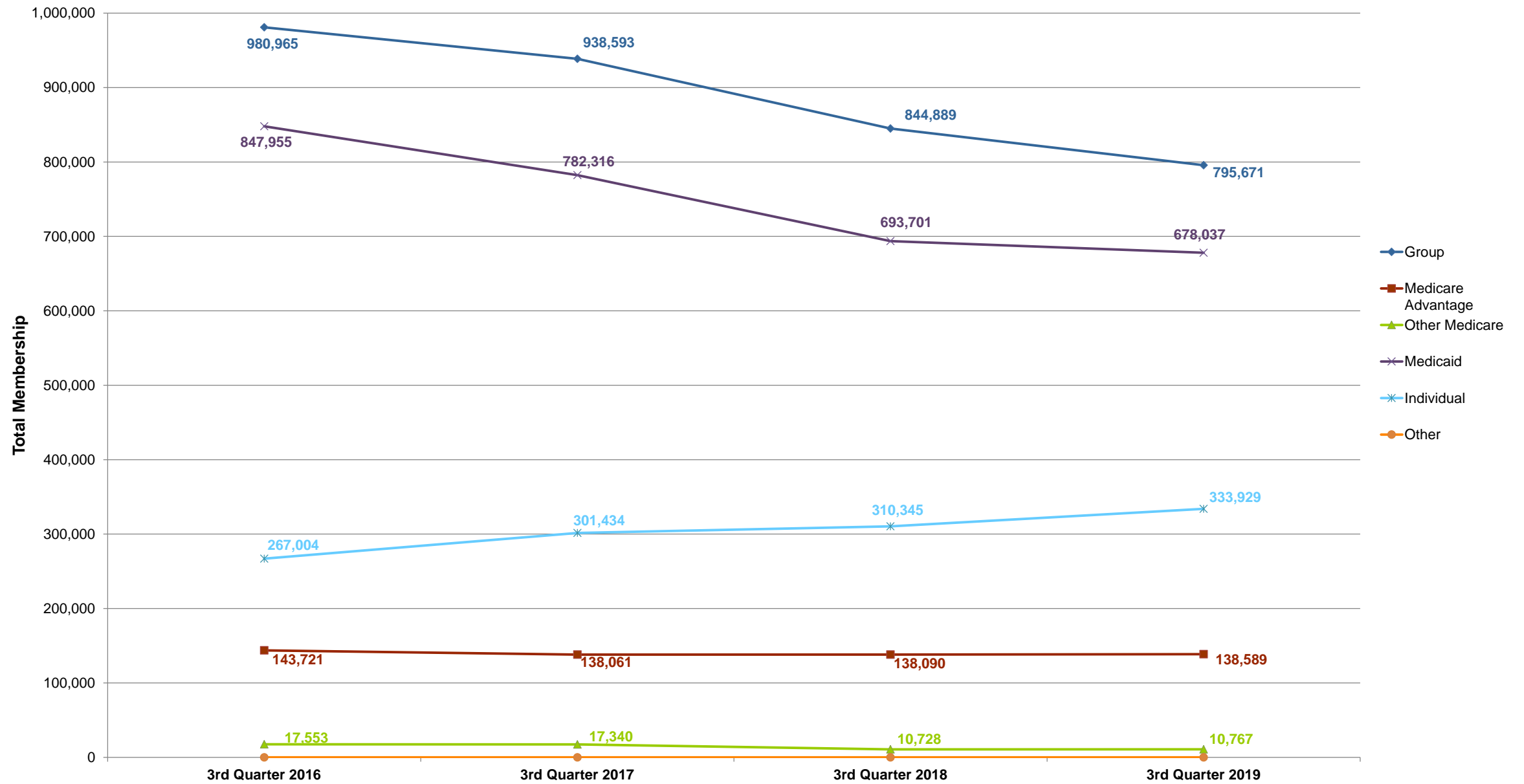
**HMOs with Massachusetts Membership less than or equal to 50,000 Members
Membership on 9/30/2019**



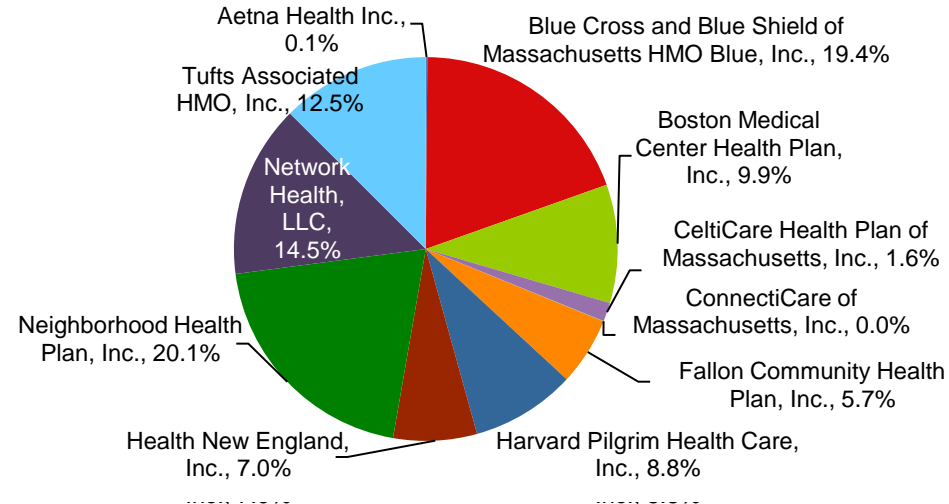
¹ Membership in plans offered by Minuteman Health, Inc. began January 1, 2014. All membership ceased as of December 31, 2017.

² Effective December 31, 2017, CeltiCare Health, Inc. ceased offering plans in Massachusetts and exited the Massachusetts market as of December 31, 2017.

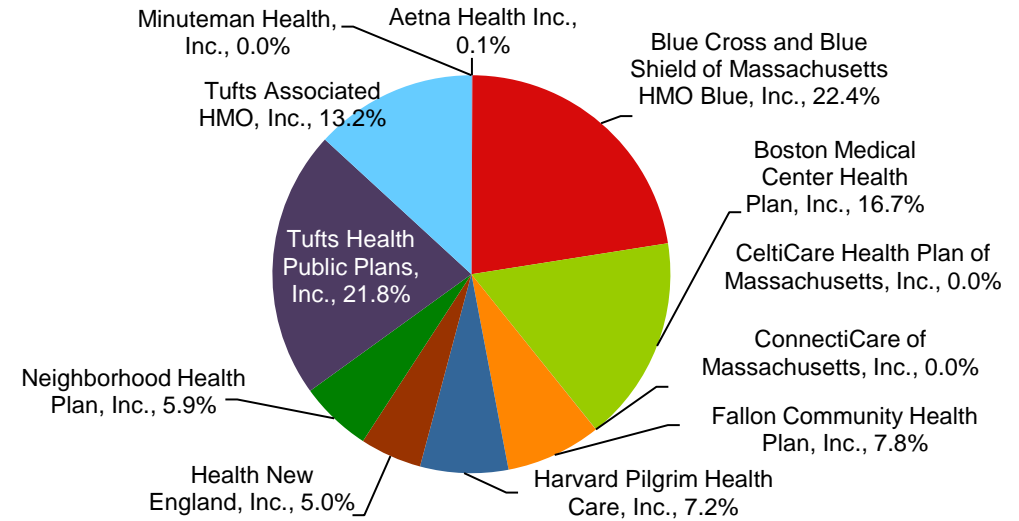
Total HMO Membership by Category of Business



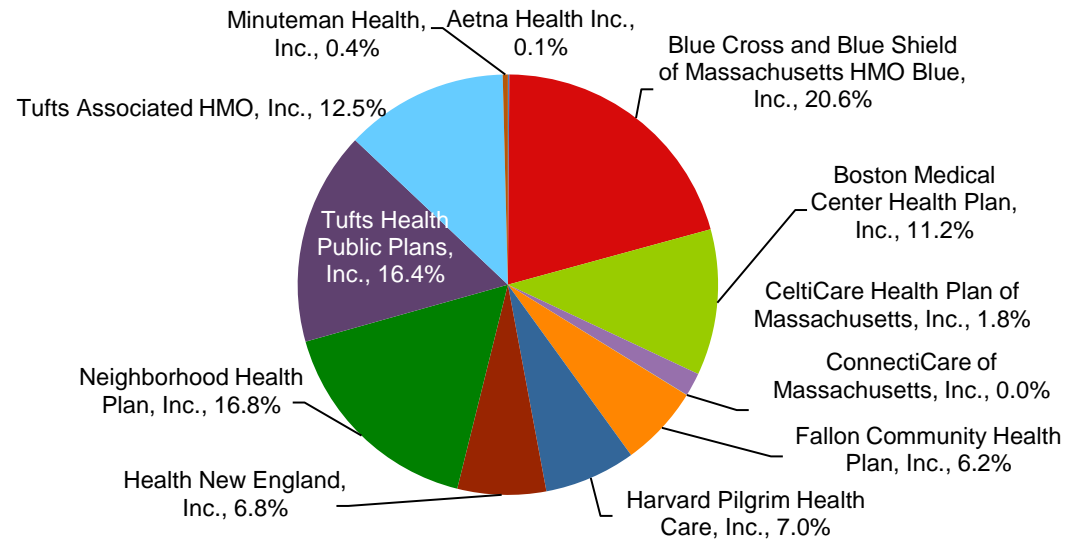
3rd Quarter 2016 Share of Massachusetts HMO Market



3rd Quarter 2018 Share of Massachusetts HMO Market



3rd Quarter 2017 Share of Massachusetts HMO Market



3rd Quarter 2019 Share of Massachusetts HMO Market

