

Massachusetts Division of Insurance
Quarterly Report of Health Maintenance Organization Membership in
Insured and Government Health Plans as of March 31, 2024^{1,2}

MEMBERSHIP TRENDS

Closed Network

COMPARISON OF 1st QUARTER MEMBERSHIP TO THOSE OF PRIOR THREE QUARTERS	2nd Quarter 2023 Members at End of Quarter	3rd Quarter 2023 Members at End of Quarter	4th Quarter 2023 Members at End of Quarter	1st Quarter 2024 Members at End of Quarter	Member Change from 4th Qtr. 2023 to 1st Qtr. 2024	Percent Change from 4th Qtr. 2023 to 1st Qtr. 2024	1st Quarter 2024 Share of Massachusetts Closed Network Market
Aetna Health, Inc. (a Connecticut corporation)	0	0	0	0	0	0.00%	0.00%
Aetna Health, Inc. (a Pennsylvania corporation)	456	111	193	216	23	11.92%	0.01%
Blue Cross and Blue Shield of Massachusetts HMO Blue, Inc.	306,419	306,632	302,713	296,954	(5,759)	-1.90%	14.64%
Boston Medical Center Health Plan, Inc. d/b/a Wellsense	658,485	640,833	598,064	604,336	6,272	1.05%	29.80%
Central Mass Health LLC d/b/a Mass Advantage ⁴	1,857	1,901	1,965	2,318	353	17.96%	0.11%
Commonwealth Care Alliance Massachusetts, LLC. ⁴	2,439	2,903	4,818	4,905	87	1.81%	0.24%
ConnectiCare of Massachusetts, Inc.	83	77	77	68	(9)	-11.69%	0.00%
eternalHealth, Inc. ⁴	171	167	173	639	466	269.36%	0.03%
Fallon Community Health Plan, Inc.	137,749	135,379	129,688	126,854	(2,834)	-2.19%	6.26%
Harvard Pilgrim Health Care, Inc.	144,595	144,524	149,611	151,272	1,661	1.11%	7.46%
Health New England, Inc.	112,779	108,972	106,141	101,270	(4,871)	-4.59%	4.99%
Humana Wisconsin Health Organization Insurance Corporation ⁴	0	0	0	0	0	0.00%	0.00%
Mass General Brigham Health Plan, Inc.	236,728	235,648	229,300	225,775	(3,525)	-1.54%	11.13%
Molina Healthcare of Wisconsin, Inc. d/b/a Senior Whole Health ⁴	260	294	349	344	(5)	-1.43%	0.02%
Tufts Associated HMO, Inc.	186,140	177,182	168,625	155,306	(13,319)	-7.90%	7.66%
Tufts Health Public Plans, Inc. (formerly Network Health, LLC)	299,118	312,914	316,122	324,266	8,144	2.58%	15.99%
UnitedHealthcare of Wisconsin, Inc.	18,675	19,718	20,317	25,023	4,706	23.16%	1.23%
WellCare Health Plans of Massachusetts, Inc. ⁴	8,615	9,009	8,984	8,254	(730)	-8.13%	0.41%
Totals	1,886,510	2,096,264	2,036,800	2,027,800	(9,340)	-0.46%	100.0%

¹ Information reported by HMOs as of the end of the third quarter of 2023 is based upon the Massachusetts Division of Insurance's "Guidelines for Reporting Membership & Utilization Statistics - Version 6.1" that instructs HMOs to exclude members for whom the HMO did not bear any financial risk.

² Starting with the first quarter of 2017, carriers no longer submit data for this report directly to the Division. Instead, the data shown in this report was produced by the Center for Health Information and Analysis using data submissions by the HMOs to the All-Payer Claims Database.

³ Always Health Partners, Inc. has notified the Division that it will be changing its name to Mass General Brigham Health Plan, Inc. as of January 1, 2023.

⁴ Central Mass Health, LLC d/b/a Mass Advantage, Commonwealth Care Alliance Massachusetts, LLC., eternalHealth, Inc.,UnitedHealthcare of Wisconsin, Inc., WellCare Health Plans of Massachusetts, Inc entered the Massachusetts market effective January 1st, 2022.

Massachusetts Division of Insurance
Quarterly Report of Health Maintenance Organization Membership in
Insured and Government Health Plans as of March 31, 2024^{1,2}

MEMBERSHIP TRENDS

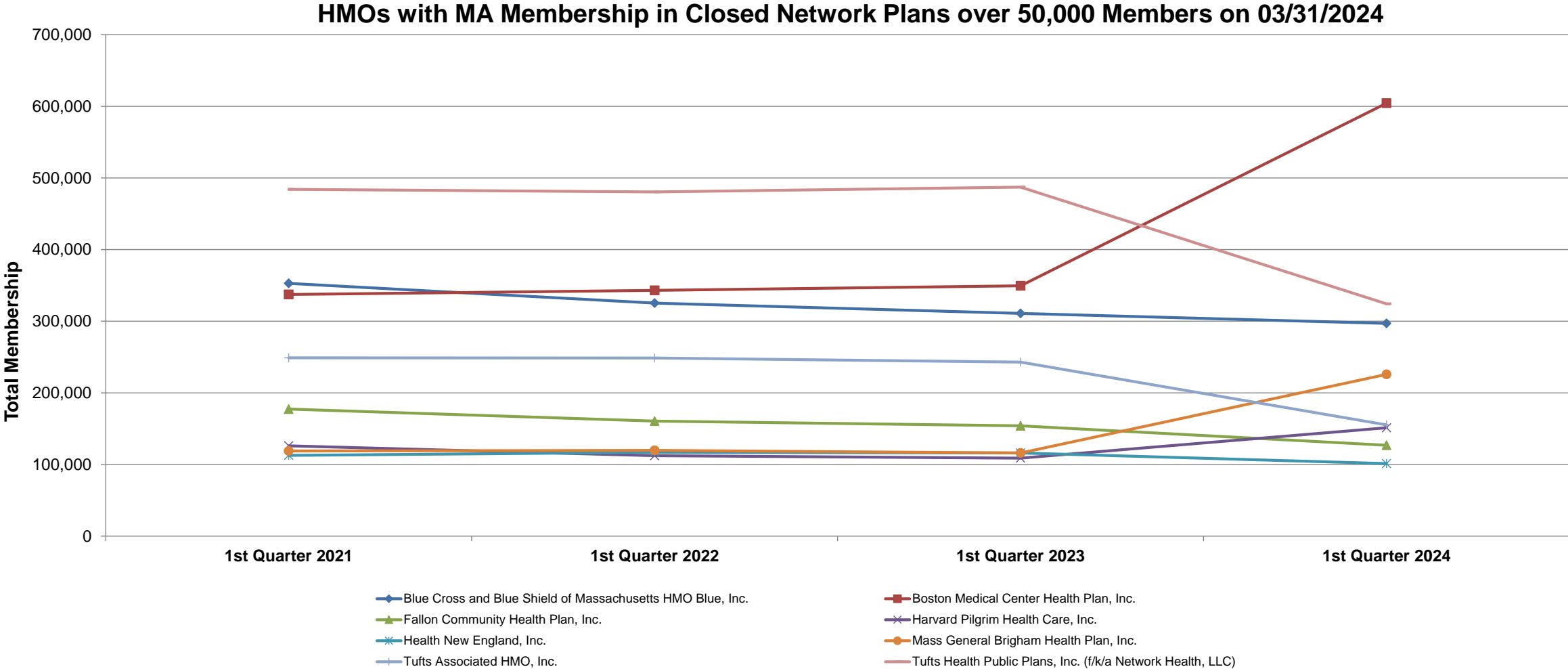
Preferred Network

COMPARISON OF 1st QUARTER MEMBERSHIP TO THOSE OF PRIOR THREE QUARTERS	2nd Quarter 2023 Members at End of Quarter	3rd Quarter 2023 Members at End of Quarter	4th Quarter 2023 Members at End of Quarter	1st Quarter 2024 Members at End of Quarter	Member Change 4th Qtr. 2023 to 1st Qtr. 2024	Percent Change 4th Qtr. 2023 to 1st Qtr. 2024	1st Quarter 2024 Share of Massachusetts PPO Market
Aetna Health, Inc. (a Connecticut corporation)	1,026	1,057	1,073	1,194	121	11.28%	0.48%
Blue Cross and Blue Shield of Massachusetts HMO Blue, Inc.	207,296	208,689	208,171	207,040	(1,131)	-0.54%	83.13%
ConnectiCare of Massachusetts, Inc.	48	49	49	47	(2)	-4.08%	0.02%
Harvard Pilgrim Health Care, Inc.	20,096	20,398	20,640	19,996	(644)	-3.12%	8.03%
Health New England, Inc.	8,358	10,396	10,359	10,316	(43)	-0.42%	4.14%
Mass General Brigham Health Plan, Inc.	2,014	2,199	2,382	3,354	972	40.81%	1.35%
Tufts Associated HMO, Inc.	1,922	2,191	2,598	7,099	4,501	173.25%	2.85%
Totals	225,701	244,979	245,272	249,046	3,774	1.54%	100.00%

¹ Information reported by HMOs as of the end of the third quarter of 2022 is based upon the Massachusetts Division of Insurance's "Guidelines for Reporting Membership & Utilization Statistics - Version 6.1" that instructs HMOs to exclude members for whom the HMO did not bear any financial risk.

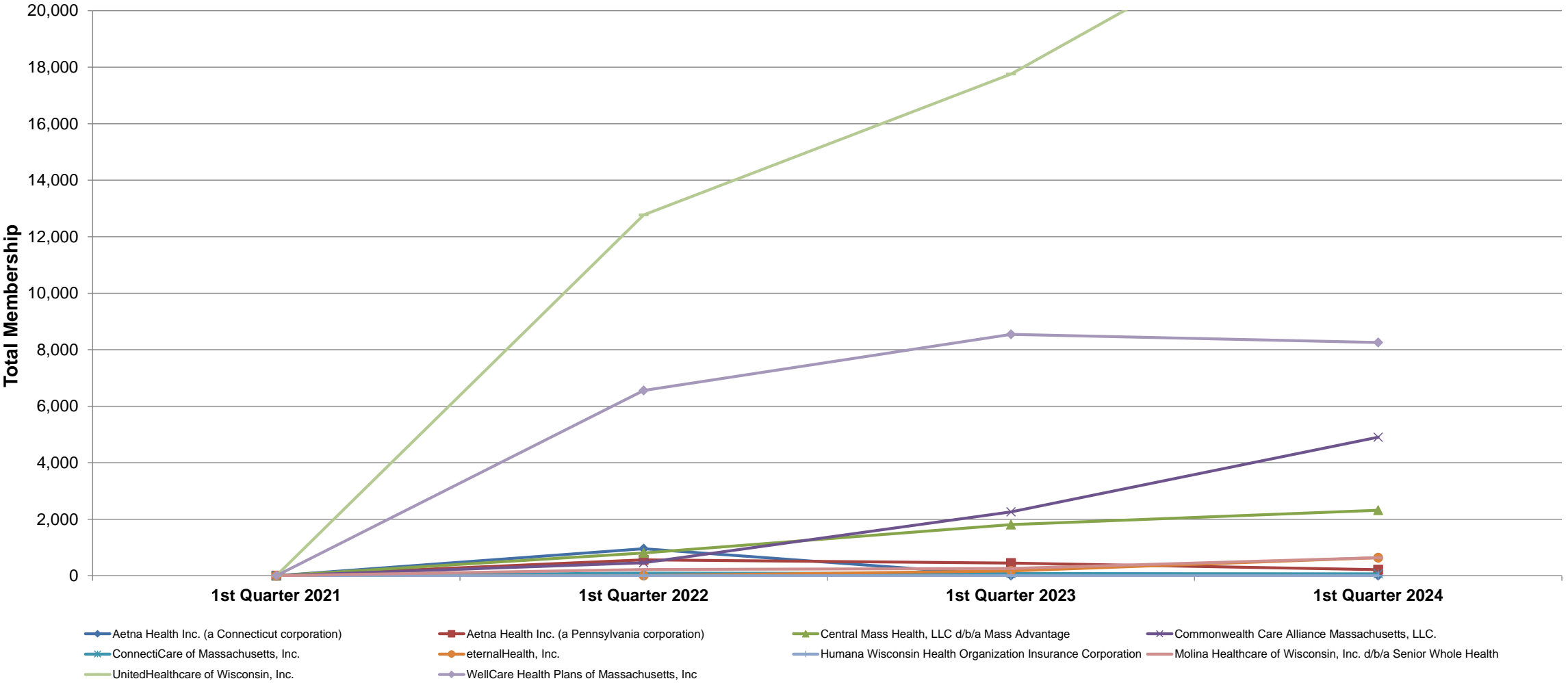
² Starting with the first quarter of 2017, carriers no longer submit data for this report directly to the Division. Instead, the data shown in this report was produced by the Center for Health Information and Analysis using data submissions by the HMOs to the All-Payer Claims Database.

MEMBERSHIP TRENDS



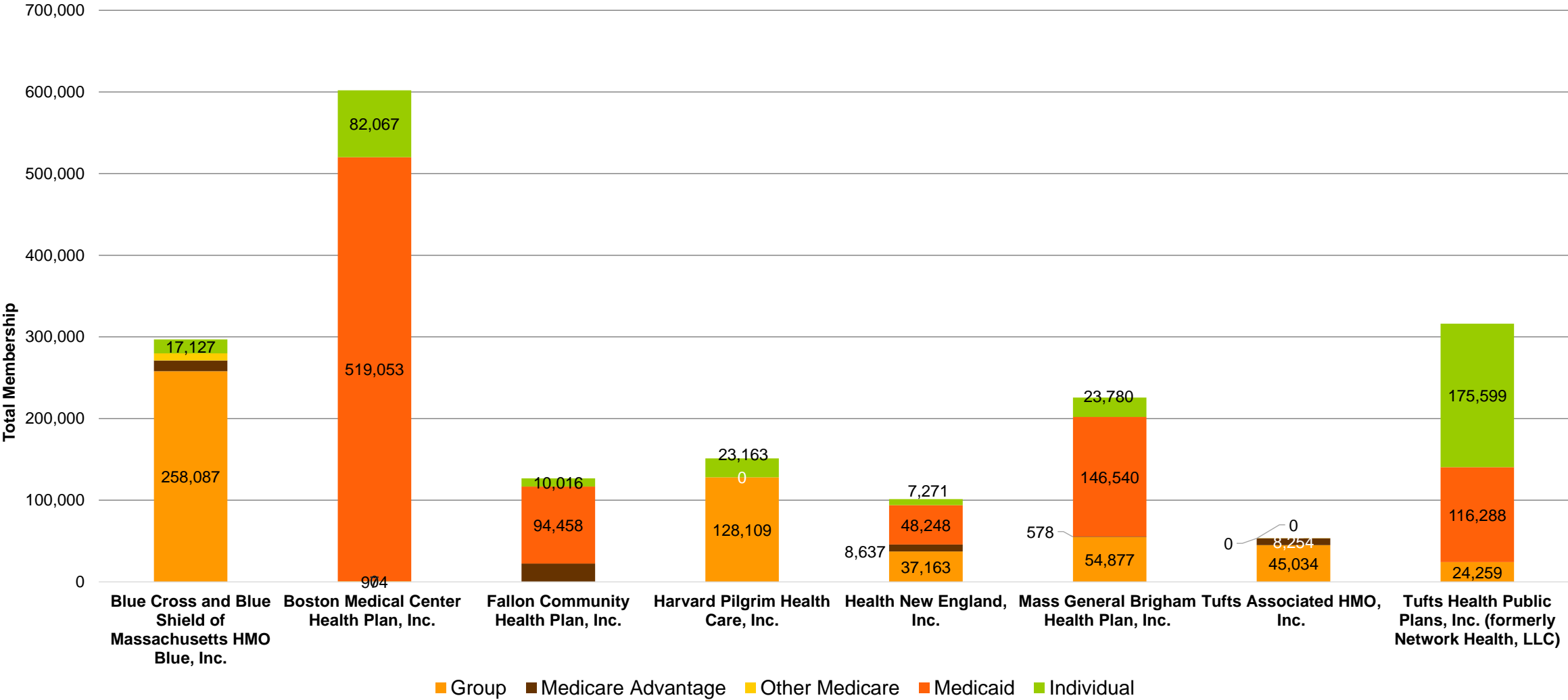
MEMBERSHIP TRENDS

HMOs with MA Membership in Closed Network Plans less than 50,000 Members on 03/31/2024



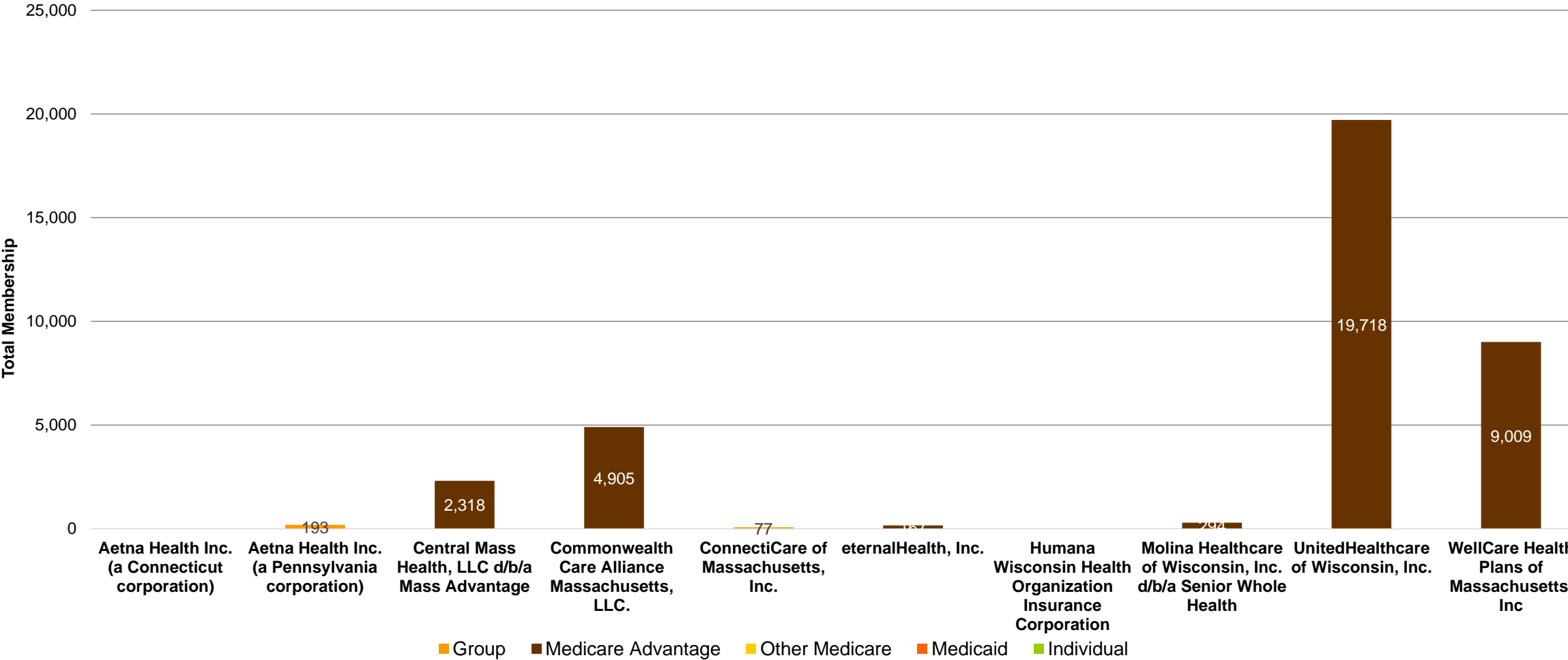
MEMBERSHIP TRENDS

HMOs with Massachusetts Membership over 50,00 Members on 03/31/2024



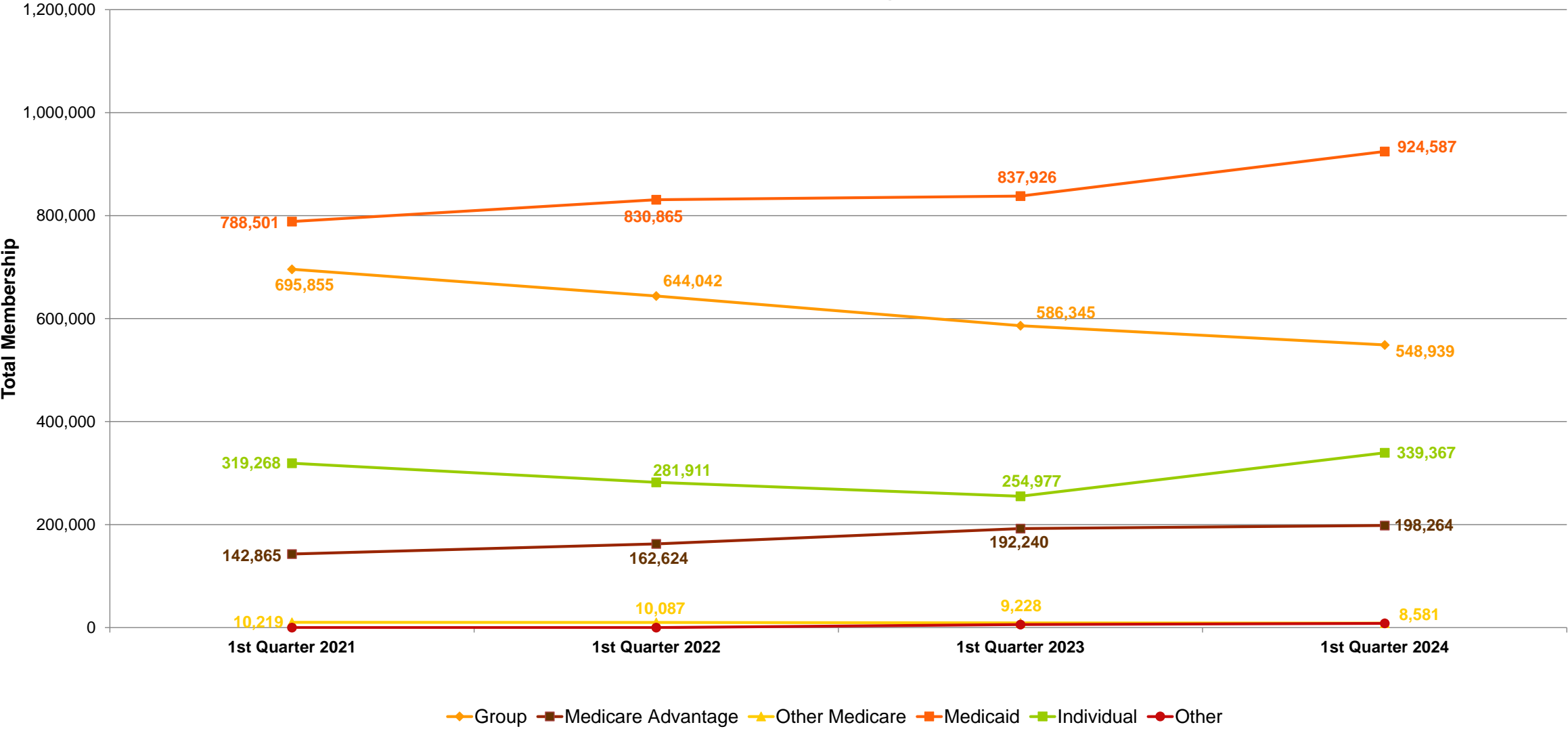
MEMBERSHIP TRENDS

HMOs with Massachusetts Membership less than 50,000 Members as of 03/31/2024

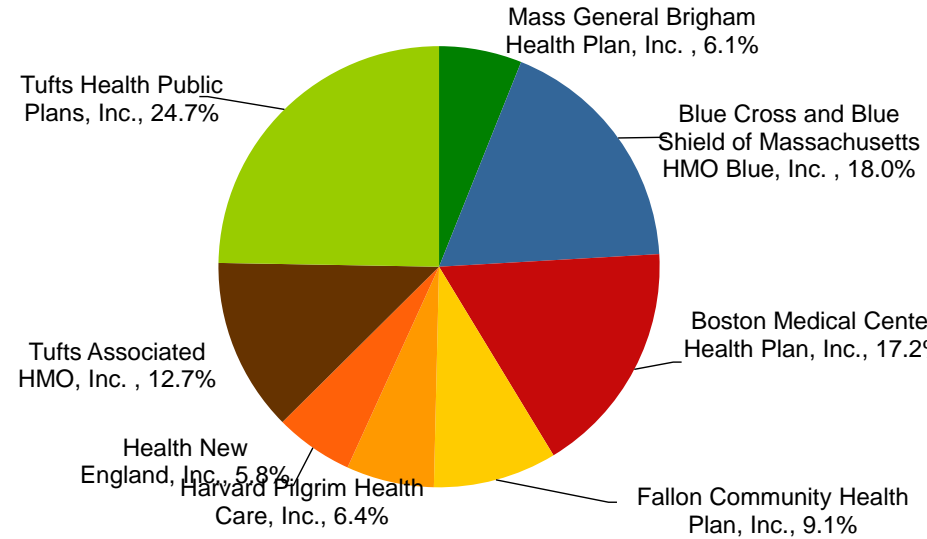


MEMBERSHIP TRENDS

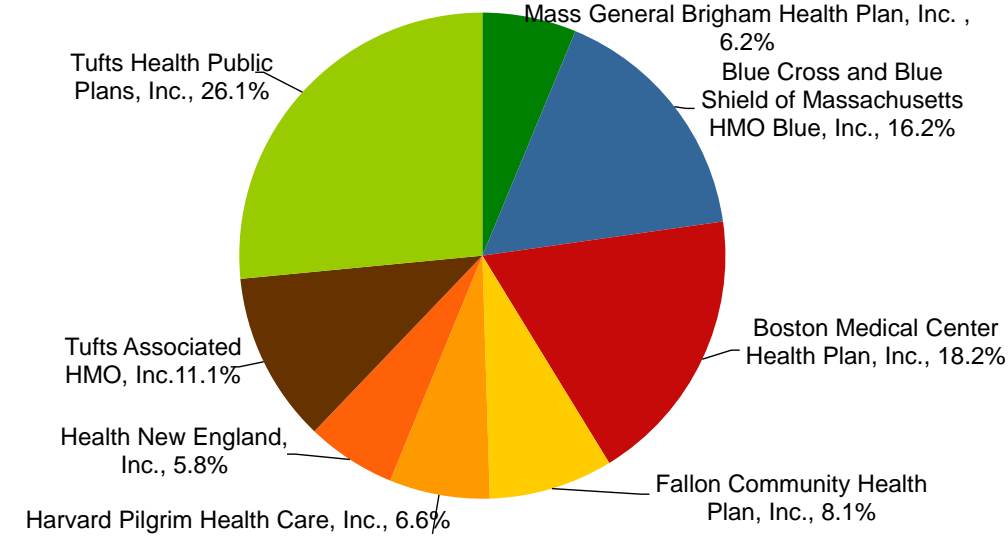
Total HMO Membership by Category of Business



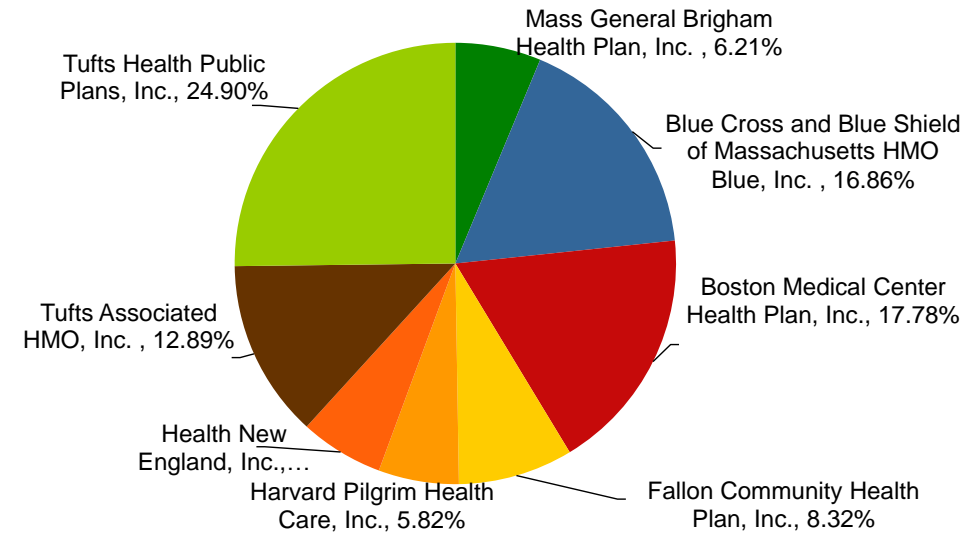
1st Quarter 2021 Share of Massachusetts HMO Market



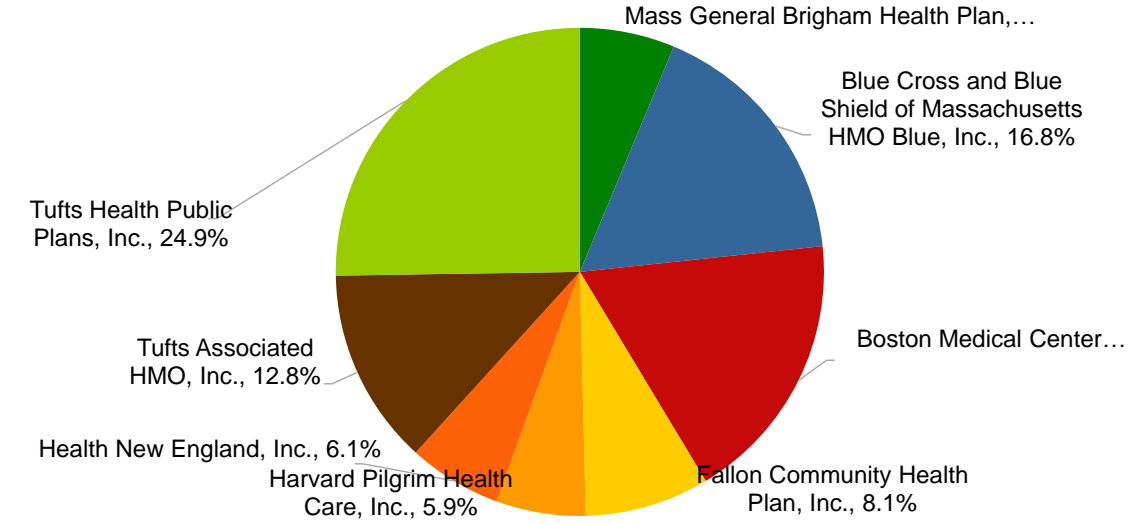
1st Quarter 2023 Share of Massachusetts HMO Market



1st Quarter 2022 Share of Massachusetts HMO Market



1st Quarter 2024 Share of Massachusetts HMO Market



¹Membership charts reflect those persons enrolled only in closed network plans; so-called "dual certificate option" plan (POS) members and insured preferred provider plan members are not included in this report.