

The Commonwealth of Massachusetts

RETURN

OF

Milford Water Company

TO THE

DEPARTMENT OF PUBLIC UTILITIES

OF MASSACHUSETTS

For the Year Ended December 31, 2019

Name of Officer to whom correspondence
should be addressed regarding this report:

David L. Condrey

Official title:

Manager

Office Address:

66 Dilla Street, Milford, MA 01757

[illegible][illegible]

* By G.L. c. 164 , § 83, each company must include on the Annual Return a "list of the names of all their salaried officers and the amount of the salary paid to each." In addition, by G.L. c. 164, § 77, the Department is required to include in its annual report "the names and addresses of the principal officers and the directors" of the companies subject to G.L. c. 164.

Page 103

General Information - Continued

1. Full corporate title company, Milford Water Company Telephone No. 508-473-5110
2. Location of principal business office, 66 Dilla Street, Milford, MA 01757
3. Date of organization, April 4, 1881
4. Date of incorporation, March 9, 1881
5. Whether incorporated under general or special law, Special
6. If under special law, give chapter and year of act, Chapter 77-1881
7. Give chapter and year of any subsequent special legislation affecting the Company, Chapter 188-April 11, 1881; Chapter 75-March 15, 1887; Chapter 113-Acts of 1992; Chapter 245-Acts of 1925; Chapter 568-Acts of 1948
8. Territory covered by charter rights, Town of Milford and parts of Hopedale with rights to take land in Hopkinton, MA
9. Capital stock authorized by charter, \$100,000 in 1881 plus \$100,000 in 1889 \$100,000 Chapter 113-Acts of 1992.
10. Capital stock issued prior to August 1, 1914 \$200,000
11. Capital stock issued with approval of Board of Gas and Electric Light Commissioners or the Department of Public Utilities since August 1, 1914, 6,000
shares of par value of \$50.00 each \$300,000
12. If additional stock has been issued during the last fiscal period, give the date, amount, and price thereof, the date or dates on which the same was paid in, and the number of shares so sold and the amounts realized:
D.P.U. No. 84-31
13. Management Fees and Expenses during the Year NONE
List all individuals, associations, corporations or concerns with whom the company has any contract or agreement, covering management or supervision of its affairs such as accounting, financing, engineering, construction, purchasing, operation and show the total amount paid to each for the year.
14. Date when Company first began to distribute and sell water, July 1, 1882
15. Total number of stockholders, Common - 21; Preferred A - 35; Preferred B - 9
16. Number of stockholders resident in Massachusetts, Common - 11; Preferred A - 26; Preferred B - 9
17. Amount of stock held in Massachusetts, number of shares, 15,482 amount, \$774,100.00

COMPARATIVE GENERAL BALANCE SHEET

The entries in this balance sheet should be consistent with those in the supporting schedules on the pages indicated.

Line No.	Balance at Beginning of Year (a)	Assets (b)	Balance at Close of Year (c)	Net Change During Year (d)
1		Investments		
2	51,246,514.30	101 - 113 Plant Investment (p 202)	54,462,833.86	3,216,319.56
3	1,054,625.07	114 - 119 General Equipment (p 202)	1,091,677.52	37,052.45
4	1,252,865.14	201 Unfinished Construction (p 202)	1,746,004.33	493,139.19
5		202 Miscellaneous Physical Property (p 203)		0.00
6		203 Other Investments (p 203)		0.00
7	53,554,004.51	Total Investments	57,300,515.71	3,746,511.20
8		Current Assets		
9	191,400.55	204 Cash	1,159,917.26	968,516.71
10	0.00	205 Special Deposits	0.00	0.00
11	0.00	206 Notes Receivable	0.00	0.00
12	1,105,196.76	207 Accounts Receivable	1,041,294.56	(63,902.20)
13	0.00	208 Interest and Dividends Receivable	0.00	0.00
14	93,366.64	209 Materials and Supplies	100,028.91	6,662.27
15	0.00	210 Other Current Assets	0.00	0.00
16	1,389,963.95	Total Current Assets	2,301,240.73	911,276.78
17		Reserve Funds		
18	0.00	211 Sinking Funds	0.00	0.00
19	0.00	212 Insurance and Other Funds	0.00	0.00
20	0.00	Total Reserve Funds	0.00	0.00
21		Prepaid Accounts		
22		213 Prepaid Insurance		0.00
23	0.00	214 Prepaid Interest	0.00	0.00
24	67,635.69	215 Other Prepayments	60,542.54	(7,093.15)
25	67,635.69	Total Prepaid Accounts	60,542.54	(7,093.15)
26		Unadjusted Debits		
27	146,932.08	216 Unamortized Dept Discount Exp (p 203)	107,197.94	(39,734.14)
28	699,627.75	217 Property Abandoned	533,700.03	(165,927.72)
29	1,126,741.09	218 Other Unadjusted Debits (p 203)	963,748.35	(162,992.74)
30	1,973,300.92	Total Unadjusted Debits	1,604,646.32	(368,654.60)
31				
32	56,984,905.07	Grand Total	61,266,945.30	4,282,040.23

Page 201

COMPARATIVE GENERAL BALANCE SHEET

The entries in this balance sheet should be consistent with those in the supporting schedules on the pages indicated.

Line No.	Balance at Beginning of Year (a)	Assets (b)	Balance at Close of Year (c)	Net Change During Year (d)
1		Capital Stock		
2				
3	400,000	301 Common Stock (p 204)	400,000	-
4	100,000	302 Preferred Stock (p 204)	100,000	-
5	274,100	303 Employees' Stock (p 204)	274,100	-
6	774,100	Total Capital Stock	774,100	-
7				
8		304 Premium on Capital Stock		
9				
10		Bonds, Coupon, and Long Term Notes		
11				
12	1,294,000.00	305 Bonds (p 204)	1,645,414.55	351,414.55
13	15,975,082.86	306 Coupon and Long Term Notes (p 204)	14,681,082.78	(1,294,000.08)
14	17,269,082.86	Total Bonds, Coupons, and Long Term Notes	16,326,497.33	(942,585.53)
15		Current Liabilities		
16	632,692.79	307 Notes Payable (p 205)	1,553,992.45	921,299.66
17	172,658.27	308 Accounts Payable	330,102.03	157,443.76
18	53,248.66	309 Customers' Deposits	630,657.87	577,409.21
19	0.00	310 Matured Interest Unpaid	0.00	0.00
20	0.00	311 Dividends Declared	0.00	0.00
21	0.01	312 Other Current Liabilities	0.01	0.00
22	858,599.73	Total Current Liabilities	2,514,752.36	1,656,152.63
23		Accrued Liabilities		
24	1,746,505.94	313 Tax Liability	2,302,053.94	555,548.00
25	(129,966.30)	314 Interest Accrued	(109,451.06)	20,515.24
26	1,226,602.44	315 Other Accrued Liabilities	1,500,265.14	273,662.70
27	2,843,142.08	Total Accrued Liabilities	3,692,868.02	849,725.94
28		Unadjusted Credits		
29		316 Premium on Bonds (p 205)		0.00
30	20,675.83	317 Other Unadjusted Credits (p 205)	19,130.83	(1,545.00)
31	20,675.83	Total Unadjusted Debits	19,130.83	(1,545.00)
32		Reserves		
33		318 Insurance and Casualty Reserves		0.00
34	13,364,688.80	319 Depreciation Reserve (p 206)	14,505,550.40	1,140,861.60
35	4,000.00	320 Other Reserves	4,000.00	0.00
36	13,368,688.80	Total Reserves	14,509,550.40	1,140,861.60
37		Appropriated Surplus		
38		321 Sinking Fund Reserves		
39	8,615,070.16	323 Contributions for Extensions	9,075,608.72	460,538.56
40		324 Surplus Invested in Plant		0.00
41	8,615,070.16	Total Appropriated Surplus	9,075,608.72	460,538.56
42	13,235,545.61	400 Profit and Loss Balance (p 301)	14,354,437.64	1,118,892.03
43	21,850,615.77	Total Corporate Surplus	23,430,046.36	1,579,430.59
44				
45	56,984,905.07	Grand Total	61,266,945.30	4,282,040.23

Page 202

PLANT INVESTMENT ACCOUNTS

Show for all items of plant, classified in accordance with the prescribed Uniform System of Accounts, the particulars called for by the column headings.

Credits in column (d) for plant retired during the year should be fully explained in a footnote. Column (e), "Adjustments During Year" should be interpreted to mean modifications of entries made in prior accounting periods. When any adjusting entry is made in Column (e), the credit to the account should be shown in red; in case the amount is transferred to some other account in the same schedule, the debit amount should appear in the same column in black.

When the whole or any part of "Unfinished Construction" is transferred to the Plant accounts, the amounts transferred should appear in Column (e) in red and the amounts should appear in Column (c) in black.

Line No.	Name of Account (a)	Balance at Beginning of Year (b)	Additions During Year (c)	Plant Retired During Year (d)	Adjustments During Year (e)	Balance at Close of Year (f)
1	Intangible Property					
2	Organization	-				
3	Misc Intangible Invest	-				
4	Total Intangible Property	-	-	-	-	-
5	Tangible Property					
6	Land	1,982,808.40				1,982,808.40
7	Structures	24,243,558.37	1,234,790.16			25,478,348.53
8	Pumping Plant Equipment	925,314.28	8,615.00			933,929.28
9	Misc. Pumping Plant Equipment	496,964.16				496,964.16
10	Purification System	2,425,398.58				2,425,398.58
11	Transmission and Distribution Mains	14,743,587.24	297,352.40			15,040,939.64
12	Services	2,884,101.29	1,484,354.61			4,368,455.90
13	Consumers' Meters	1,786,267.34	203,583.69	(46,998.01)		1,942,853.02
14	Consumers' Meter Installation	174,784.35	261.45			175,045.80
15	Hydrants	1,492,083.63	36,400.47	(2,040.21)		1,526,443.89
16	Fire Cisterns, Basins, Fountains	0.00				0.00
17	Water Rights	16,740.94				16,740.94
18	Miscellaneous Expenditures	74,905.72				74,905.72
19	Total Plant Investment	51,246,514.30	3,265,357.78	(49,038.22)	0.00	54,462,833.86
20	General Equipment					
21	Office Equipment	322,985.78	40,339.00	(9,635.00)		353,689.78
22	Shop Equipment	13,379.08	6,348.45			19,727.53
23	Stores Equipment	5,160.69				5,160.69
24	Transportation Equipment	408,513.87				408,513.87
25	Laboratory Equipment	12,215.59				12,215.59
26	Miscellaneous Equipment	292,370.06				292,370.06
27	Total General Equip	1,054,625.07	46,687.45	(9,635.00)	0.00	1,091,677.52
28	Unfinished Construction	1,252,865.14	3,795,739.29		(3,302,600.10)	1,746,004.33
29	Total Cost of All Property	53,554,004.51	7,107,784.52	(58,673.22)	(3,302,600.10)	57,300,515.71
30	Assessed Value of Real Estate	19,857,300			63,300	19,920,600
31	Assessed Value of Other Property	5,063,838				5,063,838
32	Total Assessed Value	24,921,138				24,984,438

Page 203

MISCELLANEOUS PHYSICAL PROPERTY

Give particulars of all investments of the respondent in physical property not devoted to utility operation.

Line No.	Description and Location of Miscellaneous Physical Property Held End of Year (a)	Book Value at End of Year (b)	Revenue for the Year (c)	Expense for the Year (d)	Net Revenue for the Year (e)
1					
2					
3					
4					
5	Totals	\$ -	\$ -	\$ -	\$ -

OTHER INVESTMENTS

Give particulars of investments in stocks, bonds, etc., held by the respondent at end of year.

	Description of Security held by Respondent (a)	Amount (b)
6		\$
7		
8		
9	TOTAL	

UNAMORTIZED DEBT DISCOUNT AND EXPENSE

Give an analysis of the respondent's accodiscount and/or expense on bonds, coupon, or short term notes.

If the account represents only the expense incurred in connection with the issue, the word "Discount" should be erased. Entires in Column (d) should be consistent with the returns made on page 301, Schedules of Income and Profit and Loss.

Line No.	Name of Security (a)	Unextinguished Discount at Beginning of Year (b)	Discount on Bonds, etc. Issued During Year (c)	Discount Written Off During Year (d)	Unextinguished Discount at Close of Year (e)
10	Refinancing Long-Term Debt	\$38,134.17		(\$13,459.20)	\$24,674.97
11	Financing New Treatment Plant	\$55,973.31		(\$15,621.24)	\$40,352.07
12	\$7m Financing	\$52,824.60		(\$10,653.70)	\$42,170.90
13					
14					
15	Totals	\$146,932.08	\$ -	\$ (39,734.14)	\$ 107,197.94

OTHER UNADJUSTED DEBITS

Give an analysis of the above-entitled account as close of year, showing in detail each item or subaccount amounting to \$500 or more. Items less than \$500 may be combined in a single entry "Minor Items.....in number, each less than \$500," giving the number of items thus combined.

Line No.	Description and Character of Unadjusted Debits (a)	Balance at Beginning of Year (b)	Amount Added During Year (c)	Amount Written Off During Year (d)	Balance at Close of Year (e)
16	Rate Case Expense	\$338,311.47		(\$74,251.80)	\$264,059.67
17	Recondition Bear Hill Standpipe	\$121,369.23		(\$21,417.96)	\$99,951.27
18	Slow Sand Filters 5 & 6	\$12,526.85		(\$5,781.96)	\$6,744.89
19	North Pond Water Shed	\$7,681.83		(\$3,543.96)	\$4,137.87
20	Louisa Lake Project	\$646,851.71		(\$97,027.80)	\$549,823.91
21	2019 AG 18-15 Tax Rate Adjustment		\$39,030.74		\$39,030.74
	Totals	\$1,126,741.09	\$ 39,030.74	\$ (202,023.48)	\$ 963,748.35

Page 204

CAPITAL STOCK

Give particulars of the various issues of capital stock of the respondent, as called for in the following schedule.

In stating the amount of Capital Stock authorized in Column (d) show only the amount authorized by the regulatory body.

Line No.	Description (a)	Number of Shares Authorized (b)	Par Value of One Share (c)	Amount of Capital Stock Authorized (d)	Amount Actually Outstanding at End of Year (e)	Total Premium at End of Year (f)
1	Capital Stock: Common,	8,000	\$50.00	\$ 400,000	\$400,000	
2	Preferred, A	2,000	\$50.00	100,000	\$100,000	
3	Preferred, B	5,482/6,000	\$50.00	274,100	\$274,100	
4						
5	TOTALS			\$ 774,100	\$774,100	\$ -

BONDS, COUPON, AND LONG TERM NOTES.

Give particulars of various issues of bonds, coupon, and long term notes as called for in the following schedule, giving the names of any underlying issues that may have been assumed by the respondent. The total of Col (b) should be consistent with return made on page 301, Income Schedule (line 20).

Line No.	Name and Character of Obligation (a)	Date of Issue (b)	Date of Maturity (c)	Par Value Authorized (d)	Par Value Actually Outstanding at End of Year (e)	Interest Provisions		Interest Accrued During Year Charged to Income (h)	Interest Paid During Year (i)
						Rate Per Cent. (f)	Dates Due (g)		
6	Mortgage Bonds:								
7									
8									
9									
10	Total Bonds,								
11	Coupon and Long Term Notes:								
12	People's United Bank 2.5m	10/18/2011	10/18/2021	\$2,500,000.00	1,479,166.34	4.28	18th	\$67,122.68	\$67,122.68
13	People's United Bank 20m	10/18/2011	7/12/2022	\$20,000,000.00	13,939,166.44	3.71	18th	\$636,123.08	\$636,123.08
14	People's United Bank 1.965	10/18/2011	10/18/2021	\$1,965,000.00	556,750.00	3.51	18th	\$23,597.19	\$23,597.19
15	People's United Bank 7m	12/19/2018	12/31/2024	\$7,000,000.00	1,905,407.00	3.98	31st	\$53,024.97	\$53,024.97
16									
17	Total Coupon and Long Term Notes			\$31,465,000.00	17,880,489.78			\$779,867.92	\$779,867.92
18	GRAND TOTAL							Totals	\$779,867.92

SUNDRY CURRENT LIABILITIES						
Line No.	NOTES PAYABLE					
	Name of Creditor (a)	Date of Issue (b)	Date of Maturity (c)	How Secured (d)	Rate of Interest (e)	Amount (f)
1						
2						
3						
4						
5						
6						
7						
8				TOTAL		
PREMIUM ON BONDS						
Give an analysis of the respondent's accounts covering premium on bonds or other evidences of indebtedness. Entries in Column (d) should be consistent with the returns made on page 301, Schedules of Income and Profit and Loss.						
	Name of Security (a)	Unextinguished Premium at Beginning of Year (b)	Premium on Bonds Issued During Year (c)	Premium Written Off During Year (d)	Unextinguished Premium at End of Year (e)	
9		\$	\$	\$	\$	
10						
11						
12	TOTALS					
OTHER UNADJUSTED CREDITS						
Give the names in Column (a) and indicate the character, in Column (b) of the several subaccounts that appear as "Other Unadjusted Credits." For items less than \$1,000, a single entry may be made under the caption "Minor accounts.....in number, each less than \$1,000," stating the number.						
	Name of Subaccount (a)	Character of Subaccount (b)	Amount (c)			
13	Unamortized Investment Credit	Credit on Income Tax 1926 - 1999	\$119,538.99			
14		2000-2016	(\$95,485.88)			
15		2017	(\$1,781.28)			
16		2018	(\$1,596.00)			
17		2019	(\$1,545.00)			
18		TOTAL	\$19,130.83			

Page 206

DEPRECIATION RESERVE

Show below the amount credited during the year to Depreciation Reserve, and the amount charged to Depreciation Reserve on account of property retired. Also the balance in the account at the close of the year.

Line No.	(a)	Amount (b)
1	Balance at beginning of year	\$13,364,688.80
2	Credits to Depreciation Reserve during year:	
3	Acct. 610-10 Depreciation	\$1,176,248.39
4	Other Accounts	
5		
6	TOTAL CREDITS DURING YEAR	\$14,540,937.19
7	Net Charges for Plant Retired:	
8	Book Cost of Plant Retired	\$35,386.79
9	Cost of Removal	
10	Salvage (credit in red)	
11		
12	NET CHARGES DURING YEAR	\$14,505,550.40
13	Balance December 31, 2018	

BASES OF DEPRECIATION CHARGES

Give in detail the rule and rates by which the respondent determined the amount charged to operating expenses and other accounts, and credited to Depreciation Reserve. Report also the depreciation taken for the year for federal income tax purposes.

14	
15	
16	
17	
18	
19	

Page 301

INCOME STATEMENT FOR THE YEAR

Give the Income Account of the respondent for the year ended December 31, in accordance with the Uniform System of Accounts for Water Companies

Line No.	Account No.	Item (a)	Amount (b)	Comparison with Previous Year (c)
1		Operating Income		
2	500	Operating Revenues (p 302)	\$7,626,193.68	\$695,407.21
3	600	Operating Expenses (p 302-303)	\$4,119,293.49	\$101,931.40
4		Net Operating Revenues	\$3,506,900.19	\$593,475.81
5	550	Uncollectible Operating Revenues	\$52.10	(\$1,753.12)
6	551	Taxes (p 303)	\$1,458,879.81	\$397,353.35
7		Net Operating Income	\$2,047,968.28	\$197,875.58
8		Non-Operating Income		
9	560	Merchandising and Jobbing Revenue*	\$72,223.46	\$1,486.64
10	561	Rent from Appliances	\$0.00	\$0.00
11	562	Miscellaneous Rent Income	\$0.00	\$0.00
12	563	Interest and Dividend Income	\$1,352.39	\$558.91
13	564	Inc. from Sink. And Other Res. Funds	\$0.00	\$0.00
14	565	Amortization of Premium on Bonds (p. 204)	\$0.00	\$0.00
15	566	Miscellaneous Non-operating Income	\$28,841.65	(\$14,228.67)
16		Total Non-operating Income	\$102,417.50	(\$12,183.12)
17		Total Gross Income	\$2,150,385.78	\$185,692.46
18		Deductions From Gross Income		
19	575	Miscellaneous Rents	\$0.00	\$0.00
20	576	Interest on Bonds and Coupon Notes	\$683,406.87	(\$104,296.99)
21	577	Miscellaneous Interest Deductions	\$64,641.74	\$45,243.91
22	578	Amortization of Discount (p 203)	\$39,734.14	\$10,209.80
23	579	Miscellaneous Deductions from Income	\$0.00	\$0.00
24		Total Deductions from Gross Income	\$787,782.75	(\$48,843.28)
25		Income Balance Transferred to Profit and Loss	\$1,362,603.03	\$234,535.74

Profit and Loss Statement

Show hereunder the items of the Profit and Loss Account of the respondent, classified in accordance with the Uniform System of Accounts for Water Companies.

	Account Number	Item	Debits	Credits
26		Credits		
27	401	Credit Balance at Beginning of Fiscal Period (p 201)		\$13,235,545.61
28	402	Credit Balance transferred from Income Acct (p301)		\$1,362,603.03
29	403	Miscellaneous Credits (note)		(\$187,665.00)
30		Debits		
31	411	Debit Balance at Beginning of Fiscal Period (p 201)		
32	412	Debit Balance transferred from Income Acct (p 301)		
33	413	Surplus applied to Sinking Fund and Other Reserves		
34	414	Dividend Appropriations of Surplus (p 302)	\$56,046.00	
35	415	Appropriations of Surplus for Depreciation (p 204)		
36	416	Discn't on Bonds Extins'd through Surplus (p 203)		
37	417	Other Deductions from Surplus (note)		
38	418	Appropriations of Surplus for Construction	\$14,354,437.64	
39		Balance Carried Forward to Balance Sheet		
40		Totals	\$14,410,483.64	\$14,410,483.64

41 (Note) Explain below amounts entered as Other Deductions form Surplus or Miscellaneous Credits:

42 Pension Liability per pension confirm.

43

44

45

*In case the Merchandising and Jobbing business shows a loss, the amount should appear in red.

Page 302

OPERATING REVENUES

State the operating revenues of the respondent for the year ended December 31, classified in accordance with the Uniform System of Accounts.

Line No.	Class of Water Operating Revenue (a)	Amount of Revenue For Year (b)	Comparison with Revenue of Previous Year (c)
1	REVENUES FROM SALE OF WATER		
2	501 Metered Sales to General Consumers	\$6,307,409.88	\$552,445.35
3	502 Flat-rate Sales to General Consumers	\$546.56	\$63.99
4	503 Sales to Other Water Companies	\$66,187.80	\$4,207.50
5	504 Municipal Hydrants	\$950,783.28	\$106,227.69
6	505 Miscellaneous Municipal Revenues	\$272,345.12	\$32,410.18
7	Total Revenues from Water Operations	\$7,597,272.64	\$695,354.71
8	MISCELLANEOUS REVENUES		
9	506 Rent from Property Unused in Operation	\$28,910.52	\$0.00
10	507 Miscellaneous Operating Revenues	\$10.52	\$52.50
11	Total Revenues from Miscellaneous Operation	\$28,921.04	\$52.50
12	Total Operating Revenues	\$7,626,193.68	\$695,407.21

DIVIDENDS DECLARED DURING THE YEAR

Give particulars of dividends on each class of stock during the year, and charged to Profit and Loss. This schedule shall include only dividends that have been declared by the Board of Directors during the fiscal year.

Line No.	Name of Security on which Dividend was Declared (a)	Rate Per Cent		Amount of Capital Stock on which Dividend was Declared (d)	Amount of Dividend (e)	Declared (f)	Payable (g)
		Regular (b)	Extra (c)				
13	Common	42		\$400,000	\$16,800		5/13/2019
14	Common	42		\$400,000	\$16,800		10/31/2019
15	Preferred, Class A	30		\$100,000	\$3,000		5/13/2019
16	Preferred, Class A	30		\$100,000	\$3,000		10/31/2019
17	Preferred, Class B	30		\$190,500	\$8,223		5/13/2019
18	Preferred, Class B	30		\$190,500	\$8,223		10/31/2019
19							
20							
21							
22							
23	TOTALS			TOTAL	\$56,046.00		

Page 303

OPERATING EXPENSES

(For companies having average operating revenues of more than \$15,000.)

State the operating expenses of the respondent for the year ended December 31, 2019 classifying them in accordance with the Uniform System of Accounts.

Line No.	Account No.	Name of Operating Expense Account (a)	Amount of Operating Expense For Year (b)	Comparison with Previous Year (c)
1		Source of Water Supply Expenses		
2	601-1	Maintenance of Water Supply Buildings and Fixtures	\$180.63	\$180.63
3	601-2	Maintenance of Surface Source of Supply Facilities	\$24,766.42	\$6,459.22
4	601-3	Maintenance of Ground Source of Water Supply	\$97,291.38	\$64,923.92
5		Total Source of Water Supply Expenses	\$122,238.43	\$71,563.77
6	602	Water Purchased for Resale	\$6,402.76	(\$344.31)
7		Pumping Expenses		
8	603-1	Pumping Labor	\$25,935.07	\$97.71
9	603-2	Boiler Fuel	\$40,486.09	\$3,917.47
10	603-3	Water for Steam	\$0.00	\$0.00
11	603-4	Electric Power Purchased	\$266,932.73	(\$34,049.68)
12	603-5	Miscellaneous Pumping Station Supplies and Expenses	\$9,089.55	(\$414.66)
13	604-1	Maintenance of Power Pumping Buildings and Fixtures	\$16,681.48	(\$5,633.99)
14	604-2	Maintenance of Pumping Equipment	\$10,750.19	\$9,056.99
15	604-3	Maintenance of Miscellaneous Pumping Plant Equipment	\$1,080.00	\$468.15
16		Total Pumping Expenses	\$370,955.11	(\$26,558.01)
17		Purification Expenses		
18	605-1	Purification Labor	\$163,734.99	\$2,406.75
19	605-2	Purification Supplies and Expenses	\$292,209.18	(\$34,792.47)
20	606-1	Maintenance of Purification Buildings and Fixtures	\$21,409.64	(\$199.74)
21	606-2	Maintenance of Purification Equipment	\$97,417.69	(\$3,783.97)
22		Total Purification Expenses	\$574,771.50	(\$36,369.43)
23		Transmission and Distribution Expenses		
24	607	Inspecting Customers' Installations	\$1,906.41	(\$721.46)
25	608	Miscellaneous Trans and Dist Supplies and Expenses	\$67,760.90	(\$4,558.35)
26	609-1	Maintenance of Trans and Dist Buildings and Expenses	\$5,919.43	(\$7,204.61)
27	609-2	Maintenance of Trans and Dist Mains	\$31,361.83	(\$38,933.94)
28	609-3	Maintenance of Storage, Reservoirs, Tanks, and Standp	\$37,245.09	(\$24,378.53)
29	609-4	Maintenance of Services	\$79,918.35	(\$8,639.59)
30	609-5	Maintenance of Meters	\$18,467.82	\$444.55
31	609-6	Maintenance of Hydrants	\$50,589.06	\$14,270.00
32	609-7	Maintenance of Fountains and Troughs	\$0.00	\$0.00
33		Total Trans and Dist Expenses	\$293,168.89	(\$69,721.93)
34		General and Miscellaneous Expenses		
35	610-1	Salaries of General Officers and Clerks	\$601,974.12	\$51,776.02
36	610-2	General Office Supplies and Expenses	\$161,712.53	\$16,018.03
37	610-3	Law Expenses - General	\$32,858.55	(\$8,096.85)
38	610-4	Insurance	\$316,586.86	\$17,881.29
39	610-5	Accidents and Damages	\$3,378.34	\$655.39
40	610-6	Store Expenses	\$4,982.77	\$73.48
41	610-7	Transportation Expenses	\$66,810.13	\$6,493.28
42	610-8	Inventory Adjustments	\$932.80	\$1,129.18
43	610-9	Maintenance of General Structure	\$54,541.66	(\$1,947.44)
44	610-10	Depreciation	\$1,176,248.39	(\$2,519.36)
45	610-11	Miscellaneous General Expenses	\$331,730.65	\$81,898.29
46		Total General and Miscellaneous Expenses	\$2,751,756.80	\$163,361.31
47		Grand Total Operating Expenses	\$4,119,293.49	\$101,931.40

Page 303A

OPERATING EXPENSES

(For companies having average operating revenues not exceeding \$15,000)

State the operating expenses of the respondent for the year ended December 31, classified in accordance with the Uniform System of Accounts.

Line No.	Account No.	Name of Operating Expense Account (a)	Amount of Operating Expenses for Year (b)	Comparison with Previous Year (c)
25	601	Maintenance of Water Supply		-
26	602	Water Purchased for Resale		-
27	603	Pumping Labor, Supplies, and Expenses		
28	604	Maintenance of Pumping Plant		
29	605	Purification Labor, Supplies, and Expenses		
30	606	Maintenance of Purification Buildings and Equipment	-	-
31	607	Inspecting Customers' Installations		
32	608	Miscellaneous Trans and Dist Supplies and Expenses		
33	609	Maintenance of Trans and Dist System		
34	610-10	Depreciation		-
35	610-1-11	Miscellaneous General Expenses	-	-
36			-	-
37	Total Operating Expenses			

TAXES

Line No.	Kind of Tax	Federal	State	Municipal	Total
48	RE Taxes Hopkinton			\$54,200.27	\$54,200.27
49	Personal Prop Hopkinton			\$177.58	\$177.58
50	RE Taxes Milford			\$507,033.50	\$507,033.50
51	Personal Prop Milford			\$155,599.67	\$155,599.67
52	Payroll Taxes	\$73,294.88	\$9,600.58		\$82,895.46
53	State Income Taxes		\$191,620.00		\$191,620.00
54	Federal Income Taxes	\$464,555.00			\$464,555.00
55	Milford Excise Tax			\$2,798.33	\$2,798.33
56					\$0.00
57		\$537,849.88	\$201,220.58	\$719,809.35	\$1,458,879.81

Page 400

REAL ESTATE INFORMATION

1. Land owned by the Company.

	Location	Use
A.	Hopkinton & Milford - Echo Lake	Storage Reservoir
B.	Milford - Wildcat Pond	Storage Reservoir - Stream Control
C.	Milford	Pumping Station & Filters
D.	Milford	Supt. House, Shop, Purchase, Standpipe, Congress
E.	Hopkinton - Echo Lake	Watershed
F.	Milford - Highland Street	Standpipe Lot
G.	Milford	Reservoir Pipeline
H.	Hopkinton - Granite Street	Watershed
I.	Milford - Godfrey Brook	Wellfield
J.	Hopkinton - Granite Street, Lot 10	Watershed
K.	Hopkinton - Granite Street, Lot 9	Watershed
L.	Milford Bear Hill	Standpipe Lot
M.	Milford - Godfrey Brook Wellfield	Wellfield - expand protection zone around wells
N.	Milford - 64-66 Dilla Street	Office Building
O.	Hopkinton - 45 Granite Street	Watershed - expand protection zone around reservoir
P.	Hopkinton - Additional Dibbern Property	Watershed - expand protection zone around reservoir

	Area	When Bought	Cost
A.	About 194 Acre	1882 & 1901	Unknown
B.	About 37 Acres	1885 & 1924	\$940.00
C.	About 30 Acres	1881 & 1884 & 1896	Unknown
D.	About 7 Acres	1886 & 1909 & 1910 & 1912	\$5,800.00
E.	About 10 Acres	1928	\$950.00
F.	About 0.58 Acre	1962	\$3,500.00
G.	About 18 Acres	1965 & 1966	Unknown
H.	About 26 Acres	1976	Unknown
I.	About 37.29 Acr	1977	\$178,806.50
J.	About 8.1 Acres	1985	\$70,000.00
K.	About 14.7 Acre	1987	\$350,411.83
L.	About 11.5 Acre	1987	\$42,278.15
M.	About 2.51 Acre	1999	No Cost - donated by developer
N.	About 1.38 Acre	2000	\$111,390.22
O.	About 19.73 Acr	2000	\$769,581.32 (includes farm house)
P.	Unknown	2003	\$356,066.47

2. Buildings owned by Company.

	Location	Use
A.	68 Dilla Street	Pumping Station & Storage Sheds
B.	Addition to Pumping Station	Garage & Storage
C.	West Pine Street	Manager's House
D.	Rear 16 West Pine Street	Company Shop & Garage
E.	Rear 68 Dilla Street	Garage & Storage
F.	Rear 68 Dilla Street	Charles River Intake Structure
G.	South Cedar Street	Godfrey Brook Station
H.	64 - 66 Dilla Street	Main Office Building
I.	Rear 68 Dilla Street	New Treatment Plant
J.	Rear 68 Dilla Street	Backwash Pump Station

	Size	Material	When Built	Cost
A.	53' x 57' x 30' x	Brick & Concrete	1881 & 1941	Unknown
B.	76' x 22'	Wood Add. @ Station	1973	\$27,174.81
C.	8 Room House	Wood Frame	1870	Unknown
D.	About 30' x 125'	Wood Frame	1937	\$5,000.00
E.	39' x 59'	Steel	1983	\$116,713.00
F.	32' x 34'	Rein. Concrete/Con. Block	1983	\$198,500.00
G.	13' x 10'	Rein. Concrete/Con. Block	1983	\$25,273.00
H.	130' 45'	Wood Frame	1987	\$428,072.00
I.	120' x 110'	Concrete & Metal	2013	\$3,609,215.00
J.	36' x 32'	Concrete & Metal	2013	\$676,109.00

Note: Cost means the original cost of installation, not book value.

Page 401

SUPPLY INFORMATION

1. Give a full and complete description of the source or sources from which water is obtained.

State whether these sources are owned or leased by the company. If they are leased, quote the terms of the leases. Give the date of the latest opinion of the Department of Public Health regarding each of these sources of supply. Echo Lake in Hopkinton is the main source of water. It holds 384 million gallons (storage estimated by Metcalf & Eddy Engineering.) The shoreline of the lake owned entirely by Milford Water Company. The surface area is 108 acres and the water shed is 1.44 square miles. The yield is 1.4 mgd. There are also 21 - 2" plastic wells with screens called the Dilla Street wells, owned. Safe yield is 0.3 mgd. The Clark's Island supply consists of 61 - 2 1/2" driven wells. Safe yield is 1.0 mgd., leased. Godfrey Brook well field consists of 3 gravel packed wells. Safe yield approx. 0.5 mgd., owned.

2. Watersheds owned by the Company.

Location	Area	When Bought	Cost
A. Milford & Hopkinton	Total above intake 3.53 sq. miles Area owned 231 acres	1882 and Later	Unknown
B.			
C.			
Total			

Remarks: Rights to divert water from Charles River taken physically in 1881 under authority of the Company's Charter. Also acquired in part by agreement with the mill owners dated November 30, 1881. There does not appear to have been any purchase.

3. Give a full and complete description of any water supply rights that are owned by the Company and state when they were bought and what was paid for them. See "REMARKS" Above.

Cost means the original cost of installation, not the book value.

Page 402

SUPPLY INFORMATION - Continued

4. Wells

Location	Inside Dimensions	Depth Below High Water	Covered or Uncovered	When Built	Cost
A. Milford #1	19' Diam	26' Deep	Covered	1881	Unknown
B. Milford #2	14 1/2' Diam	14 1/2" Deep	Covered	1885	Unknown
C. Milford #3	22' Diam	28' Deep	Covered	1885	Unknown
D. Milford - 21 Driven	2" Average	38' Deep	Covered	1977	\$51,779.80
E. Milford - 61 Driven	2 1/2" Average	35' Deep	Covered	1977	\$15,376.76
F. Milford - 3 Gravel Pack	Two 16" x 24" One 12" x 24"	34' Deep Average	Covered	1983	\$121,706.25

5. Give a full and complete description of the wells: Well #1 has a concrete bottom, rubble masonry walls, capping and wooden roof. It is now used as a pump suction well. Wells #2 & #3 are of similar construction except that the bottoms are opened. Water flows from well #2 & #3 into Well #1. 21 - 2" driven wells connected to a common suction, yield - 250 G.P.M. 61 - 2 1/2" driven wells connected to a common suction, yield - 700 G.P.M. 3 gravel pack pumped to a well, yield - 350 G.P.M.

6. Reservoirs

Location	Area at Surface When Full	Full Capacity In Gallons	When Built	Cost
A. Echo Lake	108 Acres	634,000,000	1882 - 1902, 198	Unknown
B. Wildcat Pond	3 Acres	6,000,000	1882	Unknown
C.				
D.				
E.				
F.				

7. Describe the reservoirs, stating to what extent they are artificial; to what extent their bottoms were cleaned before being put into service; to what extent their slopes and bottoms are paved; what provisions have been made for raising the water level and increasing the capacity; and give the character of construction of any dams: Original Echo Lake Dam was built in 1882 and was 22' in height of granite rubble masonry forming an artificial reservoir of 70.5 acres. In 1902, the dam was reinforced and raised 10'. Bottom was not cleaned but trees were cut off. Wildcat Dam consists of an earth embankment with granite rubble, core wall. Bottom and shores of reservoir were not cleaned. The character of the stream bed has been much improved by the work of the Company from time to time the small basin created by diverting dam at pumping station has been cleaned periodically. New cement retaining walls were poured at this basin during 1952 and the dam was reinforced. In 1987, a 24" extension was installed on top of the existing dam to increase storage capacity by 70 M.G.

Note: Cost means the original cost of installation, not the book value.

Page 403

PUMPING INFORMATION

1. Give a general description of the method employed for delivering the water to the consumers, stating whether gravity is utilized or not; whether the company owns a pumping station or not; and giving all other pertinent information:

Water is pumped into mains with 1,322,000 gallons main standpipe taking surplus when standpipe is full, pumping is stopped. Pumps operate 22 hours each day. An electric booster pump taking water from the main standpipe pumps into Silver Hill 270,000 gallons standpipe (Highland Street) and high area on hill.

2. BOILERS [This Schedule is not presently used]

3. CHIMNEYS [This Schedule is not presently used]

4. PUMPING ENGINES, STEAM-ACTUATED [This Schedule is not presently used]

5. PUMPS, DRIVEN BY CONNECTED POWER

Location				Type	Name of Builder	When Installed	Cost
A.							
B.							
C.							
D.							
E.							
F.							
G.							
H.							
I.							
J.							
	Number of Cyls.	Single or Double Acting	Rated Strokes Per Minute	Length of Stroke	Diameter of Pistons or Plungers	How Driven	Displacement Per 24 Hours
A.							
B.							
C.							
D.							
E.							
F.							
G.							
H.							
I.							
J.							

Note: Cost means the original cost of installation, not the book value.

Page 404

PUMPING INFORMATION - Continued

6. Gas producers

[This Schedule is not presently used]

7. Internal combustion engines.

	Location	Name of Builder	When Installed	Type of Drive	Cost
A.					
B.					
	For Gas, Gasoline, or Oil	Number of Cyls.	Single or Double Acting	Dimensions of Cylinder Diameter Stroke	2 or 4 Stroke Cycle Rated H.P.
A.					
B.					

8. ELECTRIC MOTORS, INCLUDING COST OF WIRING SWITCHES, ETC.

	Location	Name of Builder	When Installed	Cost
A.	Dilla Street Pump Station	Baldor Electric Motor	2010	\$15,663.73
	Dilla Street Pump Station	U.S. Electric Motor	1997	Unkown
B.	Dilla Street #3 Clearwell	U.S. Electric Motor	1971	\$33,926.93
C.	Purchase Street Booster Station	(2) Peerless	1977	\$15,316.93
D.	Dilla Street - DE Filter	(1) Marathon Electric	1983	\$7,709.00
		(2) Pacemaker Electric	1983	
E.	Godfrey Brook Pump Station	(2) General Electric	1983	\$11,435.96
F.	Dilla Street - River Intake	(1) U.S. Electric	1983	Unkown
		(2) Pacemaker Electric	1983	
G.	Congress Street Booster Station	(1) Tatung Electric	2010	\$2,487.42
		(1) Tatung Electric	2012	\$8,346.22
H.	Clarks Island Well Station	(1) Tatung Electric	2003	\$2,892.44
	A.C. or D.C.; If A.C., give Phase	Volts	Type of Drive	Rated H.P.
A.	A.C. 3 Phase (both motors)	460	Direct	250
B.	A.C. 3 Phase	440	Direct	125
C.	A.C. 3 Phase	208	Hydo-Constant	7 1/2 ea
D.	A.C. 3 Phase	230/460	Direct	100
		230/460	Direct	20 ea
E.	A.C. 3 Phase	480	Direct	40 ea
F.	A.C. 3 Phase	460	Direct	75
		230/460	Direct	20 ea
G.	A.C. 3 Phase	240/480	Direct	50 ea
		230/460	Direct	50 ea
H.	A.C. 3 Phase	240/480	Direct	40

Total Horsepower

Note: Cost means the original cost of installation, not the book value.

Page 405

PUMPING INFORMATION - Continued

9. WATER WHEELS AND TURBINES

	Location		Name of Builder		When Installed	Cost
A.	NONE					
B.						
C.						
D.						
	Type of Machine	Diameter of Runner	Working Head	Speed	Type of Drive	Rated H.P.
A.	NONE					
B.						
C.						
D.						

10. Give a full and complete description of any water power rights that are owned by the Company, and say when they were bought and what was paid for them:

Note: Cost means the original cost of installation, not the book value.

Page 407

PUMPING INFORMATION - Continued

11. Station Log

Year and Month	Kwhrs. Used	Pounds of Coal Burned	Gallons of Water Pumped	Hours of Pumping	Average Total Static Head	Average Total Dynamic Head
2019 January			65,176,000		115	
2019 February			57,927,000		115	
2019 March			63,816,000		115	
2019 April			65,296,000		115	
2019 May			75,829,000		115	
2019 June			73,536,000		115	
2019 July			92,769,000		115	
2019 August			87,170,000		115	
2019 September			73,436,000		115	
2019 October			68,948,000		115	
2019 November			65,898,000		115	
2019 December			65,014,000		115	
TOTALS			854,815,000			

12. Based upon the displacement of _____ gallons per revolution with _____ percent allowance for slip _____

13. Average gallons pumped per day 2,314,959

14. Maximum gallons pumped in a day 3,524,000

15. Date of same 7/22/2019

16. Range of pressure in main 35 lbs. to 125 lbs.

17. Average pressure in mains 80 lbs. per sq. in.

Page 408

PUMPING INFORMATION - Concluded

18. Kind of coal	
19. Average price per net ton, delivered	
20. Average price of wood per cord, delivered	
21. Average price of gas per thousand cubic feet	
22. Average price of gasoline per gallon, delivered	
23. Average price of fuel oil per gallon, delivered	
24. Average price of electric power per Kwhr	
25. Wood consumed during the year	Cords
26. Gas consumed during the year	M. Cubic Feet
27. Gasoline consumed during the year	Gals
28. Fuel oil consumed during the year	Gals
29. Electric power used during the year	1,941,646 K.W. Hrs.

2018 MWC Electric Usage

Year 2019 New Acct. Month	Dilla St Wells		66 Dilla St - Office		D.E. Filter Plant		Highland St Tank		Congress St Boost		Clark's Island Wells		Emergency Well		Godfrey Brook Wells		Dilla St P	
	89226-93005		14447-86002		39355-61008		39354-76004		89066-29005		89226-90004		64292-33005		01633-02001		7675	
	KWH	Cost	KWH	Cost	KWH	Cost	KWH	Cost	KWH	Cost	KWH	Cost	KWH	Cost	KWH	Cost	KWH	Cost
January	445	\$ 46.81	3,722	\$ 317.82	3,000	\$ 231.20	32	\$ 12.65	18,757	\$ 1,233.80	1,152	\$ 105.26	5,600	\$ 359.38	82,400	\$ 521.36	82,400	\$ 521.36
Hudson Energy	445	\$ 41.43	3,722	\$ 346.52	3,000	\$ 279.30	32	\$ 2.98	18,757	\$ 1,746.28	1,152	\$ 107.25	5,600	\$ 390.60	100,400	\$ 577.22	100,400	\$ 577.22
February	593	\$ 59.49	5,158	\$ 440.56	4,000	\$ 262.52	125	\$ 20.43	19,590	\$ 1,338.84	1,610	\$ 144.40	6,200	\$ 736.04	7,800	\$ 1,061.34	7,800	\$ 1,061.34
Hudson Energy	593	\$ 55.21	5,158	\$ 480.21	4,000	\$ 372.40	125	\$ 11.64	19,590	\$ 1,823.83	1,610	\$ 149.89	6,200	\$ 577.22	100,400	\$ 577.22	100,400	\$ 577.22
March	469	\$ 108.85	4,410	\$ 820.84	3,400	\$ 252.62	162	\$ 44.02	16,903	\$ 1,166.72	1,289	\$ 118.24	5,200	\$ 736.04	7,800	\$ 1,061.34	7,800	\$ 1,061.34
Hudson Energy	469	\$ 98.87	4,410	\$ 890.78	3,400	\$ 316.54	162	\$ 26.72	16,903	\$ 1,573.67	1,289	\$ 120.01	5,200	\$ 1,061.34	7,800	\$ 1,061.34	7,800	\$ 1,061.34
April	313	\$ 36.51	3,102	\$ 272.81	2,800	\$ 225.59	155	\$ 23.11	16,909	\$ 1,162.25	1,106	\$ 103.69	5,300	\$ 343.97	84,800	\$ 493.43	84,800	\$ 493.43
Hudson Energy	313	\$ 29.14	3,102	\$ 288.80	2,800	\$ 260.68	155	\$ 14.43	16,909	\$ 1,574.23	1,106	\$ 107.97	5,300	\$ 493.43	84,800	\$ 493.43	84,800	\$ 493.43
May	158	\$ 22.96	2,161	\$ 193.99	1,400	\$ 159.68	120	\$ 19.69	16,757	\$ 1,371.99	401	\$ 43.68	2,400	\$ 199.20	87,600	\$ 223.44	87,600	\$ 223.44
Hudson Energy	158	\$ 14.71	2,161	\$ 201.19	1,400	\$ 130.34	120	\$ 11.17	16,757	\$ 1,560.08	401	\$ 37.33	2,400	\$ 223.44	87,600	\$ 223.44	87,600	\$ 223.44
June	141	\$ 22.21	2,185	\$ 199.39	800	\$ 115.46	113	\$ 19.81	21,694	\$ 1,665.10	227	\$ 29.67	700	\$ 101.99	94,800	\$ 65.17	94,800	\$ 65.17
Hudson Energy	141	\$ 13.13	2,185	\$ 203.42	800	\$ 74.48	113	\$ 10.52	21,694	\$ 2,019.71	227	\$ 21.13	700	\$ 101.99	94,800	\$ 65.17	94,800	\$ 65.17
July	114	\$ 19.90	2,230	\$ 203.31	1,000	\$ 125.31	1	\$ 10.07	19,345	\$ 1,511.86	207	\$ 27.95	400	\$ 87.21	132,400	\$ 37.24	132,400	\$ 37.24
Constellation New	114	\$ 10.61	2,230	\$ 207.61	1,000	\$ 93.10	1	\$ 0.09	19,345	\$ 1,801.02	207	\$ 19.27	400	\$ 87.21	132,400	\$ 37.24	132,400	\$ 37.24
August	94	\$ 18.14	1,955	\$ 179.47	800	\$ 106.96	0	\$ 10.00	20,971	\$ 1,494.27	3,967	\$ 353.87	300	\$ 82.31	10,464	\$ 27.93	10,464	\$ 27.93
Constellation New	94	\$ 8.75	1,955	\$ 182.01	800	\$ 74.48	0	\$ -	20,971	\$ 1,952.40	3,967	\$ 369.33	300	\$ 82.31	10,464	\$ 27.93	10,464	\$ 27.93
September	109	\$ 19.44	1,992	\$ 182.67	800	\$ 106.96	1	\$ 10.07	21,219	\$ 1,493.77	2,283	\$ 207.89	300	\$ 82.31	109,600	\$ 27.93	109,600	\$ 27.93
Constellation New	109	\$ 10.15	1,992	\$ 185.46	800	\$ 74.48	1	\$ 0.09	21,219	\$ 1,975.49	2,283	\$ 212.55	300	\$ 82.31	109,600	\$ 27.93	109,600	\$ 27.93
October	108	\$ 19.33	1,564	\$ 145.56	800	\$ 336.46	11	\$ 10.96	16,603	\$ 1,311.07	2,130	\$ 194.63	600	\$ 97.10	83,600	\$ 55.86	83,600	\$ 55.86
Constellation New	108	\$ 10.05	1,564	\$ 145.61	800	\$ 74.48	11	\$ 1.02	16,603	\$ 1,545.74	2,130	\$ 198.30	600	\$ 97.10	83,600	\$ 55.86	83,600	\$ 55.86
November	244	\$ 31.42	2,570	\$ 235.49	22,600	\$ 1,422.83	69	\$ 16.04	16,207	\$ 1,424.83	1,889	\$ 176.19	2,200	\$ 205.80	80,400	\$ 204.82	80,400	\$ 204.82
Constellation New	244	\$ 22.72	2,570	\$ 239.27	22,600	\$ 2,104.06	69	\$ 6.42	16,207	\$ 1,508.87	1,889	\$ 175.87	2,200	\$ 204.82	80,400	\$ 204.82	80,400	\$ 204.82
December	414	\$ 47.14	4,115	\$ 381.45	26,400	\$ 1,599.58	160	\$ 24.45	17,204	\$ 726.94	3,625	\$ 335.05	5,200	\$ 359.39	84,000	\$ 484.12	84,000	\$ 484.12
Constellation New	414	\$ 38.54	4,115	\$ 383.11	26,400	\$ 2,457.84	160	\$ 14.90	17,204	\$ 2,111.41	3,625	\$ 337.49	5,200	\$ 484.12	84,000	\$ 484.12	84,000	\$ 484.12
	3,202	\$ 805.51	35,164	\$ 7,327.35	67,800	\$ 11,257.35	949	\$ 321.28	222,159	\$ 37,094.17	19,886	\$ 3,691.91	0	\$ -	34,400	\$ 6,825.16	958,264	\$ 6,825.16

Total KWH Usage
Original Electrical Charges

1,941,646
\$ 250,187.90

2018 MWC Electric Usage

Year 2019 New Acct. Month	Jmp Station		64 Dilla St- tenant		W.Pine St Shop		W.Pine St House		64 Dilla Pk Light		Holliston Inter		Bellingham Inter		New Treatment Plant	
	5-56007	Cost	KWH	Cost	KWH	Cost	KWH	Cost	KWH	Cost	KWH	Cost	KWH	Cost	KWH	Cost
January		\$ 4,564.13	5,534	\$ 467.79	53	\$ 14.37	1,184	\$ 136.59	229	\$ 37.41			1,288	\$ 116.51	54,000	\$ 3,574.06
Hudson Energy		\$ 7,671.44	5,534	\$ 515.22	53	\$ 4.93	1,184	\$ 110.23	229	\$ 21.32			1,288	\$ 119.91	54,000	\$ 5,027.40
February		\$ 5,341.44	8,558	\$ 724.36	88	\$ 17.35	1,033	\$ 120.91	183	\$ 31.15			1,361	\$ 123.62	51,700	\$ 3,566.28
Hudson Energy		\$ 9,347.24	8,558	\$ 796.75	88	\$ 8.19	1,033	\$ 96.17	183	\$ 17.04			1,361	\$ 126.71	51,700	\$ 4,813.27
March		\$ 4,373.68	3,851	\$ 1,057.85	71	\$ 33.31	883	\$ 226.65	175	\$ 33.50			1,184	\$ 233.03	54,100	\$ 3,617.00
Hudson Energy		\$ 7,261.80	3,851	\$ 1,155.28	71	\$ 14.80	883	\$ 178.38	175	\$ 16.29			1,184	\$ 236.94	54,100	\$ 5,036.71
April		\$ 4,616.50	8,691	\$ 753.42	77	\$ 16.53	598	\$ 75.04	150	\$ 31.31			1,249	\$ 115.81	46,800	\$ 3,294.99
Hudson Energy		\$ 7,894.88	8,691	\$ 859.70	77	\$ 7.17	598	\$ 55.67	150	\$ 13.97			1,249	\$ 116.28	46,800	\$ 4,357.08
May		\$ 4,832.59	3,404	\$ 300.13	72	\$ 15.59	334	\$ 43.82	131	\$ 29.46			997	\$ 94.59	45,100	\$ 3,167.93
Hudson Energy		\$ 8,155.56	3,404	\$ 316.91	72	\$ 6.70	334	\$ 31.10	131	\$ 12.20			997	\$ 92.82	45,100	\$ 4,198.81
June		\$ 5,259.15	3,412	\$ 305.76	89	\$ 17.71	321	\$ 42.88	124	\$ 30.17			22	\$ 11.92	43,300	\$ 3,112.14
Hudson Energy		\$ 8,825.88	3,412	\$ 317.66	89	\$ 8.29	321	\$ 29.89	124	\$ 11.54			22	\$ 2.05	43,300	\$ 4,031.23
July		\$ 6,927.68	1,780	\$ 164.28	23	\$ 11.98	769	\$ 95.02	125	\$ 30.23			14	\$ 11.21	39,900	\$ 2,884.94
Constellation New		\$ 12,326.44	1,780	\$ 165.72	23	\$ 2.14	769	\$ 71.59	125	\$ 11.64			14	\$ 1.30	39,900	\$ 3,714.69
August		\$ 6,154.34	2,530	\$ 229.31	18	\$ 11.57	1,189	\$ 143.91	143	\$ 32.31			13	\$ 11.14	42,100	\$ 2,984.97
Constellation New		\$ 10,464.44	2,530	\$ 235.54	18	\$ 1.68	1,189	\$ 110.70	143	\$ 13.31			13	\$ 1.21	42,100	\$ 3,919.51
September		\$ 6,027.96	2,209	\$ 201.46	36	\$ 13.12	872	\$ 107.01	150	\$ 30.95			14	\$ 11.21	40,100	\$ 2,962.85
Constellation New		\$ 10,203.76	2,209	\$ 205.66	36	\$ 3.35	872	\$ 81.18	150	\$ 13.97			14	\$ 1.30	40,100	\$ 3,733.31
October		\$ 4,932.48	1,572	\$ 146.25	18	\$ 11.57	361	\$ 47.52	169	\$ 32.44			17	\$ 11.47	36,400	\$ 2,788.87
Constellation New		\$ 7,783.16	1,572	\$ 146.35	18	\$ 1.68	361	\$ 33.61	169	\$ 15.73			17	\$ 1.58	36,400	\$ 3,388.84
November		\$ 4,650.09	1,538	\$ 144.95	34	\$ 13.01	452	\$ 58.86	186	\$ 34.86			359	\$ 41.49	37,200	\$ 2,848.75
Constellation New		\$ 7,485.24	1,538	\$ 143.19	34	\$ 3.17	452	\$ 42.08	186	\$ 17.32			359	\$ 33.42	37,200	\$ 3,463.32
December		\$ 4,826.08	5,980	\$ 549.83	106	\$ 19.57	531	\$ 69.92	215	\$ 39.48			1,253	\$ 123.09	41,100	\$ 3,013.72
Constellation New		\$ 7,820.40	5,980	\$ 556.74	106	\$ 9.87	531	\$ 49.44	215	\$ 20.02			1,253	\$ 116.65	41,100	\$ 3,826.41
		\$ 167,746.36	49,059	\$ 10,460.11	685	\$ 267.65	8,527	\$ 2,058.17	1,980	\$ 577.62	0	\$ -	7,771	\$ 1,755.26	531,800	\$ 87,327.08

2. Cost of repairs per mile of pipe, including valves
3. Number of leaks in mains, during the year
4. Number of leaks per mile
5. Length of mains less than 4 inches in diameter

Note: The Annual Return for 2019 submitted on April 24, 2019 lists a total of 626,414 linear feet for the Company's transmission and distribution system and is based on the Company's historical records.

Inaccuracies may exist in those records including the incorrect documentation of the addition or retirement of certain pipe and instances where several different types of pipe were combined under one category. Nevertheless, the Company files its Annual Returns using its historical records for purposes of consistency with previously filed reports.

* If laid on surface of ground, mark \$.

** If cast iron, give weight per linear foot.

Page 410

DISTRIBUTION INFORMATION - Continued

6. Water towers or stand pipes

	Location	Land		
		Area	When Bought	Cost
A.	Congress St & Fountain St	5.0 Acres	1886	\$1,500.00
B.	Highland Street	0.58 Acres	1962	\$3,100.00
C.	Central Street (rear - Bear Hill)	11.54 Acres	1987	\$42,278.75
	Inside Diameter	Capacity In Gallons	When Built	Cost
A.	48' x 75'	1,000,000	1925	\$28,979.00
	10' Top Extension	133,000	1940	\$2,870.00
	Replace rings #9-#12		1993	\$178,754.68
	Replaced Roof & added Solarbee		2010	\$401,892.10
B.	24' x 80'	271,000	1964	\$41,551.00
C.	95' x 50'	2,650,000	1991	\$589,947.00
Total				\$1,243,993.78

7. Services

Nominal Diameter In Inches	Kind of Pipe	Number Installed and In Use at Beginning of Year	Taken Up Since	Laid Since	Installed and In Use at Close of Year
	Lead	231	228		3
	Steel/Cement Line	302	6		296
	Copper	5924		260	6184
	Plastic	2496	1	1	2496
	Cast Iron/Ductile I	104			104
	Asbestos-Cement	8			8
Totals		9065	235	261	9091

8. Average length of service pipe feet

9. Average cost of service laid during the year, \$

10. Percentage of services that are metered, 100%

11. Percentage in income that is metered, 90%

12. Leaks in service during the year,

13. Are service pipes paid for by consumers, in whole or in part and to what extent? New Services are paid by customer. Milford Water Company replaces services in street.

Customer pays to replace service on private property.

Note: Cost means the original cost of construction, not the book value.

Page 411

DISTRIBUTION INFORMATION - Continued

14. Gates and valves

Nominal Diameter, Inches	Kind of Valve	Number in Use at Beginning of Year	Removed Since	Installed Since	Number in Use at Close of Year
24"	Butterfly Valve	3			3
20"	Double Disc Valve	3			3
16"	Butterfly Valve	20			20
16"	Double Disc Valve	7			7
14"	Butterfly Valve	2			2
14"	Double Disc Valve	25			25
12"	Butterfly Valve	9			9
12"	Double Disc/Resilient Seat	126		1	127
10"	Double Disc/Resilient Seat	57			57
8"	Double Disc/Resilient Seat	710		11	721
6"	Double Disc/Resilient Seat	718		7	725
4"	Double Disc/Resilient Seat	96			96
2"	Double Disc Valve	51			51
2"	Curb Stop	6			6
1 1/2"	Double Disc Valve	5			5
1 1/4"	Curb Stop	4			4
1"	Gate Valve	1			1
3/4"	Curb Stop	3			3
		1846	0	19	1865
			TOTALS	1865	
The above list should include all valves that are installed in the mains, whether they are gate valves, blow-offs, check valves or otherwise.					

Page 412

DISTRIBUTION INFORMATION - Continued

14. Hydrants, Public

Nominal Diameter, Inches	Hose Outlets	Number in Use at Beginning of Year	Removed Since	Installed Since	Number in Use at Close of Year
6"	2, 2 1/2"	14			14
6"	2, 2 1/2" 1, 4 1/2"	790	2	2	790
6"	2, 2 1/2" 2, 4 1/2"	1			1
6"	3, 2 1/2"	1			1
6"	3, 2 1/2" 1, 4 1/2"	2			2
6"	4, 2 1/2" 2, 4 1/2"	2			2
Totals		810	2	2	810

16. Were all of the above hydrants purchased and installed at the expense of the company? No
 17. If not, under what arrangements were they purchased and installed? Hydrants installed in new subdivisions are installed at developers expense.

18. Hydrants, Private

Nominal Diameter, Inches	Hose Outlets	Number in Use at Beginning of Year	Removed Since	Installed Since	Number in Use at Close of Year
6" Billed	2, 2 1/2" 1, 4 1/2"	87		7	94
6" Unbilled	2, 2 1/2" 1, 4 1/2"	12			12
Totals		99	0	7	106

19. Were the above hydrants purchased and installed at the expense of the company? No
 20. If not, under what arrangements were they purchased and installed? Purchased/Installed by owner (private).

Page 413

DISTRIBUTION INFORMATION - Continued

21. Meters owned by company*

Size, Inches	Number at Beginning of Year		Bought Since	Condemned Since and Removed	Number at Close of Year	
	In Use	On Hand**			In Use	On Hand**
1 1/4"	0	0	0	0	0	0
5/8"	8861	876	896	803	8905	925
3/4"	96	14	6	7	93	16
1"	122	10	0	0	123	9
1 1/2"	142	7	5	0	143	11
2"	56	9	2	0	56	11
3"	14	3	1	0	14	4
4"	15	0	0	0	15	0
6"	7	0	0	0	7	0
8"	4	0	0	0	4	0
2 1/2" Hyd	0	0	0	0	0	0
3" Hyd	1	0	0	0	1	0
12"	2	0	0	0	2	0
Totals	9320	919	910	810	9363	976

22. Has the plant been debited with the first cost of installing the meters in use at close of year, above stated? Yes

23. If so, was the cost the actual cost or some assumed or average cost? Actual

24. Are any of these meters paid for by consumers, and to what extent? Customer pays for meter and installation costs for new meter installations. Company pays for meter and installation costs for meter replacement/repair/down sizing programs.

* This tabulation should include only those meters that are for use in measuring the supply to consumers.

** These meters should include those that are fit for use only.

Page 414

DISTRIBUTION INFORMATION - Concluded

25. Meters owned by company as of December 31, 2019 (In Service)

Maker	Type	Size												Total
		12"	5/8"	3/4"	1"	1 1/2"	2"	3"	4"	6"	8"	1 1/4"	2 1/2"	
Badger	Disc		8	1	1	3	1	1	4					19
	Disc w/Remote		8817	88	120	139	29	5	2					9200
	E-Series				1	1	1							3
	Turbine						12	4	2					18
	Compound		1				6	1	1					9
Hersey	Disc			2			1	1						4
	Disc w/Remote						1	1	1					3
	Her/Bad Disc w/Remote		1											1
	Compound						5	2	4	7	4			22
	Turbine													0
Kent	Disc w/Remote		8											8
	Disc													0
Neptune	Disc w/Remote													0
	Compound		1						1					2
Primary Flow Si	Venturi	1												1
Rockwell(Sunsu	Disc		1											1
	Disc w/Remote		66	2	1									69
	Propeller	1												1
	Turbine		1											1
Worthington	Disc		1											1
	Disc w/Wor-Bad Rom													0
ABS	Compound													0
	Totals	2	8905	93	123	143	56	15	15	7	4	0	0	9363

Page 414A

DISTRIBUTION INFORMATION - Concluded

25. Meters owned by company as of December 31, 2019 (In Inventory)

Maker	Type	Size												Total
		12"	5/8"	3/4"	1"	1 1/2"	2"	3"	4"	6"	8"	1 1/4"	2 1/2"	
Badger	Disc						1							1
	Disc w/Remote		900	15	9	10	4	1						939
	Turbine						1							1
	Compound						3	1						4
Hersey	Disc													0
	Disc w/Remote						1	1						2
	Her/Bad Disc w/Remote													0
	Compound						1	1						2
Kent	Turbine													0
	Disc w/Remote		1											1
Neptune	Disc					1								1
	Disc w/Remote		2											2
	Compound													0
Primary Flow Si	Venturi													0
Rockwell(Sunsu	Disc		2	1										3
	Disc w/Remote		20											20
	Propeller													0
Worthington	Turbine													0
	Disc													0
	Disc w/Wor-Bad Rom													0
	Compound													0
Gamon	Disc													0
Totals		0	925	16	9	11	11	4	0	0	0	0	0	976

Page 415

CONSUMPTION INFORMATION

1. Estimated total population of territory covered by franchise 27,100
2. Estimated population reached by the distributing system
3. Estimated population actually supplied
4. Total consumption during the year gals.
5. Average daily consumption gals.
6. Day on which the greatest amount was pumped
7. Gallons pumped on above day
8. Week during which greatest amount was pumped
9. Gallons pumped during above week
10. Gallons per day per service
11. Consumption metered gals.
12. Consumption metered, 100 percent of total consumption

13. CUSTOMERS

Number Being Supplied at Beginning of Year	Discontinued Since	Connected Since	Number Being Supplied at Close of Year
9065		26	9091
Name of City, Town, or District		Number of Customers as of December 31, 2019	
Town of Milford		9085	
Town of Hopedale		2	
Town of Mendon		1	
Town of Medway		1	
Town of Holliston		1	
Town of Bellingham		1	

Page 416

CONSUMPTION INFORMATION - Concluded

Attach to the Return a printed copy of all schedules of rates and of the rules and regulations

14. Rates in Effect December 31, 2019

By meter

SEE ATTACHED "RULES AND REGULATIONS"

Per faucet, per year

Per hose connection, per year

Per bath tub, per year

Per shower bath, per year

Per foot tub, per year

Per wash tub, per year

Per urinal, per year

Per water closet, per year

Per sink, per year

Per bowl, per year

Per private hydrant, per year

For sprinkler systems

For water motors

Per drinking fountain, per year

Per public hydrant, per year

For watering troughs

Minimum charge

Give any contact rates that are in force and state what discounts are allowed for prompt payment and what fines are charged for delayed payment

Are payments required in advance?

When are meters read and bills rendered?

417

THIS RETURN IS SIGNED UNDER THE PENALTIES OF PERJURY

President

David H. White

Treasurer

William J. Vitalini

Vice President

Joseph F. Edwards

Clerk

John Peters III

Directors

David H. White

John D. Powers

Joseph F. Edwards Jr.

William J. Vitalini

John Peters III

Jared Whitney

SIGNATURES OF ABOVE PARTIES AFFIXED OUTSIDE THE COMMONWEALTH OF MASSACHUSETTS
MUST BE PROPERLY SWORN TO

SS.

, 20__

Then personally appeared

and severally made oath to the truth of the foregoing statement by them subscribed according
to their best knowledge and belief.*Notary Public or
Justice of the Peace*

417

THIS RETURN IS SIGNED UNDER THE PENALTIES OF PERJURY

President

David H. White

Treasurer

William J. Vitalini

Vice President

Joseph F. Edwards

Clerk

John Peters III

Directors

David H. White

John D. Powers

Joseph F. Edwards Jr.

William J. Vitalini

John Peters III

Jared Whitney

SIGNATURES OF ABOVE PARTIES AFFIXED OUTSIDE THE COMMONWEALTH OF MASSACHUSETTS
MUST BE PROPERLY SWORN TO

SS.

, 20__

Then personally appeared

and severally made oath to the truth of the foregoing statement by them subscribed according
to their best knowledge and belief.*Notary Public or
Justice of the Peace*

417

THIS RETURN IS SIGNED UNDER THE PENALTIES OF PERJURY

President

David H. White

Treasurer

William J. Vitalini

Vice President

Joseph F. Edwards

Clerk

John Peters III

Directors

David H. White


John D. Powers

Joseph F. Edwards Jr.

William J. Vitalini

John Peters III

Jared Whitney

SIGNATURES OF ABOVE PARTIES AFFIXED OUTSIDE THE COMMONWEALTH OF MASSACHUSETTS
MUST BE PROPERLY SWORN TO

SS.

_____, 20____

Then personally appeared

and severally made oath to the truth of the foregoing statement by them subscribed according
to their best knowledge and belief.*Notary Public or
Justice of the Peace*

417

THIS RETURN IS SIGNED UNDER THE PENALTIES OF PERJURY

David H. White

President

William J. Vitalini

Treasurer

Joseph F. Edwards

Vice President

John Peters III

Clerk

David H. White

Directors

John D. Powers

Joseph F. Edwards Jr.

William J. Vitalini

John Peters III

Jared Whitney

SIGNATURES OF ABOVE PARTIES AFFIXED OUTSIDE THE COMMONWEALTH OF MASSACHUSETTS
MUST BE PROPERLY SWORN TO

SS.


, 20__

Then personally appeared

and severally made oath to the truth of the foregoing statement by them subscribed according
to their best knowledge and belief.*Notary Public or
Justice of the Peace*

417

THIS RETURN IS SIGNED UNDER THE PENALTIES OF PERJURY



President

David H. White

Treasurer


William J. Vitalini

Vice President

Joseph F. Edwards

Clerk

John Peters III



Directors

David H. White

John D. Powers

Joseph F. Edwards Jr.

William J. Vitalini

John Peters III

Jared Whitney


SIGNATURES OF ABOVE PARTIES AFFIXED OUTSIDE THE COMMONWEALTH OF MASSACHUSETTS
MUST BE PROPERLY SWORN TO

SS.

, 20

Then personally appeared

and severally made oath to the truth of the foregoing statement by them subscribed according
to their best knowledge and belief.Notary Public or
Justice of the Peace



COMMONWEALTH OF MASSACHUSETTS

DEPARTMENT OF PUBLIC UTILITIES

MILFORD WATER COMPANY

M.D.P.U. NO. 26

RULES AND REGULATIONS

Canceling:

MILFORD WATER COMPANY

RULES AND REGULATIONS

M.D.P.U. NO. 22

Issued: **September 20, 2018**

MILFORD WATER COMPANY

EFFECTIVE: **September 1, 2018**

Issued By: David L. Condrey, Manager

1. RULES AND REGULATIONS GOVERN RENDERING OF SERVICE

The rules and regulations in their entity as herein set forth, or as they may thereafter be altered or amended in a regular and legal manner, shall govern the rendering of water service, and every Customer, upon the signing of an application water service, or upon the taking of water service, will be bound thereby.

2. DEFINITIONS APPLICATION FOR FOLLOWING SECTIONS

The words "Company" or "Water Company" refer to the Milford Water Company of Milford, Massachusetts.

The word "Department" refers to the Massachusetts Department of Public Utilities.

The word "customer" shall be taken to mean any person, firm, corporation, government, or governmental division who has applied for and received water service supplied by the Milford Water Company of Milford, Massachusetts.

The words "main" or "main pipe" shall mean the supply pipe from which service connections are made to supply water to customers.

The words "service pipe" or "service connection" shall mean the pipe running from the main pipe to the premises of the customer.

The words "seasonal use" shall mean any intermittent use, season after season, at the same premises.

The words "public water system" refers to the water system owned and operated by the Milford Water Company of Milford, Massachusetts.

The word "premises" as used herein shall mean a Customer's building of a Customer's property with a building on the property, as the case may be. The following is a non-exhaustive list of examples of "premises":

- (a) A building under one roof owned or leased by one Customer and occupied as one residence or one place of business;
- (b) A combination of buildings owned by one Customer in one common enclosure, or occupied by one family, or one corporation or firm, as a residence or place of business;

- (c) Each unit of a multiple house or building separated by a solid vertical partition wall, occupied by one family, or one corporation or firm, as a residence or place of business;
- (d) A building owned by one Customer having a number of apartments, offices, or lofts, which are rented to tenants, using in common one hall and one or more means of entrance;
- (e) A condominium association serving one or a combination of buildings in one common enclosure.

In all cases of application of this definition, the interpretation of the Company shall govern and the Company's determination of which definition applies shall govern.

3. APPLICATION FOR SERVICE

- (a) All applications for water service must be made in writing on a form provided by the Company. The application for service must be made by or on behalf of the property owner.
- (b) No agreement will be entered into by the Company with any applicant until all arrears and charges due from the applicant, including (if a business entity) any affiliate of such applicant or other entity under common ownership, at any premises now or heretofore occupied by such applicant, have been paid.
- (c) When accepted by the Company, the application shall constitute a contract between the Company and the applicant, obligating both parties to comply with these Rules and Regulations.
- (d) Applications for service installations will be accepted subject to there being an existing main in a street or right-of-way abutting on the premises to be served. The contract in no way obligates the Company to extend its mains to service the premises under consideration.
- (e) When a prospective customer has made application for a new service, or has applied for the reinstatement of an existing service, damage caused by any deficiency in the plumbing which the service will supply will be at the risk of the customer, and the Company will be liable only for its own negligence.
- (f) A System Development Charge for a new service connection to commercial or industrial premises or to residential premises shall be charged by the Company at the time the meter for such new service is set, in accordance with the schedule as set forth in Appendix A hereto. For service connections where the Customer will use a meter sized at greater than 4" or with a capacity greater than 500 gallons per minute, the Company shall establish a System Development Charge as may be appropriate in the circumstances, but not less than \$55,000.

4. SERVICE CONNECTIONS

(a) Original service pipe and connections from the main to the curb valve, or from the curb valve to the customer's premises will be installed by the Company or under its direction and all materials for said installation shall be supplied by the Company (note: materials may be purchased by others if prior approval is given by the Company), at the expense of the customer. All service pipes shall have a minimum cover of five feet and a minimum inside diameter of one inch. To the extent not prescribed by State and Municipal regulations, materials and methods of construction shall be approved by the Company, and if the service has not been installed in accordance with Company's reasonable requirements, water will not be turned on until all defects have been remedied.

(b) As used herein, the service connection means the service pipe from the main to the property line of the premises to be serviced, including the corporation stop, curb stop and curb box, and shall be laid at a right angle to the water main; and shall not cross intervening properties, and will be furnished and installed by, and shall remain the property of the Company and under its sole control and jurisdiction.

(c) The portion of service pipe from the main to the curb valve shall be maintained or replaced as necessary by the Company at Company expense. Service pipe from the curb valve to the customer's premises will be maintained by the customer at his expense and in a manner satisfactory to the Company; provided, that if such service pipe is installed by the Company it will be guaranteed by the Company for one year; and provided further, that for the period of January 1, 2017 through and including December 31, 2018, the replacement by the Company of any portion of the service pipe which contains materials other than copper, steel or plastic shall be at Company expense for the first one hundred (100) feet from the curb valve.

(d) Curb valves will not be used by the customer or his agent for turning on or shutting off the water supply. The customer's control of water supply shall be by means of a separate valve, located usually just inside the building wall. Curb valves are for the exclusive use of the Company.

(e) No service pipe shall be laid in the same trench with gas pipe, sewer pipe, electric or telephone wires or any other facility of a public service company and, when possible, each service pipe shall have a minimum of five feet of separation from any such trench. In addition, no service pipe shall be laid within ten feet of any open excavation, tank, cesspool, or vault.

(f) The Company shall furnish, install, own, and maintain all new service connections, meters, and meter installations, provided the costs of excavation, backfill, and removal, and replacement of paving, walks, curbs, etc., including the hiring of traffic control personnel, and obtaining the street opening permits, necessarily incurred in respect to new services, shall be borne by the customer or other applicant for service. For replacement of services from the main to the curb, the Company shall bear all costs.

(g) On future installations or reinstallations of service lines, only one premise will be supplied through one pipe.

5. METERED SERVICE

(a) All service except fire hydrants shall be metered. An individual meter shall be required for each premises and each separate service connection.

(b) Each new meter shall be purchased and installed by the Company at the customer's expense. The meter shall be of such size and design as reasonably necessary to serve the customer involved. Ownership of the meter shall be at all times in the Company and, subject to the provisions of Section 5 (c) hereof, the Company shall be responsible for maintenance of each meter at its own expense, except to the extent that the meter is damaged by the willful act or negligence of the customer.

(c) If any meter is required within a premise in addition to the Company's entrance meter, it will be installed, maintained and read by and at the expense of the customer.

(d) The quantity of water recorded by the meter shall be accepted as conclusive by both the customer and the company, except when the meter has been found to be registering inaccurately, or has ceased to register. In any such case, the quantity may be determined by the average registration of the meter in a corresponding past period, or by the average registration of the new meter, whichever method is more representative of the conditions existing during the period in question.

(e) The Company reserves the right to remove and to test any meter at any time and to substitute another meter in its place. In the case of a disputed account involving a question as to the accuracy of the meter, such meter will be tested by the Company upon request of the applicant. The normal charge for testing meters sized 5/8" to 1" shall be as set forth in Appendix A. For meters sized 1-1/2" and larger, the fee shall be based on the Company's actual cost including the cost of any outside contractor employed by the Company to perform such tests. In the event that the meter so tested is found to have an error to the detriment of the customer in excess of two percent at any rate of flow within normal test flow limits, the fee for testing will be refunded, and the current bill rendered based on the last reading of such meter shall be corrected accordingly.

(f) Subject to the provisions of Section 5 (c) hereof, the Company and Customer shall permit no one other than an agent of the Company to remove, inspect, or tamper with the meter. As soon as it comes to his knowledge, the Customer shall notify the Company of any injury to or malfunction of the meter.

6. TERMS OF PAYMENT

(a) All bills for service shall be payable upon receipt. However, no residential bill shall be considered "due" under applicable law or these Regulations in less than forty-five (45) days from receipt. Bills for service will be rendered periodically in accordance with the "Term of Payment" noted on the

applicable Rate Schedule and are payable at the office of the Company upon presentation. The Company may render bills on either a quarterly or monthly basis at the option of the Company.

No disputed portion of a bill, which relates to the proper application of approved rates and charges, or the Company's compliance with these Regulations, shall be considered "due" during the pendency or any complaint, investigation, hearing or appeal under these Regulations. If a non-residential customer wishes to dispute a bill, it must provide written notice of such dispute to the Company within twelve (12) months of receipt of such bill.

(b) Each bill for service will be rendered to the property owner of record, and, in the absence of special agreement, he/she will be held responsible for the payment of the bill.

(c) If payment for water service in full is not made within forty-five days after the bill is received by the non-residential customer, whether or not the bill is in dispute, the Company reserves the right to impose interest charges as provided in Section 13 hereof and/or to discontinue service in his premises in accordance with regulations of the Department of Public Utilities, if any are applicable; and/or to recover the reasonable costs of collection incurred by the Company.

(d) Whenever the customer desires to have his water service discontinued, he/she shall notify the Company. Until such notice is received by the Company, the customer shall be responsible for payment for service rendered by the Company. A reasonable time after the receipt of such notice shall be allowed the Company to take a final reading of the meter and to discontinue service. A turn-on charge as specified in Appendix A hereto will be charged to the customer to reinstate service.

(e) The Company may terminate service to a household in which all residents are sixty-five (65) years of age or older only after such Company first secures written approval of the Department. If a customer 65 years of age or older so desires, the Company shall provide a third person designated by such customer notification of all past due bills and other notices required by Department regulations. In addition to the application for such approval filed with the Department, the Company shall concurrently give written notice to the Department of Elder Affairs (or any agency designated by the Department of Elder Affairs for such purposes), any third person to be notified pursuant to 220 CMR 25.05(2) and the residents of such household. Prior approval by the Department of such application, no company may send notices threatening termination of service to any household which has notified the Company that all residents of the household are sixty-five (65) years of age or older.

7. ABATEMENTS AND REFUNDS

(a) No abatement shall be made for leaks or for water wasted by improper or damaged service pipes or fixtures belonging to the Customer, or for water services left on due to vacancy.

8. GENERAL

(a) Water service may be discontinued for non-payment of bills, willful waste of water or refusal of reasonable access to property or to meter in compliance with 220 CMR 25.00. Water service may also be discontinued upon reasonable notice for any one of the following reasons involving safety or health:

- (1) tampering with meters or meter seals;
- (2) property is vacant, furnishings removed and whereabouts of owner unknown;
- (3) cross connecting Company service with any other supply source;
- (4) refer to Drought Conditions, Section 15 and Section 16.

(b) When water has been turned off for any of the above reasons, or because of an unpaid bill, or upon order of the customer, a charge will be made for restoring service in the amount set forth in Appendix A to these Rules and Regulations.

(c) The Company will not permit its mains or service pipes to be connected with any other source of supply not approved by responsible public health authority, nor will the Company permit its mains or service pipes to be connected in any way to any pipes, tanks, vats or other apparatus which contain liquids, chemicals, or other pollution which can flow back into the Company's mains and consequently endanger the common water supply. Refer to Massachusetts Drinking Water Regulations 310 CMR 22.22, Cross Connection Distribution System or latest revision.

(d) Any authorized agent of the Company shall have the right of access at all reasonable hours to the premises supplied with water for the purpose of reading meters, examining fixtures and pipes, observing the manner of using water, or for any other purpose, which is reasonable and necessary in the conduct of Water Company business. No person shall be deemed to be an authorized agent of the company entitled to such access unless he/she displays on his outer garment a badge bearing his name and photograph and the name of the Company.

(e) The Company shall have the right to shut off the water supply to make repairs, changes or connections to its mains and other equipment. It will use reasonable efforts to notify the customer in advance of such discontinuance of service but in time of emergency may not be able to do so.

(f) The Company shall not be liable for any damage or inconvenience suffered by the customer as a result of any cause beyond the Company's control. The Company shall have the right to reserve a sufficient supply of water at all times in its reservoirs to provide for fire or any other emergencies, and may restrict or regulate the use of water by its customers in case of scarcity, or whenever the public welfare may require it.

9. PUBLIC FIRE HYDRANTS

- (a) Public fire hydrants will be installed at the expense of and remain the property of the Company.
- (b) Any expense for repairs caused by the negligence of employees of the municipality or its agents or of the fire department will be paid for by the municipality.
- (c) The use of hydrants or other fire protection systems will be restricted to the taking of water for the extinguishing of fires and Fire Department training and testing and water shall not be taken from any fire hydrant for construction purposes, sprinkling streets, street sweeping, flushing sewers or gutters, or any other use unless specially permitted by the Company in writing for the particular time and occasion. Notwithstanding the foregoing, the Town of Milford, during the course of street sweeping operations may take water from hydrants without prior approval of the Company. The Company may designate to the Town, specific hydrants not to be so utilized. Where the Town does take water from hydrants, the Town shall, on a daily basis, provide the company with a total of the gallons taken to fill street sweepers.
- (d) Fire pumps and booster pumps of any nature may be connected only after notification to the Company and Company approval and shall be constructed in such a manner to prevent cross connections and vacuum. Owners and operators of such equipment are liable for any and all damages of the Company property or other customers' property during such installation and operation.
- (e) Hydrants shall be authorized in writing by the Board of Selectmen at locations specified by the Board or its designee. Once installed, a hydrant may be moved to a new location upon proper authorization by the Board of Selectmen, but the relocation expense shall be borne by the municipality.

10. PRIVATE FIRE SERVICE

- (a) The entire cost of the labor and materials for installing a private fire service from the main to the premises will be paid for by the Customer. The Customer shall furnish, install, and maintain all new service connections, provided the costs of excavation, backfill and removal, and replacement of paving, walks, curbs, etc., including the hiring of traffic control personnel, and obtaining the street opening permits, necessarily incurred in respect to the new service shall be borne by the Customer or other applicant for service. For replacement of services, the Customer shall bear all costs from the main to the premise. All replacement work performed shall be done by the Company at the Customer's expense or by the Customer or his designee. The designee must be acceptable to the Company. The Company shall perform inspection services at the expense of the Customer.
- (b) A gate valve controlling the entire supply will be placed on the fire service between the main and the property line of the premises being served. Any valve pit or vault, which is required, will be

furnished at the expense of the Customer.

(c) The private fire service connection is furnished for the purpose of supplying water for the extinguishment of fires only and no use of water from such connection for any other purpose shall be made without approval of the Company.

(d) The Customer shall notify the Company within a period of seventy-two (72) hours after any usage of the sprinkler system.

(e) A double check detector check valve assembly shall be furnished and installed by the Customer in accordance with Company requirements, just inside the building wall or other convenient location on the Customer's premises as designated by the Company. The meter for the device by-pass will be furnished by the Company at the expense of the Customer. Any meter pit or vault required by the Company shall be constructed, furnished, installed and maintained at the expense of the Customer. The by-pass meter will be maintained by and at the expense of the Company.

(f) Any repairs or maintenance performed with the property of the Customer, whether done by the Customer or the Company, will be at the expense of the Customer. Any repairs performed between the main and the property line of the premise will be done by the Company at the expense of the Customer.

(g) Hydrants and other fixtures connected with a private fire service connection may be sealed by the Company and such seals shall be broken only in case of fire or as specially permitted by the Company, and the Customer must immediately notify the Company of the breaking of any such seal. All seals shall be approved by the Milford Fire Department prior to installation.

(h) No pipe or fixtures connected with a private fire service connection served by the Company shall be connected with pipes or fixtures supplied with water from any other source.

(i) The Company shall determine the size and location of any connection made to its mains for private fire service.

(j) Fire pumps and booster pumps of any nature may be connected to private fire services only after notification to the Company and Company approval and shall be constructed in such a manner to prevent cross connections and vacuum. The Customer is liable for any and all damages of the Company property or other customer's property during installation and operation.

(k) The entire private fire service connection and all parts of it which are located outside of the property line of the Customer are and forever remain the property of and under the complete jurisdiction of the Company.

(l) No test of Fire Services shall be permitted without approval by the Company. The Company may

elect to have a representative present. The test shall be scheduled to cause the least possible inconvenience to the Company's customers.

11. CUSTOMER SECURITY PAYMENTS

(a) As assurance of payment for commercial or industrial water bills, the Company may require a customer to make a security payment equal to charges for two months' average water usage or usage for any one month, whichever is greater (which security payment may be adjusted pursuant to 220 CMR 26.06). As assurance of payment for installation of service or other jobbing work undertaken for any type of customer, the Company may require a customer to make a security payment equal to one and one-half of the estimated cost of the jobbing service. Interest shall be paid on such security payment in accordance with the requirements of 220 CMR 26.09 and Section 16 of Chapter 158 of the General Laws of Massachusetts, as may apply from time to time. When service is discontinued, or the jobbing work is completed, the Company will apply the security payment against any sum owed to the Company by the customer and refund the balance, if any, to the customer.

12. SERVICE TO NEW AREAS

(a) The developer of any real estate shall pay the cost of a new water main to reach the property from an existing main and to service the property internally. An individual property owner will likewise be required to pay the cost of extending an existing main to reach his/her property.

(b) The standard sized main shall have an inside diameter of eight inches, but the Company may require a larger size at the owner's expense if in the Company's judgment such larger size is deemed necessary by reason of the distance involved or the size of the property to be served.

13. INTEREST CHARGES FOR LATE PAYMENT

(a) Except as otherwise provided herein, bills for water service shall be due and payable when rendered. A bill shall be deemed rendered when it is delivered to the customer personally or three days following the date of the mailing of the bill to the mailing address supplied by the customer to the Company, whether or not the bill is in dispute.

(b) No bill shall be considered "past due" under applicable law or these Regulations in less than forty-five (45) days from receipt. No bill rendered to the Commonwealth of Massachusetts or to any agency, city, town, county or political subdivision thereof, shall be considered "past due" under applicable law or these Regulations in less than fifty-five (55) days from receipt.

(c) Except as provided in section (d) below, a bill rendered to a non-residential customer for which payment in full has not been received within 45 days from the date the bill was rendered, whether or not the bill is in dispute, shall bear interest at the applicable monthly rate as determined in section (e) below, on any unpaid balance from the due date until the date of payment. The Company may

discontinue service to his/her premises in accordance with regulation of the Department, if any are applicable, and/or may recover the reasonable costs of collection incurred by the Company.

(d) A bill rendered to the Commonwealth of Massachusetts or to any agency, city, town, county political subdivision thereof, for which payment in full has not been received within 55 days, from the date the bill was rendered shall bear interest at the applicable monthly rate as determined in section (e) below, on any unpaid balance from the due date until the date of payment.

(e) The applicable monthly interest rate shall be established on February 1 each year based upon the previous year annual average of two year Treasuries plus 1000 basis points, as per DPU Order 93-204-A, effective November 1, 1994.

14. PRESSURE AND CONTINUITY OF SUPPLY

(a) The Water Company does not guarantee a sufficient or uniform pressure, or an uninterrupted supply of water and customers are cautioned to provide sufficient storage of water where an absolutely uninterrupted storage supply must be assured, such as steam boilers, domestic hot water systems, gas engines, medical equipment, etc.

(b) In high elevation sections where pressure is low, the customer shall, if he/she desires a higher pressure than that furnished at the mains of the Company, install at their own expense, a tank and/or booster pump, of a type and installation approved by the Company.

(c) Where the pressure to a customer's premises is greater than he/she wished, it shall be his/her responsibility to install the proper regulating device to reduce pressure to the extent desired.

(d) The Company shall have the right to reserve sufficient supply of water at all times to provide fire, health and sanitary requirements, whenever the public welfare may require it.

15. DURING DROUGHT CONDITIONS

(a) The Company shall restrict water usage by the following ways:

Stage I. Voluntary water conservation - Outside water usage limited to odd-even allocation program between the hours of 7 PM and 7AM.

Stage II	Mandatory water conservation - Outside water usage limited to odd-even allocation program between the hours of 7 PM and 7AM. First violation - written citation. Subsequent violations - termination of water service plus costs of termination and restoration.
Stage III	Mandatory water conservation - Lawn sprinklers, irrigation system, soakers and unattended hoses forbidden. Outside water usage restricted to use of hand held hose only for no more than one (1) hour between 7 PM and 7AM. First violation - written citation. Subsequent violations - termination of water service plus costs of termination and restoration.
Stage IV	Total mandatory water conservation - All outside use of water is forbidden. First violation - written citation. Subsequent violations - termination of water service plus costs of termination and restoration.

For Stage II, Stage III and Stage IV, first violation notices shall state the consequences (i.e., shut off and fees) for each subsequent violation cited during the restriction period.

(b) The Company will notify local agencies, Department of Environmental Protection and the Department of Public Utilities before implementation of any stage of the water conservation plan. Copies of the notification, penalties, termination notices and acknowledgments of penalties shall be filed with the above agencies.

(c) Customers shall be notified by the Town's Emergency Notification System (ENS), local newspaper, radio station, cable television, handouts, or advance notification through billings for drought related restrictions. In an emergency requiring 24 hour or less notification, termination shall be deferred until the customer found in violation is personally notified.

(d) No exceptions shall be granted for Stage III and Stage IV.

(e) Restrictions shall remain in effect until public notice is given by the Company.

(f) Costs of termination and restoration must be paid in full before service is restored.

16. CHARGES DURING DROUGHT CONDITIONS

(a) Customers will be charged a termination charge and a restoration charge as specified in Appendix A. Where service restoration can reasonably be accomplished, only outside the Company's normal working hours (Monday through Friday, 8 AM to 5 PM), the termination and restoration charge imposed on a customer of record and subsequent violations may be higher than the charge specified in Appendix A in order to recover the Company's actual overtime costs. The charge imposed outside normal working hours shall be limited to the Company's actual costs which vary according to the time involved, day of the week and time of the day and holidays.

(b) The charges for termination and restoration are applicable to all customers located on the mains of the Company in the corporate limits of the Town of Milford for the purpose of drought conditions.

17. WATER CONSERVATION POLICY

(a) In response to the Massachusetts Department of Environmental Protection's request, the Company has developed a more aggressive 'water conservation policy' to address matters related to system capacity and present and future demands. The list of conservation measures taken by the Company are:

- (1) Eliminate of the existing descending block rate structure and adoption of a flat rate charge for all water sold.
- (2) Eliminate minimum water allowances.
- (3) Charge individual customers a quarterly (or monthly) service charge by meter size, plus a volumetric charge beginning at the first cubic foot of water metered.
- (4) Institute a water conservation surcharge on all residential customers using an amount over 4,800 cubic feet per quarter per household. The surcharge will be 150% the base rate.
- (5) Banned all new lawn irrigation systems connected to the Company supply after January 1, 2005. If a customer installed a lawn irrigation system after January 1, 2005 and connected it to the Company's supply, the Company requires the Customer to disconnect the banned irrigation system and the Company also reserves it right to terminate service to this Customer until the irrigation system is disconnected.
- (6) Conduct a formal leak survey at least every two (2) years.

RULES AND REGULATIONS

APPENDIX A

Schedule of Administrative Fees and Charges

System Development Charge (Section 3f):

5/8" Meter	(20 gallons per minute)	\$2,200.00
3/4" Meter	(30 gallons per minute)	\$3,300.00
1" Meter	(50 gallons per minute)	\$5,500.00
1-1/2" Meter	(100 gallons per minute)	\$11,000.00
2" Meter	(160 gallons per minute)	\$17,600.00
3" Meter	(320 gallons per minute)	\$35,000.00
4" Meter	(500 gallons per minute)	\$55,000.00

Charge for testing meters 5/8" to 1" (Section 5e): \$ 50.00 (refundable if meter is more
than 2% inaccurate, as
specified in Section 5e)

Restoration Charge (Section 6d and Section 8b): \$ 70.00 (during regular business hours)
\$ 100.00 (during non-business hours)

Disconnection and Restoration Charges during Drought (Section 16a):

\$ 70.00 (during regular business hours)
\$ 100.00 (during non-business hours)

Return Check Fee \$ 20.00

Turn-on Fee, during business hours \$ 70.00

Turn-on Fee, during non-business hours \$ Actual Cost

Cross-Connection device testing Fee, one device \$ 75.00

Cross-Connection, each additional device \$ 35.00

MILFORD WATER COMPANY
MILFORD, MASSACHUSETTS

M.D.P.U. No. 26
Original Sheet 15

Broken Meter Seal	\$ 50.00
Administration Fee for Real-estate Closings	\$ 25.00
Additional Transactions – same property	\$ 10.00

COMMONWEALTH OF MASSACHUSETTS

DEPARTMENT OF PUBLIC UTILITIES

MILFORD WATER COMPANY

M.D.P.U. NO. 29

RATES

Canceling:

MILFORD WATER COMPANY

RATES

M.D.P.U. NO. 28

Issued: **January 14, 2019**

MILFORD WATER COMPANY

EFFECTIVE: **February 1, 2019**

Issued By: David L. Condrey, Manager

RATES FOR METERED SERVICE

AVAILABILITY

These rates are available to all residential customers located on the mains of the Company in the corporate limits of the Town of Milford for all purposes except fire service, subject to the RULES AND REGULATIONS of the MILFORD WATER COMPANY.

METER RATES

Charges for water will be the sum of the Service Charge by meter size either on a monthly or quarterly basis as the Company may determine, PLUS a volumetric charge based on the following rate(s) per hundred cubic feet ("CCF").

	Per CCF
	<u>Per Quarter</u>
For residential users:	
First 48 CCF	\$4.804
Over 48 CCF	\$7.210

	Per CCF
	<u>Per Month</u>
For residential users:	
First 16 CCF	\$4.804
Over 16 CCF	\$7.210

Service Charge Per Meter:

Size of <u>Meter</u>	Service Charge <u>Per Quarter</u>	Service Charge <u>Per Month</u>
5/8	\$40.17	\$13.39
3/4	\$42.74	\$14.24
1	\$50.41	\$16.80
1 1/2	\$60.64	\$20.21
2	\$88.72	\$29.56
3	\$297.31	\$99.10
4	\$373.42	\$124.47
6	\$551.80	\$183.93
8	\$756.34	\$252.11
10	\$960.89	\$320.29
12	\$1,167.82	\$389.27

RATES FOR METERED SERVICE (continued)

Terms of Payment:

The Company may render bills on either a quarterly or monthly basis. The above rates are payable within forty-five (45) days of the date of the bill.

CONTRACTORS RATE

Contractors requiring water service shall file a written application to the Company and shall pay all costs of making a hydrant connection or other connections to the water system, including the cost of installing a water meter and will, in addition, pay for water at the established rates. The Company reserves the right to collect estimated connection costs and one month's service charge before turning on the water.

Terms of Payment:

The Company may render bills on either a quarterly or monthly basis. The above rates are payable within forty-five (45) days of the date of the bill.

RATES FOR METERED SERVICE (continued)

AVAILABILITY

These rates are available to all non-residential customers located on the mains of the Company in the corporate limits of the Town of Milford for all purposes except fire service, subject to the RULES AND REGULATIONS of the MILFORD WATER COMPANY.

MONTHLY METER RATES

Charges for water will be the sum of the Monthly Service Charge by meter size PLUS a volumetric charge based on the following rate(s) per CCF.

	<u>Per CCF</u>
For all water used by non-residential customers	\$4.804

Monthly Service Charge Per Meter:

<u>Size of Meter (Inches)</u>	<u>Service Charge Per Month</u>
5/8	\$23.12
3/4	\$23.97
1	\$26.54
1 1/2	\$29.99
2	\$39.27
3	\$109.41
4	\$133.21
6	\$192.65
8	\$261.63
10	\$330.61
12	\$399.59

Terms of Payment:

The Company may render bills on either a quarterly or monthly basis. The above rates are payable within forty-five (45) days of the date of the bill.

RATES FOR PUBLIC FIRE SERVICE

AVAILABILITY

These rates are available to the Town of Milford for Public fire service only, and in accordance with the RULES AND REGULATIONS of the MILFORD WATER COMPANY.

RATES

Charges will be the sum of (1) an annual lump sum amount and (2) a hydrant rental for each public hydrant in service.

Lump sum amount for fire flow capacity provided to public fire hydrants in Milford	\$696,822
Rental for each public fire hydrant in service	\$313.95(annually)

TERMS OF PAYMENT

Bills would be rendered periodically and are due and payable within forty-five (45) days of the date of the bill.

SPECIAL PROVISION

A charge of \$100.00 will be made for each unauthorized use of a public fire hydrant.

RATES FOR PRIVATE FIRE SERVICE

AVAILABILITY

These rates are available to customers located on the mains of the Company inside of the corporate limits of the Town of Milford, for Private Fire Service (Sprinkler Service and Private Hydrant Service) subject to the RULES AND REGULATIONS of the MILFORD WATER COMPANY. The total cost of installing fire service connections shall be borne by the customer.

RATES (annual)

For each 1.5" or smaller service connection	\$28.92
For each 2" service connection	\$43.39
For each 4" service connection	\$268.00
For each 6" service connection	\$778.33
For each 8" service connection	\$1,658.54
For each 10" service connection	\$2,982.87
For each 12" service connection	\$4,818.07
For each private hydrant connected to the mains of the Water Company	\$778.63

TERMS OF PAYMENT

Bills shall be rendered quarterly or monthly subject to the billing period for the private fire customer's metered water service, or if none, then as determined by the Company. The above rates are net and due and payable within forty-five (45) days of the date of the bill.

SPECIAL PROVISIONS

- (a) All water shall be used for fire protection purposes only.
- (b) The Company reserves the right, if water is used in violation of (a) above, to install a meter on the connection at any time which will meet the requirements of the fire insurance companies. In the event a meter is installed, the established meter rates, including both water and minimum charges, will apply in addition to the above rates for Private Fire Protection.
- (c) A charge of \$250.00 will be made for each unauthorized use of private fire facilities for each event.

RATES TO OTHER WATER UTILITIES

AVAILABILITY

These rates are available only to other water utilities in the sole discretion of the Milford Water Company and all such service shall be subject to the RULES AND REGULATIONS of the MILFORD WATER COMPANY in all regards.

GENERAL WATER SERVICE RATES

Charges for water will be the sum of the Service Charge by meter size either on a monthly or quarterly basis as the Company may determine, PLUS a volumetric charge based on the following rate(s) per CCF.

	<u>Per CCF</u>	
For all water used	\$7.207	
Service Charge Per Meter:		
Size of Meter <u>(Inches)</u>	Service Charge <u>Per Month</u>	Service Charge <u>Per Quarter</u>
3" Meter	\$99.10	\$297.31
4"	\$124.47	\$373.42
6"	\$183.93	\$551.80
8"	\$252.11	\$756.34
10"	\$320.29	\$960.89
12"	\$389.27	\$1,167.82

FIRE SERVICE RATES

For each fire hydrant supplied with water by the Milford Water Company the charge will be the same as the charge for private hydrant.

TERMS OF PAYMENT

Bills will be rendered quarterly or monthly, as determined by the Company and are due and payable within forty-five (45) days of the date of the bill.

LOW-INCOME RATES FOR METERED SERVICE

AVAILABILITY

These rates are available to all residential customers located on the mains of the company in the corporate limits of the Town of Milford, for all purposes except fire service, subject to the RULES AND REGULATIONS of the MILFORD WATER COMPANY that fulfill the following requirements:

1. the applicant must be the owner of the residential property;
2. the applicant must reside in the property;
3. the property must be a single-family property;
4. the applicant must be 65 years of age or older;
5. the applicant must be receiving Supplemental Security Income, or be 70 years of age or older and be receiving a property tax exemption under G.L. c. 59, § 5, Clause 41, 41B or 41C; and
6. the applicant must not have any child greater than 19 years of age living within the property.

METER RATES

Charges for water will be the sum of the Service Charge by meter size either on a monthly or quarterly basis as the Company may determine, PLUS a volumetric charge based on the following rate(s) per CCF.

	Per CCF <u>Per Quarter</u>
First 48 CCF	\$3.845
Over 48 CCF	\$5.767
	Per CCF <u>Per Month</u>
For low-income residential users:	
First 16 CCF	\$3.845
Over 16 CCF	\$5.767

Quarterly Charges per Meter:

<u>Size of Meter (Inches)</u>	<u>Service Charge Per Quarter</u>
5/8	\$32.12
3/4	\$34.20
1	\$40.34
1 1/2	\$48.52

Monthly Charges per Meter:

<u>Size of Meter (Inches)</u>	<u>Service Charge Per Month</u>
5/8	\$10.70
3/4	\$11.40
1	\$13.44
1 1/2	\$16.17

TERMS OF PAYMENT

Bills will be rendered quarterly or monthly, as determined by the Company and are due and payable within forty-five (45) days of the date of the bill.

SURCHARGE FOR WATER PURCHASED

This schedule establishes the procedure to be followed for adjusting, on an annual basis, the Company's metered rate schedules in order to account for price differentials between the Company's metered service rates and the cost of water purchased from other water systems under emergency conditions.

The calculation of the surcharge for water purchased ("SWP") is as follows:

$$\text{Surcharge per CCF} = \frac{(C - (Q_a \times R_a))}{Q}$$

Where C = Cost of water purchased from all sources other than Clarks Island Well Station during previous calendar year, provided such cost exceeds 1.5 percent of the Company's gross revenues from water sales as reported in the same period

Q = Volume of water sold to metered rate customers during previous calendar year

Q_a = Volume of water purchased from sources other than Clarks Island Well Station during previous calendar year

R_a = Metered service volumetric rate in effect during previous calendar year, as defined below

For purposes of the SWP, gross revenues from water sales shall represent the sum of Accounts 501 through 505 as defined by the Department's Uniform System of Accounts for Water Companies pursuant to 220 C.M.R. § 52.00 et seq.

For purposes of the SWP, the metered service volumetric rate shall consist of the average volumetric rate (excluding any SWP revenues) applicable to the Company's (1) Rates for Metered Service, (2) Low-Income Rates for Metered Service, and (3) Rates to Other Water Utilities, weighted by the volume of sales to each of these rate classes during the previous calendar year.

Any remaining over- or under-collection of SWP revenues shall be passed back or collected from customers in the following manner:

SURCHARGE FOR WATER PURCHASED (continued)

- (1) If a SWP charge is applicable in a given year, any over- or under-collection resulting from the previous year's application of the SWP shall be passed back or collected from customers through adding the outstanding over- or under-collection to the "C" component of the SWP formula.
- (2) If no SWP charge is applicable in a given year, any over- or under-collection resulting from the previous year's application of the SWP shall be passed back or collected from customers through a true-up adjustment on customer's bills issued after April 1 of the following year. The amount of such credit or surcharge will be determined by dividing the outstanding balance by the Company's total revenues received through the customer service charge component for the previous year to develop a percentage factor, that in turn will be applied to the Company's then-current customer service charge to derive a customer surcharge or credit based on meter size.

The Company shall submit its proposed SWP factor to the Department no later than February 15 of each year, along with all supporting documentation. Unless otherwise ordered by the Department, the SWP factor will become effective on all billings rendered on and after April 1 of the same year, through March 31 of the following year. The operation of the SWP factor is subject to all powers of suspension and investigation vested in the Department pursuant to G.L. c. 164, § 94 and G.L. c. 165, § 2.

The Company will notify customers in simple terms of changes to the SWP, including the nature of the change and the manner in which the SWP is applied to customer bills. The Company will submit this notice for Department approval at the time of each SWP filing.

OTHER SERVICES

The Company may impose additional miscellaneous charges and fees for services rendered as specified in Appendix A to the Company's Rules and Regulations.