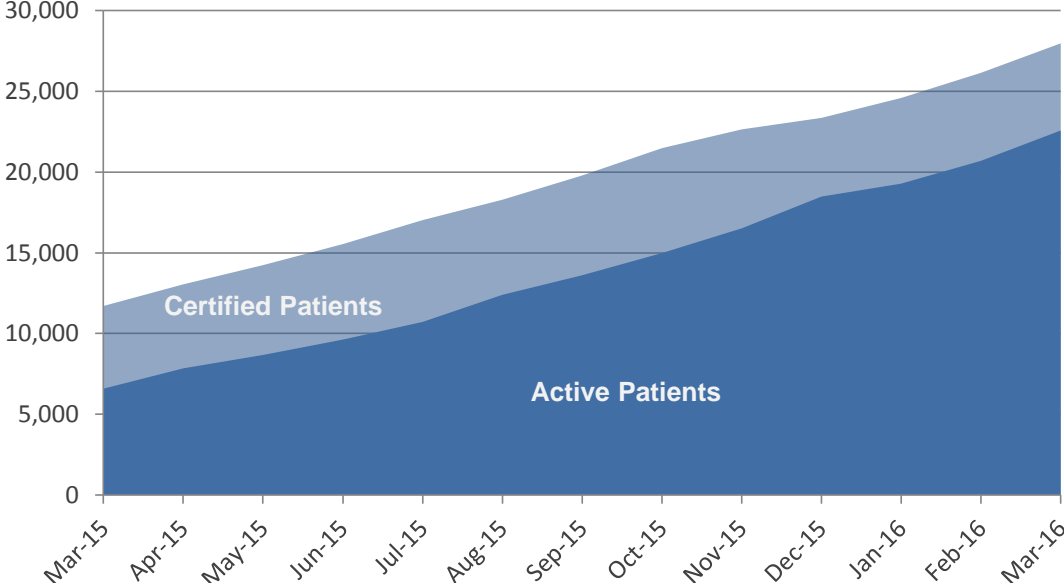


REGISTRATION

Patient Count Snapshot



Month	Active Patients	Certified Patients	Total
Mar-15	~6,000	~6,000	~12,000
Apr-15	~7,000	~7,000	~14,000
May-15	~8,000	~8,000	~16,000
Jun-15	~9,000	~9,000	~18,000
Jul-15	~10,000	~10,000	~20,000
Aug-15	~11,000	~11,000	~22,000
Sep-15	~12,000	~12,000	~24,000
Oct-15	~13,000	~13,000	~26,000
Nov-15	~14,000	~14,000	~28,000
Dec-15	~15,000	~15,000	~30,000
Jan-16	~16,000	~16,000	~32,000
Feb-16	~17,000	~17,000	~34,000
Mar-16	~18,000	~19,000	~37,000

Patient and Caregiver Metrics

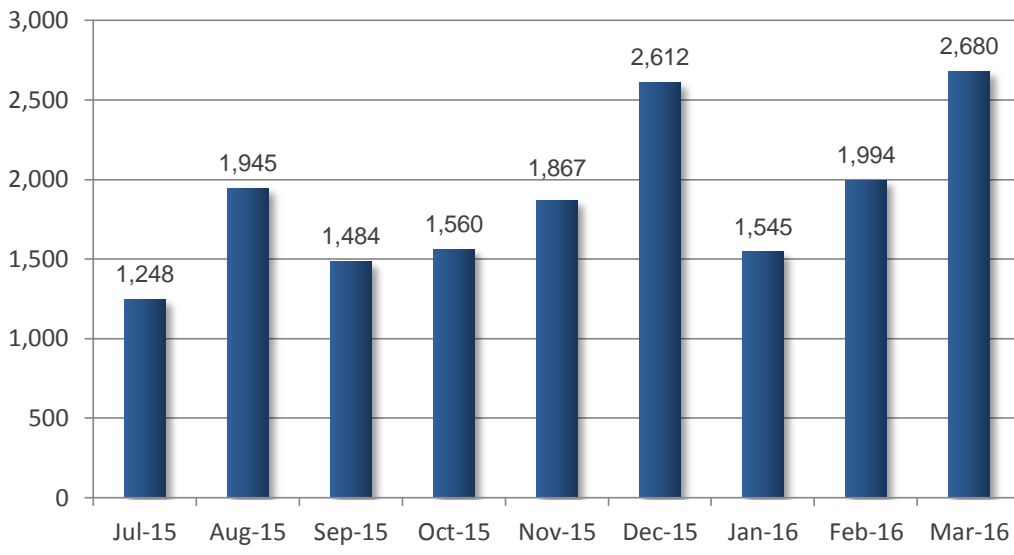
	New in March	Total through March 31
Certified Patients	2,940	27,963
Total Active* Patients	2,680	22,567
Total Active** Caregivers	227	1,392

* certified and registered with DPH
** registered with DPH

Physician Metrics

	New in March	Total through March 31
Registered Physicians	6	142

New Active* Patients



Month	New Active* Patients
Jul-15	1,248
Aug-15	1,945
Sep-15	1,484
Oct-15	1,560
Nov-15	1,867
Dec-15	2,612
Jan-16	1,545
Feb-16	1,994
Mar-16	2,680

COMPLIANCE

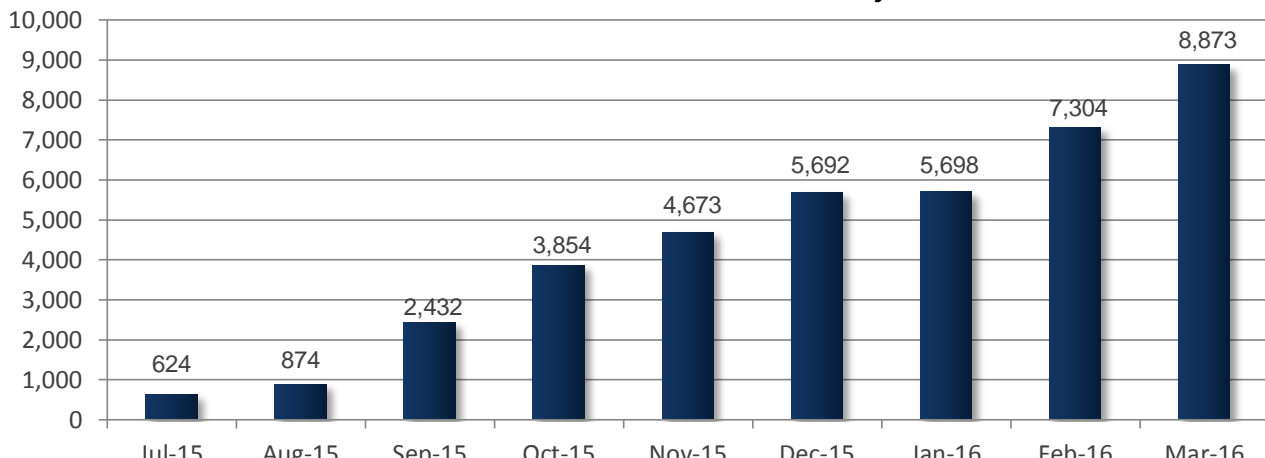
Aggregate RMD Business Activity

	March	Total through March 31
Unique Patients Served	8,873	14,445
Unique Caregiver Served	192	400
MMJ Sold, oz.	8,002	31,509

RMD Status

	New in March	Total
RMDs With Final Certificate, selling	0	6
RMDs with Final Certificate, not yet selling	0	0
RMDs with Provisional Certificates, in Inspection Phase	1	2

Patients who Purchased Medical Marijuana



Month	Patients who Purchased Medical Marijuana
Jul-15	624
Aug-15	874
Sep-15	2,432
Oct-15	3,854
Nov-15	4,673
Dec-15	5,692
Jan-16	5,698
Feb-16	7,304
Mar-16	8,873