

THE COMMONWEALTH OF MASSACHUSETTS

ANNUAL RETURN

OF THE

**New England Hydro Transmission Electric
Company, Inc.**

TO THE

DEPARTMENT OF PUBLIC UTILITIES

**For the Year Ended December 31,
2018**

The logo for National Grid, featuring the word "nationalgrid" in a dark blue, sans-serif font. The word "national" is in a lighter blue weight, and "grid" is in a bolder weight. The logo is set against a light gray background with a faint, abstract pattern of lines and dots.

Check Date: **03/21/2019**national**grid**Check Number: **7001552934**

Vendor ID:	1000013565	Amount of Invoices:	\$5.00
Vendor Name:	MASSACHUSETTS DEPARTMENT OF PUBLIC	Discounts Taken:	\$0.00
Value Date:	03/21/2019	Amount of Payment:	\$5.00

Please be advised that **NATIONAL GRID USA SERVICE COMPANY, INC** has generated a payment on behalf of **NATIONAL GRID USA SERVICE COMPANY, INC**. The invoice payment details are as follows:

Origin	Invoice Number	Invoice Date	Invoice Received Date	Gross Amount	Discount Taken	Paid Amount	PO ID	Payment Message
NONPO	ING FEE-MA HYDRO	03/12/2019	03/19/2019	\$5.00	\$0.00	\$5.00		
				\$5.00	\$0.00	\$5.00		

Contact the Accounts Payable Department at **1-888-483-2123** to receive payments electronically, update account information or make inquiries.

National Grid USA - Accounts Payable Department - 300 Erie Blvd West, Syracuse, NY 13202 1-888-483-2123

DOCUMENT IS PRINTED ON CHEMICALLY REACTIVE PAPER - THE BACK OF THIS DOCUMENT INCLUDES A CHEMICAL WASH WARNING BOX

National Grid
300 Erie Boulevard West
Syracuse, NY 13202-4250

Citibank, NA
One Penn's Way
New Castle, DE 19720

62-20/311**7001552934****Date 03/21/2019****Check Amount \$5.00********Pay **** FIVE AND 00/100 DOLLARS ******

**To
The
Order
Of** **MASSACHUSETTS DEPARTMENT OF PUBLIC
UTILITIES
PIPELINE ENGINEERING AND SAFETY DIVISION
ONE SOUTH STATION
BOSTON, MA 02110**



Authorized Signature
Void after 120 Days

⑈ 700 155 2934 ⑈ ⑆ 03 1 100 20 ⑆

38860647⑈

DEPARTMENT OF PUBLIC UTILITIES

This statement is filed in accordance with Chapter 164, Section 84A

CONDENSED FINANCIAL RETURN FOR THE YEAR ENDED DECEMBER 31, 2018

FULL NAME OF COMPANY - NEW ENGLAND HYDRO-TRANSMISSION ELECTRIC COMPANY, INC.

LOCATION OF PRINCIPAL BUSINESS OFFICE - 1 Metrotech Center, Brooklyn NY 11201

STATEMENT OF INCOME FOR THE YEAR

See Copy of Income Statement Filed with the DPU Return Attached

Item	Current Year	Increase or (Decrease) from Preceding Year
OPERATING INCOME	\$	\$
Operating Revenues		
Operating Expenses:		
Operation Expense See Copy of Statement of Income Filed		
Maintenance Expense with the DPU Return, attached.		
Depreciation Expense		
Amortization of Utility Plant		
Amortization of Property Losses		
Amortization of Conversion Expenses		
Taxes Other Than Income Taxes		
Income Taxes		
Provisions for Deferred Federal Income Taxes		
Federal Income Taxes Deferred in Prior Years - Cr		
Total Operating Expenses		
Net Operating Revenues		
Income from Utility Plant Leased to Others		
Other Utility Operating Income		
Total Utility Operating Income		
OTHER INCOME		
Income from Mdse. Jobbing & Contract Work		
Income from Nonutility Operations		
Nonoperating Rental Income		
Interest and Dividend Income		
Miscellaneous Nonoperating Income		
Total Other Income		
Total Income		
MISCELLANEOUS INCOME DEDUCTIONS		
Miscellaneous Amortization		
Other Income Deductions		
Total Income Deductions		
Income Before Interest Charges		
INTEREST CHARGES		
Interest on Long-Term Debt		
Amortization of Debt Discount and Expense		
Amortization of Premium on Debt - Credit		
Interest on Debt to Associated Companies		
Other Interest Expense		
Interest Charged to Construction - Credit		
Total Interest Charges		
Net Income		

BALANCE SHEET

See Copy of Balance Sheet Filed with the DPU Return Attached

Title of Account	Balance End of Year	Title of Account	Balance End of Year
UTILITY PLANT	\$	PROPRIETARY CAPITAL	\$
Utility Plant		CAPITAL STOCK	
OTHER PROPERTY AND INVESTMENTS		Common Stock Issued	
Nonutility Property		Preferred Stock Issued	
Investment in Associated Companies		Capital Stock Subscribed	
Other Investments		Premium on Capital Stock	
Special Funds		Total	
Total Other Property and Investments		SURPLUS	
CURRENT AND ACCRUED ASSETS		Other Paid-In Capital	
Cash		Earned Surplus	
Special Deposits		Surplus Invested in Plant	
Working Funds		Total	
Temporary Cash Investments		Total Proprietary Capital	
Notes and Accounts Receivable		LONG-TERM DEBT	
Receivables from Associated Companies		Bonds	
Materials and Supplies		Advances from Associated Companies	
Prepayments		Other Long-Term Debt	
Interest and Dividends Receivable		Total Long-Term Debt	
Rents Receivable		CURRENT AND ACCRUED LIABILITIES	
Accrued Utility Revenues		Notes Payable	
Misc. Current and Accrued Assets		Accounts Payable	
Total Current and Accrued Assets		Payables to Associated Companies	
DEFERRED DEBITS		Customer Deposits	
Unamortized Debt Discount and Expense		Taxes Accrued	
Extraordinary Property Losses		Interest Accrued	
Preliminary Survey and Investigation Charges		Dividends Declared	
Clearing Accounts		Matured Long-Term Debt	
Temporary Facilities		Matured Interest	
Miscellaneous Deferred Debits		Tax Collections Payable	
Total Deferred Debits		Misc. Current and Accrued Liabilities	
CAPITAL STOCK DISCOUNT AND EXPENSE		Total Current and Accrued Liabilities	
Discount on Capital Stock		DEFERRED CREDITS	
Capital Stock Expense		Unamortized Premium on Debt	
Total Capital Stock Discount and Expense		Customer Advances for Construction	
REACQUIRED SECURITIES		Other Deferred Credits	
Reacquired Capital Stock		Total Deferred Credits	
Reacquired Bonds		RESERVES	
Total Reacquired Securities		Reserves for Depreciation	
Total Assets and Other Debits		Reserves for Amortization	
		Reserve for Uncollectible Accounts	
		Operating Reserves	
		Reserve for Depreciation and Amortization of Nonutility Property	
		Reserves for Deferred Federal Income	
		Taxes	
		Total Reserves	
		CONTRIBUTIONS IN AID OF CONSTRUCTION	
		Contributions in Aid of Construction	
		Total Liabilities and Other Credits	

NOTES:

Commonwealth of Massachusetts
Department of Public Utilities
One South Street
Boston, MA 02110

STATEMENT OF OPERATING REVENUES

YEAR 2018

Name of Company: New England Hydro Transmission Electric Company, Inc.

D/B/A: New England Hydro Transmission Electric Company, Inc.

Address: 40 Sylvan Road
Waltham, Massachusetts 02451


		Location on <u>Annual Return</u>
Massachusetts Operating Revenues (Intrastate)	<u>\$ 25,556,033</u>	<u>N/A</u>
Other Revenues (outside Massachusetts)	<u>\$ -</u>	<u>N/A</u>
Total Revenues	<u>\$ 25,556,033</u>	<u>Page 3</u>

I hereby certify under the penalties of perjury that the foregoing statement is true to the best of my knowledge and belief.

Signature

Name

Title



Kate Sturgess

Vice President and U.S. Controller

The purpose of this statement is to provide the Department of Public Utilities with the amount of intrastate operating revenues for the annual assessment made pursuant to G.L. c. 25, § 18.

If invoices or correspondence are to be addressed to a particular individual or department of the Company, please provide the name, title, and address below.

Name

Title

Address

STATEMENT OF EARNED SURPLUS

Unappropriated Earned Surplus (at beginning of period).....	\$	
Balance Transferred from Income.....		
Miscellaneous Credits to Surplus.....		
Miscellaneous Debits to Surplus.....		
Appropriations of Surplus.....		
Net Additions to Earned Surplus.....		
Dividends Declared -- Preferred Stock.....		
Dividends Declared -- Common Stock.....		
Unappropriated Earned Surplus (at end of period).....		

ELECTRIC OPERATING REVENUES

Account	Operating Revenues	
	Amount for Year	Increase or (Decrease) from Preceding Year
SALES OF ELECTRICITY	\$	\$
Residential Sales.....		
Commercial and Industrial Sales.....		
Small (or Commercial).....		
Large (or Industrial).....		
Public Street and Highway Lighting.....		
Other Sales to Public Authorities.....		
Sales to Railroad and Railways.....		
Interdepartmental Sales.....		
Miscellaneous Electric Sales.....		
Provision for Rate Refunds.....	(4,268,260)	(5,460,946)
Total Sales to Ultimate Consumers.....	(4,268,260)	(5,460,946)
Sales for Resale.....	0	0
Total Sales of Electricity.....	(4,268,260)	(5,460,946)
OTHER OPERATING REVENUES		
Forfeited Discounts.....		
Miscellaneous Service Revenues.....		
Sales of Water and Water Power.....		
Rent from Electric Property.....		
Interdepartmental Rents.....		
Other Electric Revenues.....	29,824,293	7,147,646
Total Other Operating Revenues.....	29,824,293	7,147,646
Total Electric Operating Revenues.....	25,556,033	1,686,700

SUMMARY OF ELECTRIC OPERATION AND MAINTENANCE EXPENSES

Functional Classification	Operation	Maintenance	Total
Power Production Expenses	\$	\$	\$
Electric Generation:			
Steam Power.....			0
Nuclear Power.....			0
Hydraulic Power.....			0
Other Power.....			0
Other Power Supply Expenses.....			0
Total Power Production Expenses.....	0	0	0
Transmission Expenses.....	3,348,431	2,085,157	5,433,588
Distribution Expenses.....		0	0
Customer Accounts Expenses.....			0
Sales Expenses.....			0
Administrative and General Expenses.....	2,942,339	151	2,942,490
Total Electric Operation and Maintenance Expenses	6,290,770	2,085,308	8,376,078

NEW ENGLAND HYDRO-TRANSMISSION ELECTRIC COMPANY, INC.

FOR THE YEAR ENDED DECEMBER 31, 2018

GAS OPERATING REVENUES


(Not Applicable)

Account	Operating Revenues	
	Amount for Year	Increase of (Decrease) from Preceding Year
SALES OF GAS	\$	\$
Residential Sales.....		
Commercial and Industrial Sales.....		
Small (or Commercial).....		
Large (or Industrial).....		
Other Sales to Public Authorities.....		
Interdepartmental Sales.....		
Miscellaneous Gas Sales.....		
Total Sales to Ultimate Consumers.....	0	0
Sales for Resale.....	0	0
Total Sales of Gas.....	0	0
OTHER OPERATING REVENUES		
Forfeited Discounts.....		
Miscellaneous Service Revenues.....		
Revenues from Transportation of Gas of Others.....		
Sales of Products Extracted from Natural Gas.....		
Revenues from Natural Gas Processed by Others.....		
Rent from Gas Property.....		
Interdepartmental Rents.....		
Other Gas Revenues.....		
Total Other Operating Revenues.....		
Total Gas Operating Revenues.....		

SUMMARY OF GAS OPERATION AND MAINTENANCE EXPENSES

(Not Applicable)

Functional Classification	Operation	Maintenance	Total
Steam Production.....	\$	\$	\$
Manufactured Gas Production.....			
Other Gas Supply Expenses.....			
Total Production Expenses.....			
Local Storage Expenses.....			
Transmission and Distribution Expenses.....			
Customer Accounts Expenses.....			
Sales Expenses.....			
Administrative and General Expenses.....			
Total Gas Operation and Maintenance Expenses...			

 I hereby certify that the foregoing statements are full, just and true to the best of my knowledge and belief. This statement is signed under the penalties of perjury.

Kate Sturgess

Vice President and U.S. Controller

Massachusetts Department of Public Utilities (DPU) Filing

New England Hydro Transmission Electric Company, Inc.

December 31, 2018

TABLE OF CONTENTS

General Information	S1-S3
Notes Receivable	S4
Accounts Receivable	S5
Production Fuel & Oil Stocks	S6
Deferred Losses From Disposition Of Utility Plant	S7
Notes Payable	S8
Payables to Associated Companies	S9
Deferred Gains from Disposition Of Utility Plant	S10
Operating Reserves	S11
Sales of Electricity To Ultimate Customers	S12
Other Utility Operating Income	S13
Overhead Distribution Lines Operated	S14
Electric Distribution Services	S14
Street Lamps Connected To System	S15
Rate Schedule Information	S16
Advertising Expenses	S17
Charges For Professional & Other Consulting Services	S18
Deposits & Collateral	S19
Signature Page	S20
Return on Equity	S21

Name of Respondent NEW ENGLAND HYDRO-TRANSMISSION ELECTRIC COMPANY, INC.	This Report Is: (1) <input checked="" type="checkbox"/> An Original (2) <input type="checkbox"/> A Resubmission	Date of Report (Mo, Da, Yr) 3/28/2019	Year of Report December 31, 2018
GENERAL INFORMATION			
PRINCIPAL AND SALARIED OFFICERS (AS OF DECEMBER 31, 2018)			
Titles	Names	Addresses	Annual Salaries (1)
President	Wynter, Rudolph L.	Brooklyn, NY	\$ 6,996
Senior Vice President	Macklin, Ronald J.	Hicksville, NY	\$ 580
Senior Vice President	Mills, Jeannette	Waltham, MA	\$ 581
Vice President	Gemmell, Brian	Waltham, MA	\$ 5,093
Vice President	Chieco, Allen	Albany, NY	\$ -
Vice President	Kulbacka, Kasia	Waltham, MA	\$ -
Vice President	Madhusudhan, Srividya	Waltham, MA	\$ 380
Vice President	Holodak, James G.	Brooklyn, NY	\$ 283
Vice President	Geraphty, Kathleen	Waltham, MA	\$ -
Vice President	DeRosa, Charles V.	Brooklyn, NY	\$ 631
Appointments:			
Vice President and Controller	Sturgess, Kate	Brooklyn, NY	\$ 480
Vice President	Cross, James	Brooklyn, NY	\$ 691
Vice President	Bhattacharjee, Rabi		\$ -
Vice President and CFO	Lynch, Lorraine	Brooklyn, NY	\$ 304
DIRECTORS (AS OF DECEMBER 31, 2018)			
Names		Addresses	Fees Paid During Year
Holodak, James G.		Brooklyn, NY	None
Wynter, Rudolph L.		Brooklyn, NY	None
Lynch, Lorraine		Brooklyn, NY	None
<p>*By General Laws, Chapter 164, Section 83, the Return must contain a "list of the names of all their salaried officers and the amount of the salary paid to each," and by Section 77, the Department is required to include in its annual report "the names and addresses of the principal officers and of the directors."</p>			

(1) Salary paid by National Grid USA Service Company, Inc. (an associated company). The amounts disclosed herein represent the amounts that have been allocated to New England Hydro-Transmission Electric Company.

Name of Respondent NEW ENGLAND HYDRO-TRANSMISSION ELECTRIC COMPANY, INC.	This Report Is: (1) <input checked="" type="checkbox"/> An Original (2) <input type="checkbox"/> A Resubmission	Date of Report (Mo, Da, Yr) 3/28/2019	Year of Report December 31, 2018
--	---	---	-------------------------------------

GENERAL INFORMATION - Continued

1. Corporate name of company making this report,
NEW ENGLAND HYDRO-TRANSMISSION ELECTRIC COMPANY, INC.

2. Date of organization,
Consolidated November 13, 1984, in accordance with the provision of an order of the Board of
Gas and Electric Light commissioners.

3. Date of incorporation,
November 13, 1984

4. Give location (including street and number) of principal business office:--
40 Sylvan Road, Waltham, MA 02451

5. Total number of stockholders, 24

6. Number of stockholders in Massachusetts, 21

7. Amount of stock held in Massachusetts, No. of shares, 342,776 \$ 0

8. Capital stock issued prior to June 5, 1894, No. of shares, None \$ None

9. Capital stock issued with approval of Board
of Gas and Electric Light Commissioners
or Department of Public Utilities since
June 5, 1894, No. of shares, 475,000 \$ 475,000

Total, 475,000 shares, par value, \$ 475,000 outstanding at December 31, 2018

Class	No. Shares	Par Value	Amount
Preferred			\$0
Common	475,000	\$1	\$475,000
	475,000		\$475,000

10. If any stock has been issued during the last fiscal period, give the date and terms upon which such issue was offered to the stockholders, and if the whole or any part of the issue was sold at auction, the date or dates of such sale or sales, the number of shares sold and the amounts realized therefrom.

DTE # None

11. Management Fees and Expenses During the Year.

List all individuals, corporations or concerns with whom the company has any contracts or agreement covering management or supervision of its affairs, such as accounting, financing, engineering, construction, purchasing, operation, etc., and show the total amount paid to each for the year.

National Grid USA Service Company, pursuant to an agreement, a copy of which is on file with the Department of Public Utilities of the Commonwealth of Massachusetts, rendered various services in 2018 as requested, at the actual cost thereof, pursuant to rules of the Securities and Exchange Commission. See Page S18 for additional detail.

(Not Applicable)

[illegible]

Name of Respondent NEW ENGLAND HYDRO-TRANSMISSION ELECTRIC COMPANY, INC.		This Report Is: (1) <input checked="" type="checkbox"/> An Original (2) <input type="checkbox"/> A Resubmission		Date of Report (Mo, Da, Yr) 3/28/2019	Year of Report December 31, 2018
<p align="center">NOTES RECEIVABLE (Account 141) (Not Applicable)</p> <p>1. Give the particulars called for below concerning notes receivable at end of year. 2. Give particulars of any note pledged or discounted. 3. Minor items may be grouped by classes, showing number of such items. 4. Designate any note the maker of which is a director, officer or other employee.</p>					
Line No.	Name of Maker and Purpose for Which Received (a)	Date of Issue (b)	Date of Maturity (c)	Interest Rate (d)	Amount End of Year (e)
1					\$
2					
3					
4					
5					
6					
7					
8					
9					
10					
11					
12	Total				\$

Name of Respondent NEW ENGLAND HYDRO-TRANSMISSION ELECTRIC COMPANY, INC.		This Report Is: (1) <input checked="" type="checkbox"/> An Original (2) <input type="checkbox"/> A Resubmission	Date of Report (Mo, Da, Yr) 3/28/2019	Year of Report December 31, 2018
ACCOUNTS RECEIVABLE (Accounts 142,143)				
1. Give the particulars called for below concerning accounts receivable at end of year. 2. Designate any account included in Account 143 in excess of \$5,000.				
Line No.	Description (a)	(b)		
	Customers (Account 142): ELECTRIC (Includes \$ Unbilled Revenues)	0		
	Other Accounts Receivable (Account 143):			
1	Vermont Electric Power Co. Inc	186,749		
2	Town of Reading	9,995		
3	Central Maine Power	150,594		
4	Fitchburg Gas & Electric Light	9,181		
5	Peabody Municipal Light Department	6,095		
6	Connecticut Light & Power Co.	398,106		
7	Unitil Power Corp	25,950		
8	Public Service Co. of New Hampshire	211,460		
9	Mass Municipal Wholesale Elec Co	13,563		
10	Eversource	314,858		
11	Braintree Electric Light Dept.	6,632		
12	Conn Mun Electric Energy Coop	17,867		
13	Bangor Hydro Electric Company	32,147		
14	United Illuminating Company	115,264		
15	Taunton Municipal Lighting Plant	26,464		
16	Holyoke Gas & Electric Light Dept.	5,691		
17	Hingham Municipal Lighting Plant	11,441		
18	Western Mass Electric Company	80,913		
19	Chicopee Mun Lighting Plant	6,768		
20	Westfield Gas & Electric Light Dept.	5,435		
21	Danvers Electric	5,146		
22				
23				
24				
25	Miscellaneous Other Customer A/R (Sum of Other Account 143 Receivables less than \$5,000)	23,998.22		
26				
27				
28				
29				
30				
31				
32				
33				
34				
35				
	143 Total	1,664,320		
	Total 142 & 143	1,664,320		

Name of Respondent NEW ENGLAND HYDRO-TRANSMISSION ELECTRIC COMPANY, INC.		This Report Is: (1) <input checked="" type="checkbox"/> An Original (2) <input type="checkbox"/> A Resubmission	Date of Report (Mo, Da, Yr) 3/28/2019	Year of Report December 31, 2018 (Not Applicable)		
PRODUCTION FUEL AND OIL STOCKS (Included in Account 151) (Except Nuclear Materials)						
1. Report below the information called for concerning production fuel and oil stocks. 2. Show quantities in tons of 2,000 lbs., or Mcf, whichever unit of quantity is applicable. 3. Each kind of coal or oil should be shown separately. 4. Show electric fuels separately by specific use.						
Line No.	Item (a)	Total Cost (b)	Kinds of Fuel and Oil			
			Coal (Tons)		Gas (MCF's)	
			Quantity (c)	Cost (d)	Quantity (e)	Cost (f)
1	On hand Beginning of Year	\$0	0	\$0	0	\$0
2	Received During Year	0				
3	TOTAL	0				
4	Used During Year (Note A)					
5	Generation of Fuel	0				
6	Sold or Transferred	0				
7	TOTAL DISPOSED OF	0				
8	BALANCE END OF YEAR	\$0	0	\$0	0	\$0
9						
10						
Line No.	Item (g)	Kinds of Fuel and Oil - Continued				
		#6 High/Low Sulphur Oil (Bbls)	Cost (i)	Quantity (j)	Cost (k)	
		Quantity (h)				
11	On hand Beginning of Year	0	\$0			
12	Received During Year			0	0	
13	TOTAL					
14	Used During Year (Note A)					
15	Generation Fuel					
16	Sold or Transferred			0	0	
17	TOTAL DISPOSED OF			0	0	
18	BALANCE END OF YEAR	0	0	0	0	
19						
20						

Note A - Indicate specific purpose for which used, e.g., Boiler Oil, Make Oil, Generator Fuel, etc.
 Note B - Does not include joint owned units (Wyman Unit 4).

December 31, 2018

	<u>Beg. Balance</u>		<u>Received</u>		<u>Adjustment</u>		<u>Burned</u>		<u>Ending Balance</u>	
	<u>Qty/bbls</u>	<u>\$\$\$</u>	<u>Qty/bbls</u>	<u>\$\$\$</u>	<u>Qty/bbls</u>	<u>\$\$\$</u>	<u>Qty/bbls</u>	<u>\$\$\$</u>	<u>Qty/bbls</u>	<u>\$\$\$</u>
Jan.	-				-	-			-	-
Feb	-	0.00			-	-			-	-
Mar	-	0.00			-	-			-	-
Apr	-	0.00			-	-			-	-
May	-	0.00			-	-			-	-
Jun	-	0.00			-	-			-	-
Jul	-	0.00			-	-			-	-
Aug	-	0.00			-	-			-	-
Sep	-	0.00			-	-			-	-
Oct	-	0.00			-	-			-	-
Nov	-	0.00			-	-			-	-
Dec	-	0.00			-	-			-	-
			-	0.00	-	-	0	0.00		
Totals:	-	0.00	bb -	0.00	-	-	-	0.00	-	0.00

Southbridge Street Diesel

Grand Total Burned for Diesels -

Name of Respondent NEW ENGLAND HYDRO-TRANSMISSION ELECTRIC COMPANY, INC.		This Report Is: (1) <input checked="" type="checkbox"/> An Original (2) <input type="checkbox"/> A Resubmission	Date of Report (Mo, Da, Yr) 3/28/2019	Year of Report December 31, 2018			
DEFERRED LOSSES FROM DISPOSITION OF UTILITY PLANT (Account 187) (Not Applicable)							
1. In column (a) give a brief description of property creating the deferred loss and the date the loss was recognized. Identify items by department where applicable. 2. Losses on property with an original cost of less than \$50,000 may be grouped. The number of items making up the grouped amount shall be reported in column (a). 3. In column (b) give date of Commission approval of journal entries. Where approval has not been received, give explanation following the respective item in column (a). (See Account 187, Deferred Losses From sale of Utility Plant.)							
Line No.	Description of Property (a)	Date J.E. Approved (b)	Total Amount of Loss (c)	Balance Beginning of Year (d)	Amortizations to Acc. 411,6 (e)	Additional Losses (f)	Balance End of Year (g)
1							
2							
3							
4							
5							
6							
7							
8							
9							
10							
11							
12							
13							
14							
15							
16							
17							
18							
19							
20							
21							
22							
23							
24							
25							
Total			\$	\$	\$	\$	\$

Name of Respondent NEW ENGLAND HYDRO-TRANSMISSION ELECTRIC COMPANY, INC.		This Report Is: (1) <input checked="" type="checkbox"/> An Original (2) <input type="checkbox"/> A Resubmission		Date of Report (Mo, Da, Yr) 3/28/2019		Year of Report December 31, 2018	
<div> <div>NOTES PAYABLE (Account 231)</div> <div>Report particulars indicated concerning notes payable at year end</div> </div> <div>(Not Applicable)</div>							
Line No.	Payee (a)	Date of Note (b)	Date of Maturity (c)	Int. Rate (d)	Balance End of Year (e)		
1							
2							
3							
4							
5							
6							
7							
8							
9							
10							
11							
12							
13							
14							
15							
16							
17							
18							
19							
20							
21							
22	Total				0		

Name of Respondent NEW ENGLAND HYDRO-TRANSMISSION ELECTRIC COMPANY, INC.		This Report Is: (1) <input checked="" type="checkbox"/> An Original (2) <input type="checkbox"/> A Resubmission	Date of Report (Mo, Da, Yr) 3/28/2019	Year of Report December 31, 2018
PAYABLE TO ASSOCIATED COMPANIES (Accounts 233, 234)				
Report particulars of notes and accounts payable to associated companies at end of year.				
Line No.	Name of Company (a)	Amount End of Year (b)	Interest for Year Rate (c)	Amount (d)
1	<u>Account 233</u>			
2				
3	Open Account Advance	0		0
4	Moneypool Payable	0		0
5				
6				
7	<u>Account 234</u>			
8				
9	NGUSA Service Company	3,568,792	0%	0
10	Other Affiliates	77,446	0%	0
11				
12				
13				
14				
15				
16				
17				
18				
19				
20				
21				
22				
23				
24	Total Account 234*	3,646,238	0%	0
25				
26				
27				
28				
29				
30	Total	\$ 3,646,238		0
* These accounts payable to associated companies balances do not bear interest.				

Name of Respondent NEW ENGLAND HYDRO-TRANSMISSION ELECTRIC COMPANY, INC.		This Report Is: (1) <input type="checkbox"/> An Original (2) <input type="checkbox"/> A Resubmission	Date of Report (Mo, Da, Yr) 3/28/2019	Year of Report December 31, 2018		
DEFERRED GAINS FROM DISPOSITION OF UTILITY PLANT (Account 256) 1. In column (a) give a brief description of property creating the deferred loss and the date the loss was recognized. Identify items by department where applicable. 2. Losses on property with an original cost of less than \$50,000 may be grouped. The number of items making up the grouped amount shall be reported in column (a). 3. In column (b) give date of Commission approval of journal entries. Where approval has not been received, give explanation following the respective item in column (a). (See Account 187, Deferred Losses From sale of Utility Plant.)						
Line No.	Description of Property (a)	Date J.E. Approved (b)	Total Amount of Loss (c)	Current Year		Balance End of Year (g)
				Amortizations to Acc. 411,6 (e)	Additional Losses (f)	
1						
2						
3						
4						
5						
6						
7						
8						
9						
10						
11						
12						
13						
14						
15						
16						
17						
18						
19						
20						
21						
22						
23	Total		\$	\$	\$	\$

Name of Respondent NEW ENGLAND HYDRO-TRANSMISSION ELECTRIC COMPANY, INC.		This Report Is: (1) <input checked="" type="checkbox"/> An Original (2) <input type="checkbox"/> A Resubmission		Date of Report (Mo, Da, Yr) 3/28/2019	Year of Report December 31, 2018	
--	--	---	--	---	-------------------------------------	--

OPERATING RESERVES (Accounts 261, 262, 263, 265)

1. Report below an analysis of the changes during the year for each of the above-named reserves.
2. Show name of reserve and account number, balance beginning of year, credits, debits, and balance at end of year. Credit amounts should be shown in black, debit amounts enclosed by parentheses.
3. Each credit and debit amount should be described as to its general nature and the contra account debited or credited shown. Combine the amounts of monthly accounting entries of the same general nature. If respondent has more than one utility department, contra accounts debited or credited should indicate the utility department affected.
4. For Accounts 261, Property Insurance Reserve, 262, Injuries and Damages Reserve, explain the nature of the risks covered by the reserve.
5. For Account 265, Miscellaneous Operating Reserves, report separately each reserve composing the account and explain briefly its purpose.

Line No.	Name of Reserve (a)	Bal. Beg. of Year (b)	Contra Acct. Debited Credited (e)	Debits (c)	Credits (d)	Bal. End of Year (e)
1	<u>Account 263 (FERC 253)</u>					
2						
3	Advanced Billing - Support Charges	2,058,892	456.1	(2,058,892)	0	0
4						
5						
6						
7						
8						
9						
10						
11						
12						
13						
14						
15						
16						
17						
18						
19						
20						
21						
22						
23						
24						
25						
26						
27						
28						
29						
30						
31						
32	Total	2,058,892		(2,058,892)	0	0

Name of Respondent NEW ENGLAND HYDRO-TRANSMISSION ELECTRIC COMPANY, INC.		This Report Is: (1) <input checked="" type="checkbox"/> An Original (2) <input type="checkbox"/> A Resubmission		Date of Report (Mo, Da, Yr) 3/28/2019	Year of Report December 31, 2018		
SALES OF ELECTRICITY TO ULTIMATE CONSUMERS (Not Applicable)							
Report by account, the k.W.h. sold, the amount derived and the number of customers under each filed schedule or contract. Contract sales and unbilled sales may be reported separately in total.							
Line No.	Account No.	Schedule (a)	k.W.h (b)	Revenue (c)	Average Revenue per k.W.h. (cents) (0.0000) (d)	Number of Customers (Per Bills Rendered)	
						July 31, (e)	December 31, (f)
1							
2							
3							
4							
5							
6							
7							
8							
9							
10							
11							
12							
13							
14							
15							
16							
17							
18							
19							
20							
21							
22							
23							
24							
25							
26							
27							
28							
29							
30							
31							
32							
33							
34							
35							
36							
37							
38							
39							
40							
41							
42							
43							
44							
45							
46							
47							
48							
49	TOTAL SALES TO ULTIMATE CONSUMERS		0	0			

Name of Respondent NEW ENGLAND HYDRO-TRANSMISSION ELECTRIC COMPANY, INC.		This Report Is: (1) <input checked="" type="checkbox"/> An Original (2) <input type="checkbox"/> A Resubmission		Date of Report (Mo, Da, Yr) 3/28/2019	Year of Report December 31, 2018
OTHER UTILITY OPERATING INCOME (Account 414) (Not Applicable)					
Report below the particulars called for in each column.					
Line No.	Property (a)	Amount of Investment (b)	Amount of Revenue (c)	Amount of Operating Expenses (d)	Gain or (Loss) from Operation (e)
1		\$	\$	\$	\$
2					
3					
4					
5					
6					
7					
8					
9					
10					
11					
12					
13					
14					
15					
16					
17					
18					
19					
20					
21					
22					
23					
24					
25					
26					
27					
28					
29					
30					
31					
32	Total	\$	\$	\$	\$

Name of Respondent NEW ENGLAND HYDRO-TRANSMISSION ELECTRIC COMPANY, INC.		This Report Is: (1) <input checked="" type="checkbox"/> An Original (2) <input type="checkbox"/> A Resubmission		Date of Report (Mo, Da, Yr) 3/28/2019		Year of Report December 31, 2018	
OVERHEAD DISTRIBUTION LINES OPERATED (Not Applicable)							
Line No.		Length (Pole Miles)					
		Wood Poles	Steel Towers				Total
1	Miles - Beginning of Year						
2	Added During Year						
3	Retired During Year						
4	Adjusted During Year						
5	Miles - End of Year						
6							
7							
8	Distribution System Characteristics - A.C. or D.C., phase, cycles and operating voltages for light and power.						
9							
10	*Reporting in past years-Number of feet of conductor in each location was treated as 3/C therefore divided by three.						
11	This was inaccurate on some conductor as it was either 1/C or 4/C- Corrected in 2007 to reflect this change						
12							
13							
14							
15							
ELECTRIC DISTRIBUTION SERVICES (Not Applicable)							
Line No.	Item	Electric Services					
16	Number at beginning of year						
17	Additions during year						
18	Purchased						
19	Installed						
20	Associated with utility plant acquired						
21	Total additions						
22	Reductions during year:						
23	Retirements						
24	Associated with utility plant sold						
25	Total reductions						
26	Number at End of Year						

Name of Respondent NEW ENGLAND HYDRO-TRANSMISSION ELECTRIC COMPANY, INC.		This Report Is: (1) <input checked="" type="checkbox"/> An Original (2) <input type="checkbox"/> A Resubmission		Date of Report (Mo, Da, Yr) 3/28/2019	Year of Report December 31, 2018
RATE SCHEDULE INFORMATION					
(Not Applicable)					
1. Attach copies of all filed rates for general consumers.					
2. Show below the changes in rate schedules during the year and the established increase or decrease in annual revenue predicated on the previous year's operations.					
Date Effective	M.D.P.U. Number	Rate Schedule	Estimated Effect on Annual Revenues		
			Increases	Decreases	

Name of Respondent NEW ENGLAND HYDRO-TRANSMISSION ELECTRIC COMPANY, INC.		This Report Is: (1) <input checked="" type="checkbox"/> An Original (2) <input type="checkbox"/> A Resubmission		Date of Report (Mo, Da, Yr) 3/28/2019	Year of Report December 31, 2018
ADVERTISING EXPENSES					(Not Applicable)
Line No.	Account No.	Type (a)	General Description (b)	Amount for Year (c)	
1					
2					
3					
4					
5					
6					
7					
8					
9					
10					
11					
12					
14					
15					
16					
17					
18					
19					
20					
21					
22					
23					
24					
25					
26					
27					
28					
29					
30					
31					
32					
33					
34					
35					
36					
37					
38					
39					
40					
41					
42					
43			Total	0	

Name of Respondent NEW ENGLAND HYDRO-TRANSMISSION ELECTRIC COMPANY, INC.	This Report Is: (1) <input checked="" type="checkbox"/> An Original (2) <input type="checkbox"/> A Resubmission	Date of Report (Mo, Da, Yr) 3/28/2019	Year of Report December 31, 2018
--	---	---	-------------------------------------

CHARGES FOR OUTSIDE SERVICES

1. Report the information specified below for all charges made during the year included in any account (including plant accounts) for outside services, such as services concerning rates, management, construction, engineering, research, financial, valuation, legal, accounting, purchasing, advertising, labor relations, and public relations, rendered the respondent under written or oral arrangement, for which aggregate payments during the year to any corporation, partnership, organization of any kind, or individual (other than for services as an employee or for payments made for medical and related services) amounted to 5% or more of total charges for outside professional and other consultative services, including payments for legislative services except those which should be reported in Account 426.4, Expenditures for Certain Civic, Political and Related Activities:

(a) Name and address of person or organization rendering services,
(b) description of services received during year and project or case to which services relate,
(c) basis of charges,
(d) total charges for the year, detailing utility department and account charges.

2. For aggregate payments to any one individual, group, partnership, corporation or organization of any kind in excess of \$25,000 (not included in No. 1), there shall be reported the name of the payee, the predominant nature of the services performed and the amount of payment. Amounts charged to plant accounts shall be reported separately.

3. All charges not reported under No. 1 or 2 shall be aggregated by the type of service and each type shall show the amount charged. Amounts charged to plant accounts shall be reported separately for each type.

4. For any such services which are of a continuing nature give date and term of contract and date of Commission authorization, if contract received Commission approval.

5. Designate associated companies.

1	1. (a) National Grid USA Service Company (Associated Company)
2	40 Sylvan Road, Waltham, Massachusetts 02451
3	
4	(b) The Following services are rendered:
5	
6	Servicing Division:
7	Purchasing, Stores, Rates, Advertising, Employee Relations,
8	Treasury, Accounting, Audit, Insurance, Taxes, Emergency
9	Service, Administrative and Budgeting.
10	
11	Engineering and Construction Division:
12	Civil and Mechanical Engineering, Electrical and District
13	Engineering, Transmission Lines and Properties, Engineering
14	Supervision, Construction, Emergency and Miscellaneous.
15	
16	(c) At cost, including interest on borrowed capital and a reasonable
17	return on amount of capital necessary to perform services.
18	Services performed by the Service Company for companies in
19	the National Grid USA system will be rendered to them at cost
20	in accordance with the service contracts between Service Company
	and its associate companies.

Name of Respondent NEW ENGLAND HYDRO-TRANSMISSION ELECTRIC COMPANY, INC.	This Report Is: (1) <input checked="" type="checkbox"/> An Original (2) <input type="checkbox"/> A Resubmission	Date of Report (Mo, Da, Yr) 3/28/2019	Year of Report December 31, 2018
--	---	---	-------------------------------------

CHARGES FOR OUTSIDE SERVICES (Continued)

- 21
22
23 4. Service Agreement dated as of November 5, 2012 between National Grid USA Service Company, Inc.
24 and certain of its affiliates party thereto.
25

26
27 A Mutual Assistance Agreement dated as of March 28, 2008, as extended by a letter agreement effective
28 as of March 19, 2020.
29
30
31
32
33
34
35
36
37
38
39
40
41
42
43
44
45
46
47
48
49
50
51
52
53
54
55
56
57
58
59
60
61
62
63
64
65
66
67

Name of Respondent NEW ENGLAND HYDRO-TRANSMISSION ELECTRIC COMPANY INC.		This Report Is: (1) <input checked="" type="checkbox"/> An Original (2) <input type="checkbox"/> A Resubmission	Date of Report (Mo, Da, Yr) 3/28/2019	Year of Report December 31, 2018
CHARGES FOR OUTSIDE SERVICES (Continued)				
Description (a)				Total (b)
SERVICE CONTRACT CHARGES BY ASSOICATED COMPANIES - ITEM 1.1(D)				
70	ACCOUNT	ELECTRIC OPERATING EXPENSES		
71				
72		TRANSMISSION EXPENSES		
73	95600000	Operation Supervision and Engineering		11,553
74	95620000	Station Expenses		2,170,511
75	95660000	Miscellaneous Transmission Expenses		230,871
76	95690000	Maintenance of structures		2,907
77	95700000	Maintenance of Station Equipment		1,107,322
78	95710000	Maintenance of Overhead Lines		7,226
79		TOTAL TRANSMISSION EXPENSES		3,530,390
80				
81	58000000-59800000	DISTRIBUTION EXPENSES		0
82				
83		CUSTOMER ACCOUNTS AND SERVICE EXPENSES		
84	99030000	Customer Records and Collection Expenses		(6,218)
85	99040000	Uncollectible Accounts		1,779
86	99100000	Miscellaneous Customer Serv and Info Expenses		144
87		TOTAL CUSTOMER ACCOUNTS AND SERVICE EXPENSES		(4,295)
88				
89		ADMINISTRATIVE AND GENERAL EXPENSES		
90	99200000	Administrative and General Salaries		586,717
91	99210000	Office Supplies and Expenses		492,093
92	99240000	0		185,173
93	99250000	Property Insurance		42,255
94	99260000	Injuries and Damages		909,109
95	99302000	Employee Pensions and Benefits		115
96	99310000	Miscellaneous General Expenses		151,576
97	99350000	Rents		138
98		TOTAL ADMINISTRATIVE AND GENERAL EXPENSES		2,367,175
99				
100		TOTAL ELECTRICAL OPERATING EXPENSES		5,893,270
101				
102		OTHER ACCOUNTS		
103	91070000	Construction Work in Progress		393,826
104	91080000	Accum Provision for Deprec		18,588
105	91630000	Stores Clearing		4,024
106	94030000	Depreciation expense		25,992
107	94050000	Amortization of Other Plant		112,358
108	94081000	Taxes Other Than Inc Tax-Util Oper Inc		192,737
109	94171000	Expenses of Non-Utility Operations		23,084
110	94190000	Interest and Dividend Income		(13,453)
111	94210000	Misc Non-Operating Income		(7,665)
112	94261000	Donations		773
113	94262000	Life Insurance		1,537
114	94264000	Exp Certain Civic, Political & Related Activ		3,215
115	94265000	Other deductions		4,383
116	94310000	Other Interest Expense		494
117		TOTAL OTHER ACCOUNTS		759,892
118				
119		TOTAL CHARGES		6,653,162
120				
121				
122				
123				
124				

Name of Respondent NEW ENGLAND HYDRO-TRANSMISSION ELECTRIC COMPANY, INC.	This Report Is: (1) <input checked="" type="checkbox"/> An Original (2) <input type="checkbox"/> A Resubmission	Date of Report (Mo, Da, Yr) 3/28/2019	Year of Report December 31, 2018
--	---	---	-------------------------------------

CHARGES FOR OUTSIDE SERVICES (Continued)

126		<u>Charges for Outside Vendors and Other Consultative Service</u>	
127	<u>Vendor and Service</u>		
128		<u>Plant Accounts</u>	
129			
130	ABB INC		164,000
131	ABB INC.		164,000
132	ALLIANCE SYSTEMS INTEGRATORS INC.		306,625
133	MCKENZIE ENGINEERING CO.		49,700
134			
135			
136			
137			
138	Other Vendors (9 in total)		58,059
139			
140			
141			
142			
143			
144			
145			
146			
147			
148			
149			
150			
151			
152			
153			
154			
155			
156			
157			
158			
159			
160			
161			
162			
163			
164			
165			
166			
167			
168			
169			
170			
171			
172			
173			
174		Total Plant Accounts	\$742,384
175			

Name of Respondent NEW ENGLAND HYDRO-TRANSMISSION ELECTRIC COMPANY, INC.		This Report Is: (1) <input checked="" type="checkbox"/> An Original (2) <input type="checkbox"/> A Resubmission	Date of Report (Mo, Da, Yr) 3/28/2019	Year of Report December 31, 2018
CHARGES FOR OUTSIDE SERVICES (Continued)				
176	<u>Charges for Outside Vendors and Other Consultative Service</u>			
177	<u>Vendor and Service</u>			
178	<u>Operations Accounts</u>			
179				
180	ALIXPARTNERS LLP			26,091
181	ALSTON & BIRD LLP			50,829
182	AUCOIN TELECOM AND UTILITY CONSTRUC			41,350
183	COMPUTER SCIENCES CORP.			41,846
184	ELITE ROOFING & RESTORATION LLC			47,500
185	EMCOR SERVICE NORTHEAST			25,562
186	J C CANNISTRARO LLC			57,254
187	LONGDEN COMPANY INC			32,769
188	R H WHITE CONSTRUCTION CO. INC.			34,750
189	VERIZON BUSINESS SERVICES			25,078
190				
191				
192				
193				
194				
195	Other Vendors (372 in total)			383,407
196				
197				
198				
199				
200				
201				
202				
203				
204				
205				
206				
207				
208				
209				
210				
211				
212				
213				
214				
215				
216				
217				
218				
219				
220				
221	Total Operations Accounts			766,437
222				
223	Total Plant Accounts			742,384
224				
225				
226	Total Outside Services			1,508,820
227				

Annual Report of NEW ENGLAND HYDRO-TRANSMISSION ELECTRIC COMPANY, INC. Year ended December 31, 2018

DEPOSITS AND COLLATERAL

(Not Applicable)


1. Statement of money and the value of any collateral held as guaranty for the payment of charges pursuant to Massachusetts General Laws. Chapter 164, Section 128.

Line No.	Name of City or Town	Amount
1		\$
2		
3		
4		
5		
6		
7		
8		
9		
10		
11		
12		
13		
14		
15		
16		
17		
18		
19		
20		
21		
22		
23		
24		
25		
26		
27		
28		
29		
30		
31		
32		
33		
34		
35		
36		
37		
38		
39		
40		
41		
42		
43		
44		
45		
46		
47		
48		
49		
50	Total	\$

Name of Respondent NEW ENGLAND HYDRO-TRANSMISSION ELECTRIC COMPANY, INC.	This Report Is: (1) <input checked="" type="checkbox"/> An Original (2) <input type="checkbox"/> A Resubmission	Date of Report [Mo, Da, Yr] <u>3/28/2019</u>	Year of Report December 31, 2018
--	---	--	-------------------------------------

THIS RETURN [THE FERC FORM NO. 1 AND THE MASSACHUSETTS SUPPLEMENT]
IS SIGNED UNDER THE PENALTIES OF PERJURY

Kate Sturgess



 Vice President and
U.S. Controller

SIGNATURE OF ABOVE PARTIES AFFIXED OUTSIDE THE COMMONWEALTH OF
MASSACHUSETTS MUST BE PROPERLY SWORN TO

STATE of NEW YORK
ss. COUNTY of KINGS
MARCH 28, 2019

Then personally appeared KATE STURGESS

and severally made oath to the truth of the foregoing statement by them subscribed according to their best knowledge and belief.


ADAM P. TYSZKA
 Notary Public, State of New York
 Reg. No. 01TY6380602
 Qualified In Queens County
 Commission Expires September 10, 2022

Notary Public
Justice of the Peace

Name of Respondent NEW ENGLAND HYDRO-TRANSMISSION ELECTRIC COMPANY, INC.	This Report Is: (1) <input checked="" type="checkbox"/> An Original (2) <input type="checkbox"/> A Resubmission	Date of Report (Mo, Da, Yr) <u>3/28/2019</u>	Year of Report December 31, 2018
--	---	--	-------------------------------------

THIS RETURN [THE FERC FORM NO. 1 AND THE MASSACHUSETTS SUPPLEMENT]
IS SIGNED UNDER THE PENALTIES OF PERJURY

David Campbell

D. H. Campbell

Vice President and
U.S. Treasurer

SIGNATURE OF ABOVE PARTIES AFFIXED OUTSIDE THE COMMONWEALTH OF
MASSACHUSETTS MUST BE PROPERLY SWORN TO

STATE of NEW YORK ss. COUNTY of KINGS MARCH 28, 2019

Then personally appeared DAVID CAMPBELL

and severally made oath to the truth of the foregoing statement by them subscribed according to their best knowledge and belief.

Adam P. Tyszka

Notary Public
Justice of the Peace

Name of Respondent		This Report Is:	Date of Report	Year of Report
New England Hydro Transmission Electric Company, Inc.		(1) <input checked="" type="checkbox"/> An Original (2) <input type="checkbox"/> A Resubmission	(Mo, Da, Yr) 3/28/2019	December 31, 2018

RETURN ON EQUITY			
Line No.	FERC Form 1 Reference	Description	Amount
1	Net Utility Income Available for Common Shareholders		
2			
3	Add: Page 117 Line 27	Net Utility Operating Income	3,324,381
4			
5	Add:	Amort of Acquisition Premium	0
6			
7			
8			
9	Less: Page 117 Line 70	Net Interest Charges	26,705
10			
11	Less: Page 118 Line 29	Preferred Stock Dividends	0
12			
13	Net Utility Income Available for Common Shareholders		3,297,676
14			
15			
16	Total Utility Common Equity		
17			
18	Add: Page 112 Line 16	Total Proprietary Capital	46,549,283
19			
20	Add: Page 112 Line 9	Discount on Preferred Stock	0
21			
22	Add: Page 112 Line 10	Preferred Stock Expense	0
23			
24	Less: Page 112 Line 3	Preferred Stock Issued	0
25			
26	Less: Page 112 Line 12	Unappropriated, Undistributed Sub Earnings	0
27			
28	Less: Page 200 Line 12	Acquisition Adjustments	0
29			
30	Add: Page 200 Line 32	Amort of Plant Acquisition Adjustments	0
31			
32	Total Common Equity Excluding Unamort Acquisition Adjustment		46,549,283
33			
34	Electric Operations Allocator (Line 51 Below)		100.00%
35			
36	Total Utility Common Equity		46,548,384
37			
38			
39	Electric Operations Allocator		
40			
41	Add: Page 110 Line 4	Total Utility Plant	258,966,533
42	Less: Page 200 Line 12	Acquisition Adjustments	0
43	Subtotal		258,966,533
44			
45			
46	Add: Page 110 Line 4	Total Utility Plant	258,966,533
47	Add: Page 110 Line 32	Total Other Property and Investment	5,000
48	Less: Page 200 Line 12	Acquisition Adjustments	0
49	Subtotal		258,971,533
50			
51	Electric Operations Allocator	(Line 43 / Line 49)	100.00%
52			
53			
54			
55	Return on Equity	(Line 13 / Line 36)	7.08%
56			

THIS FILING IS

Item 1: ☒ An Initial (Original) Submission OR ☐ Resubmission No. _____

Form 1 Approved
OMB No.1902-0021
(Expires 12/31/2019)
Form 1-F Approved
OMB No.1902-0029
(Expires 12/31/2019)
Form 3-Q Approved
OMB No.1902-0205
(Expires 12/31/2019)



FERC FINANCIAL REPORT

FERC FORM No. 1: Annual Report of Major Electric Utilities, Licensees and Others and Supplemental Form 3-Q: Quarterly Financial Report

These reports are mandatory under the Federal Power Act, Sections 3, 4(a), 304 and 309, and 18 CFR 141.1 and 141.400. Failure to report may result in criminal fines, civil penalties and other sanctions as provided by law. The Federal Energy Regulatory Commission does not consider these reports to be of confidential nature

Exact Legal Name of Respondent (Company)

New England Hydro-Trans. Elec. Co., Inc.

Year/Period of Report

End of 2018/Q4

INSTRUCTIONS FOR FILING FERC FORM NOS. 1 and 3-Q

GENERAL INFORMATION

I. Purpose

FERC Form No. 1 (FERC Form 1) is an annual regulatory requirement for Major electric utilities, licensees and others (18 C.F.R. § 141.1). FERC Form No. 3-Q (FERC Form 3-Q) is a quarterly regulatory requirement which supplements the annual financial reporting requirement (18 C.F.R. § 141.400). These reports are designed to collect financial and operational information from electric utilities, licensees and others subject to the jurisdiction of the Federal Energy Regulatory Commission. These reports are also considered to be non-confidential public use forms.

II. Who Must Submit

Each Major electric utility, licensee, or other, as classified in the Commission's Uniform System of Accounts Prescribed for Public Utilities and Licensees Subject To the Provisions of The Federal Power Act (18 C.F.R. Part 101), must submit FERC Form 1 (18 C.F.R. § 141.1), and FERC Form 3-Q (18 C.F.R. § 141.400).

Note: Major means having, in each of the three previous calendar years, sales or transmission service that exceeds one of the following:

- (1) one million megawatt hours of total annual sales,
- (2) 100 megawatt hours of annual sales for resale,
- (3) 500 megawatt hours of annual power exchanges delivered, or
- (4) 500 megawatt hours of annual wheeling for others (deliveries plus losses).

III. What and Where to Submit

(a) Submit FERC Forms 1 and 3-Q electronically through the forms submission software. Retain one copy of each report for your files. Any electronic submission must be created by using the forms submission software provided free by the Commission at its web site: <http://www.ferc.gov/docs-filing/forms/form-1/elec-subm-soft.asp>. The software is used to submit the electronic filing to the Commission via the Internet.

(b) The Corporate Officer Certification must be submitted electronically as part of the FERC Forms 1 and 3-Q filings.

(c) Submit immediately upon publication, by either eFiling or mail, two (2) copies to the Secretary of the Commission, the latest Annual Report to Stockholders. Unless eFiling the Annual Report to Stockholders, mail the stockholders report to the Secretary of the Commission at:

Secretary
Federal Energy Regulatory Commission
888 First Street, NE
Washington, DC 20426

(d) For the CPA Certification Statement, submit within 30 days after filing the FERC Form 1, a letter or report (not applicable to filers classified as Class C or Class D prior to January 1, 1984). The CPA Certification Statement can be either eFiled or mailed to the Secretary of the Commission at the address above.

The CPA Certification Statement should:

- a) Attest to the conformity, in all material aspects, of the below listed (schedules and pages) with the Commission's applicable Uniform System of Accounts (including applicable notes relating thereto and the Chief Accountant's published accounting releases), and
- b) Be signed by independent certified public accountants or an independent licensed public accountant certified or licensed by a regulatory authority of a State or other political subdivision of the U. S. (See 18 C.F.R. §§ 41.10-41.12 for specific qualifications.)

<u>Reference Schedules</u>	<u>Pages</u>
Comparative Balance Sheet	110-113
Statement of Income	114-117
Statement of Retained Earnings	118-119
Statement of Cash Flows	120-121
Notes to Financial Statements	122-123

- e) The following format must be used for the CPA Certification Statement unless unusual circumstances or conditions, explained in the letter or report, demand that it be varied. Insert parenthetical phrases only when exceptions are reported.

"In connection with our regular examination of the financial statements of _____ for the year ended on which we have reported separately under date of _____, we have also reviewed schedules _____ of FERC Form No. 1 for the year filed with the Federal Energy Regulatory Commission, for conformity in all material respects with the requirements of the Federal Energy Regulatory Commission as set forth in its applicable Uniform System of Accounts and published accounting releases. Our review for this purpose included such tests of the accounting records and such other auditing procedures as we considered necessary in the circumstances.

Based on our review, in our opinion the accompanying schedules identified in the preceding paragraph (except as noted below) conform in all material respects with the accounting requirements of the Federal Energy Regulatory Commission as set forth in its applicable Uniform System of Accounts and published accounting releases."

The letter or report must state which, if any, of the pages above do not conform to the Commission's requirements. Describe the discrepancies that exist.

- (f) Filers are encouraged to file their Annual Report to Stockholders, and the CPA Certification Statement using eFiling. To further that effort, new selections, "Annual Report to Stockholders," and "CPA Certification Statement" have been added to the dropdown "pick list" from which companies must choose when eFiling. Further instructions are found on the Commission's website at <http://www.ferc.gov/help/how-to.asp>.

- (g) Federal, State and Local Governments and other authorized users may obtain additional blank copies of FERC Form 1 and 3-Q free of charge from <http://www.ferc.gov/docs-filing/forms/form-1/form-1.pdf> and <http://www.ferc.gov/docs-filing/forms.asp#3Q-gas>.

IV. When to Submit:

FERC Forms 1 and 3-Q must be filed by the following schedule:

- a) FERC Form 1 for each year ending December 31 must be filed by April 18th of the following year (18 CFR § 141.1), and
- b) FERC Form 3-Q for each calendar quarter must be filed within 60 days after the reporting quarter (18 C.F.R. § 141.400).

V. Where to Send Comments on Public Reporting Burden.

The public reporting burden for the FERC Form 1 collection of information is estimated to average 1,168 hours per response, including the time for reviewing instructions, searching existing data sources, gathering and maintaining the data-needed, and completing and reviewing the collection of information. The public reporting burden for the FERC Form 3-Q collection of information is estimated to average 168 hours per response.

Send comments regarding these burden estimates or any aspect of these collections of information, including suggestions for reducing burden, to the Federal Energy Regulatory Commission, 888 First Street NE, Washington, DC 20426 (Attention: Information Clearance Officer); and to the Office of Information and Regulatory Affairs, Office of Management and Budget, Washington, DC 20503 (Attention: Desk Officer for the Federal Energy Regulatory Commission). No person shall be subject to any penalty if any collection of information does not display a valid control number (44 U.S.C. § 3512 (a)).

GENERAL INSTRUCTIONS

- I. Prepare this report in conformity with the Uniform System of Accounts (18 CFR Part 101) (USofA). Interpret all accounting words and phrases in accordance with the USofA.
- II. Enter in whole numbers (dollars or MWH) only, except where otherwise noted. (Enter cents for averages and figures per unit where cents are important. The truncating of cents is allowed except on the four basic financial statements where rounding is required.) The amounts shown on all supporting pages must agree with the amounts entered on the statements that they support. When applying thresholds to determine significance for reporting purposes, use for balance sheet accounts the balances at the end of the current reporting period, and use for statement of income accounts the current year's year to date amounts.
- III. Complete each question fully and accurately, even if it has been answered in a previous report. Enter the word "None" where it truly and completely states the fact.
- IV. For any page(s) that is not applicable to the respondent, omit the page(s) and enter "NA," "NONE," or "Not Applicable" in column (d) on the List of Schedules, pages 2 and 3.
- V. Enter the month, day, and year for all dates. Use customary abbreviations. **The "Date of Report" included in the header of each page is to be completed only for resubmissions** (see VII. below).
- VI. Generally, except for certain schedules, all numbers, whether they are expected to be debits or credits, must be reported as positive. Numbers having a sign that is different from the expected sign must be reported by enclosing the numbers in parentheses.
- VII. For any resubmissions, submit the electronic filing using the form submission software only. Please explain the reason for the resubmission in a footnote to the data field.
- VIII. Do not make references to reports of previous periods/years or to other reports in lieu of required entries, except as specifically authorized.
- IX. Wherever (schedule) pages refer to figures from a previous period/year, the figures reported must be based upon those shown by the report of the previous period/year, or an appropriate explanation given as to why the different figures were used.

Definitions for statistical classifications used for completing schedules for transmission system reporting are as follows:

FNS - Firm Network Transmission Service for Self. "Firm" means service that can not be interrupted for economic reasons and is intended to remain reliable even under adverse conditions. "Network Service" is Network Transmission Service as described in Order No. 888 and the Open Access Transmission Tariff. "Self" means the respondent.

FNO - Firm Network Service for Others. "Firm" means that service cannot be interrupted for economic reasons and is intended to remain reliable even under adverse conditions. "Network Service" is Network Transmission Service as described in Order No. 888 and the Open Access Transmission Tariff.

LFP - for Long-Term Firm Point-to-Point Transmission Reservations. "Long-Term" means one year or longer and "firm" means that service cannot be interrupted for economic reasons and is intended to remain reliable even under adverse conditions. "Point-to-Point Transmission Reservations" are described in Order No. 888 and the Open Access Transmission Tariff. For all transactions identified as LFP, provide in a footnote the

termination date of the contract defined as the earliest date either buyer or seller can unilaterally cancel the contract.

OLF - Other Long-Term Firm Transmission Service. Report service provided under contracts which do not conform to the terms of the Open Access Transmission Tariff. "Long-Term" means one year or longer and "firm" means that service cannot be interrupted for economic reasons and is intended to remain reliable even under adverse conditions. For all transactions identified as OLF, provide in a footnote the termination date of the contract defined as the earliest date either buyer or seller can unilaterally get out of the contract.

SFP - Short-Term Firm Point-to-Point Transmission Reservations. Use this classification for all firm point-to-point transmission reservations, where the duration of each period of reservation is less than one-year.

NF - Non-Firm Transmission Service, where firm means that service cannot be interrupted for economic reasons and is intended to remain reliable even under adverse conditions.

OS - Other Transmission Service. Use this classification only for those services which can not be placed in the above-mentioned classifications, such as all other service regardless of the length of the contract and service FERC Form. Describe the type of service in a footnote for each entry.

AD - Out-of-Period Adjustments. Use this code for any accounting adjustments or "true-ups" for service provided in prior reporting periods. Provide an explanation in a footnote for each adjustment.

DEFINITIONS

I. Commission Authorization (Comm. Auth.) -- The authorization of the Federal Energy Regulatory Commission, or any other Commission. Name the commission whose authorization was obtained and give date of the authorization.

II. Respondent -- The person, corporation, licensee, agency, authority, or other Legal entity or instrumentality in whose behalf the report is made.

EXCERPTS FROM THE LAW

Federal Power Act, 16 U.S.C. § 791a-825r

Sec. 3. The words defined in this section shall have the following meanings for purposes of this Act, to with:

(3) 'Corporation' means any corporation, joint-stock company, partnership, association, business trust, organized group of persons, whether incorporated or not, or a receiver or receivers, trustee or trustees of any of the foregoing. It shall not include 'municipalities, as hereinafter defined;

(4) 'Person' means an individual or a corporation;

(5) 'Licensee, means any person, State, or municipality Licensed under the provisions of section 4 of this Act, and any assignee or successor in interest thereof;

(7) 'municipality means a city, county, irrigation district, drainage district, or other political subdivision or agency of a State competent under the Laws thereof to carry and the business of developing, transmitting, unitizing, or distributing power;

(11) "project' means. a complete unit of improvement or development, consisting of a power house, all water conduits, all dams and appurtenant works and structures (including navigation structures) which are a part of said unit, and all storage, diverting, or fore bay reservoirs directly connected therewith, the primary line or lines transmitting power there from to the point of junction with the distribution system or with the interconnected primary transmission system, all miscellaneous structures used and useful in connection with said unit or any part thereof, and all water rights, rights-of-way, ditches, dams, reservoirs, Lands, or interest in Lands the use and occupancy of which are necessary or appropriate in the maintenance and operation of such unit;

"Sec. 4. The Commission is hereby authorized and empowered

(a) To make investigations and to collect and record data concerning the utilization of the water 'resources of any region to be developed, the water-power industry and its relation to other industries and to interstate or foreign commerce, and concerning the location, capacity, development -costs, and relation to markets of power sites; ... to the extent the Commission may deem necessary or useful for the purposes of this Act."

"Sec. 304. (a) Every Licensee and every public utility shall file with the Commission such annual and other periodic or special* reports as the Commission may be rules and regulations or other prescribe as necessary or appropriate to assist the Commission in the -proper administration of this Act. The Commission may prescribe the manner and FERC Form in which such reports salt be made, and require from such persons specific answers to all questions upon which the Commission may need information. The Commission may require that such reports shall include, among other things, full information as to assets and Liabilities, capitalization, net investment, and reduction thereof, gross receipts, interest due and paid, depreciation, and other reserves, cost of project and other facilities, cost of maintenance and operation of the project and other facilities, cost of renewals and replacement of the project works and other facilities, depreciation, generation, transmission, distribution, delivery, use, and sale of electric energy. The Commission may require any such person to make adequate provision for currently determining such costs and other facts. Such reports shall be made under oath unless the Commission otherwise specifies*.10

"Sec. 309. The Commission shall have power to perform any and all acts, and to prescribe, issue, make, and rescind such orders, rules and regulations as it may find necessary or appropriate to carry out the provisions of this Act. Among other things, such rules and regulations may define accounting, technical, and trade terms used in this Act; and may prescribe the FERC Form or FERC Forms of all statements, declarations, applications, and reports to be filed with the Commission, the information which they shall contain, and the time within which they shall be filed..."

General Penalties

The Commission may assess up to \$1 million per day per violation of its rules and regulations. *See* FPA § 316(a) (2005), 16 U.S.C. § 825o(a).

**FERC FORM NO. 1/3-Q:
REPORT OF MAJOR ELECTRIC UTILITIES, LICENSEES AND OTHER**

IDENTIFICATION

01 Exact Legal Name of Respondent New England Hydro-Trans. Elec. Co., Inc.		02 Year/Period of Report End of <u>2018/Q4</u>
03 Previous Name and Date of Change (if name changed during year) <u> / / </u>		
04 Address of Principal Office at End of Period (Street, City, State, Zip Code) 40 Sylvan Road, Waltham, MA 02451		
05 Name of Contact Person Peter Wanner		06 Title of Contact Person Director, FERC Accounting
07 Address of Contact Person (Street, City, State, Zip Code) 1 MetroTech Center, Brooklyn, NY, 11201		
08 Telephone of Contact Person, Including Area Code (929) 324-4298	09 This Report Is (1) <input checked="" type="checkbox"/> An Original (2) <input type="checkbox"/> A Resubmission	10 Date of Report (Mo, Da, Yr) <u>3/15/2019</u>

ANNUAL CORPORATE OFFICER CERTIFICATION

The undersigned officer certifies that:

I have examined this report and to the best of my knowledge, information, and belief all statements of fact contained in this report are correct statements of the business affairs of the respondent and the financial statements, and other financial information contained in this report, conform in all material respects to the Uniform System of Accounts.

01 Name Kate Sturgess	03 Signature  Kate Sturgess	04 Date Signed (Mo, Da, Yr) <u>3/15/2019</u>
02 Title Vice President and U.S. Controller		

Title 18, U.S.C. 1001 makes it a crime for any person to knowingly and willingly to make to any Agency or Department of the United States any false, fictitious or fraudulent statements as to any matter within its jurisdiction.

Name of Respondent New England Hydro-Trans. Elec. Co., Inc.	This Report Is: (1) <input checked="" type="checkbox"/> An Original (2) <input type="checkbox"/> A Resubmission	Date of Report (Mo, Da, Yr) 03/15/2019	Year/Period of Report End of 2018/Q4
--	---	--	---

LIST OF SCHEDULES (Electric Utility)			
Enter in column (c) the terms "none," "not applicable," or "NA," as appropriate, where no information or amounts have been reported for certain pages. Omit pages where the respondents are "none," "not applicable," or "NA".			
Line No.	Title of Schedule (a)	Reference Page No. (b)	Remarks (c)
1	General Information	101	
2	Control Over Respondent	102	
3	Corporations Controlled by Respondent	103	
4	Officers	104	
5	Directors	105	
6	Information on Formula Rates	106(a)(b)	
7	Important Changes During the Year	108-109	
8	Comparative Balance Sheet	110-113	
9	Statement of Income for the Year	114-117	
10	Statement of Retained Earnings for the Year	118-119	
11	Statement of Cash Flows	120-121	
12	Notes to Financial Statements	122-123	
13	Statement of Accum Comp Income, Comp Income, and Hedging Activities	122(a)(b)	
14	Summary of Utility Plant & Accumulated Provisions for Dep, Amort & Dep	200-201	
15	Nuclear Fuel Materials	202-203	N/A
16	Electric Plant in Service	204-207	
17	Electric Plant Leased to Others	213	N/A
18	Electric Plant Held for Future Use	214	N/A
19	Construction Work in Progress-Electric	216	
20	Accumulated Provision for Depreciation of Electric Utility Plant	219	
21	Investment of Subsidiary Companies	224-225	
22	Materials and Supplies	227	
23	Allowances	228(ab)-229(ab)	N/A
24	Extraordinary Property Losses	230	
25	Unrecovered Plant and Regulatory Study Costs	230	
26	Transmission Service and Generation Interconnection Study Costs	231	N/A
27	Other Regulatory Assets	232	
28	Miscellaneous Deferred Debits	233	
29	Accumulated Deferred Income Taxes	234	
30	Capital Stock	250-251	
31	Other Paid-in Capital	253	
32	Capital Stock Expense	254	N/A
33	Long-Term Debt	256-257	N/A
34	Reconciliation of Reported Net Income with Taxable Inc for Fed Inc Tax	261	
35	Taxes Accrued, Prepaid and Charged During the Year	262-263	
36	Accumulated Deferred Investment Tax Credits	266-267	

LIST OF SCHEDULES (Electric Utility) (continued)

Enter in column (c) the terms "none," "not applicable," or "NA," as appropriate, where no information or amounts have been reported for certain pages. Omit pages where the respondents are "none," "not applicable," or "NA".

Line No.	Title of Schedule (a)	Reference Page No. (b)	Remarks (c)
37	Other Deferred Credits	269	
38	Accumulated Deferred Income Taxes-Accelerated Amortization Property	272-273	N/A
39	Accumulated Deferred Income Taxes-Other Property	274-275	
40	Accumulated Deferred Income Taxes-Other	276-277	
41	Other Regulatory Liabilities	278	
42	Electric Operating Revenues	300-301	
43	Regional Transmission Service Revenues (Account 457.1)	302	N/A
44	Sales of Electricity by Rate Schedules	304	N/A
45	Sales for Resale	310-311	
46	Electric Operation and Maintenance Expenses	320-323	
47	Purchased Power	326-327	N/A
48	Transmission of Electricity for Others	328-330	
49	Transmission of Electricity by ISO/RTOs	331	N/A
50	Transmission of Electricity by Others	332	N/A
51	Miscellaneous General Expenses-Electric	335	
52	Depreciation and Amortization of Electric Plant	336-337	
53	Regulatory Commission Expenses	350-351	
54	Research, Development and Demonstration Activities	352-353	N/A
55	Distribution of Salaries and Wages	354-355	
56	Common Utility Plant and Expenses	356	N/A
57	Amounts included in ISO/RTO Settlement Statements	397	N/A
58	Purchase and Sale of Ancillary Services	398	N/A
59	Monthly Transmission System Peak Load	400	N/A
60	Monthly ISO/RTO Transmission System Peak Load	400a	N/A
61	Electric Energy Account	401	N/A
62	Monthly Peaks and Output	401	N/A
63	Steam Electric Generating Plant Statistics	402-403	N/A
64	Hydroelectric Generating Plant Statistics	406-407	N/A
65	Pumped Storage Generating Plant Statistics	408-409	N/A
66	Generating Plant Statistics Pages	410-411	N/A

Name of Respondent New England Hydro-Trans. Elec. Co., Inc.	This Report Is: (1) <input checked="" type="checkbox"/> An Original (2) <input type="checkbox"/> A Resubmission	Date of Report (Mo, Da, Yr) 03/15/2019	Year/Period of Report End of 2018/Q4
--	---	--	---

LIST OF SCHEDULES (Electric Utility) (continued)

Enter in column (c) the terms "none," "not applicable," or "NA," as appropriate, where no information or amounts have been reported for certain pages. Omit pages where the respondents are "none," "not applicable," or "NA".

Line No.	Title of Schedule (a)	Reference Page No. (b)	Remarks (c)
67	Transmission Line Statistics Pages	422-423	
68	Transmission Lines Added During the Year	424-425	N/A
69	Substations	426-427	N/A
70	Transactions with Associated (Affiliated) Companies	429	
71	Footnote Data	450	
	Stockholders' Reports Check appropriate box: <input type="checkbox"/> Two copies will be submitted <input checked="" type="checkbox"/> No annual report to stockholders is prepared		

Name of Respondent New England Hydro-Trans. Elec. Co., Inc.	This Report Is: (1) <input checked="" type="checkbox"/> An Original (2) <input type="checkbox"/> A Resubmission	Date of Report (Mo, Da, Yr) 03/15/2019	Year/Period of Report End of 2018/Q4
--	---	--	---

GENERAL INFORMATION

1. Provide name and title of officer having custody of the general corporate books of account and address of office where the general corporate books are kept, and address of office where any other corporate books of account are kept, if different from that where the general corporate books are kept.

Kate Sturgess
Vice President and US Controller
One MetroTech Center
Brooklyn, NY 11201

2. Provide the name of the State under the laws of which respondent is incorporated, and date of incorporation. If incorporated under a special law, give reference to such law. If not incorporated, state that fact and give the type of organization and the date organized.

Incorporated in Massachusetts on November 13, 1984

3. If at any time during the year the property of respondent was held by a receiver or trustee, give (a) name of receiver or trustee, (b) date such receiver or trustee took possession, (c) the authority by which the receivership or trusteeship was created, and (d) date when possession by receiver or trustee ceased.

Not applicable

4. State the classes or utility and other services furnished by respondent during the year in each State in which the respondent operated.

The Respondent provides a major portion of an expanded interconnection between the Hydro-Quebec electric systems and New England. The Respondent has built, owns, finances, and operates a converter terminal and approximately 12 miles of high voltage direct current transmission line in Massachusetts. These facilities entered commercial operation on November 1, 1990.

5. Have you engaged as the principal accountant to audit your financial statements an accountant who is not the principal accountant for your previous year's certified financial statements?

- (1) ☒ Yes...Enter the date when such independent accountant was initially engaged: 01/14/2019
(2) ☐ No

Name of Respondent New England Hydro-Trans. Elec. Co., Inc.	This Report Is: (1) <input checked="" type="checkbox"/> An Original (2) <input type="checkbox"/> A Resubmission	Date of Report (Mo, Da, Yr) 03/15/2019	Year/Period of Report End of 2018/Q4
--	---	--	---

CONTROL OVER RESPONDENT

1. If any corporation, business trust, or similar organization or a combination of such organizations jointly held control over the repondent at the end of the year, state name of controlling corporation or organization, manner in which control was held, and extent of control. If control was in a holding company organization, show the chain of ownership or control to the main parent company or organization. If control was held by a trustee(s), state name of trustee(s), name of beneficiary or beneficiearies for whom trust was maintained, and purpose of the trust.

National Grid USA Companies held control over the Respondent through direct ownership of 53.7% of the voting stock.

CORPORATIONS CONTROLLED BY RESPONDENT

1. Report below the names of all corporations, business trusts, and similar organizations, controlled directly or indirectly by respondent at any time during the year. If control ceased prior to end of year, give particulars (details) in a footnote.

2. If control was by other means than a direct holding of voting rights, state in a footnote the manner in which control was held, naming any intermediaries involved.

3. If control was held jointly with one or more other interests, state the fact in a footnote and name the other interests.

Definitions

1. See the Uniform System of Accounts for a definition of control.

2. Direct control is that which is exercised without interposition of an intermediary.

3. Indirect control is that which is exercised by the interposition of an intermediary which exercises direct control.

4. Joint control is that in which neither interest can effectively control or direct action without the consent of the other, as where the voting control is equally divided between two holders, or each party holds a veto power over the other. Joint control may exist by mutual agreement or understanding between two or more parties who together have control within the meaning of the definition of control in the Uniform System of Accounts, regardless of the relative voting rights of each party.

Line No.	Name of Company Controlled (a)	Kind of Business (b)	Percent Voting Stock Owned (c)	Footnote Ref. (d)
1	New England Hydro Finance Company, Inc.	Finance Company	50%	Note 1 p.123
2	The remainder of the capital stock is owned by			
3	New England Hydro-Transmission Corporation			
4	which is affiliated with NEHTEC.			
5				
6				
7				
8				
9				
10				
11				
12				
13				
14				
15				
16				
17				
18				
19				
20				
21				
22				
23				
24				
25				
26				
27				

Name of Respondent New England Hydro-Trans. Elec. Co., Inc.		This Report Is: (1) <input checked="" type="checkbox"/> An Original (2) <input type="checkbox"/> A Resubmission		Date of Report (Mo, Da, Yr) 03/15/2019	Year/Period of Report End of 2018/Q4
OFFICERS					
<p>1. Report below the name, title and salary for each executive officer whose salary is \$50,000 or more. An "executive officer" of a respondent includes its president, secretary, treasurer, and vice president in charge of a principal business unit, division or function (such as sales, administration or finance), and any other person who performs similar policy making functions.</p> <p>2. If a change was made during the year in the incumbent of any position, show name and total remuneration of the previous incumbent, and the date the change in incumbency was made.</p>					
Line No.	Title (a)	Name of Officer (b)	Salary for Year (c)		
1	President	Wynter, Rudolph L.	6,996		
2	Senior Vice President	Macklin, Ronald J.	580		
3	Senior Vice President	Mills, Jeannette	581		
4	Vice President	Gemmell, Brian	5,093		
5	Vice President	Chieco, Allen			
6	Vice President	Kulbacka, Kasia			
7	Vice President	Madhusudhan, Srividya	380		
8	Vice President	Holodak, James G.	283		
9	Vice President	Geraghty, Kathleen			
10	Vice President	DeRosa, Charles V.	631		
11					
12	Appointments				
13	-----				
14	Vice President and Controller	Sturgess, Kate (02/12/2018)	480		
15	Vice President	Cross, James (06/27/2018)	691		
16	Vice President	Bhattacharjee, Rabi (06/27/2018)			
17	Vice President and CFO	Lynch, Lorraine (07/23/2018)	304		
18					
19	Resignations				
20	-----				
21	Vice President and Controller	Partridge, Sharon (02/12/2018)	221		
22	Senior Vice President	Way, David C. (04/10/2018)	140		
23	Vice president	Hobbs, Doneen (04/10/2018)	606		
24	Senior Vice President	Bruckner, John (04/10/2018)			
25	Vice President	Rotermund, Randall (04/13/2018)	103		
26	Senior Vice President	Kelly, Christopher (06/27/2018)			
27	Vice President	White, Edward (06/27/2018)			
28	Vice President	Gavin, John (06/27/2018)			
29	Vice President	Sedewitz, Carol (06/27/2018)			
30	Vice President	Glennings, Daniel (06/27/2018)			
31	Vice President and CFO	Urban, Dennis (07/16/2018)	892		
32	Vice President	Raymond, Frederick (12/31/2018)			
33					
34					
35					
36					
37					
38					
39					
40					
41					
42					
43					
44					

Name of Respondent	This Report is: (1) <input checked="" type="checkbox"/> An Original (2) <input type="checkbox"/> A Resubmission	Date of Report (Mo, Da, Yr) 03/15/2019	Year/Period of Report 2018/Q4
New England Hydro-Trans. Elec. Co., Inc.			
FOOTNOTE DATA			

Schedule Page: 104 Line No.: 1 Column: c

Salary disclosure includes amounts that have been allocated to New England Hydro-Transmission Electric Company, Inc. (reporting entity). The salary amount allocated to other companies was \$465,720. These salary amounts exclude incentive compensation payments and reflect base salary paid by the company from 1-1-2018 through 12-31-2018.

Schedule Page: 104 Line No.: 2 Column: c

Salary disclosure includes amounts that have been allocated to New England Hydro-Transmission Electric Company, Inc. (reporting entity). The salary amount allocated to other companies was \$280,761. These salary amounts exclude incentive compensation payments and reflect base salary paid by the company from 1-1-2018 through 12-31-2018.

Schedule Page: 104 Line No.: 3 Column: c

Salary disclosure includes amounts that have been allocated to New England Hydro-Transmission Electric Company, Inc. (reporting entity). The salary amount allocated to other companies was \$288,789 . These salary amounts exclude incentive compensation payments and reflect base salary paid by the company from 1-1-2018 through 12-31-2018.

Schedule Page: 104 Line No.: 4 Column: c

Salary disclosure includes amounts that have been allocated to New England Hydro-Transmission Electric Company, Inc. (reporting entity). The salary amount allocated to other companies was \$214,329 . These salary amounts exclude incentive compensation payments and reflect base salary paid by the company from 1-1-2018 through 12-31-2018.

Schedule Page: 104 Line No.: 5 Column: c

Salary disclosure includes amounts that have been allocated to New England Hydro-Transmission Electric Company, Inc. (reporting entity). The salary amount allocated to other companies was \$131,649 . These salary amounts exclude incentive compensation payments and reflect base salary paid by the company from 1-1-2018 through 12-31-2018.

Schedule Page: 104 Line No.: 6 Column: c

Salary disclosure includes amounts that have been allocated to New England Hydro-Transmission Electric Company, Inc. (reporting entity). The salary amount allocated to other companies was \$176,917 . These salary amounts exclude incentive compensation payments and reflect base salary paid by the company from 1-1-2018 through 12-31-2018.

Schedule Page: 104 Line No.: 7 Column: c

Salary disclosure includes amounts that have been allocated to New England Hydro-Transmission Electric Company, Inc. (reporting entity). The salary amount allocated to other companies was \$181,817. These salary amounts exclude incentive compensation payments and reflect base salary paid by the company from 1-1-2018 through 12-31-2018.

Schedule Page: 104 Line No.: 8 Column: c

Salary disclosure includes amounts that have been allocated to New England Hydro-Transmission Electric Company, Inc. (reporting entity). The salary amount allocated to other companies was \$199,863. These salary amounts exclude incentive compensation payments and reflect base salary paid by the company from 1-1-2018 through 12-31-2018.

Schedule Page: 104 Line No.: 9 Column: c

Salary disclosure includes amounts that have been allocated to New England Hydro-Transmission Electric Company, Inc. (reporting entity). The salary amount allocated to other companies was \$249,154. These salary amounts exclude incentive compensation payments and reflect base salary paid by the company from 1-1-2018 through 12-31-2018.

Schedule Page: 104 Line No.: 10 Column: c

Salary disclosure includes amounts that have been allocated to New England Hydro-Transmission Electric Company, Inc. (reporting entity). The salary amount allocated to other companies was \$299,801. These salary amounts exclude incentive compensation payments and reflect base salary paid by the company from 1-1-2018 through 12-31-2018.

Schedule Page: 104 Line No.: 14 Column: c

Salary disclosure includes amounts that have been allocated to New England Hydro-Transmission Electric Company, Inc.

Name of Respondent	This Report is: (1) <input checked="" type="checkbox"/> An Original (2) <input type="checkbox"/> A Resubmission	Date of Report (Mo, Da, Yr) 03/15/2019	Year/Period of Report 2018/Q4
New England Hydro-Trans. Elec. Co., Inc.			
FOOTNOTE DATA			

(reporting entity). The salary amount allocated to other companies was \$227,992. These salary amounts exclude incentive compensation payments and reflect base salary paid by the company from 1-1-2018 through 12-31-2018.

Schedule Page: 104 Line No.: 15 Column: c

Salary disclosure includes amounts that have been allocated to New England Hydro-Transmission Electric Company, Inc. (reporting entity). The salary amount allocated to other companies was \$189,000. These salary amounts exclude incentive compensation payments and reflect base salary paid by the company from 1-1-2018 through 12-31-2018.

Schedule Page: 104 Line No.: 16 Column: c

Salary disclosure includes amounts that have been allocated to New England Hydro-Transmission Electric Company, Inc. (reporting entity). The salary amount allocated to other companies was \$301,462. These salary amounts exclude incentive compensation payments and reflect base salary paid by the company from 1-1-2018 through 12-31-2018.

Schedule Page: 104 Line No.: 17 Column: c

Salary disclosure includes amounts that have been allocated to New England Hydro-Transmission Electric Company, Inc. (reporting entity). The salary amount allocated to other companies was \$307,381. These salary amounts exclude incentive compensation payments and reflect base salary paid by the company from 1-1-2018 through 12-31-2018.

Schedule Page: 104 Line No.: 21 Column: c

Salary disclosure includes amounts that have been allocated to New England Hydro-Transmission Electric Company, Inc. (reporting entity). The salary amount allocated to other companies was \$104,888. These salary amounts exclude incentive compensation payments and reflect base salary paid by the company from 1-1-2018 through 12-31-2018.

Schedule Page: 104 Line No.: 22 Column: c

Salary disclosure includes amounts that have been allocated to New England Hydro-Transmission Electric Company, Inc. (reporting entity). The salary amount allocated to other companies was \$232,977. These salary amounts exclude incentive compensation payments and reflect base salary paid by the company from 1-1-2018 through 12-31-2018.

Schedule Page: 104 Line No.: 23 Column: c

Salary disclosure includes amounts that have been allocated to New England Hydro-Transmission Electric Company, Inc. (reporting entity). The salary amount allocated to other companies was \$287,742. These salary amounts exclude incentive compensation payments and reflect base salary paid by the company from 1-1-2018 through 12-31-2018.

Schedule Page: 104 Line No.: 24 Column: c

Salary disclosure includes amounts that have been allocated to New England Hydro-Transmission Electric Company, Inc. (reporting entity). The salary amount allocated to other companies was \$326,423. These salary amounts exclude incentive compensation payments and reflect base salary paid by the company from 1-1-2018 through 12-31-2018.

Schedule Page: 104 Line No.: 25 Column: c

Salary disclosure includes amounts that have been allocated to New England Hydro-Transmission Electric Company, Inc. (reporting entity). The salary amount allocated to other companies was \$51,370. These salary amounts exclude incentive compensation payments and reflect base salary paid by the company from 1-1-2018 through 12-31-2018.

Schedule Page: 104 Line No.: 26 Column: c

Salary disclosure includes amounts that have been allocated to New England Hydro-Transmission Electric Company, Inc. (reporting entity). The salary amount allocated to other companies was \$237,806. These salary amounts exclude incentive compensation payments and reflect base salary paid by the company from 1-1-2018 through 12-31-2018.

Schedule Page: 104 Line No.: 27 Column: c

Name of Respondent	This Report is: (1) <input checked="" type="checkbox"/> An Original (2) <input type="checkbox"/> A Resubmission	Date of Report (Mo, Da, Yr) 03/15/2019	Year/Period of Report 2018/Q4
New England Hydro-Trans. Elec. Co., Inc.			
FOOTNOTE DATA			

Salary disclosure includes amounts that have been allocated to New England Hydro-Transmission Electric Company, Inc. (reporting entity). The salary amount allocated to other companies was \$195,028. These salary amounts exclude incentive compensation payments and reflect base salary paid by the company from 1-1-2018 through 12-31-2018.

Schedule Page: 104 Line No.: 28 Column: c

Salary disclosure includes amounts that have been allocated to New England Hydro-Transmission Electric Company, Inc. (reporting entity). The salary amount allocated to other companies was \$158,716. These salary amounts exclude incentive compensation payments and reflect base salary paid by the company from 1-1-2018 through 12-31-2018.

Schedule Page: 104 Line No.: 29 Column: c

Salary disclosure includes amounts that have been allocated to New England Hydro-Transmission Electric Company, Inc. (reporting entity). The salary amount allocated to other companies was \$185,552. These salary amounts exclude incentive compensation payments and reflect base salary paid by the company from 1-1-2018 through 12-31-2018.

Schedule Page: 104 Line No.: 30 Column: c

Salary disclosure includes amounts that have been allocated to New England Hydro-Transmission Electric Company, Inc. (reporting entity). The salary amount allocated to other companies was \$163,485. These salary amounts exclude incentive compensation payments and reflect base salary paid by the company from 1-1-2018 through 12-31-2018.

Schedule Page: 104 Line No.: 31 Column: c

Salary disclosure includes amounts that have been allocated to New England Hydro-Transmission Electric Company, Inc. (reporting entity). The salary amount allocated to other companies was \$210,163. These salary amounts exclude incentive compensation payments and reflect base salary paid by the company from 1-1-2018 through 12-31-2018.

Schedule Page: 104 Line No.: 32 Column: c

Salary disclosure includes amounts that have been allocated to New England Hydro-Transmission Electric Company, Inc. (reporting entity). The salary amount allocated to other companies was \$186,892. These salary amounts exclude incentive compensation payments and reflect base salary paid by the company from 1-1-2018 through 12-31-2018.

Name of Respondent New England Hydro-Trans. Elec. Co., Inc.		This Report Is: (1) <input checked="" type="checkbox"/> An Original (2) <input type="checkbox"/> A Resubmission		Date of Report (Mo, Da, Yr) 03/15/2019	Year/Period of Report End of 2018/Q4
DIRECTORS					
1. Report below the information called for concerning each director of the respondent who held office at any time during the year. Include in column (a), abbreviated titles of the directors who are officers of the respondent.					
2. Designate members of the Executive Committee by a triple asterisk and the Chairman of the Executive Committee by a double asterisk.					
Line No.	Name (and Title) of Director (a)			Principal Business Address (b)	
1	Wynter, Rudolph (President)			Brooklyn, NY	
2	Holodak, James (Vice President)			Brooklyn, NY	
3	Lynch, Lorraine (Vice President and Chief Financial Officer)			Brooklyn, NY	
4	Raymond, Frederick (former Vice President as of 12/31/2018)			Waltham, MA	
5	Urban, Dennis (former Vice President and CFO as of 7/16/2018)			Waltham, MA	
6					
7					
8					
9					
10					
11					
12					
13					
14					
15					
16					
17					
18					
19					
20					
21					
22					
23					
24					
25					
26					
27					
28					
29					
30					
31					
32					
33					
34					
35					
36					
37					
38					
39					
40					
41					
42					
43					
44					
45					
46					
47					
48					

Name of Respondent New England Hydro-Trans. Elec. Co., Inc.		This Report Is: (1) <input checked="" type="checkbox"/> An Original (2) <input type="checkbox"/> A Resubmission		Date of Report (Mo, Da, Yr) 03/15/2019	Year/Period of Report End of 2018/Q4
<p align="center">INFORMATION ON FORMULA RATES</p> <p align="center">FERC Rate Schedule/Tariff Number FERC Proceeding</p>					
Does the respondent have formula rates?				<input checked="" type="checkbox"/> Yes <input type="checkbox"/> No	
1. Please list the Commission accepted formula rates including FERC Rate Schedule or Tariff Number and FERC proceeding (i.e. Docket No) accepting the rate(s) or changes in the accepted rate.					
Line No.	FERC Rate Schedule or Tariff Number	FERC Proceeding			
1	Hydro Quebec Phase II Agreement*	ER87-386-000			
2					
3					
4					
5					
6					
7					
8					
9					
10					
11					
12					
13					
14					
15					
16					
17					
18					
19					
20					
21					
22					
23					
24					
25					
26					
27					
28					
29	*Bills to support participants are calculated on				
30	a monthly basis in accordance with provisions				
31	of the Support Agreement. The source of data				
32	inputs for monthly bill calculations is the				
33	Company's financial statements. Billings are				
34	trued-up annually to the audited FERC Form 1."				
35					
36					
37					
38					
39					
40					
41					

Name of Respondent New England Hydro-Trans. Elec. Co., Inc.	This Report Is: (1) <input checked="" type="checkbox"/> An Original (2) <input type="checkbox"/> A Resubmission	Date of Report (Mo, Da, Yr) 03/15/2019	Year/Period of Report End of <u>2018/Q4</u>
--	---	--	--

INFORMATION ON FORMULA RATES FERC Rate Schedule/Tariff Number FERC Proceeding	
Does the respondent file with the Commission annual (or more frequent) filings containing the inputs to the formula rate(s)?	<input type="checkbox"/> Yes <input checked="" type="checkbox"/> No

2. If yes, provide a listing of such filings as contained on the Commission's eLibrary website					
Line No.	Accession No.	Document Date \ Filed Date	Docket No.	Description	Formula Rate FERC Rate Schedule Number or Tariff Number
1					
2					
3					
4					
5					
6					
7					
8					
9					
10					
11					
12					
13					
14					
15					
16					
17					
18					
19					
20					
21					
22					
23					
24					
25					
26					
27					
28					
29					
30					
31					
32					
33					
34					
35					
36					
37					
38					
39					
40					
41					
42					
43					
44					
45					
46					

Name of Respondent New England Hydro-Trans. Elec. Co., Inc.	This Report Is: (1) <input checked="" type="checkbox"/> An Original (2) <input type="checkbox"/> A Resubmission	Date of Report 03/15/2019	Year/Period of Report End of 2018/Q4
IMPORTANT CHANGES DURING THE QUARTER/YEAR			
<p>Give particulars (details) concerning the matters indicated below. Make the statements explicit and precise, and number them in accordance with the inquiries. Each inquiry should be answered. Enter "none," "not applicable," or "NA" where applicable. If information which answers an inquiry is given elsewhere in the report, make a reference to the schedule in which it appears.</p> <ol style="list-style-type: none"> Changes in and important additions to franchise rights: Describe the actual consideration given therefore and state from whom the franchise rights were acquired. If acquired without the payment of consideration, state that fact. Acquisition of ownership in other companies by reorganization, merger, or consolidation with other companies: Give names of companies involved, particulars concerning the transactions, name of the Commission authorizing the transaction, and reference to Commission authorization. Purchase or sale of an operating unit or system: Give a brief description of the property, and of the transactions relating thereto, and reference to Commission authorization, if any was required. Give date journal entries called for by the Uniform System of Accounts were submitted to the Commission. Important leaseholds (other than leaseholds for natural gas lands) that have been acquired or given, assigned or surrendered: Give effective dates, lengths of terms, names of parties, rents, and other condition. State name of Commission authorizing lease and give reference to such authorization. Important extension or reduction of transmission or distribution system: State territory added or relinquished and date operations began or ceased and give reference to Commission authorization, if any was required. State also the approximate number of customers added or lost and approximate annual revenues of each class of service. Each natural gas company must also state major new continuing sources of gas made available to it from purchases, development, purchase contract or otherwise, giving location and approximate total gas volumes available, period of contracts, and other parties to any such arrangements, etc. Obligations incurred as a result of issuance of securities or assumption of liabilities or guarantees including issuance of short-term debt and commercial paper having a maturity of one year or less. Give reference to FERC or State Commission authorization, as appropriate, and the amount of obligation or guarantee. Changes in articles of incorporation or amendments to charter: Explain the nature and purpose of such changes or amendments. State the estimated annual effect and nature of any important wage scale changes during the year. State briefly the status of any materially important legal proceedings pending at the end of the year, and the results of any such proceedings culminated during the year. Describe briefly any materially important transactions of the respondent not disclosed elsewhere in this report in which an officer, director, security holder reported on Page 104 or 105 of the Annual Report Form No. 1, voting trustee, associated company or known associate of any of these persons was a party or in which any such person had a material interest. (Reserved.) If the important changes during the year relating to the respondent company appearing in the annual report to stockholders are applicable in every respect and furnish the data required by Instructions 1 to 11 above, such notes may be included on this page. Describe fully any changes in officers, directors, major security holders and voting powers of the respondent that may have occurred during the reporting period. In the event that the respondent participates in a cash management program(s) and its proprietary capital ratio is less than 30 percent please describe the significant events or transactions causing the proprietary capital ratio to be less than 30 percent, and the extent to which the respondent has amounts loaned or money advanced to its parent, subsidiary, or affiliated companies through a cash management program(s). Additionally, please describe plans, if any to regain at least a 30 percent proprietary ratio. 			
PAGE 108 INTENTIONALLY LEFT BLANK SEE PAGE 109 FOR REQUIRED INFORMATION.			

Name of Respondent	This Report is: (1) <input checked="" type="checkbox"/> An Original (2) <input type="checkbox"/> A Resubmission	Date of Report (Mo, Da, Yr) 03/15/2019	Year/Period of Report 2018/Q4
New England Hydro-Trans. Elec. Co., Inc.			
IMPORTANT CHANGES DURING THE QUARTER/YEAR (Continued)			

1. Change in Franchise Rights:

None

2. Information on consolidations, mergers, and reorganizations:

None

3. Purchase or sale of an operating unit or system:

None

4. Important Leaseholds:

None

5. Important extension or reduction of transmission or distribution system:

None

6. Issuance of securities or assumption of liabilities or guarantees:

None

7. Changes in Articles of Incorporation:

None

8. Wage Scale Increase:

None

9. Status of Legal Proceedings:

Refer to Page 123 – Notes to Financial Statements – Note 8. Commitments and Contingencies

10. Additional Material Transactions Not Reported Elsewhere in this Report:

None

11. Reserved:

None

12. N/A

13. Changes in General Officer:

Name of Respondent	This Report is: (1) <input checked="" type="checkbox"/> An Original (2) <input type="checkbox"/> A Resubmission	Date of Report (Mo, Da, Yr) 03/15/2019	Year/Period of Report 2018/Q4
New England Hydro-Trans. Elec. Co., Inc.			
IMPORTANT CHANGES DURING THE QUARTER/YEAR (Continued)			

Appointments

Kate Sturgess appointed as Vice President and Controller - 02/12/2018

James Cross appointed as Vice President- 06/27/2018

Rabi Bhattacharjee appointed as Vice President - 06/27/2018

Lorraine Lynch appointed as Director, Vice President and Chief Financial Officer - 07/23/2018

Resignations

Sharon Partridge resigned as Vice President and Controller - 02/12/2018

David C. Way resigned as Vice President - 04/10/2018

Doneen Hobbs resigned as Vice President - 04/10/2018

John Brucker resigned as Vice President - 04/10/2018

Randall Rotermund resigned as Vice President - 04/13/2018

Christopher Kelly resigned as Senior Vice President - 06/27/2018

Edward White resigned as Vice President - 06/27/2018

John Gavin resigned as Vice President - 06/27/2018

Carol Sedewitz resigned as Vice President - 06/27/2018

Sarah Jurta resigned as Vice President - 06/27/2018

Daniel Glenning resigned as Vice President - 06/27/2018

Dennis Urban resigned as Vice president and Chief Financial Officer - 07/16/2018

Dennis Urban resigned as Director - 07/23/2018

Frederick Raymond resigned as Vice President - 12/31/2018

14. N/A

Name of Respondent	This Report Is:	Date of Report (Mo, Da, Yr)	Year/Period of Report
New England Hydro-Trans. Elec. Co., Inc.	(1) <input checked="" type="checkbox"/> An Original (2) <input type="checkbox"/> A Resubmission	03/15/2019	End of 2018/Q4

COMPARATIVE BALANCE SHEET (ASSETS AND OTHER DEBITS)

Line No.	Title of Account (a)	Ref. Page No. (b)	Current Year End of Quarter/Year Balance (c)	Prior Year End Balance 12/31 (d)
1	UTILITY PLANT			
2	Utility Plant (101-106, 114)	200-201	254,145,146	253,742,603
3	Construction Work in Progress (107)	200-201	4,821,387	1,389,893
4	TOTAL Utility Plant (Enter Total of lines 2 and 3)		258,966,533	255,132,496
5	(Less) Accum. Prov. for Depr. Amort. Depl. (108, 110, 111, 115)	200-201	235,909,756	226,000,714
6	Net Utility Plant (Enter Total of line 4 less 5)		23,056,777	29,131,782
7	Nuclear Fuel in Process of Ref., Conv., Enrich., and Fab. (120.1)	202-203	0	0
8	Nuclear Fuel Materials and Assemblies-Stock Account (120.2)		0	0
9	Nuclear Fuel Assemblies in Reactor (120.3)		0	0
10	Spent Nuclear Fuel (120.4)		0	0
11	Nuclear Fuel Under Capital Leases (120.6)		0	0
12	(Less) Accum. Prov. for Amort. of Nucl. Fuel Assemblies (120.5)	202-203	0	0
13	Net Nuclear Fuel (Enter Total of lines 7-11 less 12)		0	0
14	Net Utility Plant (Enter Total of lines 6 and 13)		23,056,777	29,131,782
15	Utility Plant Adjustments (116)		0	0
16	Gas Stored Underground - Noncurrent (117)		0	0
17	OTHER PROPERTY AND INVESTMENTS			
18	Nonutility Property (121)		0	0
19	(Less) Accum. Prov. for Depr. and Amort. (122)		0	0
20	Investments in Associated Companies (123)		0	0
21	Investment in Subsidiary Companies (123.1)	224-225	5,000	5,000
22	(For Cost of Account 123.1, See Footnote Page 224, line 42)			
23	Noncurrent Portion of Allowances	228-229	0	0
24	Other Investments (124)		0	0
25	Sinking Funds (125)		0	0
26	Depreciation Fund (126)		0	0
27	Amortization Fund - Federal (127)		0	0
28	Other Special Funds (128)		0	0
29	Special Funds (Non Major Only) (129)		0	0
30	Long-Term Portion of Derivative Assets (175)		0	0
31	Long-Term Portion of Derivative Assets – Hedges (176)		0	0
32	TOTAL Other Property and Investments (Lines 18-21 and 23-31)		5,000	5,000
33	CURRENT AND ACCRUED ASSETS			
34	Cash and Working Funds (Non-major Only) (130)		0	0
35	Cash (131)		0	0
36	Special Deposits (132-134)		0	0
37	Working Fund (135)		0	0
38	Temporary Cash Investments (136)		0	0
39	Notes Receivable (141)		0	0
40	Customer Accounts Receivable (142)		0	0
41	Other Accounts Receivable (143)		1,664,320	6,271,861
42	(Less) Accum. Prov. for Uncollectible Acct.-Credit (144)		0	0
43	Notes Receivable from Associated Companies (145)		25,390,022	7,583,086
44	Accounts Receivable from Assoc. Companies (146)		132,370	458,817
45	Fuel Stock (151)	227	0	0
46	Fuel Stock Expenses Undistributed (152)	227	0	0
47	Residuals (Elec) and Extracted Products (153)	227	0	0
48	Plant Materials and Operating Supplies (154)	227	2,946,054	3,426,744
49	Merchandise (155)	227	0	0
50	Other Materials and Supplies (156)	227	0	0
51	Nuclear Materials Held for Sale (157)	202-203/227	0	0
52	Allowances (158.1 and 158.2)	228-229	0	0

Name of Respondent New England Hydro-Trans. Elec. Co., Inc.	This Report Is: (1) <input checked="" type="checkbox"/> An Original (2) <input type="checkbox"/> A Resubmission	Date of Report (Mo, Da, Yr) 03/15/2019	Year/Period of Report End of 2018/Q4
--	---	--	---

COMPARATIVE BALANCE SHEET (ASSETS AND OTHER DEBITS)

Continued)

Line No.	Title of Account (a)	Ref. Page No. (b)	Current Year End of Quarter/Year Balance (c)	Prior Year End Balance 12/31 (d)
53	(Less) Noncurrent Portion of Allowances		0	0
54	Stores Expense Undistributed (163)	227	0	0
55	Gas Stored Underground - Current (164.1)		0	0
56	Liquefied Natural Gas Stored and Held for Processing (164.2-164.3)		0	0
57	Prepayments (165)		28,673	27,628
58	Advances for Gas (166-167)		0	0
59	Interest and Dividends Receivable (171)		0	0
60	Rents Receivable (172)		0	0
61	Accrued Utility Revenues (173)		0	0
62	Miscellaneous Current and Accrued Assets (174)		2,078,002	0
63	Derivative Instrument Assets (175)		0	0
64	(Less) Long-Term Portion of Derivative Instrument Assets (175)		0	0
65	Derivative Instrument Assets - Hedges (176)		0	0
66	(Less) Long-Term Portion of Derivative Instrument Assets - Hedges (176		0	0
67	Total Current and Accrued Assets (Lines 34 through 66)		32,239,441	17,768,136
68	DEFERRED DEBITS			
69	Unamortized Debt Expenses (181)		0	0
70	Extraordinary Property Losses (182.1)	230a	0	0
71	Unrecovered Plant and Regulatory Study Costs (182.2)	230b	0	0
72	Other Regulatory Assets (182.3)	232	0	2,904,444
73	Prelim. Survey and Investigation Charges (Electric) (183)		0	1,901
74	Preliminary Natural Gas Survey and Investigation Charges 183.1)		0	0
75	Other Preliminary Survey and Investigation Charges (183.2)		0	0
76	Clearing Accounts (184)		50	0
77	Temporary Facilities (185)		0	0
78	Miscellaneous Deferred Debits (186)	233	0	0
79	Def. Losses from Disposition of Utility Plt. (187)		0	0
80	Research, Devel. and Demonstration Expend. (188)	352-353	0	0
81	Unamortized Loss on Reaquired Debt (189)		0	0
82	Accumulated Deferred Income Taxes (190)	234	1,428,484	357,757
83	Unrecovered Purchased Gas Costs (191)		0	0
84	Total Deferred Debits (lines 69 through 83)		1,428,534	3,264,102
85	TOTAL ASSETS (lines 14-16, 32, 67, and 84)		56,729,752	50,169,020

--	--	--	--	--

Line No.	Title of Account (a)	Ref. Page No. (b)	Current Year End of Quarter/Year Balance (c)	Prior Year End Balance 12/31 (d)
1	PROPRIETARY CAPITAL			
2	Common Stock Issued (201)	250-251	475,000	475,000
3	Preferred Stock Issued (204)	250-251	0	0
4	Capital Stock Subscribed (202, 205)		0	0
5	Stock Liability for Conversion (203, 206)		0	0
6	Premium on Capital Stock (207)		2,118,836	2,118,836
7	Other Paid-In Capital (208-211)	253	29,126,335	29,126,335
8	Installments Received on Capital Stock (212)	252	0	0
9	(Less) Discount on Capital Stock (213)	254	0	0
10	(Less) Capital Stock Expense (214)	254b	0	0
11	Retained Earnings (215, 215.1, 216)	118-119	14,829,112	11,056,430
12	Unappropriated Undistributed Subsidiary Earnings (216.1)	118-119	0	0
13	(Less) Reaquired Capital Stock (217)	250-251	0	0
14	Noncorporate Proprietorship (Non-major only) (218)		0	0
15	Accumulated Other Comprehensive Income (219)	122(a)(b)	0	0
16	Total Proprietary Capital (lines 2 through 15)		46,549,283	42,776,601
17	LONG-TERM DEBT			
18	Bonds (221)	256-257	0	0
19	(Less) Reaquired Bonds (222)	256-257	0	0
20	Advances from Associated Companies (223)	256-257	0	0
21	Other Long-Term Debt (224)	256-257	0	0
22	Unamortized Premium on Long-Term Debt (225)		0	0
23	(Less) Unamortized Discount on Long-Term Debt-Debit (226)		0	0
24	Total Long-Term Debt (lines 18 through 23)		0	0
25	OTHER NONCURRENT LIABILITIES			
26	Obligations Under Capital Leases - Noncurrent (227)		0	0
27	Accumulated Provision for Property Insurance (228.1)		0	0
28	Accumulated Provision for Injuries and Damages (228.2)		0	0
29	Accumulated Provision for Pensions and Benefits (228.3)		0	0
30	Accumulated Miscellaneous Operating Provisions (228.4)		0	0
31	Accumulated Provision for Rate Refunds (229)		0	0
32	Long-Term Portion of Derivative Instrument Liabilities		0	0
33	Long-Term Portion of Derivative Instrument Liabilities - Hedges		0	0
34	Asset Retirement Obligations (230)		0	0
35	Total Other Noncurrent Liabilities (lines 26 through 34)		0	0
36	CURRENT AND ACCRUED LIABILITIES			
37	Notes Payable (231)		0	0
38	Accounts Payable (232)		1,211,101	19,760
39	Notes Payable to Associated Companies (233)		0	0
40	Accounts Payable to Associated Companies (234)		3,646,238	3,554,460
41	Customer Deposits (235)		0	0
42	Taxes Accrued (236)	262-263	1,945,705	-19,011
43	Interest Accrued (237)		0	0
44	Dividends Declared (238)		0	0
45	Matured Long-Term Debt (239)		0	0

[illegible]

Name of Respondent New England Hydro-Trans. Elec. Co., Inc.		This Report Is: (1) <input checked="" type="checkbox"/> An Original (2) <input type="checkbox"/> A Resubmission		Date of Report (Mo, Da, Yr) 03/15/2019		Year/Period of Report End of 2018/Q4	
STATEMENT OF INCOME							
Quarterly							
1. Report in column (c) the current year to date balance. Column (c) equals the total of adding the data in column (g) plus the data in column (i) plus the data in column (k). Report in column (d) similar data for the previous year. This information is reported in the annual filing only.							
2. Enter in column (e) the balance for the reporting quarter and in column (f) the balance for the same three month period for the prior year.							
3. Report in column (g) the quarter to date amounts for electric utility function; in column (i) the quarter to date amounts for gas utility, and in column (k) the quarter to date amounts for other utility function for the current year quarter.							
4. Report in column (h) the quarter to date amounts for electric utility function; in column (j) the quarter to date amounts for gas utility, and in column (l) the quarter to date amounts for other utility function for the prior year quarter.							
5. If additional columns are needed, place them in a footnote.							
Annual or Quarterly if applicable							
5. Do not report fourth quarter data in columns (e) and (f)							
6. Report amounts for accounts 412 and 413, Revenues and Expenses from Utility Plant Leased to Others, in another utility column in a similar manner to a utility department. Spread the amount(s) over lines 2 thru 26 as appropriate. Include these amounts in columns (c) and (d) totals.							
7. Report amounts in account 414, Other Utility Operating Income, in the same manner as accounts 412 and 413 above.							
Line No.	Title of Account (a)	(Ref.) Page No. (b)	Total Current Year to Date Balance for Quarter/Year (c)	Total Prior Year to Date Balance for Quarter/Year (d)	Current 3 Months Ended Quarterly Only No 4th Quarter (e)	Prior 3 Months Ended Quarterly Only No 4th Quarter (f)	
1	UTILITY OPERATING INCOME						
2	Operating Revenues (400)	300-301	25,556,033	23,869,333			
3	Operating Expenses						
4	Operation Expenses (401)	320-323	6,290,770	6,320,596			
5	Maintenance Expenses (402)	320-323	2,085,308	1,111,217			
6	Depreciation Expense (403)	336-337	9,898,578	8,273,463			
7	Depreciation Expense for Asset Retirement Costs (403.1)	336-337					
8	Amort. & Depl. of Utility Plant (404-405)	336-337					
9	Amort. of Utility Plant Acq. Adj. (406)	336-337					
10	Amort. Property Losses, Unrecov Plant and Regulatory Study Costs (407)						
11	Amort. of Conversion Expenses (407)						
12	Regulatory Debits (407.3)						
13	(Less) Regulatory Credits (407.4)						
14	Taxes Other Than Income Taxes (408.1)	262-263	2,520,227	2,417,377			
15	Income Taxes - Federal (409.1)	262-263	3,198,694	2,552,165			
16	- Other (409.1)	262-263	1,151,514	714,724			
17	Provision for Deferred Income Taxes (410.1)	234, 272-277	-2,913,439	564,255			
18	(Less) Provision for Deferred Income Taxes-Cr. (411.1)	234, 272-277		1,372,629			
19	Investment Tax Credit Adj. - Net (411.4)	266					
20	(Less) Gains from Disp. of Utility Plant (411.6)						
21	Losses from Disp. of Utility Plant (411.7)						
22	(Less) Gains from Disposition of Allowances (411.8)						
23	Losses from Disposition of Allowances (411.9)						
24	Accretion Expense (411.10)						
25	TOTAL Utility Operating Expenses (Enter Total of lines 4 thru 24)		22,231,652	20,581,168			
26	Net Util Oper Inc (Enter Tot line 2 less 25) Carry to Pg117,line 27		3,324,381	3,288,165			

Name of Respondent New England Hydro-Trans. Elec. Co., Inc.		This Report Is: (1) <input checked="" type="checkbox"/> An Original (2) <input type="checkbox"/> A Resubmission		Date of Report (Mo, Da, Yr) 03/15/2019		Year/Period of Report End of 2018/Q4	
STATEMENT OF INCOME FOR THE YEAR (Continued)							
<p>9. Use page 122 for important notes regarding the statement of income for any account thereof.</p> <p>10. Give concise explanations concerning unsettled rate proceedings where a contingency exists such that refunds of a material amount may need to be made to the utility's customers or which may result in material refund to the utility with respect to power or gas purchases. State for each year effected the gross revenues or costs to which the contingency relates and the tax effects together with an explanation of the major factors which affect the rights of the utility to retain such revenues or recover amounts paid with respect to power or gas purchases.</p> <p>11 Give concise explanations concerning significant amounts of any refunds made or received during the year resulting from settlement of any rate proceeding affecting revenues received or costs incurred for power or gas purchases, and a summary of the adjustments made to balance sheet, income, and expense accounts.</p> <p>12. If any notes appearing in the report to stokholders are applicable to the Statement of Income, such notes may be included at page 122.</p> <p>13. Enter on page 122 a concise explanation of only those changes in accounting methods made during the year which had an effect on net income, including the basis of allocations and apportionments from those used in the preceding year. Also, give the appropriate dollar effect of such changes.</p> <p>14. Explain in a footnote if the previous year's/quarter's figures are different from that reported in prior reports.</p> <p>15. If the columns are insufficient for reporting additional utility departments, supply the appropriate account titles report the information in a footnote to this schedule.</p>							
ELECTRIC UTILITY		GAS UTILITY		OTHER UTILITY		Line No.	
Current Year to Date (in dollars) (g)	Previous Year to Date (in dollars) (h)	Current Year to Date (in dollars) (i)	Previous Year to Date (in dollars) (j)	Current Year to Date (in dollars) (k)	Previous Year to Date (in dollars) (l)		
							1
25,556,033	23,869,333						2
							3
6,290,770	6,320,596						4
2,085,308	1,111,217						5
9,898,578	8,273,463						6
							7
							8
							9
							10
							11
							12
							13
2,520,227	2,417,377						14
3,198,694	2,552,165						15
1,151,514	714,724						16
-2,913,439	564,255						17
	1,372,629						18
							19
							20
							21
							22
							23
							24
22,231,652	20,581,168						25
3,324,381	3,288,165						26

Name of Respondent New England Hydro-Trans. Elec. Co., Inc.		This Report Is: (1) <input checked="" type="checkbox"/> An Original (2) <input type="checkbox"/> A Resubmission		Date of Report (Mo, Da, Yr) 03/15/2019		Year/Period of Report End of 2018/Q4	
STATEMENT OF INCOME FOR THE YEAR (continued)							
Line No.	Title of Account (a)	(Ref.) Page No. (b)	TOTAL		Current 3 Months Ended Quarterly Only No 4th Quarter (e)	Prior 3 Months Ended Quarterly Only No 4th Quarter (f)	
			Current Year (c)	Previous Year (d)			
27	Net Utility Operating Income (Carried forward from page 114)		3,324,381	3,288,165			
28	Other Income and Deductions						
29	Other Income						
30	Nonutility Operating Income						
31	Revenues From Merchandising, Jobbing and Contract Work (415)						
32	(Less) Costs and Exp. of Merchandising, Job. & Contract Work (416)						
33	Revenues From Nonutility Operations (417)						
34	(Less) Expenses of Nonutility Operations (417.1)		23,084	46,555			
35	Nonoperating Rental Income (418)						
36	Equity in Earnings of Subsidiary Companies (418.1)	119					
37	Interest and Dividend Income (419)		350,159	85,176			
38	Allowance for Other Funds Used During Construction (419.1)		255,217	50,904			
39	Miscellaneous Nonoperating Income (421)		7,665	7,363			
40	Gain on Disposition of Property (421.1)						
41	TOTAL Other Income (Enter Total of lines 31 thru 40)		589,957	96,888			
42	Other Income Deductions						
43	Loss on Disposition of Property (421.2)			104			
44	Miscellaneous Amortization (425)						
45	Donations (426.1)		773	1,660			
46	Life Insurance (426.2)		1,537	6,235			
47	Penalties (426.3)		14,989				
48	Exp. for Certain Civic, Political & Related Activities (426.4)		3,395	1,516			
49	Other Deductions (426.5)		4,514	4,894			
50	TOTAL Other Income Deductions (Total of lines 43 thru 49)		25,208	14,409			
51	Taxes Applic. to Other Income and Deductions						
52	Taxes Other Than Income Taxes (408.2)	262-263					
53	Income Taxes-Federal (409.2)	262-263	63,464	10,151			
54	Income Taxes-Other (409.2)	262-263	26,279	2,596			
55	Provision for Deferred Inc. Taxes (410.2)	234, 272-277					
56	(Less) Provision for Deferred Income Taxes-Cr. (411.2)	234, 272-277					
57	Investment Tax Credit Adj.-Net (411.5)						
58	(Less) Investment Tax Credits (420)						
59	TOTAL Taxes on Other Income and Deductions (Total of lines 52-58)		89,743	12,747			
60	Net Other Income and Deductions (Total of lines 41, 50, 59)		475,006	69,732			
61	Interest Charges						
62	Interest on Long-Term Debt (427)						
63	Amort. of Debt Disc. and Expense (428)						
64	Amortization of Loss on Reaquired Debt (428.1)						
65	(Less) Amort. of Premium on Debt-Credit (429)						
66	(Less) Amortization of Gain on Reaquired Debt-Credit (429.1)						
67	Interest on Debt to Assoc. Companies (430)			30,466			
68	Other Interest Expense (431)		26,705	27,453			
69	(Less) Allowance for Borrowed Funds Used During Construction-Cr. (432)			1,542			
70	Net Interest Charges (Total of lines 62 thru 69)		26,705	56,377			
71	Income Before Extraordinary Items (Total of lines 27, 60 and 70)		3,772,682	3,301,520			
72	Extraordinary Items						
73	Extraordinary Income (434)						
74	(Less) Extraordinary Deductions (435)						
75	Net Extraordinary Items (Total of line 73 less line 74)						
76	Income Taxes-Federal and Other (409.3)	262-263					
77	Extraordinary Items After Taxes (line 75 less line 76)						
78	Net Income (Total of line 71 and 77)		3,772,682	3,301,520			

Name of Respondent New England Hydro-Trans. Elec. Co., Inc.	This Report Is: (1) <input checked="" type="checkbox"/> An Original (2) <input type="checkbox"/> A Resubmission	Date of Report (Mo, Da, Yr) 03/15/2019	Year/Period of Report End of 2018/Q4
--	---	--	---

STATEMENT OF RETAINED EARNINGS

- Do not report Lines 49-53 on the quarterly version.
- Report all changes in appropriated retained earnings, unappropriated retained earnings, year to date, and unappropriated undistributed subsidiary earnings for the year.
- Each credit and debit during the year should be identified as to the retained earnings account in which recorded (Accounts 433, 436 - 439 inclusive). Show the contra primary account affected in column (b)
- State the purpose and amount of each reservation or appropriation of retained earnings.
- List first account 439, Adjustments to Retained Earnings, reflecting adjustments to the opening balance of retained earnings. Follow by credit, then debit items in that order.
- Show dividends for each class and series of capital stock.
- Show separately the State and Federal income tax effect of items shown in account 439, Adjustments to Retained Earnings.
- Explain in a footnote the basis for determining the amount reserved or appropriated. If such reservation or appropriation is to be recurrent, state the number and annual amounts to be reserved or appropriated as well as the totals eventually to be accumulated.
- If any notes appearing in the report to stockholders are applicable to this statement, include them on pages 122-123.

Line No.	Item (a)	Contra Primary Account Affected (b)	Current Quarter/Year Year to Date Balance (c)	Previous Quarter/Year Year to Date Balance (d)
	UNAPPROPRIATED RETAINED EARNINGS (Account 216)			
1	Balance-Beginning of Period		11,056,430	7,754,910
2	Changes			
3	Adjustments to Retained Earnings (Account 439)			
4				
5				
6				
7				
8				
9	TOTAL Credits to Retained Earnings (Acct. 439)			
10				
11				
12				
13				
14				
15	TOTAL Debits to Retained Earnings (Acct. 439)			
16	Balance Transferred from Income (Account 433 less Account 418.1)		3,772,682	3,301,520
17	Appropriations of Retained Earnings (Acct. 436)			
18				
19				
20				
21				
22	TOTAL Appropriations of Retained Earnings (Acct. 436)			
23	Dividends Declared-Preferred Stock (Account 437)			
24				
25				
26				
27				
28				
29	TOTAL Dividends Declared-Preferred Stock (Acct. 437)			
30	Dividends Declared-Common Stock (Account 438)			
31				
32				
33				
34				
35				
36	TOTAL Dividends Declared-Common Stock (Acct. 438)			
37	Transfers from Acct 216.1, Unapprop. Undistrib. Subsidiary Earnings			
38	Balance - End of Period (Total 1,9,15,16,22,29,36,37)		14,829,112	11,056,430
	APPROPRIATED RETAINED EARNINGS (Account 215)			
39				
40				

Name of Respondent New England Hydro-Trans. Elec. Co., Inc.	This Report Is: (1) <input checked="" type="checkbox"/> An Original (2) <input type="checkbox"/> A Resubmission	Date of Report (Mo, Da, Yr) 03/15/2019	Year/Period of Report End of 2018/Q4
--	---	--	---

STATEMENT OF CASH FLOWS

(1) Codes to be used: (a) Net Proceeds or Payments; (b) Bonds, debentures and other long-term debt; (c) Include commercial paper; and (d) Identify separately such items as investments, fixed assets, intangibles, etc.

(2) Information about noncash investing and financing activities must be provided in the Notes to the Financial statements. Also provide a reconciliation between "Cash and Cash Equivalents at End of Period" with related amounts on the Balance Sheet.

(3) Operating Activities - Other: Include gains and losses pertaining to operating activities only. Gains and losses pertaining to investing and financing activities should be reported in those activities. Show in the Notes to the Financials the amounts of interest paid (net of amount capitalized) and income taxes paid.

(4) Investing Activities: Include at Other (line 31) net cash outflow to acquire other companies. Provide a reconciliation of assets acquired with liabilities assumed in the Notes to the Financial Statements. Do not include on this statement the dollar amount of leases capitalized per the USofA General Instruction 20; instead provide a reconciliation of the dollar amount of leases capitalized with the plant cost.

Line No.	Description (See Instruction No. 1 for Explanation of Codes) (a)	Current Year to Date Quarter/Year (b)	Previous Year to Date Quarter/Year (c)
1	Net Cash Flow from Operating Activities:		
2	Net Income (Line 78(c) on page 117)	3,772,682	3,301,520
3	Noncash Charges (Credits) to Income:		
4	Depreciation and Depletion	9,898,578	8,273,463
5	Amortization of		
6			
7			
8	Deferred Income Taxes (Net)	-2,913,439	-808,374
9	Investment Tax Credit Adjustment (Net)		
10	Net (Increase) Decrease in Receivables	4,607,541	-4,830,493
11	Net (Increase) Decrease in Inventory	480,690	-50,611
12	Net (Increase) Decrease in Allowances Inventory		
13	Net Increase (Decrease) in Payables and Accrued Expenses	1,996,122	-1,589,628
14	Net (Increase) Decrease in Other Regulatory Assets	2,766,326	59,081
15	Net Increase (Decrease) in Other Regulatory Liabilities	3,579,937	258,507
16	(Less) Allowance for Other Funds Used During Construction	255,217	
17	(Less) Undistributed Earnings from Subsidiary Companies		
18	Other (provide details in footnote):	-4,152,719	7,118,351
19			
20			
21			
22	Net Cash Provided by (Used in) Operating Activities (Total 2 thru 21)	19,780,501	11,731,816
23			
24	Cash Flows from Investment Activities:		
25	Construction and Acquisition of Plant (including land):		
26	Gross Additions to Utility Plant (less nuclear fuel)	-2,746,071	-7,484,850
27	Gross Additions to Nuclear Fuel		
28	Gross Additions to Common Utility Plant		
29	Gross Additions to Nonutility Plant		
30	(Less) Allowance for Other Funds Used During Construction	-255,217	
31	Other (provide details in footnote):	99,064	
32			
33			
34	Cash Outflows for Plant (Total of lines 26 thru 33)	-2,391,790	-7,484,850
35			
36	Acquisition of Other Noncurrent Assets (d)		
37	Proceeds from Disposal of Noncurrent Assets (d)		
38			
39	Investments in and Advances to Assoc. and Subsidiary Companies		
40	Contributions and Advances from Assoc. and Subsidiary Companies		
41	Disposition of Investments in (and Advances to)		
42	Associated and Subsidiary Companies		
43			
44	Purchase of Investment Securities (a)		
45	Proceeds from Sales of Investment Securities (a)		

Name of Respondent New England Hydro-Trans. Elec. Co., Inc.		This Report Is: (1) <input checked="" type="checkbox"/> An Original (2) <input type="checkbox"/> A Resubmission		Date of Report (Mo, Da, Yr) 03/15/2019	Year/Period of Report End of 2018/Q4
STATEMENT OF CASH FLOWS					
<p>(1) Codes to be used: (a) Net Proceeds or Payments; (b) Bonds, debentures and other long-term debt; (c) Include commercial paper; and (d) Identify separately such items as investments, fixed assets, intangibles, etc.</p> <p>(2) Information about noncash investing and financing activities must be provided in the Notes to the Financial statements. Also provide a reconciliation between "Cash and Cash Equivalents at End of Period" with related amounts on the Balance Sheet.</p> <p>(3) Operating Activities - Other: Include gains and losses pertaining to operating activities only. Gains and losses pertaining to investing and financing activities should be reported in those activities. Show in the Notes to the Financials the amounts of interest paid (net of amount capitalized) and income taxes paid.</p> <p>(4) Investing Activities: Include at Other (line 31) net cash outflow to acquire other companies. Provide a reconciliation of assets acquired with liabilities assumed in the Notes to the Financial Statements. Do not include on this statement the dollar amount of leases capitalized per the USofA General Instruction 20; instead provide a reconciliation of the dollar amount of leases capitalized with the plant cost.</p>					
Line No.	Description (See Instruction No. 1 for Explanation of Codes) (a)	Current Year to Date Quarter/Year (b)	Previous Year to Date Quarter/Year (c)		
46	Loans Made or Purchased				
47	Collections on Loans				
48					
49	Net (Increase) Decrease in Receivables				
50	Net (Increase) Decrease in Inventory				
51	Net (Increase) Decrease in Allowances Held for Speculation				
52	Net Increase (Decrease) in Payables and Accrued Expenses				
53	Other (provide details in footnote):				
54	Affiliate Moneypool Lending and Receivables/Payables, Net	-17,388,711	-4,487,443		
55					
56	Net Cash Provided by (Used in) Investing Activities				
57	Total of lines 34 thru 55)	-19,780,501	-11,972,293		
58					
59	Cash Flows from Financing Activities:				
60	Proceeds from Issuance of:				
61	Long-Term Debt (b)				
62	Preferred Stock				
63	Common Stock				
64	Other (provide details in footnote):				
65					
66	Net Increase in Short-Term Debt (c)				
67	Other (provide details in footnote):				
68					
69					
70	Cash Provided by Outside Sources (Total 61 thru 69)				
71					
72	Payments for Retirement of:				
73	Long-term Debt (b)				
74	Preferred Stock				
75	Common Stock				
76	Other (provide details in footnote):		25,000,000		
77					
78	Net Decrease in Short-Term Debt (c)				
79	Affiliate Moneypool Borrowing and Receivables/Payables, Net		-24,759,523		
80	Dividends on Preferred Stock				
81	Dividends on Common Stock				
82	Net Cash Provided by (Used in) Financing Activities				
83	(Total of lines 70 thru 81)		240,477		
84					
85	Net Increase (Decrease) in Cash and Cash Equivalents				
86	(Total of lines 22,57 and 83)				
87					
88	Cash and Cash Equivalents at Beginning of Period				
89					
90	Cash and Cash Equivalents at End of period				

Name of Respondent	This Report is: (1) <input checked="" type="checkbox"/> An Original (2) <input type="checkbox"/> A Resubmission	Date of Report (Mo, Da, Yr) 03/15/2019	Year/Period of Report 2018/Q4
New England Hydro-Trans. Elec. Co., Inc.			
FOOTNOTE DATA			

Schedule Page: 120 Line No.: 18 Column: b

2018

Operating Activities - Other

Change in Prepayments	(1,045)
Change in Miscellaneous Current and Accrued Assets	(2,078,002)
Change in Preliminary Survey and Investigation Charges (Electric)	1,901
Change in Clearing Accounts	(50)
Change in Accumulated Provision for Pensions and Benefits	(16,631)
Change in Other Deferred Credits	(2,058,892)
	<u>(4,152,719)</u>

Schedule Page: 120 Line No.: 18 Column: c

Other

2017

Operating Activities - Other

Change in Prepayments	8,041,917
Change in Preliminary Survey and Investigation Charges (Electric)	(1,901)
Change in Other Deferred Credits	588,606
Change in Deferred Income Taxes	(1,510,271)
	<u>7,118,351</u>

Schedule Page: 120 Line No.: 31 Column: b

Other

2018

Investing Activities - Other

Change in Utility Plant - Other	99,064
	<u>99,064</u>

Schedule Page: 120 Line No.: 76 Column: c

Other

2017

Financing Activities - Other

Capital Contributions	25,000,000
	<u>25,000,000</u>

Name of Respondent New England Hydro-Trans. Elec. Co., Inc.	This Report Is: (1) <input checked="" type="checkbox"/> An Original (2) <input type="checkbox"/> A Resubmission	Date of Report 03/15/2019	Year/Period of Report End of 2018/Q4
--	---	------------------------------	---

<p align="center">NOTES TO FINANCIAL STATEMENTS</p> <p>1. Use the space below for important notes regarding the Balance Sheet, Statement of Income for the year, Statement of Retained Earnings for the year, and Statement of Cash Flows, or any account thereof. Classify the notes according to each basic statement, providing a subheading for each statement except where a note is applicable to more than one statement.</p> <p>2. Furnish particulars (details) as to any significant contingent assets or liabilities existing at end of year, including a brief explanation of any action initiated by the Internal Revenue Service involving possible assessment of additional income taxes of material amount, or of a claim for refund of income taxes of a material amount initiated by the utility. Give also a brief explanation of any dividends in arrears on cumulative preferred stock.</p> <p>3. For Account 116, Utility Plant Adjustments, explain the origin of such amount, debits and credits during the year, and plan of disposition contemplated, giving references to Commission orders or other authorizations respecting classification of amounts as plant adjustments and requirements as to disposition thereof.</p> <p>4. Where Accounts 189, Unamortized Loss on Reacquired Debt, and 257, Unamortized Gain on Reacquired Debt, are not used, give an explanation, providing the rate treatment given these items. See General Instruction 17 of the Uniform System of Accounts.</p> <p>5. Give a concise explanation of any retained earnings restrictions and state the amount of retained earnings affected by such restrictions.</p> <p>6. If the notes to financial statements relating to the respondent company appearing in the annual report to the stockholders are applicable and furnish the data required by instructions above and on pages 114-121, such notes may be included herein.</p> <p>7. For the 3Q disclosures, respondent must provide in the notes sufficient disclosures so as to make the interim information not misleading. Disclosures which would substantially duplicate the disclosures contained in the most recent FERC Annual Report may be omitted.</p> <p>8. For the 3Q disclosures, the disclosures shall be provided where events subsequent to the end of the most recent year have occurred which have a material effect on the respondent. Respondent must include in the notes significant changes since the most recently completed year in such items as: accounting principles and practices; estimates inherent in the preparation of the financial statements; status of long-term contracts; capitalization including significant new borrowings or modifications of existing financing agreements; and changes resulting from business combinations or dispositions. However were material contingencies exist, the disclosure of such matters shall be provided even though a significant change since year end may not have occurred.</p> <p>9. Finally, if the notes to the financial statements relating to the respondent appearing in the annual report to the stockholders are applicable and furnish the data required by the above instructions, such notes may be included herein.</p>
<p>PAGE 122 INTENTIONALLY LEFT BLANK SEE PAGE 123 FOR REQUIRED INFORMATION.</p>

Name of Respondent	This Report is: (1) <input checked="" type="checkbox"/> An Original (2) <input type="checkbox"/> A Resubmission	Date of Report (Mo, Da, Yr) 03/15/2019	Year/Period of Report 2018/Q4
New England Hydro-Trans. Elec. Co., Inc.			
NOTES TO FINANCIAL STATEMENTS (Continued)			

NEW ENGLAND HYDRO-TRANSMISSION ELECTRIC COMPANY, INC.
NOTES TO THE FINANCIAL STATEMENTS
FOR THE TWELVE MONTHS ENDED DECEMBER 31, 2018

1. NATURE OF OPERATIONS AND BASIS OF PRESENTATION

New England Hydro-Transmission Electric Company, Inc. (the "Company") was formed to build, own and operate the Massachusetts portion of the second phase of an international transmission interconnection between the electric systems of Hydro-Quebec and New England ("Phase II"). Phase I was the initial transmission interconnection with 690 megawatts ("MW") of transfer capability and in 1990 Phase II increased the transfer capability to 2,000 MW.

National Grid USA ("NGUSA") and its subsidiaries own 53.7% of the Company's common stock and the remaining common stock is owned by non-affiliated electric utilities. NGUSA is a public utility holding company with regulated subsidiaries engaged in the generation of electricity and the transmission, distribution, and sale of both natural gas and electricity. NGUSA is a direct wholly-owned subsidiary of National Grid North America Inc. ("NGNA") and an indirectly-owned subsidiary of National Grid plc, a public limited company incorporated under the laws of England and Wales.

Support agreements between the Company, its affiliate New England Hydro-Transmission Corporation Inc. ("NH Hydro") and all participating electric utilities and municipal electric companies in New England cover construction, ownership, and operation of the Hydro-Transmission companies' Phase II facilities, including the sharing of costs and benefits among the participants. Under these agreements, the Hydro-Transmission companies began receiving support payments from the participants in November 1990, which covered all of the costs relating to the Phase II facilities.

The Company has a 50% ownership interest in New England Hydro Finance Company, Inc. ("NEHFC"), which is accounted for under the equity method of accounting, as the Company has the ability to exercise significant influence over the operating and financial policies of NEHFC but does not control NEHFC. The remaining 50% of NEHFC is owned by NH Hydro. NH Hydro owns and operates the Phase II direct current transmission lines in New Hampshire. NEHFC entered into credit agreements to provide debt financing to the Company and to NH Hydro.

Under the financial and organizational agreement among the Company, its affiliate New England Power Company ("NEP"), and other non-affiliate electric utilities, participants have certain rights in the interconnection based on their participating shares as defined in such agreements and are required to make support payments for their share of the costs of the project.

In addition to providing up to 40% of the capital for the Company in the form of equity, the Company's shareholders agreed to guarantee Phase II project debt supported by participants whose long-term debt is not rated investment grade ("credit enhanced participants") at the time of the 1991 project debt financing. The Company's shareholders also agreed to be responsible for all support agreement obligations for any credit enhanced participant who defaults under the support agreement.

The accompanying financial statements are prepared in accordance with the accounting requirements of the Federal Energy Regulatory Commission ("FERC") as set forth in its applicable Uniform System of Accounts. This is a comprehensive basis of accounting other than accounting principles generally accepted in the United States ("U.S. GAAP"). The primary differences consist of the following:

- For FERC reporting, regulatory assets and liabilities are classified as non-current. For U.S. GAAP reporting, regulatory assets and liabilities are classified as current or long-term as applicable.
- All debt is classified as long-term in the balance sheet for FERC reporting but is classified as current or long-term as applicable for U.S. GAAP reporting.

Name of Respondent	This Report is: (1) <input checked="" type="checkbox"/> An Original (2) <input type="checkbox"/> A Resubmission	Date of Report (Mo, Da, Yr) 03/15/2019	Year/Period of Report 2018/Q4
New England Hydro-Trans. Elec. Co., Inc.			
NOTES TO FINANCIAL STATEMENTS (Continued)			

- Deferred tax assets and liabilities are presented on a gross basis for FERC reporting, but are presented on a net basis where appropriate and classified as non-current for U.S. GAAP reporting.

Supplemental Cash Flow Information

Twelve Months ended December 31,	
2018	2017
<i>(in thousands of dollars)</i>	

Supplemental disclosures:

Income taxes refunded	\$ -	\$ 4,673
Income taxes (paid)	\$ (2,503)	\$ (813)

Supplemental disclosure of non-cash financing and investing

Capital-related accruals Included in accounts payable	\$ 1,160	\$ 205
---	----------	--------

Accounts Receivable from Associated Companies (account 146) and Accounts Payable to Associated Companies (account 234) are reported on a gross basis and are no longer netted by counterparty as of December 31, 2018 on the accompanying balance sheet. Management believes the presentation more accurately reflects the individual accounts receivable and accounts payable positions with the respective counterparty.

The Company has evaluated subsequent events and transactions through March 15, 2019 the date of issuance of these financial statements and concluded that there were no events or transactions that require adjustment to, or disclosure in, the financial statements as of and for the twelve months ended December 31, 2018.

2. SUMMARY OF SIGNIFICANT ACCOUNTING POLICIES

Use of Estimates

The preparation of these financial statements requires the company to make estimates and assumptions that affect the reported amounts of assets, liabilities, revenues, and expenses, and the disclosure of contingent assets and liabilities included in the financial statements. Actual results could differ from those estimates.

Regulatory Accounting

The Federal Energy Regulatory Commission ("FERC") regulates the rates the Company charges its customers. In certain cases, the rate actions of the FERC can result in accounting that differs from non-regulated companies. In these cases, the Company defers costs (as regulatory assets) or recognizes obligations (as regulatory liabilities) if it is probable that such amounts will be recovered from or refunded to customers through future rates. Regulatory assets and liabilities are reflected in the statements of income consistent with the treatment of the related costs in the ratemaking process.

Revenue Recognition

The Company is allowed to recover actual costs plus a return on investment from its participants ("support charges"). On a monthly basis, the Company bills its participants using a formula rate that is based on the Company's projected support charges. Annually, the Company identifies and bills or refunds the participants for differences between actual and invoiced support charges.

Name of Respondent	This Report is: (1) <input checked="" type="checkbox"/> An Original (2) <input type="checkbox"/> A Resubmission	Date of Report (Mo, Da, Yr) 03/15/2019	Year/Period of Report 2018/Q4
New England Hydro-Trans. Elec. Co., Inc.			
NOTES TO FINANCIAL STATEMENTS (Continued)			

Plant Materials and Operating Supplies

Plant materials and operating supplies are stated at weighted average cost, which represents net realizable value and are expensed or capitalized as used. There were no material write-offs of obsolete plant materials and operating supplies for the periods ended December 31, 2018 or December 31, 2017.

Accounts Receivable and Allowance for Doubtful Accounts

When necessary the Company recognizes an allowance for doubtful accounts to record accounts receivable at estimated net realizable value. The allowance is determined based on a variety of factors including, for each type of receivable, applying an estimated reserve percentage to each aging category, taking into account historical collection and write-off experience and management's assessment of collectability from individual customers as appropriate. The collectability of receivables is continuously assessed and, if circumstances change, the allowance is adjusted accordingly. Receivable balances are written off against the allowance for doubtful accounts when the accounts are disconnected and/or terminated and the balances are deemed to be uncollectible.

Fair Value Measurements

Fair value is the price that would be received to sell an asset or paid to transfer a liability in an orderly transaction between market participants at the measurement date. Valuation techniques used maximize the use of observable inputs and minimize the use of unobservable inputs.

Financial instruments on the balance sheets such as money pool, intercompany balances, accounts receivable, and accounts payable are stated at cost, which approximates fair value.

Utility Plant

Utility plant is stated at original cost. The cost of repairs and maintenance is charged to expense and the cost of renewals and betterments that extend the useful life of utility plant is capitalized cost of additions to utility plant includes costs such as direct material, labor and benefits, and an allowance for funds used during construction ("AFUDC"). Depreciation is computed over the estimated useful life of the asset using the composite straight-line method.

Pursuant to the financial and organizational agreements, depreciation was previously computed over the shorter of the estimated useful life of the utility plant and the underlying debt. In May 2014, the Company adopted a new depreciation policy, whereby all assets placed in to service after this date, were to be depreciated over the period through the remaining life of the support agreement, which expires in November 2020.

Asset Retirement Obligations

The Company has identified, but not recognized, ARO liabilities related to electric transmission assets as a result of certain easements on property on which assets are owned. Generally, such easements are perpetual and require only the retirement and removal of assets upon the cessation of the property's use. The retirement obligation is not estimable for such easements since the Company plans to use their facilities indefinitely. The retirement obligation would only be recognized if and when the Company abandons or ceases the use of specific easements, which is not expected.

Allowance for Funds Used During Construction

In accordance with applicable accounting guidance, the Company records Allowance for Funds Used (AFUDC), which represents the debt and equity costs of financing the construction of new utility plant. AFUDC equity is reported in the statements of income as non-cash income and AFUDC debt is reported as a non-cash offset to interest expense. After construction is completed, the Company is permitted to recover these costs through their inclusion in rate base and corresponding depreciation expense.

The Company recorded AFUDC related to equity of \$255 thousand and \$51 thousand and AFUDC related to debt of \$0 and \$2

Name of Respondent	This Report is: (1) <input checked="" type="checkbox"/> An Original (2) <input type="checkbox"/> A Resubmission	Date of Report (Mo, Da, Yr) 03/15/2019	Year/Period of Report 2018/Q4
New England Hydro-Trans. Elec. Co., Inc.			
NOTES TO FINANCIAL STATEMENTS (Continued)			

thousand for the years ended December 31, 2018 and 2017, respectively. The average AFUDC rates for each of the years ended December 31, 2018 and 2017 were 13% and 9.88% respectively.

New and Recent Accounting Guidance - Accounting Guidance Recently Adopted

Revenue Recognition

In May 2014, the Financial Accounting Standards Board ("FASB") issued Accounting Standards Update ("ASU") No. 2014-09: "Revenue from Contracts with Customers (Topic 606)." The underlying principle of this ASU is that an entity will recognize revenue to depict the transfer of promised goods or services to customers in an amount that reflects the consideration the entity expects to be entitled to, in exchange for those goods or services. For the Company, the new guidance is effective for the fiscal year ended December 31, 2018 and its interim periods and has been adopted using a modified retrospective approach.

The Company performed detailed reviews of its revenue arrangements to ensure compliance with the new standard effective for the current fiscal year ended December 31, 2018 and its interim periods. The adoption of Accounting Standards Codification ("ASC") 606, "Revenue from Contracts with Customers", did not have an impact on the presentation of the Company's results of operations, cash flows, or financial position.

Statement of Cash Flows

In August 2016, the FASB issued ASU No. 2016-15, "Classification of Certain Cash Receipts and Cash Payments (Topic 230)," which provides guidance about the classification of certain cash receipts and payments within the statement of cash flows, including debt prepayment or extinguishment costs, contingent consideration payments made after a business combination, proceeds from the settlement of insurance claims and policies, and distributions received from equity method investments.

The accounting update is in effect for the current fiscal year ended December 31, 2018 and the interim periods. The application of ASU No. 2016-15, "Classification of Certain Cash Receipts and Cash Payments (Topic 230)," did not have a material impact on the Company's cash flows as the Company is already in compliance with the amendments.

Financial Instruments – Classification and Measurement

In January 2016, the FASB issued ASU No. 2016-01, "Financial Instruments – Overall: Recognition and Measurement of Financial Assets and Financial Liabilities." The new guidance principally affects the accounting for equity investments and financial liabilities where the fair value option has been elected, as well as the disclosure requirements for financial instruments. For the Company, the new guidance is effective for the current fiscal year ended December 31, 2018. The adoption of this ASU did not have a material impact on the presentation, results of operations, cash flows, and financial position of the Company.

New and Recent Accounting Guidance - Accounting Guidance Not Yet Adopted

Leases

In February 2016, the FASB issued ASU 2016-02 "Leases" (codified as Topic 842) related to lease accounting, effective January 1, 2019 for public entities. Under the new standard, a lease is defined as a contract, or part of a contract, that conveys the right to control the use of identified assets for a period of time in exchange for consideration. Lessees will need to recognize leases on the balance sheet as a right-of-use asset and a related lease liability and classify the leases as either operating or finance. The liability will be equal to the present value of lease payments. The asset will be based on the liability, subject to adjustments, such as initial direct costs.

The Company operating leases portfolio includes mainly real estate, fleet vehicles and telecommunication towers. These operating leases will result in straight-line expense while finance leases will result in a higher initial expense pattern due to the interest component. The Company, as a regulated entity, is permitted to continue to recognize expense using the timing that conforms to the regulatory rate treatment.

Name of Respondent	This Report is: (1) <input checked="" type="checkbox"/> An Original (2) <input type="checkbox"/> A Resubmission	Date of Report (Mo, Da, Yr) 03/15/2019	Year/Period of Report 2018/Q4
New England Hydro-Trans. Elec. Co., Inc.			
NOTES TO FINANCIAL STATEMENTS (Continued)			

We have established a cross-functional team to assess and implement the new standard update. Our assessment is substantially complete, and the company is currently finalizing its adoption options allowed for lessees and lessors by the new standard.

3. REVENUE

A. Significant Accounting Policy

Upon the adoption of ASC Topic 606, revenue is measured based on the consideration specified in a contract with a customer and excludes amounts collected on behalf of third parties. The Company recognizes revenue when it transfers control over a product or service to a customer.

B. Nature of Goods and Services

The following is a description of principal activities from which the Company generates its revenue.

Transmission

The Company generates revenue from providing electric transmission to customers. Transmission systems generally include overhead lines, underground cables and substations, connecting generation and interconnectors to the distribution system. The Company owns, maintains, and operates an electric transmission system in Massachusetts and is regulated by the Federal Energy Regulatory Commission (FERC).

Products and services

Nature, timing of satisfaction of performance obligations and significant payment terms

Electric Transmission

Electric transmission revenues arise under Transmission Service Agreements (TSAs). The Company bills its transmission services typically on a monthly basis, in the month after service has been provided.

C. Disaggregation of Revenue

In the following table, revenue is disaggregated by primary geographical markets, major products/services lines, and timing of revenue recognition.

	Twelve months ended December 31,	
	2018	2017
	(in thousands of dollars)	
Primary geographical markets		
Massachusetts	\$25,556	\$23,869
Total	\$25,556	\$23,869
Major service lines/products		
Electric Transmission	\$25,556	\$23,869
Total	\$25,556	\$23,869

D. Contract balances

Name of Respondent	This Report is: (1) <input checked="" type="checkbox"/> An Original (2) <input type="checkbox"/> A Resubmission	Date of Report (Mo, Da, Yr) 03/15/2019	Year/Period of Report 2018/Q4
New England Hydro-Trans. Elec. Co., Inc.			
NOTES TO FINANCIAL STATEMENTS (Continued)			

The following tables provide information about contract receivables, contract assets, and contract liabilities from contracts with customers. Contract assets are included in Other Accounts Receivable (Affiliates and Non-affiliates), and Unbilled Revenues, and contract liabilities are included in Other Deferred Credits. Effective January 2018, the Company stopped deferring revenue and began accruing unbilled revenue separately from the regulatory assets.

2018 (in thousands of dollars)	Other Accounts Receivable (Affiliates)	Other Accounts Receivable (Non- affiliates)	Unbilled Revenues	Other Deferred Credits
Opening Balance as of January 1, 2018	\$ 480	\$ 1,601	\$ -	\$ 2,058
Ending Balance as of December 31, 2018	\$ -	\$ 1,664	\$ 2,078	\$ -
Increase / (Decrease)	\$ (480)	\$ 63	\$ 2,078	\$ (2,058)

2017 (in thousands of dollars)	Other Accounts Receivable (Affiliates)	Other Accounts Receivable (Non- affiliates)	Unbilled Revenues	Other Deferred Credits
Opening Balance as of January 1, 2017	\$ -	\$ 1,442	\$ -	\$ 1,436
Ending Balance as of December 31, 2017	\$ 480	\$ 1,601	\$ -	\$ 2,058
Increase / (Decrease)	\$ 480	\$ 159	\$ -	\$ 622

4. REGULATORY ASSETS AND LIABILITIES

The Company records regulatory assets and liabilities that result from the ratemaking process. The following table presents the regulatory assets and regulatory liabilities recorded in the accompanying balance sheets:

	December 31, 2018	December 31, 2017
<i>Regulatory Assets:</i>	<i>(In thousands of dollars)</i>	
Regulatory dereferred tax assets	\$ -	\$ 138
Rate adjustment mechanism	\$ -	\$ 2,766
Total	\$ -	\$ 2,904
<i>Regulatory Liabilities:</i>		
Regulatory dereferred tax liability	\$ 1,315	\$ 1,209
Rate adjustment mechanism	\$ 3,580	
Total	\$ 4,895	\$ 1,209
Net regulatory assets (liabilities)	\$ (4,895)	\$ 1,695

Rate adjustment mechanism: As described in Note 2, Summary of Significant Accounting Policies, the Company is allowed to recover support charges. These amounts represent the over or under billing of charges as of the balance sheet date and will be refunded to or recovered from participants in the future.

Name of Respondent	This Report is: (1) <input checked="" type="checkbox"/> An Original (2) <input type="checkbox"/> A Resubmission	Date of Report (Mo, Da, Yr) 03/15/2019	Year/Period of Report 2018/Q4
New England Hydro-Trans. Elec. Co., Inc.			
NOTES TO FINANCIAL STATEMENTS (Continued)			

Regulatory deferred tax assets and liabilities: These amounts represent under- or over-recovered federal and state deferred taxes of the Company primarily as a result of regulatory flow through accounting treatment and tax rate changes. The amount in regulatory tax liability represents the decrease in the deferred tax liability due to the Tax Cuts and Jobs Act (Tax Act) of 2017. Tax Act reduced the corporate tax rate from 34% to 21%. The reduction in the net deferred income tax liability due to the tax rate change is expected to be refunded to the ratepayers, therefore it was deferred as a regulatory tax liability. The income tax benefits or charges for certain plant related timing differences are immediately flowed through to, or collected from, the participants. The amortization of the related regulatory deferred tax amount, for these items, follows the book life of the underlying plant asset. The Company is also recovering historic unfunded deferred tax balances that are currently being amortized into rates at a stated annual revenue requirement under the current rate plan.

5. UTILITY PLANT

The following table summarizes utility plant at cost along with accumulated depreciation:

	December 31,	
	2018	2017
	<i>(in thousands of dollars)</i>	
Plant and machinery	\$ 203,309	\$ 202,906
Land and buildings	50,837	50,837
Assets in construction	4,821	1,390
Total Property, Plant and Equipment	258,967	255,133
Accumulated depreciation and amortization	(235,910)	(226,001)
Utility plant, net	\$ 23,057	\$ 29,132

The increase in Assets in Construction, is mainly due to an increase in capital spend related to Sandy Pond 450KV DC Wall Bushings and other projects related to Sandy Pond.

6. CAPITALIZATION

Short-term Debt

Since November 23, 2016, the Company has had regulatory approval from the FERC to issue up to \$25 million of short-term debt. The authorization was renewed with an effective date of January 11, 2019 for a period of two years and expires on January 10, 2021. As of December 31, 2018, and December 31, 2017 the Company had no short-term debt outstanding. Refer to the Intercompany Money Pool footnote included in note 9. Related Party Transactions for short term debt outstanding to associated companies.

7. INCOME TAXES

Components of Income Tax Expense

Name of Respondent	This Report is: (1) <input checked="" type="checkbox"/> An Original (2) <input type="checkbox"/> A Resubmission	Date of Report (Mo, Da, Yr) 03/15/2019	Year/Period of Report 2018/Q4
New England Hydro-Trans. Elec. Co., Inc.			
NOTES TO FINANCIAL STATEMENTS (Continued)			

	Years Ended December 31,	
	2018	2017
	<i>(in thousands of dollars)</i>	
Current tax expense:		
Federal	\$ 3,262	\$ 2,562
State	1,178	718
Total current tax expense	4,440	3,280
Deferred tax expense (benefit):		
Federal	(2,209)	(592)
State	(704)	(217)
Total deferred tax (benefit)	(2,913)	(809)
Total income tax expense	\$ 1,527	\$ 2,471
Total income taxes in the statements of income:		
Income taxes charged to operations	\$ 1,437	\$ 2,458
Income taxes credited to other income (deductions)	90	13
Total	\$ 1,527	\$ 2,471

Statutory Rate Reconciliation

The Company's effective tax rates for the years ended December 31, 2018 and 2017 are 28.8% and 42.8%, respectively. The following table presents a reconciliation of income tax expense at the federal statutory tax rate of 21% and 34%, respectively, to the actual tax expense:

	Years Ended December 31,	
	2018	2017
	<i>(in thousands of dollars)</i>	
Computed tax	\$ 1,113	\$ 1,963
Change in computed taxes resulting from:		
State income tax, net of federal benefit	374	330
Allowance for equity funds used during construction	26	148
Other items, net	14	30
Total Changes	414	508
Total income tax expense	\$ 1,527	\$ 2,471

On December 22, 2017, the Tax Act was signed into law. The Tax Act includes significant changes to various federal tax provisions applicable to the Company, including provisions specific to regulated public utilities. The most significant changes include the reduction in the corporate federal income tax rate from 34% to 21% effective January 1, 2018 and the limitation of the net operating loss deduction for net operating losses generated in tax years starting after December 31, 2017 to 80% of taxable income with an indefinite carryforward period. The Tax Act provisions related to regulated public utilities eliminate bonus depreciation for certain property acquired or placed in service after September 27, 2017 and extend the normalization requirements for ratemaking

Name of Respondent	This Report is: (1) <input checked="" type="checkbox"/> An Original (2) <input type="checkbox"/> A Resubmission	Date of Report (Mo, Da, Yr) 03/15/2019	Year/Period of Report 2018/Q4
New England Hydro-Trans. Elec. Co., Inc.			
NOTES TO FINANCIAL STATEMENTS (Continued)			

treatment of excess deferred taxes.

On August 3, 2018, the IRS released proposed regulations associated with the expanded depreciation rules enacted as part of the Tax Act. The proposed regulations would enable utilities to claim additional bonus depreciation on property acquired and placed in service between September 28, 2017 and March 31, 2018. The company adopted the guidance in the proposed regulations and revised the impact of the income tax effect of the Tax Act to reflect the additional six months of bonus depreciation.

On December 22, 2017, the Securities and Exchange Commission issued Staff Accounting Bulletin ("SAB") 118, which provides guidance on accounting for the effects of the Tax Act. SAB 118 provides a measurement period that should not extend beyond one year from the Tax Act enactment date to complete the accounting under ASC 740. To the extent that a company's accounting for certain income tax effects of the Tax Act is incomplete, a company can determine a reasonable estimate for those effects and record a provisional estimate in the financial statements.

On November 15, 2018, FERC issued a Notice of Proposed Rulemaking ("NOPR") in which it is proposing to require all public utility transmission providers with transmission rates under an Open Access Transmission Tariff ("OATT"), a transmission owner tariff, or a rate schedule to revise those rates to account for changes caused by the Tax Act. Specifically, for transmission formula rates, the Commission is proposing to require that public utilities deduct excess Accumulated Deferred Income Taxes (ADIT) from their rate bases and adjust their income tax allowances by amortized excess ADIT. The Commission is also proposing to require all public utilities with transmission formula rates to incorporate a new permanent worksheet into their transmission formula rates that will annually track ADIT information. Additionally, the Commission is proposing to require all public utilities with transmission stated rates to determine the amount of excess and deferred income tax caused by the Tax Act's reduction to the federal corporate income tax rate and return or recover this amount to or from customers. The Company plans to implement the NOPR requirements once it is finalized.

During the period ending December 31, 2018, the Company adjusted its remeasurement of federal deferred tax assets and liabilities to the enacted tax rate of 21% and recognized the impact of the Tax Act. The Company recognized a net decrease in its deferred tax liability in the amount of \$0.1 million and increased the offsetting regulatory liability for the refund of excess deferred taxes to the ratepayers in the amount of \$0.1 million. The resulting measurement of the impact of the Tax Act was a decrease in the deferred tax assets and liabilities in accounts 190, 282, and 283 of \$1 million and a tax regulatory liability in account 254 of \$1.3 million. The protected excess ADIT is \$.6 million and unprotected excess ADIT is \$.4 million. The company is not currently amortizing the amounts into rates and an amortization period has not been agreed between the company and the regulator. Once agreed, the excess ADIT will be amortized to account 411.

Deferred Tax Components

Name of Respondent	This Report is: (1) <input checked="" type="checkbox"/> An Original (2) <input type="checkbox"/> A Resubmission	Date of Report (Mo, Da, Yr) 03/15/2019	Year/Period of Report 2018/Q4
New England Hydro-Trans. Elec. Co., Inc.			
NOTES TO FINANCIAL STATEMENTS (Continued)			

	December 31,	
	2018	2017
	<i>(in thousands of dollars)</i>	
Deferred tax assets:		
Property related differences	\$ 1,901	475
Regulatory liabilities - other	1,420	351
Other items	9	7
Total deferred tax assets ⁽¹⁾	3,330	833
Deferred tax liabilities:		
Regulatory assets - other	-	842
Future federal benefit on state taxes	354	195
Regulatory tax asset	17	-
Other items	13	7
Total deferred tax liabilities	384	1,044
Net deferred income tax asset (liabilities)	\$ 2,946	\$ (211)

(1) There was no valuation allowance for deferred tax assets at December 31, 2018 or 2017.

The Company adopted the provisions of FASB guidance which clarifies the accounting for uncertain tax positions as modified by FERC Docket AI07-2-000. FASB guidance provides that the financial effects of a tax position shall initially be recognized when it is more likely than not, based on the technical merits, that the position will be sustained upon examination, assuming the position will be audited, and the taxing authority has full knowledge of all relevant information. FERC docket AI07-2-000 issues supplementary guidance requiring entities to continue to recognize deferred income taxes for Commission accounting and reporting purposes based on the difference between positions taken in tax returns filed or expected to be filed and amounts reported in the financial statements. As of December 31, 2018, and December 31, 2017, the Company did not have any unrecognized tax benefits on a FERC basis.

The Company recognizes interest related to unrecognized tax benefits in other interest and related penalties, if applicable, in other deductions, net, in the accompanying income statement. As of December 31, 2018, there is no interest and penalty associated with uncertain tax position. It is reasonably possible that other events will occur during the next twelve months that would cause the total amount of unrecognized tax benefits to increase or decrease. However, the Company does not believe any such increases or decreases would be material to their results of operations, financial position, or cash flows.

The Company files a federal return based on a calendar year end and is currently not under examination by the Internal Revenue Service. The federal tax returns for calendar years ended December 31, 2015 through December 31, 2018 are open under the statute of limitations.

The Company is a member of the National Grid USA Service Company Massachusetts unitary group since the fiscal year ended March 31, 2010. The tax returns for fiscal years ended March 31, 2010 through March 31, 2018 remain subject to examination by the State of Massachusetts.

Name of Respondent	This Report is: (1) <input checked="" type="checkbox"/> An Original (2) <input type="checkbox"/> A Resubmission	Date of Report (Mo, Da, Yr) 03/15/2019	Year/Period of Report 2018/Q4
New England Hydro-Trans. Elec. Co., Inc.			
NOTES TO FINANCIAL STATEMENTS (Continued)			

The following table indicates the earliest tax year subject to examination:

Jurisdiction	Tax Year
Federal	December 31, 2015
Massachusetts	March 31, 2010

8. COMMITMENTS AND CONTINGENCIES

Purchase Commitments

The Company has various capital commitments related to plant and equipment, for years subsequent to December 31, 2018, and did not have additional commitments past 2019 as summarized in the table below:

Years Ending December 31, (in thousands of dollars)	Capital Expenditures
2019	169
Total	<u>\$ 169</u>

Operating Leases

The Company has operating leases with NEP, whereby the Company paid rental expense of \$701 thousand and \$701 thousand for the years ended December 31, 2018 and December 31, 2017, respectively, which is included in operation expense in the accompanying statements of income.

A summary of future minimum lease payments due each year subsequent to December 31, 2018 are as follows:

<u>For the Years Ending December 31,</u> <u>(in thousands of dollars)</u>	
2019	715
2020	729
Total	<u>\$ 1,444</u>

Legal Matters

The Company is subject to various legal proceedings arising out of the ordinary course of its business. The Company does not consider any of such proceedings to be material, individually or in the aggregate, to its business or likely to result in a material adverse effect on its results of operations, financial condition or cash flows.

9. RELATED PARTY TRANSACTIONS

Notes Payable to Associated Companies

The Company has an agreement with NGUSA whereby the Company can borrow up to \$20 million interest free for working capital needs. On August 5, 2016 the agreement was renewed with a new limit of up to \$35 million. The Company had no outstanding note payable to an associated company at December 31, 2018 and December 31, 2017.

Name of Respondent	This Report is: (1) <input checked="" type="checkbox"/> An Original (2) <input type="checkbox"/> A Resubmission	Date of Report (Mo, Da, Yr) 03/15/2019	Year/Period of Report 2018/Q4
New England Hydro-Trans. Elec. Co., Inc.			
NOTES TO FINANCIAL STATEMENTS (Continued)			

Accounts Receivable from and Accounts Payable to Associated Companies

NGUSA and its affiliates provide various services to the Company, including executive and administrative, customer services, financial (including accounting, auditing, risk management, tax, and treasury/finance), human resources, information technology, legal and strategic planning, that are charged between the companies and charged to each company.

The Company records short-term payables to and receivables from certain of its affiliates in the ordinary course of business. The amounts payable to and receivable from its affiliates do not bear interest and are settled through the intercompany money pool. A summary of outstanding accounts receivable from associated companies and accounts payable to associated companies balances is as follows:

	Accounts Receivable From Associated Companies		Accounts Payable To Associated Companies	
	December 31, 2018	December 31, 2017	December 31, 2018	December 31, 2017
	<i>(in thousands of dollars)</i>		<i>(in thousands of dollars)</i>	
NGUSA Service Company	\$ 132	\$ -	\$ 3,569	\$ 3,554
National Grid USA Parent	-	12	11	-
NG Engineering Srvc, LLC.	-	25	8	-
New England Power Company	-	422	58	-
Others	-	-	-	-
Total	<u>\$ 132</u>	<u>\$ 459</u>	<u>\$ 3,646</u>	<u>\$ 3,554</u>

Intercompany Money Pool

The settlement of the Company's various transactions with NGUSA and certain associated companies generally occurs via the intercompany money pool. The Company is a participant in the Regulated Money Pool and can both borrow and lend funds. Borrowings from the Regulated Money Pool bear interest in accordance with the terms of the intercompany money pool agreement. As the Company fully participates in the Regulated Money Pool rather than settling intercompany charges with cash, all changes in the intercompany money pool balance and accounts receivable and payable from affiliate balances, are reflected as investing or financing activities in the accompanying statements of cash flows. In addition, for the purpose of presentation in the statement of cash flows, it is assumed all amounts settled through intercompany money pool are constructive cash receipts and payments, and therefore are presented as such.

The Regulated Money Pool is funded by operating funds from participants. NGUSA has the ability to borrow up to \$3 billion from National Grid plc for working capital needs including funding of the intercompany money pools, if necessary. The Company had short-term intercompany money pool investment of \$25.4 million and \$7.6 million at December 31, 2018 and December 31, 2017, respectively. The average interest rates for the intercompany money pool were 2.22% and 1.44% for the twelve months ended December 31, 2018 and 2017, respectively.

Revenue

Transmission revenues are based on an approved formula rate that recovers the Company's actual costs plus a return on investment. A portion of the revenue is derived from its associate NEP. Revenue earned from NEP was \$6.7 million and \$5.1 million for the twelve months ended December 31, 2018 and December 31, 2017, respectively.

Service Company Charges

The affiliated service companies of NGUSA provide certain services to the Company at their cost. The service company costs are

Name of Respondent	This Report is: (1) <input checked="" type="checkbox"/> An Original (2) <input type="checkbox"/> A Resubmission	Date of Report (Mo, Da, Yr) 03/15/2019	Year/Period of Report 2018/Q4
New England Hydro-Trans. Elec. Co., Inc.			
NOTES TO FINANCIAL STATEMENTS (Continued)			

generally allocated to associated companies through a tiered approach. First and foremost, costs are directly charged to the benefited company whenever practicable. Secondly, in cases where direct charging cannot be readily determined, costs are allocated using cost/causation principles linked to the relationship of that type of service, such as number of employees, number of customers/meters, capital expenditures, value of property owned, total transmission and distribution expenditures. Lastly, all other costs are allocated based on a general allocator determined using a 3-point formula based on net margin, net property, plant and equipment, and operations and maintenance expense.

Charges from the service companies of NGUSA, including but not limited to non-power goods and services, for the twelve months ended December 31, 2018 and 2017 were \$7.2 million and \$7.4 million, respectively.

10. PHASE II PARTICIPANTS AND SHAREHOLDERS

The following table represents Phase II Participants and Shareholders' shares as of December 31, 2018 and December 31, 2017:

Participants and/or Shareholders	Participating Share (%)	Equity Share (%)
NGUSA*		50.43
EVERSOURCE (Northeast Utilities)		22.66
EVERSOURCE (The Connecticut Light & Power Company)	18.82	
New England Power Company*	18.53	
EVERSOURCE (NSTAR (1))	11.09	11.05
EVERSOURCE (Public Service Company of New Hampshire)	10.00	
Vermont Electric Power Company (2)	8.83	4.34
Central Maine Power Company	7.13	
The United Illuminating Company	5.45	
EVERSOURCE (Western Massachusetts Electric Company)	3.83	
EVERSOURCE (NSTAR)	3.80	3.41
New England Power Company - Montaup Electric Company*	3.63	3.27
Bangor Hydro-Electric Company	1.52	
UNITIL Power Corporation	1.23	
Connecticut Municipal Electric Energy Cooperative	0.84	0.84
Massachusetts Municipal Wholesale Electric Company	0.64	0.59
Town of Reading	0.47	0.47
New England Power Company - Newport Electric Corporation*	0.45	
Fitchburg Gas & Electric Light Company	0.43	
Taunton Municipal Lighting Plant	0.36	0.36
City of Chicopee Municipal Lighting Plant	0.32	0.32
Town of Braintree	0.31	0.29
City of Peabody	0.29	0.27
City of Holyoke	0.27	0.27
City of Westfield	0.26	0.26
Town of Danvers	0.24	0.24
Town of Shrewsbury	0.16	0.16
Town of Hudson	0.15	0.15
Town of Wakefield	0.13	0.13
EVERSOURCE (Holyoke Water Power Company)	0.13	
Town of Hingham	0.12	0.12
Town of Concord	0.12	0.12
Town of South Hadley	0.12	

Name of Respondent	This Report is: (1) <input checked="" type="checkbox"/> An Original (2) <input type="checkbox"/> A Resubmission	Date of Report (Mo, Da, Yr)	Year/Period of Report
New England Hydro-Trans. Elec. Co., Inc.		03/15/2019	2018/Q4
NOTES TO FINANCIAL STATEMENTS (Continued)			

Town of North Attleborough	0.11	0.11
Town of Middleborough	0.11	0.11
Town of Holden	0.07	
Town of Groton	0.03	0.03
Town of Princeton	0.01	
Total	100.00%	100.00%
(1) Approximately 59 percent of the equity share listed is in non-voting shares.		
(2) Vermont Electric Power Company has signed as agent for:		
Central Vermont Public Service Corporation	5.13	
Green Mountain Power Corporation	3.18	3.18
Citizens Utilities Company	0.52	1.16
	8.83%	4.34%

*Denotes related parties

Name of Respondent New England Hydro-Trans. Elec. Co., Inc.		This Report Is: (1) <input checked="" type="checkbox"/> An Original (2) <input type="checkbox"/> A Resubmission		Date of Report (Mo, Da, Yr) 03/15/2019	Year/Period of Report End of 2018/Q4
SUMMARY OF UTILITY PLANT AND ACCUMULATED PROVISIONS FOR DEPRECIATION. AMORTIZATION AND DEPLETION					
Report in Column (c) the amount for electric function, in column (d) the amount for gas function, in column (e), (f), and (g) report other (specify) and in column (h) common function.					
Line No.	Classification (a)	Total Company for the Current Year/Quarter Ended (b)	Electric (c)		
1	Utility Plant				
2	In Service				
3	Plant in Service (Classified)	253,666,355	253,666,355		
4	Property Under Capital Leases				
5	Plant Purchased or Sold				
6	Completed Construction not Classified	478,791	478,791		
7	Experimental Plant Unclassified				
8	Total (3 thru 7)	254,145,146	254,145,146		
9	Leased to Others				
10	Held for Future Use				
11	Construction Work in Progress	4,821,387	4,821,387		
12	Acquisition Adjustments				
13	Total Utility Plant (8 thru 12)	258,966,533	258,966,533		
14	Accum Prov for Depr, Amort, & Depl	235,909,756	235,909,756		
15	Net Utility Plant (13 less 14)	23,056,777	23,056,777		
16	Detail of Accum Prov for Depr, Amort & Depl				
17	In Service:				
18	Depreciation	235,909,756	235,909,756		
19	Amort & Depl of Producing Nat Gas Land/Land Right				
20	Amort of Underground Storage Land/Land Rights				
21	Amort of Other Utility Plant				
22	Total In Service (18 thru 21)	235,909,756	235,909,756		
23	Leased to Others				
24	Depreciation				
25	Amortization and Depletion				
26	Total Leased to Others (24 & 25)				
27	Held for Future Use				
28	Depreciation				
29	Amortization				
30	Total Held for Future Use (28 & 29)				
31	Abandonment of Leases (Natural Gas)				
32	Amort of Plant Acquisition Adj				
33	Total Accum Prov (equals 14) (22,26,30,31,32)	235,909,756	235,909,756		

Name of Respondent New England Hydro-Trans. Elec. Co., Inc.		This Report Is: (1) <input checked="" type="checkbox"/> An Original (2) <input type="checkbox"/> A Resubmission		Date of Report (Mo, Da, Yr) 03/15/2019	Year/Period of Report End of 2018/Q4
SUMMARY OF UTILITY PLANT AND ACCUMULATED PROVISIONS FOR DEPRECIATION, AMORTIZATION AND DEPLETION					
Gas (d)	Other (Specify) (e)	Other (Specify) (f)	Other (Specify) (g)	Common (h)	Line No.
					1
					2
					3
					4
					5
					6
					7
					8
					9
					10
					11
					12
					13
					14
					15
					16
					17
					18
					19
					20
					21
					22
					23
					24
					25
					26
					27
					28
					29
					30
					31
					32
					33

Name of Respondent New England Hydro-Trans. Elec. Co., Inc.		This Report Is: (1) <input checked="" type="checkbox"/> An Original (2) <input type="checkbox"/> A Resubmission		Date of Report (Mo, Da, Yr) 03/15/2019	Year/Period of Report End of 2018/Q4
NUCLEAR FUEL MATERIALS (Account 120.1 through 120.6 and 157)					
<p>1. Report below the costs incurred for nuclear fuel materials in process of fabrication, on hand, in reactor, and in cooling; owned by the respondent.</p> <p>2. If the nuclear fuel stock is obtained under leasing arrangements, attach a statement showing the amount of nuclear fuel leased, the quantity used and quantity on hand, and the costs incurred under such leasing arrangements.</p>					
Line No.	Description of item (a)	Balance Beginning of Year (b)	Changes during Year Additions (c)		
1	Nuclear Fuel in process of Refinement, Conv, Enrichment & Fab (120.1)				
2	Fabrication				
3	Nuclear Materials				
4	Allowance for Funds Used during Construction				
5	(Other Overhead Construction Costs, provide details in footnote)				
6	SUBTOTAL (Total 2 thru 5)				
7	Nuclear Fuel Materials and Assemblies				
8	In Stock (120.2)				
9	In Reactor (120.3)				
10	SUBTOTAL (Total 8 & 9)				
11	Spent Nuclear Fuel (120.4)				
12	Nuclear Fuel Under Capital Leases (120.6)				
13	(Less) Accum Prov for Amortization of Nuclear Fuel Assem (120.5)				
14	TOTAL Nuclear Fuel Stock (Total 6, 10, 11, 12, less 13)				
15	Estimated net Salvage Value of Nuclear Materials in line 9				
16	Estimated net Salvage Value of Nuclear Materials in line 11				
17	Est Net Salvage Value of Nuclear Materials in Chemical Processing				
18	Nuclear Materials held for Sale (157)				
19	Uranium				
20	Plutonium				
21	Other (provide details in footnote):				
22	TOTAL Nuclear Materials held for Sale (Total 19, 20, and 21)				

Name of Respondent New England Hydro-Trans. Elec. Co., Inc.		This Report Is: (1) <input checked="" type="checkbox"/> An Original (2) <input type="checkbox"/> A Resubmission		Date of Report (Mo, Da, Yr) 03/15/2019	Year/Period of Report End of <u>2018/Q4</u>
NUCLEAR FUEL MATERIALS (Account 120.1 through 120.6 and 157)					
Changes during Year				Balance End of Year (f)	Line No.
Amortization (d)	Other Reductions (Explain in a footnote) (e)				
					1
					2
					3
					4
					5
					6
					7
					8
					9
					10
					11
					12
					13
					14
					15
					16
					17
					18
					19
					20
					21
					22

Name of Respondent New England Hydro-Trans. Elec. Co., Inc.	This Report Is: (1) <input checked="" type="checkbox"/> An Original (2) <input type="checkbox"/> A Resubmission	Date of Report (Mo, Da, Yr) 03/15/2019	Year/Period of Report End of 2018/Q4
--	---	--	---

ELECTRIC PLANT IN SERVICE (Account 101, 102, 103 and 106)

- Report below the original cost of electric plant in service according to the prescribed accounts.
- In addition to Account 101, Electric Plant in Service (Classified), this page and the next include Account 102, Electric Plant Purchased or Sold; Account 103, Experimental Electric Plant Unclassified; and Account 106, Completed Construction Not Classified-Electric.
- Include in column (c) or (d), as appropriate, corrections of additions and retirements for the current or preceding year.
- For revisions to the amount of initial asset retirement costs capitalized, included by primary plant account, increases in column (c) additions and reductions in column (e) adjustments.
- Enclose in parentheses credit adjustments of plant accounts to indicate the negative effect of such accounts.
- Classify Account 106 according to prescribed accounts, on an estimated basis if necessary, and include the entries in column (c). Also to be included in column (c) are entries for reversals of tentative distributions of prior year reported in column (b). Likewise, if the respondent has a significant amount of plant retirements which have not been classified to primary accounts at the end of the year, include in column (d) a tentative distribution of such retirements, on an estimated basis, with appropriate contra entry to the account for accumulated depreciation provision. Include also in column (d)

Line No.	Account (a)	Balance Beginning of Year (b)	Additions (c)
1	1. INTANGIBLE PLANT		
2	(301) Organization		
3	(302) Franchises and Consents		
4	(303) Miscellaneous Intangible Plant		
5	TOTAL Intangible Plant (Enter Total of lines 2, 3, and 4)		
6	2. PRODUCTION PLANT		
7	A. Steam Production Plant		
8	(310) Land and Land Rights		
9	(311) Structures and Improvements		
10	(312) Boiler Plant Equipment		
11	(313) Engines and Engine-Driven Generators		
12	(314) Turbogenerator Units		
13	(315) Accessory Electric Equipment		
14	(316) Misc. Power Plant Equipment		
15	(317) Asset Retirement Costs for Steam Production		
16	TOTAL Steam Production Plant (Enter Total of lines 8 thru 15)		
17	B. Nuclear Production Plant		
18	(320) Land and Land Rights		
19	(321) Structures and Improvements		
20	(322) Reactor Plant Equipment		
21	(323) Turbogenerator Units		
22	(324) Accessory Electric Equipment		
23	(325) Misc. Power Plant Equipment		
24	(326) Asset Retirement Costs for Nuclear Production		
25	TOTAL Nuclear Production Plant (Enter Total of lines 18 thru 24)		
26	C. Hydraulic Production Plant		
27	(330) Land and Land Rights		
28	(331) Structures and Improvements		
29	(332) Reservoirs, Dams, and Waterways		
30	(333) Water Wheels, Turbines, and Generators		
31	(334) Accessory Electric Equipment		
32	(335) Misc. Power PLant Equipment		
33	(336) Roads, Railroads, and Bridges		
34	(337) Asset Retirement Costs for Hydraulic Production		
35	TOTAL Hydraulic Production Plant (Enter Total of lines 27 thru 34)		
36	D. Other Production Plant		
37	(340) Land and Land Rights		
38	(341) Structures and Improvements		
39	(342) Fuel Holders, Products, and Accessories		
40	(343) Prime Movers		
41	(344) Generators		
42	(345) Accessory Electric Equipment		
43	(346) Misc. Power Plant Equipment		
44	(347) Asset Retirement Costs for Other Production		
45	TOTAL Other Prod. Plant (Enter Total of lines 37 thru 44)		
46	TOTAL Prod. Plant (Enter Total of lines 16, 25, 35, and 45)		

Name of Respondent New England Hydro-Trans. Elec. Co., Inc.		This Report Is: (1) <input checked="" type="checkbox"/> An Original (2) <input type="checkbox"/> A Resubmission		Date of Report (Mo, Da, Yr) 03/15/2019	Year/Period of Report End of 2018/Q4
ELECTRIC PLANT IN SERVICE (Account 101, 102, 103 and 106) (Continued)					
Line No.	Account (a)	Balance Beginning of Year (b)	Additions (c)		
47	3. TRANSMISSION PLANT				
48	(350) Land and Land Rights	2,903,013	-1		
49	(352) Structures and Improvements	47,933,912			
50	(353) Station Equipment	187,240,457	286,848		
51	(354) Towers and Fixtures				
52	(355) Poles and Fixtures	10,851,642			
53	(356) Overhead Conductors and Devices	3,054,409			
54	(357) Underground Conduit				
55	(358) Underground Conductors and Devices				
56	(359) Roads and Trails				
57	(359.1) Asset Retirement Costs for Transmission Plant				
58	TOTAL Transmission Plant (Enter Total of lines 48 thru 57)	251,983,433	286,847		
59	4. DISTRIBUTION PLANT				
60	(360) Land and Land Rights				
61	(361) Structures and Improvements				
62	(362) Station Equipment				
63	(363) Storage Battery Equipment				
64	(364) Poles, Towers, and Fixtures				
65	(365) Overhead Conductors and Devices				
66	(366) Underground Conduit				
67	(367) Underground Conductors and Devices				
68	(368) Line Transformers				
69	(369) Services				
70	(370) Meters				
71	(371) Installations on Customer Premises				
72	(372) Leased Property on Customer Premises				
73	(373) Street Lighting and Signal Systems				
74	(374) Asset Retirement Costs for Distribution Plant				
75	TOTAL Distribution Plant (Enter Total of lines 60 thru 74)				
76	5. REGIONAL TRANSMISSION AND MARKET OPERATION PLANT				
77	(380) Land and Land Rights				
78	(381) Structures and Improvements				
79	(382) Computer Hardware				
80	(383) Computer Software				
81	(384) Communication Equipment				
82	(385) Miscellaneous Regional Transmission and Market Operation Plant				
83	(386) Asset Retirement Costs for Regional Transmission and Market Oper				
84	TOTAL Transmission and Market Operation Plant (Total lines 77 thru 83)				
85	6. GENERAL PLANT				
86	(389) Land and Land Rights				
87	(390) Structures and Improvements				
88	(391) Office Furniture and Equipment				
89	(392) Transportation Equipment				
90	(393) Stores Equipment				
91	(394) Tools, Shop and Garage Equipment	1,759,170	204,297		
92	(395) Laboratory Equipment				
93	(396) Power Operated Equipment				
94	(397) Communication Equipment				
95	(398) Miscellaneous Equipment				
96	SUBTOTAL (Enter Total of lines 86 thru 95)	1,759,170	204,297		
97	(399) Other Tangible Property				
98	(399.1) Asset Retirement Costs for General Plant				
99	TOTAL General Plant (Enter Total of lines 96, 97 and 98)	1,759,170	204,297		
100	TOTAL (Accounts 101 and 106)	253,742,603	491,144		
101	(102) Electric Plant Purchased (See Instr. 8)				
102	(Less) (102) Electric Plant Sold (See Instr. 8)				
103	(103) Experimental Plant Unclassified				
104	TOTAL Electric Plant in Service (Enter Total of lines 100 thru 103)	253,742,603	491,144		

Name of Respondent New England Hydro-Trans. Elec. Co., Inc.	This Report Is: (1) <input checked="" type="checkbox"/> An Original (2) <input type="checkbox"/> A Resubmission	Date of Report (Mo, Da, Yr) 03/15/2019	Year/Period of Report End of 2018/Q4
--	---	--	---

ELECTRIC PLANT IN SERVICE (Account 101, 102, 103 and 106) (Continued)

distributions of these tentative classifications in columns (c) and (d), including the reversals of the prior years tentative account distributions of these amounts. Careful observance of the above instructions and the texts of Accounts 101 and 106 will avoid serious omissions of the reported amount of respondent's plant actually in service at end of year.

7. Show in column (f) reclassifications or transfers within utility plant accounts. Include also in column (f) the additions or reductions of primary account classifications arising from distribution of amounts initially recorded in Account 102, include in column (e) the amounts with respect to accumulated provision for depreciation, acquisition adjustments, etc., and show in column (f) only the offset to the debits or credits distributed in column (f) to primary account classifications.

8. For Account 399, state the nature and use of plant included in this account and if substantial in amount submit a supplementary statement showing subaccount classification of such plant conforming to the requirement of these pages.

9. For each amount comprising the reported balance and changes in Account 102, state the property purchased or sold, name of vendor or purchase, and date of transaction. If proposed journal entries have been filed with the Commission as required by the Uniform System of Accounts, give also date

Retirements (d)	Adjustments (e)	Transfers (f)	Balance at End of Year (g)		Line No.
					1
					2
					3
					4
					5
					6
					7
					8
					9
					10
					11
					12
					13
					14
					15
					16
					17
					18
					19
					20
					21
					22
					23
					24
					25
					26
					27
					28
					29
					30
					31
					32
					33
					34
					35
					36
					37
					38
					39
					40
					41
					42
					43
					44
					45
					46

Name of Respondent New England Hydro-Trans. Elec. Co., Inc.		This Report Is: (1) <input checked="" type="checkbox"/> An Original (2) <input type="checkbox"/> A Resubmission		Date of Report (Mo, Da, Yr) 03/15/2019		Year/Period of Report End of 2018/Q4	
ELECTRIC PLANT IN SERVICE (Account 101, 102, 103 and 106) (Continued)							
Retirements (d)	Adjustments (e)	Transfers (f)	Balance at End of Year (g)		Line No.		
					47		
			2,903,012		48		
			47,933,912		49		
2,133,426	2,133,426		187,527,305		50		
					51		
			10,851,642		52		
			3,054,409		53		
					54		
					55		
					56		
					57		
2,133,426	2,133,426		252,270,280		58		
					59		
					60		
					61		
					62		
					63		
					64		
					65		
					66		
					67		
					68		
					69		
					70		
					71		
					72		
					73		
					74		
					75		
					76		
					77		
					78		
					79		
					80		
					81		
					82		
					83		
					84		
					85		
					86		
					87		
					88		
					89		
					90		
88,601			1,874,866		91		
					92		
					93		
					94		
					95		
88,601			1,874,866		96		
					97		
					98		
88,601			1,874,866		99		
2,222,027	2,133,426		254,145,146		100		
					101		
					102		
					103		
2,222,027	2,133,426		254,145,146		104		

Name of Respondent New England Hydro-Trans. Elec. Co., Inc.	This Report Is: (1) <input checked="" type="checkbox"/> An Original (2) <input type="checkbox"/> A Resubmission	Date of Report (Mo, Da, Yr) 03/15/2019	Year/Period of Report End of <u>2018/Q4</u>
--	---	--	--

ELECTRIC PLANT LEASED TO OTHERS (Account 104)

Line No.	Name of Lessee (Designate associated companies with a double asterisk) (a)	Description of Property Leased (b)	Commission Authorization (c)	Expiration Date of Lease (d)	Balance at End of Year (e)
1					
2					
3					
4					
5					
6					
7					
8					
9					
10					
11					
12					
13					
14					
15					
16					
17					
18					
19					
20					
21					
22					
23					
24					
25					
26					
27					
28					
29					
30					
31					
32					
33					
34					
35					
36					
37					
38					
39					
40					
41					
42					
43					
44					
45					
46					
47	TOTAL				

Name of Respondent New England Hydro-Trans. Elec. Co., Inc.		This Report Is: (1) <input checked="" type="checkbox"/> An Original (2) <input type="checkbox"/> A Resubmission		Date of Report (Mo, Da, Yr) 03/15/2019	Year/Period of Report End of 2018/Q4
ELECTRIC PLANT HELD FOR FUTURE USE (Account 105)					
1. Report separately each property held for future use at end of the year having an original cost of \$250,000 or more. Group other items of property held for future use.					
2. For property having an original cost of \$250,000 or more previously used in utility operations, now held for future use, give in column (a), in addition to other required information, the date that utility use of such property was discontinued, and the date the original cost was transferred to Account 105.					
Line No.	Description and Location Of Property (a)	Date Originally Included in This Account (b)	Date Expected to be used in Utility Service (c)	Balance at End of Year (d)	
1	Land and Rights:				
2					
3					
4					
5					
6					
7					
8					
9					
10					
11					
12					
13					
14					
15					
16					
17					
18					
19					
20					
21	Other Property:				
22					
23					
24					
25					
26					
27					
28					
29					
30					
31					
32					
33					
34					
35					
36					
37					
38					
39					
40					
41					
42					
43					
44					
45					
46					
47	Total			0	

Name of Respondent New England Hydro-Trans. Elec. Co., Inc.		This Report Is: (1) <input checked="" type="checkbox"/> An Original (2) <input type="checkbox"/> A Resubmission		Date of Report (Mo, Da, Yr) 03/15/2019	Year/Period of Report End of 2018/Q4
CONSTRUCTION WORK IN PROGRESS - - ELECTRIC (Account 107)					
1. Report below descriptions and balances at end of year of projects in process of construction (107)					
2. Show items relating to "research, development, and demonstration" projects last, under a caption Research, Development, and Demonstrating (see Account 107 of the Uniform System of Accounts)					
3. Minor projects (5% of the Balance End of the Year for Account 107 or \$1,000,000, whichever is less) may be grouped.					
Line No.	Description of Project (a)				Construction work in progress - Electric (Account 107) (b)
1					
2	Sandy Pond450kV DC Wall Bushng Repl				2,532,030
3	Sandy Pond 450kV Spare Bushing				610,221
4	Sandy Pond HVDC - Enhancements				499,345
5					
6					
7	Miscellaneous minor projects (<5% of ending balance)				1,179,791
8					
9					
10					
11					
12					
13					
14					
15					
16					
17					
18					
19					
20					
21					
22					
23					
24					
25					
26					
27					
28					
29					
30					
31					
32					
33					
34					
35					
36					
37					
38					
39					
40					
41					
42					
43	TOTAL				4,821,387

Name of Respondent New England Hydro-Trans. Elec. Co., Inc.		This Report Is: (1) <input checked="" type="checkbox"/> An Original (2) <input type="checkbox"/> A Resubmission		Date of Report (Mo, Da, Yr) 03/15/2019	Year/Period of Report End of 2018/Q4
ACCUMULATED PROVISION FOR DEPRECIATION OF ELECTRIC UTILITY PLANT (Account 108)					
<p>1. Explain in a footnote any important adjustments during year.</p> <p>2. Explain in a footnote any difference between the amount for book cost of plant retired, Line 11, column (c), and that reported for electric plant in service, pages 204-207, column 9d), excluding retirements of non-depreciable property.</p> <p>3. The provisions of Account 108 in the Uniform System of accounts require that retirements of depreciable plant be recorded when such plant is removed from service. If the respondent has a significant amount of plant retired at year end which has not been recorded and/or classified to the various reserve functional classifications, make preliminary closing entries to tentatively functionalize the book cost of the plant retired. In addition, include all costs included in retirement work in progress at year end in the appropriate functional classifications.</p> <p>4. Show separately interest credits under a sinking fund or similar method of depreciation accounting.</p>					
Section A. Balances and Changes During Year					
Line No.	Item (a)	Total (c+d+e) (b)	Electric Plant in Service (c)	Electric Plant Held for Future Use (d)	Electric Plant Leased to Others (e)
1	Balance Beginning of Year	226,000,714	226,000,714		
2	Depreciation Provisions for Year, Charged to				
3	(403) Depreciation Expense	9,898,578	9,898,578		
4	(403.1) Depreciation Expense for Asset Retirement Costs				
5	(413) Exp. of Elec. Plt. Leas. to Others				
6	Transportation Expenses-Clearing				
7	Other Clearing Accounts				
8	Other Accounts (Specify, details in footnote):				
9					
10	TOTAL Deprec. Prov for Year (Enter Total of lines 3 thru 9)	9,898,578	9,898,578		
11	Net Charges for Plant Retired:				
12	Book Cost of Plant Retired	2,222,028	2,222,028		
13	Cost of Removal	-146,265	-146,265		
14	Salvage (Credit)	-15,025	-15,025		
15	TOTAL Net Chrgs. for Plant Ret. (Enter Total of lines 12 thru 14)	2,090,788	2,090,788		
16	Other Debit or Cr. Items (Describe, details in footnote):	2,101,252	2,101,252		
17					
18	Book Cost or Asset Retirement Costs Retired				
19	Balance End of Year (Enter Totals of lines 1, 10, 15, 16, and 18)	235,909,756	235,909,756		
Section B. Balances at End of Year According to Functional Classification					
20	Steam Production				
21	Nuclear Production				
22	Hydraulic Production-Conventional				
23	Hydraulic Production-Pumped Storage				
24	Other Production				
25	Transmission	234,208,490	234,208,490		
26	Distribution				
27	Regional Transmission and Market Operation				
28	General	1,701,266	1,701,266		
29	TOTAL (Enter Total of lines 20 thru 28)	235,909,756	235,909,756		

Name of Respondent	This Report is: (1) <input checked="" type="checkbox"/> An Original (2) <input type="checkbox"/> A Resubmission	Date of Report (Mo, Da, Yr) 03/15/2019	Year/Period of Report 2018/Q4
New England Hydro-Trans. Elec. Co., Inc.			
FOOTNOTE DATA			

Schedule Page: 219 Line No.: 16 Column: c

As at 12/31/2017, a PSA was done for assets that that should have been retired in 2017, but were retired in PP in Jan 2018. These assets totaled \$2.133M. The ending December 2017 balance was diferent between PP and Sap by the topside entry.

Name of Respondent New England Hydro-Trans. Elec. Co., Inc.	This Report Is: (1) <input checked="" type="checkbox"/> An Original (2) <input type="checkbox"/> A Resubmission	Date of Report (Mo, Da, Yr) 03/15/2019	Year/Period of Report End of 2018/Q4
--	---	--	---

INVESTMENTS IN SUBSIDIARY COMPANIES (Account 123.1)

1. Report below investments in Accounts 123.1, investments in Subsidiary Companies.

2. Provide a subheading for each company and List there under the information called for below. Sub - TOTAL by company and give a TOTAL in columns (e),(f),(g) and (h)

(a) Investment in Securities - List and describe each security owned. For bonds give also principal amount, date of issue, maturity and interest rate.

(b) Investment Advances - Report separately the amounts of loans or investment advances which are subject to repayment, but which are not subject to current settlement. With respect to each advance show whether the advance is a note or open account. List each note giving date of issuance, maturity date, and specifying whether note is a renewal.

3. Report separately the equity in undistributed subsidiary earnings since acquisition. The TOTAL in column (e) should equal the amount entered for Account 418.1.

Line No.	Description of Investment (a)	Date Acquired (b)	Date Of Maturity (c)	Amount of Investment at Beginning of Year (d)
1	New England Hydro Finance Co., Inc.	1/16/89		5,000
2				
3				
4				
5				
6				
7				
8				
9				
10				
11				
12				
13				
14				
15				
16				
17				
18				
19				
20				
21				
22				
23				
24				
25				
26				
27				
28				
29				
30				
31				
32				
33				
34				
35				
36				
37				
38				
39				
40				
41				
42	Total Cost of Account 123.1 \$	0	TOTAL	5,000

Name of Respondent New England Hydro-Trans. Elec. Co., Inc.	This Report Is: (1) <input checked="" type="checkbox"/> An Original (2) <input type="checkbox"/> A Resubmission	Date of Report (Mo, Da, Yr) 03/15/2019	Year/Period of Report End of 2018/Q4
--	---	--	---

INVESTMENTS IN SUBSIDIARY COMPANIES (Account 123.1) (Continued)

4. For any securities, notes, or accounts that were pledged designate such securities, notes, or accounts in a footnote, and state the name of pledgee and purpose of the pledge.
5. If Commission approval was required for any advance made or security acquired, designate such fact in a footnote and give name of Commission, date of authorization, and case or docket number.
6. Report column (f) interest and dividend revenues from investments, including such revenues from securities disposed of during the year.
7. In column (h) report for each investment disposed of during the year, the gain or loss represented by the difference between cost of the investment (or the other amount at which carried in the books of account if difference from cost) and the selling price thereof, not including interest adjustment includible in column (f).
8. Report on Line 42, column (a) the TOTAL cost of Account 123.1

Equity in Subsidiary Earnings of Year (e)	Revenues for Year (f)	Amount of Investment at End of Year (g)	Gain or Loss from Investment Disposed of (h)	Line No.
		5,000		1
				2
				3
				4
				5
				6
				7
				8
				9
				10
				11
				12
				13
				14
				15
				16
				17
				18
				19
				20
				21
				22
				23
				24
				25
				26
				27
				28
				29
				30
				31
				32
				33
				34
				35
				36
				37
				38
				39
				40
				41
		5,000		42

Name of Respondent New England Hydro-Trans. Elec. Co., Inc.		This Report Is: (1) <input checked="" type="checkbox"/> An Original (2) <input type="checkbox"/> A Resubmission		Date of Report (Mo, Da, Yr) 03/15/2019	Year/Period of Report End of <u>2018/Q4</u>
MATERIALS AND SUPPLIES					
<p>1. For Account 154, report the amount of plant materials and operating supplies under the primary functional classifications as indicated in column (a); estimates of amounts by function are acceptable. In column (d), designate the department or departments which use the class of material.</p> <p>2. Give an explanation of important inventory adjustments during the year (in a footnote) showing general classes of material and supplies and the various accounts (operating expenses, clearing accounts, plant, etc.) affected debited or credited. Show separately debit or credits to stores expense clearing, if applicable.</p>					
Line No.	Account (a)	Balance Beginning of Year (b)	Balance End of Year (c)	Department or Departments which Use Material (d)	
1	Fuel Stock (Account 151)				
2	Fuel Stock Expenses Undistributed (Account 152)				
3	Residuals and Extracted Products (Account 153)				
4	Plant Materials and Operating Supplies (Account 154)				
5	Assigned to - Construction (Estimated)				
6	Assigned to - Operations and Maintenance				
7	Production Plant (Estimated)				
8	Transmission Plant (Estimated)	3,426,744	2,946,054		
9	Distribution Plant (Estimated)				
10	Regional Transmission and Market Operation Plant (Estimated)				
11	Assigned to - Other (provide details in footnote)				
12	TOTAL Account 154 (Enter Total of lines 5 thru 11)	3,426,744	2,946,054		
13	Merchandise (Account 155)				
14	Other Materials and Supplies (Account 156)				
15	Nuclear Materials Held for Sale (Account 157) (Not applic to Gas Util)				
16	Stores Expense Undistributed (Account 163)				
17					
18					
19					
20	TOTAL Materials and Supplies (Per Balance Sheet)	3,426,744	2,946,054		

Name of Respondent New England Hydro-Trans. Elec. Co., Inc.	This Report Is: (1) <input checked="" type="checkbox"/> An Original (2) <input type="checkbox"/> A Resubmission	Date of Report (Mo, Da, Yr) 03/15/2019	Year/Period of Report End of 2018/Q4
--	---	--	---

Allowances (Accounts 158.1 and 158.2)

- Report below the particulars (details) called for concerning allowances.
- Report all acquisitions of allowances at cost.
- Report allowances in accordance with a weighted average cost allocation method and other accounting as prescribed by General Instruction No. 21 in the Uniform System of Accounts.
- Report the allowances transactions by the period they are first eligible for use: the current year's allowances in columns (b)-(c), allowances for the three succeeding years in columns (d)-(i), starting with the following year, and allowances for the remaining succeeding years in columns (j)-(k).
- Report on line 4 the Environmental Protection Agency (EPA) issued allowances. Report withheld portions Lines 36-40.

Line No.	SO2 Allowances Inventory (Account 158.1) (a)	Current Year		2019	
		No. (b)	Amt. (c)	No. (d)	Amt. (e)
1	Balance-Beginning of Year				
2					
3	Acquired During Year:				
4	Issued (Less Withheld Allow)				
5	Returned by EPA				
6					
7					
8	Purchases/Transfers:				
9					
10					
11					
12					
13					
14					
15	Total				
16					
17	Relinquished During Year:				
18	Charges to Account 509				
19	Other:				
20					
21	Cost of Sales/Transfers:				
22					
23					
24					
25					
26					
27					
28	Total				
29	Balance-End of Year				
30					
31	Sales:				
32	Net Sales Proceeds(Assoc. Co.)				
33	Net Sales Proceeds (Other)				
34	Gains				
35	Losses				
	Allowances Withheld (Acct 158.2)				
36	Balance-Beginning of Year				
37	Add: Withheld by EPA				
38	Deduct: Returned by EPA				
39	Cost of Sales				
40	Balance-End of Year				
41					
42	Sales:				
43	Net Sales Proceeds (Assoc. Co.)				
44	Net Sales Proceeds (Other)				
45	Gains				
46	Losses				

Allowances (Accounts 158.1 and 158.2) (Continued)

6. Report on Lines 5 allowances returned by the EPA. Report on Line 39 the EPA's sales of the withheld allowances. Report on Lines 43-46 the net sales proceeds and gains/losses resulting from the EPA's sale or auction of the withheld allowances.

7. Report on Lines 8-14 the names of vendors/transfersors of allowances acquire and identify associated companies (See "associated company" under "Definitions" in the Uniform System of Accounts).

8. Report on Lines 22 - 27 the name of purchasers/ transferees of allowances disposed of an identify associated companies.

9. Report the net costs and benefits of hedging transactions on a separate line under purchases/transfers and sales/transfers.

10. Report on Lines 32-35 and 43-46 the net sales proceeds and gains or losses from allowance sales.

2020		2021		Future Years		Totals		Line
No. (f)	Amt. (g)	No. (h)	Amt. (i)	No. (j)	Amt. (k)	No. (l)	Amt. (m)	No.
								1
								2
								3
								4
								5
								6
								7
								8
								9
								10
								11
								12
								13
								14
								15
								16
								17
								18
								19
								20
								21
								22
								23
								24
								25
								26
								27
								28
								29
								30
								31
								32
								33
								34
								35
								36
								37
								38
								39
								40
								41
								42
								43
								44
								45
								46

Name of Respondent New England Hydro-Trans. Elec. Co., Inc.	This Report Is: (1) <input checked="" type="checkbox"/> An Original (2) <input type="checkbox"/> A Resubmission	Date of Report (Mo, Da, Yr) 03/15/2019	Year/Period of Report End of 2018/Q4
--	---	--	---

Allowances (Accounts 158.1 and 158.2)

- Report below the particulars (details) called for concerning allowances.
- Report all acquisitions of allowances at cost.
- Report allowances in accordance with a weighted average cost allocation method and other accounting as prescribed by General Instruction No. 21 in the Uniform System of Accounts.
- Report the allowances transactions by the period they are first eligible for use: the current year's allowances in columns (b)-(c), allowances for the three succeeding years in columns (d)-(i), starting with the following year, and allowances for the remaining succeeding years in columns (j)-(k).
- Report on line 4 the Environmental Protection Agency (EPA) issued allowances. Report withheld portions Lines 36-40.

Line No.	NOx Allowances Inventory (Account 158.1) (a)	Current Year		2019	
		No. (b)	Amt. (c)	No. (d)	Amt. (e)
1	Balance-Beginning of Year				
2					
3	Acquired During Year:				
4	Issued (Less Withheld Allow)				
5	Returned by EPA				
6					
7					
8	Purchases/Transfers:				
9					
10					
11					
12					
13					
14					
15	Total				
16					
17	Relinquished During Year:				
18	Charges to Account 509				
19	Other:				
20					
21	Cost of Sales/Transfers:				
22					
23					
24					
25					
26					
27					
28	Total				
29	Balance-End of Year				
30					
31	Sales:				
32	Net Sales Proceeds(Assoc. Co.)				
33	Net Sales Proceeds (Other)				
34	Gains				
35	Losses				
	Allowances Withheld (Acct 158.2)				
36	Balance-Beginning of Year				
37	Add: Withheld by EPA				
38	Deduct: Returned by EPA				
39	Cost of Sales				
40	Balance-End of Year				
41					
42	Sales:				
43	Net Sales Proceeds (Assoc. Co.)				
44	Net Sales Proceeds (Other)				
45	Gains				
46	Losses				

Name of Respondent New England Hydro-Trans. Elec. Co., Inc.	This Report Is: (1) <input checked="" type="checkbox"/> An Original (2) <input type="checkbox"/> A Resubmission	Date of Report (Mo, Da, Yr) 03/15/2019	Year/Period of Report End of 2018/Q4
--	---	--	---

Allowances (Accounts 158.1 and 158.2) (Continued)

6. Report on Lines 5 allowances returned by the EPA. Report on Line 39 the EPA's sales of the withheld allowances. Report on Lines 43-46 the net sales proceeds and gains/losses resulting from the EPA's sale or auction of the withheld allowances.

7. Report on Lines 8-14 the names of vendors/transferrors of allowances acquire and identify associated companies (See "associated company" under "Definitions" in the Uniform System of Accounts).

8. Report on Lines 22 - 27 the name of purchasers/ transferees of allowances disposed of an identify associated companies.

9. Report the net costs and benefits of hedging transactions on a separate line under purchases/transfers and sales/transfers.

10. Report on Lines 32-35 and 43-46 the net sales proceeds and gains or losses from allowance sales.

2020		2021		Future Years		Totals		Line
No. (f)	Amt. (g)	No. (h)	Amt. (i)	No. (j)	Amt. (k)	No. (l)	Amt. (m)	No.
								1
								2
								3
								4
								5
								6
								7
								8
								9
								10
								11
								12
								13
								14
								15
								16
								17
								18
								19
								20
								21
								22
								23
								24
								25
								26
								27
								28
								29
								30
								31
								32
								33
								34
								35
								36
								37
								38
								39
								40
								41
								42
								43
								44
								45
								46

Name of Respondent New England Hydro-Trans. Elec. Co., Inc.		This Report Is: (1) <input checked="" type="checkbox"/> An Original (2) <input type="checkbox"/> A Resubmission		Date of Report (Mo, Da, Yr) 03/15/2019		Year/Period of Report End of <u>2018/Q4</u>	
EXTRAORDINARY PROPERTY LOSSES (Account 182.1)							
Line No.	Description of Extraordinary Loss [Include in the description the date of Commission Authorization to use Acc 182.1 and period of amortization (mo, yr to mo, yr).] (a)	Total Amount of Loss (b)	Losses Recognised During Year (c)	WRITTEN OFF DURING YEAR		Balance at End of Year (f)	
				Account Charged (d)	Amount (e)		
1							
2							
3							
4							
5							
6							
7							
8							
9							
10							
11							
12							
13							
14							
15							
16							
17							
18							
19							
20	TOTAL						

Name of Respondent New England Hydro-Trans. Elec. Co., Inc.		This Report Is: (1) <input checked="" type="checkbox"/> An Original (2) <input type="checkbox"/> A Resubmission		Date of Report (Mo, Da, Yr) 03/15/2019		Year/Period of Report End of 2018/Q4	
UNRECOVERED PLANT AND REGULATORY STUDY COSTS (182.2)							
Line No.	Description of Unrecovered Plant and Regulatory Study Costs [Include in the description of costs, the date of Commission Authorization to use Acc 182.2 and period of amortization (mo, yr to mo, yr)] (a)	Total Amount of Charges (b)	Costs Recognised During Year (c)	WRITTEN OFF DURING YEAR		Balance at End of Year (f)	
				Account Charged (d)	Amount (e)		
21							
22							
23							
24							
25							
26							
27							
28							
29							
30							
31							
32							
33							
34							
35							
36							
37							
38							
39							
40							
41							
42							
43							
44							
45							
46							
47							
48							
49	TOTAL						

Name of Respondent New England Hydro-Trans. Elec. Co., Inc.	This Report Is: (1) <input checked="" type="checkbox"/> An Original (2) <input type="checkbox"/> A Resubmission	Date of Report (Mo, Da, Yr) 03/15/2019	Year/Period of Report End of 2018/Q4
--	---	--	---

Transmission Service and Generation Interconnection Study Costs

1. Report the particulars (details) called for concerning the costs incurred and the reimbursements received for performing transmission service and generator interconnection studies.
2. List each study separately.
3. In column (a) provide the name of the study.
4. In column (b) report the cost incurred to perform the study at the end of period.
5. In column (c) report the account charged with the cost of the study.
6. In column (d) report the amounts received for reimbursement of the study costs at end of period.
7. In column (e) report the account credited with the reimbursement received for performing the study.

Line No.	Description (a)	Costs Incurred During Period (b)	Account Charged (c)	Reimbursements Received During the Period (d)	Account Credited With Reimbursement (e)
1	Transmission Studies				
2					
3					
4					
5					
6					
7					
8					
9					
10					
11					
12					
13					
14					
15					
16					
17					
18					
19					
20					
21	Generation Studies				
22					
23					
24					
25					
26					
27					
28					
29					
30					
31					
32					
33					
34					
35					
36					
37					
38					
39					
40					

Name of Respondent New England Hydro-Trans. Elec. Co., Inc.	This Report Is: (1) <input checked="" type="checkbox"/> An Original (2) <input type="checkbox"/> A Resubmission	Date of Report (Mo, Da, Yr) 03/15/2019	Year/Period of Report End of 2018/Q4
--	---	--	---

OTHER REGULATORY ASSETS (Account 182.3)

1. Report below the particulars (details) called for concerning other regulatory assets, including rate order docket number, if applicable.
2. Minor items (5% of the Balance in Account 182.3 at end of period, or amounts less than \$100,000 which ever is less), may be grouped by classes.
3. For Regulatory Assets being amortized, show period of amortization.

Line No.	Description and Purpose of Other Regulatory Assets (a)	Balance at Beginning of Current Quarter/Year (b)	Debits (c)	CREDITS		Balance at end of Current Quarter/Year (f)
				Written off During the Quarter/Year Account Charged (d)	Written off During the Period Amount (e)	
1	Deferred Income Taxes	138,118	795,876	282/283	933,994	
2	Over/Under Billing - Support Charges	2,766,326	227,865	449.1	2,994,191	
3						
4						
5						
6						
7						
8						
9						
10						
11						
12						
13						
14						
15						
16						
17						
18						
19						
20						
21						
22						
23						
24						
25						
26						
27						
28						
29						
30						
31						
32						
33						
34						
35						
36						
37						
38						
39						
40						
41						
42						
43						
44	TOTAL	2,904,444	1,023,741		3,928,185	

Name of Respondent	This Report is: (1) <input checked="" type="checkbox"/> An Original (2) <input type="checkbox"/> A Resubmission	Date of Report (Mo, Da, Yr) 03/15/2019	Year/Period of Report 2018/Q4
New England Hydro-Trans. Elec. Co., Inc.			
FOOTNOTE DATA			

Schedule Page: 232 Line No.: 1 Column: a

The amortization period is from 2015 thru 2019

MISCELLANEOUS DEFERRED DEBITS (Account 186)

- Report below the particulars (details) called for concerning miscellaneous deferred debits.
- For any deferred debit being amortized, show period of amortization in column (a)
- Minor item (1% of the Balance at End of Year for Account 186 or amounts less than \$100,000, whichever is less) may be grouped by classes.

Line No.	Description of Miscellaneous Deferred Debits (a)	Balance at Beginning of Year (b)	Debits (c)	CREDITS		Balance at End of Year (f)
				Account Charged (d)	Amount (e)	
1						
2						
3						
4						
5						
6						
7						
8						
9						
10						
11						
12						
13						
14						
15						
16						
17						
18						
19						
20						
21						
22						
23						
24						
25						
26						
27						
28						
29						
30						
31						
32						
33						
34						
35						
36						
37						
38						
39						
40						
41						
42						
43						
44						
45						
46						
47	Misc. Work in Progress					
48	Deferred Regulatory Comm. Expenses (See pages 350 - 351)					
49	TOTAL					

ACCUMULATED DEFERRED INCOME TAXES (Account 190)

1. Report the information called for below concerning the respondent's accounting for deferred income taxes.

2. At Other (Specify), include deferrals relating to other income and deductions.

Line No.	Description and Location (a)	Balance of Beginning of Year (b)	Balance at End of Year (c)
1	Electric		
2	Regulatory Liabilities	350,751	1,419,581
3	Other Items	7,006	8,903
4			
5			
6			
7	Other		
8	TOTAL Electric (Enter Total of lines 2 thru 7)	357,757	1,428,484
9	Gas		
10			
11			
12			
13			
14			
15	Other		
16	TOTAL Gas (Enter Total of lines 10 thru 15)		
17	Other (Specify)		
18	TOTAL (Acct 190) (Total of lines 8, 16 and 17)	357,757	1,428,484

Notes

Name of Respondent New England Hydro-Trans. Elec. Co., Inc.	This Report Is: (1) <input checked="" type="checkbox"/> An Original (2) <input type="checkbox"/> A Resubmission	Date of Report (Mo, Da, Yr) 03/15/2019	Year/Period of Report End of 2018/Q4
--	---	--	---

CAPITAL STOCKS (Account 201 and 204)

1. Report below the particulars (details) called for concerning common and preferred stock at end of year, distinguishing separate series of any general class. Show separate totals for common and preferred stock. If information to meet the stock exchange reporting requirement outlined in column (a) is available from the SEC 10-K Report Form filing, a specific reference to report form (i.e., year and company title) may be reported in column (a) provided the fiscal years for both the 10-K report and this report are compatible.

2. Entries in column (b) should represent the number of shares authorized by the articles of incorporation as amended to end of year.

Line No.	Class and Series of Stock and Name of Stock Series (a)	Number of shares Authorized by Charter (b)	Par or Stated Value per share (c)	Call Price at End of Year (d)
1	Account 201			
2				
3				
4	Common Stock - Class A	13,705,000	1.00	
5	Common Stock - Class B	295,000	1.00	
6				
7	Total Common Stock	14,000,000		
8				
9				
10				
11				
12				
13				
14				
15				
16				
17				
18				
19				
20				
21				
22				
23				
24				
25				
26				
27				
28				
29				
30				
31				
32				
33				
34				
35				
36				
37				
38				
39				
40				
41				
42				

Name of Respondent New England Hydro-Trans. Elec. Co., Inc.	This Report Is: (1) <input checked="" type="checkbox"/> An Original (2) <input type="checkbox"/> A Resubmission	Date of Report (Mo, Da, Yr) 03/15/2019	Year/Period of Report End of 2018/Q4
--	---	--	---

CAPITAL STOCKS (Account 201 and 204) (Continued)

3. Give particulars (details) concerning shares of any class and series of stock authorized to be issued by a regulatory commission which have not yet been issued.

4. The identification of each class of preferred stock should show the dividend rate and whether the dividends are cumulative or non-cumulative.

5. State in a footnote if any capital stock which has been nominally issued is nominally outstanding at end of year.

Give particulars (details) in column (a) of any nominally issued capital stock, reacquired stock, or stock in sinking and other funds which is pledged, stating name of pledgee and purposes of pledge.

OUTSTANDING PER BALANCE SHEET (Total amount outstanding without reduction for amounts held by respondent)		HELD BY RESPONDENT				Line No.
		AS REACQUIRED STOCK (Account 217)		IN SINKING AND OTHER FUNDS		
Shares (e)	Amount (f)	Shares (g)	Cost (h)	Shares (i)	Amount (j)	
						1
						2
						3
443,884	443,884					4
31,116	31,116					5
						6
475,000	475,000					7
						8
						9
						10
						11
						12
						13
						14
						15
						16
						17
						18
						19
						20
						21
						22
						23
						24
						25
						26
						27
						28
						29
						30
						31
						32
						33
						34
						35
						36
						37
						38
						39
						40
						41
						42

Name of Respondent New England Hydro-Trans. Elec. Co., Inc.		This Report Is: (1) <input checked="" type="checkbox"/> An Original (2) <input type="checkbox"/> A Resubmission		Date of Report (Mo, Da, Yr) 03/15/2019	Year/Period of Report End of 2018/Q4
OTHER PAID-IN CAPITAL (Accounts 208-211, inc.)					
Report below the balance at the end of the year and the information specified below for the respective other paid-in capital accounts. Provide a subheading for each account and show a total for the account, as well as total of all accounts for reconciliation with balance sheet, Page 112. Add more columns for any account if deemed necessary. Explain changes made in any account during the year and give the accounting entries effecting such change.					
(a) Donations Received from Stockholders (Account 208)-State amount and give brief explanation of the origin and purpose of each donation.					
(b) Reduction in Par or Stated value of Capital Stock (Account 209): State amount and give brief explanation of the capital change which gave rise to amounts reported under this caption including identification with the class and series of stock to which related.					
(c) Gain on Resale or Cancellation of Reacquired Capital Stock (Account 210): Report balance at beginning of year, credits, debits, and balance at end of year with a designation of the nature of each credit and debit identified by the class and series of stock to which related.					
(d) Miscellaneous Paid-in Capital (Account 211)-Classify amounts included in this account according to captions which, together with brief explanations, disclose the general nature of the transactions which gave rise to the reported amounts.					
Line No.	Item (a)				Amount (b)
1					
2	Account 208 - Donations Received From Stockholders				
3	-----				
4					
5	Capital Contribution made by the participants below pursuant to the				
6	Equity Funding Agreement for New England Hydro-				
7	Transmission Electric Company, Inc.				
8					
9	Authorized by SEC order dated October 25, 1988, File No. 70-7432				16,384,552
10					
11	Repurchase of Common Shares in 1997				-1,228,782
12	Repurchase of Common Shares in 1998				-1,228,426
13	Repurchase of Common Shares in 1999				-1,126,491
14	Repurchase of Common Shares in 2000				-1,954,842
15					
16	Purchase Accounting Adjustment-Acquisition				-6,455,979
17	by National Grid PLC in 2000				
18					
19	Repurchase of Common Shares in 2001				-2,172,519
20	Repurchase of Common Shares in 2002				-2,823,421
21	Repurchase of Common Shares in 2003				-2,345,814
22	Repurchase of Common Shares in 2004				-2,389,080
23	Repurchase of Common Shares in 2005				-955,854
24	Repurchase of Common Shares in 2006				-1,216,295
25	Repurchase of Common Shares in 2007				-693,902
26	Repurchase of Common Shares in 2008				-609,403
27	Repurchase of Common Shares in 2009				-1,129,403
28	Repurchase of Common Shares in 2010				-1,650,201
29	Repurchase of Common Shares in 2011				-1,389,955
30	Repurchase of Common Shares in 2012				-2,171,935
31	Repurchase of Common Shares in 2013				-1,520,230
32					
33	Capital Contribution from Equity Sponsors				11,573,975
34					
35	Account 211 - Miscellaneous Paid-in Capital				
36	-----				
37	Balance at Beginning of Year				20,804,315
38	Purchase Accounting Adjustment - Acquisition				
39	by National Grid Group PLC in 2000				
40	TOTAL				29,126,335

Name of Respondent New England Hydro-Trans. Elec. Co., Inc.		This Report Is: (1) <input checked="" type="checkbox"/> An Original (2) <input type="checkbox"/> A Resubmission		Date of Report (Mo, Da, Yr) 03/15/2019	Year/Period of Report End of 2018/Q4
OTHER PAID-IN CAPITAL (Accounts 208-211, inc.)					
<p>Report below the balance at the end of the year and the information specified below for the respective other paid-in capital accounts. Provide a subheading for each account and show a total for the account, as well as total of all accounts for reconciliation with balance sheet, Page 112. Add more columns for any account if deemed necessary. Explain changes made in any account during the year and give the accounting entries effecting such change.</p> <p>(a) Donations Received from Stockholders (Account 208)-State amount and give brief explanation of the origin and purpose of each donation.</p> <p>(b) Reduction in Par or Stated value of Capital Stock (Account 209): State amount and give brief explanation of the capital change which gave rise to amounts reported under this caption including identification with the class and series of stock to which related.</p> <p>(c) Gain on Resale or Cancellation of Reacquired Capital Stock (Account 210): Report balance at beginning of year, credits, debits, and balance at end of year with a designation of the nature of each credit and debit identified by the class and series of stock to which related.</p> <p>(d) Miscellaneous Paid-in Capital (Account 211)-Classify amounts included in this account according to captions which, together with brief explanations, disclose the general nature of the transactions which gave rise to the reported amounts.</p>					
Line No.	Item (a)	Amount (b)			
1	Capital Contribution from Equity Sponsors	13,426,025			
2					
3					
4					
5					
6					
7					
8					
9					
10					
11					
12					
13					
14					
15					
16					
17					
18					
19					
20					
21					
22					
23					
24					
25					
26					
27					
28					
29					
30					
31					
32					
33					
34					
35					
36					
37					
38					
39					
40	TOTAL	29,126,335			

Name of Respondent	This Report is: (1) <input checked="" type="checkbox"/> An Original (2) <input type="checkbox"/> A Resubmission	Date of Report (Mo, Da, Yr) 03/15/2019	Year/Period of Report 2018/Q4
New England Hydro-Trans. Elec. Co., Inc.			
FOOTNOTE DATA			

Schedule Page: 253 Line No.: 9 Column: b

EQUITY SPONSORS	EQUITY SHARE
NATIONAL GRID USA	50.4338%
EVERSOURCE ENERGY	22.6581%
NSTAR ELECTRIC COMPANY	14.4671%
GREEN MOUNTAIN POWER COMPANY	3.1800%
VERMONT ELECTRIC POWER COMPANY, INC	1.1588%
NEW ENGLAND POWER COMPANY	3.2703%
CONNECTICUT MUNICIPAL ELECTRIC COOPERATIVE	0.8397%
MASSACHUSETTS MUNICIPAL WHOLESALE ELECTRIC	0.5908%
READING LIGHT DEPARTMENT	0.4697%
TAUNTON MUNICIPAL LIGHTING PLANT	0.3582%
CHICOPEE MUNICIPAL LIGHTING PLANT	0.3176%
BRAINTREE ELECTRIC LIGHT DEPARTMENT	0.2995%
PEABODY MUNICIPAL LIGHT PLANT	0.2746%
HOLYOKE LIGHT DEPARTMENT	0.2653%
WESTFIELD GAS & ELECTRIC	0.2554%
DANVERS LIGHT DEPARTMENT	0.2418%
SHREWSBURY LIGHT DEPARTMENT	0.1628%
HUDSON LIGHT & POWER DEPARTMENT	0.1489%
WAKEFIELD MUNICIPAL LIGHT DEPARTMENT	0.1258%
HINGHAM MUNICIPAL LIGHTING PLANT	0.1215%
CONCORD MUNICIPAL LIGHT PLANT	0.1161%
NORTH ATTLEBOROUGH LIGHT DEPARTMENT	0.1097%
MIDDLEBOROUGH LIGHT DEPARTMENT	0.1077%
GROTON LIGHT DEPARTMENT	0.0268%
TOTAL	100.0000%

Name of Respondent	This Report is: (1) <input checked="" type="checkbox"/> An Original (2) <input type="checkbox"/> A Resubmission	Date of Report (Mo, Da, Yr) 03/15/2019	Year/Period of Report 2018/Q4
New England Hydro-Trans. Elec. Co., Inc.			
FOOTNOTE DATA			

Name of Respondent	This Report is: (1) <input checked="" type="checkbox"/> An Original (2) <input type="checkbox"/> A Resubmission	Date of Report (Mo, Da, Yr) 03/15/2019	Year/Period of Report 2018/Q4
New England Hydro-Trans. Elec. Co., Inc.			
FOOTNOTE DATA			

Name of Respondent New England Hydro-Trans. Elec. Co., Inc.		This Report Is: (1) <input checked="" type="checkbox"/> An Original (2) <input type="checkbox"/> A Resubmission		Date of Report (Mo, Da, Yr) 03/15/2019	Year/Period of Report End of <u>2018/Q4</u>
CAPITAL STOCK EXPENSE (Account 214)					
<p>1. Report the balance at end of the year of discount on capital stock for each class and series of capital stock.</p> <p>2. If any change occurred during the year in the balance in respect to any class or series of stock, attach a statement giving particulars (details) of the change. State the reason for any charge-off of capital stock expense and specify the account charged.</p>					
Line No.	Class and Series of Stock (a)				Balance at End of Year (b)
1					
2					
3					
4					
5					
6					
7					
8					
9					
10					
11					
12					
13					
14					
15					
16					
17					
18					
19					
20					
21					
22	TOTAL				

Name of Respondent New England Hydro-Trans. Elec. Co., Inc.	This Report Is: (1) <input checked="" type="checkbox"/> An Original (2) <input type="checkbox"/> A Resubmission	Date of Report (Mo, Da, Yr) 03/15/2019	Year/Period of Report End of 2018/Q4
--	---	--	---

LONG-TERM DEBT (Account 221, 222, 223 and 224)

- Report by balance sheet account the particulars (details) concerning long-term debt included in Accounts 221, Bonds, 222, Reacquired Bonds, 223, Advances from Associated Companies, and 224, Other long-Term Debt.
- In column (a), for new issues, give Commission authorization numbers and dates.
- For bonds assumed by the respondent, include in column (a) the name of the issuing company as well as a description of the bonds.
- For advances from Associated Companies, report separately advances on notes and advances on open accounts. Designate demand notes as such. Include in column (a) names of associated companies from which advances were received.
- For receivers, certificates, show in column (a) the name of the court -and date of court order under which such certificates were issued.
- In column (b) show the principal amount of bonds or other long-term debt originally issued.
- In column (c) show the expense, premium or discount with respect to the amount of bonds or other long-term debt originally issued.
- For column (c) the total expenses should be listed first for each issuance, then the amount of premium (in parentheses) or discount. Indicate the premium or discount with a notation, such as (P) or (D). The expenses, premium or discount should not be netted.
- Furnish in a footnote particulars (details) regarding the treatment of unamortized debt expense, premium or discount associated with issues redeemed during the year. Also, give in a footnote the date of the Commission's authorization of treatment other than as specified by the Uniform System of Accounts.

Line No.	Class and Series of Obligation, Coupon Rate (For new issue, give commission Authorization numbers and dates) (a)	Principal Amount Of Debt issued (b)	Total expense, Premium or Discount (c)
1			
2			
3			
4			
5			
6			
7			
8			
9			
10			
11			
12			
13			
14			
15			
16			
17			
18			
19			
20			
21			
22			
23			
24			
25			
26			
27			
28			
29			
30			
31			
32			
33	TOTAL		

Name of Respondent New England Hydro-Trans. Elec. Co., Inc.	This Report Is: (1) <input checked="" type="checkbox"/> An Original (2) <input type="checkbox"/> A Resubmission	Date of Report (Mo, Da, Yr) 03/15/2019	Year/Period of Report End of 2018/Q4
--	---	--	---

LONG-TERM DEBT (Account 221, 222, 223 and 224) (Continued)

10. Identify separate undisposed amounts applicable to issues which were redeemed in prior years.
11. Explain any debits and credits other than debited to Account 428, Amortization and Expense, or credited to Account 429, Premium on Debt - Credit.
12. In a footnote, give explanatory (details) for Accounts 223 and 224 of net changes during the year. With respect to long-term advances, show for each company: (a) principal advanced during year, (b) interest added to principal amount, and (c) principle repaid during year. Give Commission authorization numbers and dates.
13. If the respondent has pledged any of its long-term debt securities give particulars (details) in a footnote including name of pledgee and purpose of the pledge.
14. If the respondent has any long-term debt securities which have been nominally issued and are nominally outstanding at end of year, describe such securities in a footnote.
15. If interest expense was incurred during the year on any obligations retired or reacquired before end of year, include such interest expense in column (i). Explain in a footnote any difference between the total of column (i) and the total of Account 427, interest on Long-Term Debt and Account 430, Interest on Debt to Associated Companies.
16. Give particulars (details) concerning any long-term debt authorized by a regulatory commission but not yet issued.

Nominal Date of Issue (d)	Date of Maturity (e)	AMORTIZATION PERIOD		Outstanding (Total amount outstanding without reduction for amounts held by respondent) (h)	Interest for Year Amount (i)	Line No.
		Date From (f)	Date To (g)			
						1
						2
						3
						4
						5
						6
						7
						8
						9
						10
						11
						12
						13
						14
						15
						16
						17
						18
						19
						20
						21
						22
						23
						24
						25
						26
						27
						28
						29
						30
						31
						32
						33

RECONCILIATION OF REPORTED NET INCOME WITH TAXABLE INCOME FOR FEDERAL INCOME TAXES

1. Report the reconciliation of reported net income for the year with taxable income used in computing Federal income tax accruals and show computation of such tax accruals. Include in the reconciliation, as far as practicable, the same detail as furnished on Schedule M-1 of the tax return for the year. Submit a reconciliation even though there is no taxable income for the year. Indicate clearly the nature of each reconciling amount.

2. If the utility is a member of a group which files a consolidated Federal tax return, reconcile reported net income with taxable net income as if a separate return were to be filed, indicating, however, intercompany amounts to be eliminated in such a consolidated return. State names of group member, tax assigned to each group member, and basis of allocation, assignment, or sharing of the consolidated tax among the group members.

3. A substitute page, designed to meet a particular need of a company, may be used as long as the data is consistent and meets the requirements of the above instructions. For electronic reporting purposes complete Line 27 and provide the substitute Page in the context of a footnote.

Line No.	Particulars (Details) (a)	Amount (b)
1	Net Income for the Year (Page 117)	3,772,682
2		
3		
4	Taxable Income Not Reported on Books	
5	Federal Income Tax	1,053,276
6	See footnotes for details	
7		
8		
9	Deductions Recorded on Books Not Deducted for Return	
10	See footnotes for details	16,347,306
11		
12		
13		
14	Income Recorded on Books Not Included in Return	
15	See footnotes for details	240,228
16		
17		
18		
19	Deductions on Return Not Charged Against Book Income	
20	See footnotes for details	5,663,431
21		
22		
23		
24		
25		
26		
27	Federal Tax Net Income	15,269,604
28	Show Computation of Tax:	
29	Federal Tax Net Income, Page 261	15,269,604
30		
31	Total Tax @ 21% Before Credits	3,206,617
32	Credits:	
33	Prior Year Adjustment	55,541
34		
35	Net Allocated Tax	3,262,158
36		
37		
38	RECONCILIATION TO FEDERAL INCOME TAX REPORTED ON INCOME STATEMENT	
39	Tax Reported on Page 114	3,198,694
40	Tax Reported on Page 117	63,464
41	Total	3,262,158
42		
43		
44		

Name of Respondent	This Report is: (1) <input checked="" type="checkbox"/> An Original (2) <input type="checkbox"/> A Resubmission	Date of Report (Mo, Da, Yr) 03/15/2019	Year/Period of Report 2018/Q4
New England Hydro-Trans. Elec. Co., Inc.			
FOOTNOTE DATA			

Schedule Page: 261 Line No.: 6 Column: b

Taxable Income not Recorded on Books:

Change in Cash Surrender Value	0
Employee Stock Purchase Plan Discount	0
Total	0

Schedule Page: 261 Line No.: 10 Column: b

Expenses Recorded on Books not Included on Return:

AFUDC DEBT	94,312
DEPRECIATION EXPENSE	9,898,578
REG LIABILITY - OTHER	6,346,262
RESERVE - FIN 48 STATE	3,202
CHARITABLE CONTRIB LIMITATION	981
LOBBYING EXPENSE	3,395
MEALS AND ENTERTAINMENT	575
Total	16,347,306

Schedule Page: 261 Line No.: 15 Column: b

Income Recorded on Books not included on Return:

AFUDC EQUITY	255,217
PENALTIES AND FINES	(14,989)
Total	240,228

Schedule Page: 261 Line No.: 20 Column: b

Deductions on Return not Charged Against Book Income:

AMORTIZATION of Intangibles	22,261
BAD DEBTS	1,611
COST OF REMOVAL	2,181,749
DEPRECIATION EXPENSE - TAX	2,313,113
GAIN (LOSS) ON SALE OF ASSETS	421,911
STATE TAXES	722,786
Total	5,663,431

Schedule Page: 261 Line No.: 35 Column: b

CALCULATION OF CURRENT FEDERAL INCOME TAX

Federal Taxable Income, Page 261	15,269,604
Total Tax @ 21% Before Credits	3,206,617
Net Tax After Credits	3,206,617
Prior Year Adjustment	55,541
Net Allocated Tax	3,262,158

Name of Respondent New England Hydro-Trans. Elec. Co., Inc.	This Report Is: (1) <input checked="" type="checkbox"/> An Original (2) <input type="checkbox"/> A Resubmission	Date of Report (Mo, Da, Yr) 03/15/2019	Year/Period of Report End of 2018/Q4
--	---	--	---

TAXES ACCRUED, PREPAID AND CHARGED DURING YEAR
--

1. Give particulars (details) of the combined prepaid and accrued tax accounts and show the total taxes charged to operations and other accounts during the year. Do not include gasoline and other sales taxes which have been charged to the accounts to which the taxed material was charged. If the actual, or estimated amounts of such taxes are know, show the amounts in a footnote and designate whether estimated or actual amounts.
2. Include on this page, taxes paid during the year and charged direct to final accounts, (not charged to prepaid or accrued taxes.) Enter the amounts in both columns (d) and (e). The balancing of this page is not affected by the inclusion of these taxes.
3. Include in column (d) taxes charged during the year, taxes charged to operations and other accounts through (a) accruals credited to taxes accrued, (b) amounts credited to proportions of prepaid taxes chargeable to current year, and (c) taxes paid and charged direct to operations or accounts other than accrued and prepaid tax accounts.
4. List the aggregate of each kind of tax in such manner that the total tax for each State and subdivision can readily be ascertained.

Line No.	Kind of Tax (See instruction 5) (a)	BALANCE AT BEGINNING OF YEAR		Taxes Charged During Year (d)	Taxes Paid During Year (e)	Adjustments (f)
		Taxes Accrued (Account 236) (b)	Prepaid Taxes (Include in Account 165) (c)			
1	Federal					
2	Federal Income Tax	-766,665		3,262,158	2,500,000	
3	FICA Contribution					
4	Federal Unemployment			192,370		-192,370
5	State					
6	State Income Tax	732,854		1,185,201	3,235	
7	State capital/net worth tax					
8	State Unemployment					
9	State Gross income/earnings					
10	Sales and Use	14,800		27,700	7,109	
11						
12	Local					
13	Real Estate		27,628	2,320,083		
14	Local Gross Income					
15						
16	Other					
17	Miscellaneous			367		-367
18						
19						
20						
21						
22						
23						
24						
25						
26						
27						
28						
29						
30						
31						
32						
33						
34						
35						
36						
37						
38						
39						
40						
41	TOTAL	-19,011	27,628	6,987,879	2,510,344	-192,737

Name of Respondent New England Hydro-Trans. Elec. Co., Inc.	This Report Is: (1) <input checked="" type="checkbox"/> An Original (2) <input type="checkbox"/> A Resubmission	Date of Report (Mo, Da, Yr) 03/15/2019	Year/Period of Report End of 2018/Q4
--	---	--	---

TAXES ACCRUED, PREPAID AND CHARGED DURING YEAR (Continued)

5. If any tax (exclude Federal and State income taxes)- covers more then one year, show the required information separately for each tax year, identifying the year in column (a).

6. Enter all adjustments of the accrued and prepaid tax accounts in column (f) and explain each adjustment in a foot- note. Designate debit adjustments by parentheses.

7. Do not include on this page entries with respect to deferred income taxes or taxes collected through payroll deductions or otherwise pending transmittal of such taxes to the taxing authority.

8. Report in columns (i) through (l) how the taxes were distributed. Report in column (l) only the amounts charged to Accounts 408.1 and 409.1 pertaining to electric operations. Report in column (l) the amounts charged to Accounts 408.1 and 109.1 pertaining to other utility departments and amounts charged to Accounts 408.2 and 409.2. Also shown in column (l) the taxes charged to utility plant or other balance sheet accounts.

9. For any tax apportioned to more than one utility department or account, state in a footnote the basis (necessity) of apportioning such tax.

BALANCE AT END OF YEAR		DISTRIBUTION OF TAXES CHARGED				Line No.
(Taxes accrued Account 236) (g)	Prepaid Taxes (Incl. in Account 165) (h)	Electric (Account 408.1, 409.1) (i)	Extraordinary Items (Account 409.3) (j)	Adjustments to Ret. Earnings (Account 439) (k)	Other (l)	
						1
-4,507		3,198,694			63,464	2
						3
		192,370				4
						5
1,914,820		1,151,514			26,279	6
		7,407				7
						8
						9
35,392						10
						11
						12
	28,673	2,320,083				13
						14
						15
						16
		367				17
						18
						19
						20
						21
						22
						23
						24
						25
						26
						27
						28
						29
						30
						31
						32
						33
						34
						35
						36
						37
						38
						39
						40
1,945,705	28,673	6,870,435			89,743	41

Name of Respondent New England Hydro-Trans. Elec. Co., Inc.	This Report Is: (1) <input checked="" type="checkbox"/> An Original (2) <input type="checkbox"/> A Resubmission	Date of Report (Mo, Da, Yr) 03/15/2019	Year/Period of Report End of 2018/Q4
--	---	--	---

ACCUMULATED DEFERRED INVESTMENT TAX CREDITS (Account 255)

Report below information applicable to Account 255. Where appropriate, segregate the balances and transactions by utility and nonutility operations. Explain by footnote any correction adjustments to the account balance shown in column (g). Include in column (i) the average period over which the tax credits are amortized.

Line No.	Account Subdivisions (a)	Balance at Beginning of Year (b)	Deferred for Year		Allocations to Current Year's Income		Adjustments (g)
			Account No. (c)	Amount (d)	Account No. (e)	Amount (f)	
1	Electric Utility						
2	3%						
3	4%						
4	7%						
5	10%						
6							
7							
8	TOTAL						
9	Other (List separately and show 3%, 4%, 7%, 10% and TOTAL)						
10							
11							
12							
13							
14							
15							
16							
17							
18							
19							
20							
21							
22							
23							
24							
25							
26							
27							
28							
30							
31							
32							
33							
34							
35							
36							
37							
38							
39							
40							
41							
42							
43							
44							
45							
46							
47							
48							

Name of Respondent New England Hydro-Trans. Elec. Co., Inc.		This Report Is: (1) <input checked="" type="checkbox"/> An Original (2) <input type="checkbox"/> A Resubmission		Date of Report (Mo, Da, Yr) 03/15/2019	Year/Period of Report End of 2018/Q4
ACCUMULATED DEFERRED INVESTMENT TAX CREDITS (Account 255) (continued)					
Balance at End of Year (h)	Average Period of Allocation to Income (i)	ADJUSTMENT EXPLANATION			Line No.
					1
					2
					3
					4
					5
					6
					7
					8
					9
					10
					11
					12
					13
					14
					15
					16
					17
					18
					19
					20
					21
					22
					23
					24
					25
					26
					27
					28
					30
					31
					32
					33
					34
					35
					36
					37
					38
					39
					40
					41
					42
					43
					44
					45
					46
					47
					48

OTHER DEFERRED CREDITS (Account 253)

1. Report below the particulars (details) called for concerning other deferred credits.
2. For any deferred credit being amortized, show the period of amortization.
3. Minor items (5% of the Balance End of Year for Account 253 or amounts less than \$100,000, whichever is greater) may be grouped by classes.

Line No.	Description and Other Deferred Credits (a)	Balance at Beginning of Year (b)	DEBITS		Credits (e)	Balance at End of Year (f)
			Contra Account (c)	Amount (d)		
1	Advanced Billing - Support Charges	2,058,892	456.1	2,058,892		
2						
3						
4						
5						
6						
7						
8						
9						
10						
11						
12						
13						
14						
15						
16						
17						
18						
19						
20						
21						
22						
23						
24						
25						
26						
27						
28						
29						
30						
31						
32						
33						
34						
35						
36						
37						
38						
39						
40						
41						
42						
43						
44						
45						
46						
47	TOTAL	2,058,892		2,058,892		

Name of Respondent New England Hydro-Trans. Elec. Co., Inc.	This Report Is: (1) <input checked="" type="checkbox"/> An Original (2) <input type="checkbox"/> A Resubmission	Date of Report (Mo, Da, Yr) 03/15/2019	Year/Period of Report End of 2018/Q4
--	---	--	---

ACCUMULATED DEFERRED INCOME TAXES - ACCELERATED AMORTIZATION PROPERTY (Account 281)

1. Report the information called for below concerning the respondent's accounting for deferred income taxes rating to amortizable property.
2. For other (Specify),include deferrals relating to other income and deductions.

Line No.	Account (a)	Balance at Beginning of Year (b)	CHANGES DURING YEAR	
			Amounts Debited to Account 410.1 (c)	Amounts Credited to Account 411.1 (d)
1	Accelerated Amortization (Account 281)			
2	Electric			
3	Defense Facilities			
4	Pollution Control Facilities			
5	Other (provide details in footnote):			
6				
7				
8	TOTAL Electric (Enter Total of lines 3 thru 7)			
9	Gas			
10	Defense Facilities			
11	Pollution Control Facilities			
12	Other (provide details in footnote):			
13				
14				
15	TOTAL Gas (Enter Total of lines 10 thru 14)			
16				
17	TOTAL (Acct 281) (Total of 8, 15 and 16)			
18	Classification of TOTAL			
19	Federal Income Tax			
20	State Income Tax			
21	Local Income Tax			

NOTES

ACCUMULATED DEFERRED INCOME TAXES _ ACCELERATED AMORTIZATION PROPERTY (Account 281) (Continued)

3. Use footnotes as required.

CHANGES DURING YEAR		ADJUSTMENTS				Balance at End of Year (k)	Line No.
Amounts Debited to Account 410.2 (e)	Amounts Credited to Account 411.2 (f)	Debits		Credits			
		Account Credited (g)	Amount (h)	Account Debited (i)	Amount (j)		
							1
							2
							3
							4
							5
							6
							7
							8
							9
							10
							11
							12
							13
							14
							15
							16
							17
							18
							19
							20
							21

NOTES (Continued)

ACCUMULATED DEFFERED INCOME TAXES - OTHER PROPERTY (Account 282)

1. Report the information called for below concerning the respondent's accounting for deferred income taxes rating to property not subject to accelerated amortization
2. For other (Specify),include deferrals relating to other income and deductions.

Line No.	Account (a)	Balance at Beginning of Year (b)	CHANGES DURING YEAR	
			Amounts Debited to Account 410.1 (c)	Amounts Credited to Account 411.1 (d)
1	Account 282			
2	Electric	-474,872	-1,488,997	
3	Gas			
4				
5	TOTAL (Enter Total of lines 2 thru 4)	-474,872	-1,488,997	
6				
7				
8				
9	TOTAL Account 282 (Enter Total of lines 5 thru	-474,872	-1,488,997	
10	Classification of TOTAL			
11	Federal Income Tax	582,780	-1,279,865	
12	State Income Tax	-1,057,652	-209,132	
13	Local Income Tax			

NOTES

ACCUMULATED DEFERRED INCOME TAXES - OTHER PROPERTY (Account 282) (Continued)

3. Use footnotes as required.

CHANGES DURING YEAR		ADJUSTMENTS				Balance at End of Year (k)	Line No.
Amounts Debited to Account 410.2 (e)	Amounts Credited to Account 411.2 (f)	Debits		Credits			
		Account Credited (g)	Amount (h)	Account Debited (i)	Amount (j)		
							1
				254	62,985	-1,900,884	2
							3
							4
					62,985	-1,900,884	5
							6
							7
							8
					62,985	-1,900,884	9
							10
					86,100	-610,985	11
					-23,115	-1,289,899	12
							13

NOTES (Continued)

ACCUMULATED DEFERRED INCOME TAXES - OTHER (Account 283)

1. Report the information called for below concerning the respondent's accounting for deferred income taxes relating to amounts recorded in Account 283.

2. For other (Specify), include deferrals relating to other income and deductions.

Line No.	Account (a)	Balance at Beginning of Year (b)	CHANGES DURING YEAR	
			Amounts Debited to Account 410.1 (c)	Amounts Credited to Account 411.1 (d)
1	Account 283			
2	Electric			
3	Regulatory Assets Other	842,286	-842,286	
4	Other Items	201,418	224,216	
5				
6				
7				
8				
9	TOTAL Electric (Total of lines 3 thru 8)	1,043,704	-618,070	
10	Gas			
11				
12				
13				
14				
15				
16				
17	TOTAL Gas (Total of lines 11 thru 16)			
18				
19	TOTAL (Acct 283) (Enter Total of lines 9, 17 and 18)	1,043,704	-618,070	
20	Classification of TOTAL			
21	Federal Income Tax	809,697	-410,938	
22	State Income Tax	234,007	-207,132	
23	Local Income Tax			

NOTES

Name of Respondent New England Hydro-Trans. Elec. Co., Inc.	This Report Is: (1) <input checked="" type="checkbox"/> An Original (2) <input type="checkbox"/> A Resubmission	Date of Report (Mo, Da, Yr) 03/15/2019	Year/Period of Report End of 2018/Q4
--	---	--	---

ACCUMULATED DEFERRED INCOME TAXES - OTHER (Account 283) (Continued)

3. Provide in the space below explanations for Page 276 and 277. Include amounts relating to insignificant items listed under Other.
 4. Use footnotes as required.

CHANGES DURING YEAR		ADJUSTMENTS				Balance at End of Year (k)	Line No.
Amounts Debited to Account 410.2 (e)	Amounts Credited to Account 411.2 (f)	Debits		Credits			
		Account Credited (g)	Amount (h)	Account Debited (i)	Amount (j)		
							1
							2
				254			3
				254	-41,921	383,713	4
							5
							6
							7
							8
					-41,921	383,713	9
							10
							11
							12
							13
							14
							15
							16
							17
							18
					-41,921	383,713	19
							20
					-25,563	373,196	21
					-16,358	10,517	22
							23

NOTES (Continued)

Name of Respondent New England Hydro-Trans. Elec. Co., Inc.		This Report Is: (1) <input checked="" type="checkbox"/> An Original (2) <input type="checkbox"/> A Resubmission		Date of Report (Mo, Da, Yr) 03/15/2019		Year/Period of Report End of 2018/Q4	
OTHER REGULATORY LIABILITIES (Account 254)							
1. Report below the particulars (details) called for concerning other regulatory liabilities, including rate order docket number, if applicable. 2. Minor items (5% of the Balance in Account 254 at end of period, or amounts less than \$100,000 which ever is less), may be grouped by classes. 3. For Regulatory Liabilities being amortized, show period of amortization.							
Line No.	Description and Purpose of Other Regulatory Liabilities (a)	Balance at Beginning of Current Quarter/Year (b)	DEBITS		Credits (e)	Balance at End of Current Quarter/Year (f)	
			Account Credited (c)	Amount (d)			
1	Deferred Income tax	1,209,486	190	864,228	969,402	1,314,660	
2	Over/Under - Support Charges		449.1	611,156	4,191,092	3,579,936	
3							
4							
5							
6							
7							
8							
9							
10							
11							
12							
13							
14							
15							
16							
17							
18							
19							
20							
21							
22							
23							
24							
25							
26							
27							
28							
29							
30							
31							
32							
33							
34							
35							
36							
37							
38							
39							
40							
41	TOTAL	1,209,486		1,475,384	5,160,494	4,894,596	

Name of Respondent	This Report is: (1) <input checked="" type="checkbox"/> An Original (2) <input type="checkbox"/> A Resubmission	Date of Report (Mo, Da, Yr) 03/15/2019	Year/Period of Report 2018/Q4
New England Hydro-Trans. Elec. Co., Inc.			
FOOTNOTE DATA			

Schedule Page: 278 Line No.: 1 Column: a

The amortization period is from 2015 thru 2019

Name of Respondent New England Hydro-Trans. Elec. Co., Inc.	This Report Is: (1) <input checked="" type="checkbox"/> An Original (2) <input type="checkbox"/> A Resubmission	Date of Report (Mo, Da, Yr) 03/15/2019	Year/Period of Report End of 2018/Q4
--	---	--	---

ELECTRIC OPERATING REVENUES (Account 400)

- The following instructions generally apply to the annual version of these pages. Do not report quarterly data in columns (c), (e), (f), and (g). Unbilled revenues and MWH related to unbilled revenues need not be reported separately as required in the annual version of these pages.
- Report below operating revenues for each prescribed account, and manufactured gas revenues in total.
- Report number of customers, columns (f) and (g), on the basis of meters, in addition to the number of flat rate accounts; except that where separate meter readings are added for billing purposes, one customer should be counted for each group of meters added. The -average number of customers means the average of twelve figures at the close of each month.
- If increases or decreases from previous period (columns (c),(e), and (g)), are not derived from previously reported figures, explain any inconsistencies in a footnote.
- Disclose amounts of \$250,000 or greater in a footnote for accounts 451, 456, and 457.2.

Line No.	Title of Account (a)	Operating Revenues Year to Date Quarterly/Annual (b)	Operating Revenues Previous year (no Quarterly) (c)
1	Sales of Electricity		
2	(440) Residential Sales		
3	(442) Commercial and Industrial Sales		
4	Small (or Comm.) (See Instr. 4)		
5	Large (or Ind.) (See Instr. 4)		
6	(444) Public Street and Highway Lighting		
7	(445) Other Sales to Public Authorities		
8	(446) Sales to Railroads and Railways		
9	(448) Interdepartmental Sales		
10	TOTAL Sales to Ultimate Consumers		
11	(447) Sales for Resale		
12	TOTAL Sales of Electricity		
13	(Less) (449.1) Provision for Rate Refunds	4,268,260	-1,192,686
14	TOTAL Revenues Net of Prov. for Refunds	-4,268,260	1,192,686
15	Other Operating Revenues		
16	(450) Forfeited Discounts		
17	(451) Miscellaneous Service Revenues		
18	(453) Sales of Water and Water Power		
19	(454) Rent from Electric Property		
20	(455) Interdepartmental Rents		
21	(456) Other Electric Revenues		
22	(456.1) Revenues from Transmission of Electricity of Others	29,824,293	22,676,647
23	(457.1) Regional Control Service Revenues		
24	(457.2) Miscellaneous Revenues		
25			
26	TOTAL Other Operating Revenues	29,824,293	22,676,647
27	TOTAL Electric Operating Revenues	25,556,033	23,869,333

Name of Respondent New England Hydro-Trans. Elec. Co., Inc.		This Report Is: (1) <input checked="" type="checkbox"/> An Original (2) <input type="checkbox"/> A Resubmission		Date of Report (Mo, Da, Yr) 03/15/2019	Year/Period of Report End of 2018/Q4
ELECTRIC OPERATING REVENUES (Account 400)					
<p>6. Commercial and industrial Sales, Account 442, may be classified according to the basis of classification (Small or Commercial, and Large or Industrial) regularly used by the respondent if such basis of classification is not generally greater than 1000 Kw of demand. (See Account 442 of the Uniform System of Accounts. Explain basis of classification in a footnote.)</p> <p>7. See pages 108-109, Important Changes During Period, for important new territory added and important rate increase or decreases.</p> <p>8. For Lines 2,4,5,and 6, see Page 304 for amounts relating to unbilled revenue by accounts.</p> <p>9. Include unmetered sales. Provide details of such Sales in a footnote.</p>					
MEGAWATT HOURS SOLD		AVG.NO. CUSTOMERS PER MONTH		Line No.	
Year to Date Quarterly/Annual (d)	Amount Previous year (no Quarterly) (e)	Current Year (no Quarterly) (f)	Previous Year (no Quarterly) (g)		
				1	
				2	
				3	
				4	
				5	
				6	
				7	
				8	
				9	
				10	
				11	
				12	
				13	
				14	
<p>Line 12, column (b) includes \$ 0 of unbilled revenues.</p> <p>Line 12, column (d) includes 0 MWH relating to unbilled revenues</p>					

Name of Respondent New England Hydro-Trans. Elec. Co., Inc.	This Report Is: (1) <input checked="" type="checkbox"/> An Original (2) <input type="checkbox"/> A Resubmission	Date of Report (Mo, Da, Yr) 03/15/2019	Year/Period of Report End of <u>2018/Q4</u>
--	---	--	--

REGIONAL TRANSMISSION SERVICE REVENUES (Account 457.1)
--

1. The respondent shall report below the revenue collected for each service (i.e., control area administration, market administration, etc.) performed pursuant to a Commission approved tariff. All amounts separately billed must be detailed below.

Line No.	Description of Service (a)	Balance at End of Quarter 1 (b)	Balance at End of Quarter 2 (c)	Balance at End of Quarter 3 (d)	Balance at End of Year (e)
1					
2					
3					
4					
5					
6					
7					
8					
9					
10					
11					
12					
13					
14					
15					
16					
17					
18					
19					
20					
21					
22					
23					
24					
25					
26					
27					
28					
29					
30					
31					
32					
33					
34					
35					
36					
37					
38					
39					
40					
41					
42					
43					
44					
45					
46	TOTAL				

Name of Respondent New England Hydro-Trans. Elec. Co., Inc.	This Report Is: (1) <input checked="" type="checkbox"/> An Original (2) <input type="checkbox"/> A Resubmission	Date of Report (Mo, Da, Yr) 03/15/2019	Year/Period of Report End of 2018/Q4
--	---	--	---

SALES OF ELECTRICITY BY RATE SCHEDULES

- Report below for each rate schedule in effect during the year the MWH of electricity sold, revenue, average number of customer, average Kwh per customer, and average revenue per Kwh, excluding date for Sales for Resale which is reported on Pages 310-311.
- Provide a subheading and total for each prescribed operating revenue account in the sequence followed in "Electric Operating Revenues," Page 300-301. If the sales under any rate schedule are classified in more than one revenue account, List the rate schedule and sales data under each applicable revenue account subheading.
- Where the same customers are served under more than one rate schedule in the same revenue account classification (such as a general residential schedule and an off peak water heating schedule), the entries in column (d) for the special schedule should denote the duplication in number of reported customers.
- The average number of customers should be the number of bills rendered during the year divided by the number of billing periods during the year (12 if all billings are made monthly).
- For any rate schedule having a fuel adjustment clause state in a footnote the estimated additional revenue billed pursuant thereto.
- Report amount of unbilled revenue as of end of year for each applicable revenue account subheading.

Line No.	Number and Title of Rate schedule (a)	MWh Sold (b)	Revenue (c)	Average Number of Customers (d)	KWh of Sales Per Customer (e)	Revenue Per KWh Sold (f)
1						
2						
3						
4						
5						
6						
7						
8						
9						
10						
11						
12						
13						
14						
15						
16						
17						
18						
19						
20						
21						
22						
23						
24						
25						
26						
27						
28						
29						
30						
31						
32						
33						
34						
35						
36						
37						
38						
39						
40						
41	TOTAL Billed	0	0	0	0	0.0000
42	Total Unbilled Rev.(See Instr. 6)	0	0	0	0	0.0000
43	TOTAL	0	0	0	0	0.0000

Name of Respondent New England Hydro-Trans. Elec. Co., Inc.	This Report Is: (1) <input checked="" type="checkbox"/> An Original (2) <input type="checkbox"/> A Resubmission	Date of Report (Mo, Da, Yr) 03/15/2019	Year/Period of Report End of 2018/Q4
SALES FOR RESALE (Account 447) (Continued)			

OS - for other service. use this category only for those services which cannot be placed in the above-defined categories, such as all non-firm service regardless of the Length of the contract and service from designated units of Less than one year. Describe the nature of the service in a footnote.

AD - for Out-of-period adjustment. Use this code for any accounting adjustments or "true-ups" for service provided in prior reporting years. Provide an explanation in a footnote for each adjustment.

4. Group requirements RQ sales together and report them starting at line number one. After listing all RQ sales, enter "Subtotal - RQ" in column (a). The remaining sales may then be listed in any order. Enter "Subtotal-Non-RQ" in column (a) after this Listing. Enter "Total" in column (a) as the Last Line of the schedule. Report subtotals and total for columns (9) through (k)

5. In Column (c), identify the FERC Rate Schedule or Tariff Number. On separate Lines, List all FERC rate schedules or tariffs under which service, as identified in column (b), is provided.

6. For requirements RQ sales and any type of-service involving demand charges imposed on a monthly (or Longer) basis, enter the average monthly billing demand in column (d), the average monthly non-coincident peak (NCP) demand in column (e), and the average monthly coincident peak (CP) demand in column (f). For all other types of service, enter NA in columns (d), (e) and (f). Monthly NCP demand is the maximum metered hourly (60-minute integration) demand in a month. Monthly CP demand is the metered demand during the hour (60-minute integration) in which the supplier's system reaches its monthly peak. Demand reported in columns (e) and (f) must be in megawatts. Footnote any demand not stated on a megawatt basis and explain.

7. Report in column (g) the megawatt hours shown on bills rendered to the purchaser.

8. Report demand charges in column (h), energy charges in column (i), and the total of any other types of charges, including out-of-period adjustments, in column (j). Explain in a footnote all components of the amount shown in column (j). Report in column (k) the total charge shown on bills rendered to the purchaser.

9. The data in column (g) through (k) must be subtotaled based on the RQ/Non-RQ grouping (see instruction 4), and then totaled on the Last -line of the schedule. The "Subtotal - RQ" amount in column (g) must be reported as Requirements Sales For Resale on Page 401, line 23. The "Subtotal - Non-RQ" amount in column (g) must be reported as Non-Requirements Sales For Resale on Page 401, line 24.

10. Footnote entries as required and provide explanations following all required data.

MegaWatt Hours Sold (g)	REVENUE			Total (\$) (h+i+j) (k)	Line No.
	Demand Charges (\$) (h)	Energy Charges (\$) (i)	Other Charges (\$) (j)		
					1
					2
					3
					4
					5
					6
					7
					8
					9
					10
					11
					12
					13
					14
0	0	0	0	0	
0	0	0	0	0	
0	0	0	0	0	

Name of Respondent New England Hydro-Trans. Elec. Co., Inc.		This Report Is: (1) <input checked="" type="checkbox"/> An Original (2) <input type="checkbox"/> A Resubmission		Date of Report (Mo, Da, Yr) 03/15/2019	Year/Period of Report End of 2018/Q4
ELECTRIC OPERATION AND MAINTENANCE EXPENSES					
If the amount for previous year is not derived from previously reported figures, explain in footnote.					
Line No.	Account (a)	Amount for Current Year (b)		Amount for Previous Year (c)	
1	1. POWER PRODUCTION EXPENSES				
2	A. Steam Power Generation				
3	Operation				
4	(500) Operation Supervision and Engineering				
5	(501) Fuel				
6	(502) Steam Expenses				
7	(503) Steam from Other Sources				
8	(Less) (504) Steam Transferred-Cr.				
9	(505) Electric Expenses				
10	(506) Miscellaneous Steam Power Expenses				
11	(507) Rents				
12	(509) Allowances				
13	TOTAL Operation (Enter Total of Lines 4 thru 12)				
14	Maintenance				
15	(510) Maintenance Supervision and Engineering				
16	(511) Maintenance of Structures				
17	(512) Maintenance of Boiler Plant				
18	(513) Maintenance of Electric Plant				
19	(514) Maintenance of Miscellaneous Steam Plant				
20	TOTAL Maintenance (Enter Total of Lines 15 thru 19)				
21	TOTAL Power Production Expenses-Steam Power (Entr Tot lines 13 & 20)				
22	B. Nuclear Power Generation				
23	Operation				
24	(517) Operation Supervision and Engineering				
25	(518) Fuel				
26	(519) Coolants and Water				
27	(520) Steam Expenses				
28	(521) Steam from Other Sources				
29	(Less) (522) Steam Transferred-Cr.				
30	(523) Electric Expenses				
31	(524) Miscellaneous Nuclear Power Expenses				
32	(525) Rents				
33	TOTAL Operation (Enter Total of lines 24 thru 32)				
34	Maintenance				
35	(528) Maintenance Supervision and Engineering				
36	(529) Maintenance of Structures				
37	(530) Maintenance of Reactor Plant Equipment				
38	(531) Maintenance of Electric Plant				
39	(532) Maintenance of Miscellaneous Nuclear Plant				
40	TOTAL Maintenance (Enter Total of lines 35 thru 39)				
41	TOTAL Power Production Expenses-Nuc. Power (Entr tot lines 33 & 40)				
42	C. Hydraulic Power Generation				
43	Operation				
44	(535) Operation Supervision and Engineering				
45	(536) Water for Power				
46	(537) Hydraulic Expenses				
47	(538) Electric Expenses				
48	(539) Miscellaneous Hydraulic Power Generation Expenses				
49	(540) Rents				
50	TOTAL Operation (Enter Total of Lines 44 thru 49)				
51	C. Hydraulic Power Generation (Continued)				
52	Maintenance				
53	(541) Maintenance Supervision and Engineering				
54	(542) Maintenance of Structures				
55	(543) Maintenance of Reservoirs, Dams, and Waterways				
56	(544) Maintenance of Electric Plant				
57	(545) Maintenance of Miscellaneous Hydraulic Plant				
58	TOTAL Maintenance (Enter Total of lines 53 thru 57)				
59	TOTAL Power Production Expenses-Hydraulic Power (tot of lines 50 & 58)				

Line No.	Account (a)	Amount for Current Year (b)	Amount for Previous Year (c)
-------------	----------------	-----------------------------------	------------------------------------

FERC FORM NO. 1 (ED. 12-93) Page 322

Name of Respondent New England Hydro-Trans. Elec. Co., Inc.	This Report Is: (1) <input checked="" type="checkbox"/> An Original (2) <input type="checkbox"/> A Resubmission	Date of Report (Mo, Da, Yr) 03/15/2019	Year/Period of Report End of 2018/Q4
--	---	--	---

ELECTRIC OPERATION AND MAINTENANCE EXPENSES (Continued)

If the amount for previous year is not derived from previously reported figures, explain in footnote.

Line No.	Account (a)	Amount for Current Year (b)	Amount for Previous Year (c)
165	6. CUSTOMER SERVICE AND INFORMATIONAL EXPENSES		
166	Operation		
167	(907) Supervision		
168	(908) Customer Assistance Expenses		13
169	(909) Informational and Instructional Expenses		
170	(910) Miscellaneous Customer Service and Informational Expenses	152	284
171	TOTAL Customer Service and Information Expenses (Total 167 thru 170)	152	297
172	7. SALES EXPENSES		
173	Operation		
174	(911) Supervision		
175	(912) Demonstrating and Selling Expenses		
176	(913) Advertising Expenses		
177	(916) Miscellaneous Sales Expenses		
178	TOTAL Sales Expenses (Enter Total of lines 174 thru 177)		
179	8. ADMINISTRATIVE AND GENERAL EXPENSES		
180	Operation		
181	(920) Administrative and General Salaries	591,653	550,867
182	(921) Office Supplies and Expenses	267,280	458,661
183	(Less) (922) Administrative Expenses Transferred-Credit		
184	(923) Outside Services Employed	650,596	219,531
185	(924) Property Insurance	185,354	208,355
186	(925) Injuries and Damages	42,862	42,674
187	(926) Employee Pensions and Benefits	907,695	926,337
188	(927) Franchise Requirements		
189	(928) Regulatory Commission Expenses		
190	(929) (Less) Duplicate Charges-Cr.		
191	(930.1) General Advertising Expenses		
192	(930.2) Miscellaneous General Expenses	264	1,396
193	(931) Rents	291,105	227,713
194	TOTAL Operation (Enter Total of lines 181 thru 193)	2,936,809	2,635,534
195	Maintenance		
196	(935) Maintenance of General Plant	151	329
197	TOTAL Administrative & General Expenses (Total of lines 194 and 196)	2,936,960	2,635,863
198	TOTAL Elec Op and Maint Expns (Total 80,112,131,156,164,171,178,197)	8,376,078	7,431,813

Name of Respondent New England Hydro-Trans. Elec. Co., Inc.	This Report Is: (1) <input checked="" type="checkbox"/> An Original (2) <input type="checkbox"/> A Resubmission	Date of Report (Mo, Da, Yr) 03/15/2019	Year/Period of Report End of 2018/Q4
--	---	--	---

PURCHASED POWER (Account 555)
(Including power exchanges)

- Report all power purchases made during the year. Also report exchanges of electricity (i.e., transactions involving a balancing of debits and credits for energy, capacity, etc.) and any settlements for imbalanced exchanges.
- Enter the name of the seller or other party in an exchange transaction in column (a). Do not abbreviate or truncate the name or use acronyms. Explain in a footnote any ownership interest or affiliation the respondent has with the seller.
- In column (b), enter a Statistical Classification Code based on the original contractual terms and conditions of the service as follows:

RQ - for requirements service. Requirements service is service which the supplier plans to provide on an ongoing basis (i.e., the supplier includes projects load for this service in its system resource planning). In addition, the reliability of requirement service must be the same as, or second only to, the supplier's service to its own ultimate consumers.

LF - for long-term firm service. "Long-term" means five years or longer and "firm" means that service cannot be interrupted for economic reasons and is intended to remain reliable even under adverse conditions (e.g., the supplier must attempt to buy emergency energy from third parties to maintain deliveries of LF service). This category should not be used for long-term firm service firm service which meets the definition of RQ service. For all transaction identified as LF, provide in a footnote the termination date of the contract defined as the earliest date that either buyer or seller can unilaterally get out of the contract.

IF - for intermediate-term firm service. The same as LF service expect that "intermediate-term" means longer than one year but less than five years.

SF - for short-term service. Use this category for all firm services, where the duration of each period of commitment for service is one year or less.

LU - for long-term service from a designated generating unit. "Long-term" means five years or longer. The availability and reliability of service, aside from transmission constraints, must match the availability and reliability of the designated unit.

IU - for intermediate-term service from a designated generating unit. The same as LU service expect that "intermediate-term" means longer than one year but less than five years.

EX - For exchanges of electricity. Use this category for transactions involving a balancing of debits and credits for energy, capacity, etc. and any settlements for imbalanced exchanges.

OS - for other service. Use this category only for those services which cannot be placed in the above-defined categories, such as all non-firm service regardless of the Length of the contract and service from designated units of Less than one year. Describe the nature of the service in a footnote for each adjustment.

Line No.	Name of Company or Public Authority (Footnote Affiliations) (a)	Statistical Classification (b)	FERC Rate Schedule or Tariff Number (c)	Average Monthly Billing Demand (MW) (d)	Actual Demand (MW)	
					Average Monthly NCP Demand (e)	Average Monthly CP Demand (f)
1						
2						
3						
4						
5						
6						
7						
8						
9						
10						
11						
12						
13						
14						
	Total					

Name of Respondent New England Hydro-Trans. Elec. Co., Inc.	This Report Is: (1) <input checked="" type="checkbox"/> An Original (2) <input type="checkbox"/> A Resubmission	Date of Report (Mo, Da, Yr) 03/15/2019	Year/Period of Report End of 2018/Q4
--	---	--	---

PURCHASED POWER (Account 555) (Continued)
(Including power exchanges)

AD - for out-of-period adjustment. Use this code for any accounting adjustments or "true-ups" for service provided in prior reporting years. Provide an explanation in a footnote for each adjustment.

4. In column (c), identify the FERC Rate Schedule Number or Tariff, or, for non-FERC jurisdictional sellers, include an appropriate designation for the contract. On separate lines, list all FERC rate schedules, tariffs or contract designations under which service, as identified in column (b), is provided.
5. For requirements RQ purchases and any type of service involving demand charges imposed on a monthly (or longer) basis, enter the monthly average billing demand in column (d), the average monthly non-coincident peak (NCP) demand in column (e), and the average monthly coincident peak (CP) demand in column (f). For all other types of service, enter NA in columns (d), (e) and (f). Monthly NCP demand is the maximum metered hourly (60-minute integration) demand in a month. Monthly CP demand is the metered demand during the hour (60-minute integration) in which the supplier's system reaches its monthly peak. Demand reported in columns (e) and (f) must be in megawatts. Footnote any demand not stated on a megawatt basis and explain.
6. Report in column (g) the megawatthours shown on bills rendered to the respondent. Report in columns (h) and (i) the megawatthours of power exchanges received and delivered, used as the basis for settlement. Do not report net exchange.
7. Report demand charges in column (j), energy charges in column (k), and the total of any other types of charges, including out-of-period adjustments, in column (l). Explain in a footnote all components of the amount shown in column (l). Report in column (m) the total charge shown on bills received as settlement by the respondent. For power exchanges, report in column (m) the settlement amount for the net receipt of energy. If more energy was delivered than received, enter a negative amount. If the settlement amount (l) include credits or charges other than incremental generation expenses, or (2) excludes certain credits or charges covered by the agreement, provide an explanatory footnote.
8. The data in column (g) through (m) must be totalled on the last line of the schedule. The total amount in column (g) must be reported as Purchases on Page 401, line 10. The total amount in column (h) must be reported as Exchange Received on Page 401, line 12. The total amount in column (i) must be reported as Exchange Delivered on Page 401, line 13.
9. Footnote entries as required and provide explanations following all required data.

MegaWatt Hours Purchased (g)	POWER EXCHANGES		COST/SETTLEMENT OF POWER				Line No.
	MegaWatt Hours Received (h)	MegaWatt Hours Delivered (i)	Demand Charges (\$) (j)	Energy Charges (\$) (k)	Other Charges (\$) (l)	Total (j+k+l) of Settlement (\$) (m)	
							1
							2
							3
							4
							5
							6
							7
							8
							9
							10
							11
							12
							13
							14

Name of Respondent New England Hydro-Trans. Elec. Co., Inc.	This Report Is: (1) <input checked="" type="checkbox"/> An Original (2) <input type="checkbox"/> A Resubmission	Date of Report (Mo, Da, Yr) 03/15/2019	Year/Period of Report End of 2018/Q4
--	---	--	---

TRANSMISSION OF ELECTRICITY FOR OTHERS (Account 456.1)
(Including transactions referred to as 'wheeling')

1. Report all transmission of electricity, i.e., wheeling, provided for other electric utilities, cooperatives, other public authorities, qualifying facilities, non-traditional utility suppliers and ultimate customers for the quarter.

2. Use a separate line of data for each distinct type of transmission service involving the entities listed in column (a), (b) and (c).

3. Report in column (a) the company or public authority that paid for the transmission service. Report in column (b) the company or public authority that the energy was received from and in column (c) the company or public authority that the energy was delivered to. Provide the full name of each company or public authority. Do not abbreviate or truncate name or use acronyms. Explain in a footnote any ownership interest in or affiliation the respondent has with the entities listed in columns (a), (b) or (c)

4. In column (d) enter a Statistical Classification code based on the original contractual terms and conditions of the service as follows: FNO - Firm Network Service for Others, FNS - Firm Network Transmission Service for Self, LFP - "Long-Term Firm Point to Point Transmission Service, OLF - Other Long-Term Firm Transmission Service, SFP - Short-Term Firm Point to Point Transmission Reservation, NF - non-firm transmission service, OS - Other Transmission Service and AD - Out-of-Period Adjustments. Use this code for any accounting adjustments or "true-ups" for service provided in prior reporting periods. Provide an explanation in a footnote for each adjustment. See General Instruction for definitions of codes.

Line No.	Payment By (Company of Public Authority) (Footnote Affiliation) (a)	Energy Received From (Company of Public Authority) (Footnote Affiliation) (b)	Energy Delivered To (Company of Public Authority) (Footnote Affiliation) (c)	Statistical Classification (d)
1	Hydro-Quebec Participants			
2	In Support Agreement			
3				
4				
5				
6				
7				
8				
9				
10				
11				
12				
13				
14				
15				
16				
17				
18				
19				
20				
21				
22				
23				
24				
25				
26				
27				
28				
29				
30				
31				
32				
33				
34				
	TOTAL			

Name of Respondent New England Hydro-Trans. Elec. Co., Inc.	This Report Is: (1) <input checked="" type="checkbox"/> An Original (2) <input type="checkbox"/> A Resubmission	Date of Report (Mo, Da, Yr) 03/15/2019	Year/Period of Report End of 2018/Q4
--	---	--	---

TRANSMISSION OF ELECTRICITY FOR OTHERS (Account 456)(Continued)
(Including transactions referred to as 'wheeling')

5. In column (e), identify the FERC Rate Schedule or Tariff Number, On separate lines, list all FERC rate schedules or contract designations under which service, as identified in column (d), is provided.

6. Report receipt and delivery locations for all single contract path, "point to point" transmission service. In column (f), report the designation for the substation, or other appropriate identification for where energy was received as specified in the contract. In column (g) report the designation for the substation, or other appropriate identification for where energy was delivered as specified in the contract.

7. Report in column (h) the number of megawatts of billing demand that is specified in the firm transmission service contract. Demand reported in column (h) must be in megawatts. Footnote any demand not stated on a megawatts basis and explain.

8. Report in column (i) and (j) the total megawatthours received and delivered.

FERC Rate Schedule of Tariff Number (e)	Point of Receipt (Substation or Other Designation) (f)	Point of Delivery (Substation or Other Designation) (g)	Billing Demand (MW) (h)	TRANSFER OF ENERGY		Line No.
				MegaWatt Hours Received (i)	MegaWatt Hours Delivered (j)	
						1
						2
						3
						4
						5
						6
						7
						8
						9
						10
						11
						12
						13
						14
						15
						16
						17
						18
						19
						20
						21
						22
						23
						24
						25
						26
						27
						28
						29
						30
						31
						32
						33
						34
			0	0	0	

Name of Respondent New England Hydro-Trans. Elec. Co., Inc.	This Report Is: (1) <input checked="" type="checkbox"/> An Original (2) <input type="checkbox"/> A Resubmission	Date of Report (Mo, Da, Yr) 03/15/2019	Year/Period of Report End of 2018/Q4
TRANSMISSION OF ELECTRICITY FOR OTHERS (Account 456) (Continued) (Including transactions referred to as 'wheeling')			
<p>9. In column (k) through (n), report the revenue amounts as shown on bills or vouchers. In column (k), provide revenues from demand charges related to the billing demand reported in column (h). In column (l), provide revenues from energy charges related to the amount of energy transferred. In column (m), provide the total revenues from all other charges on bills or vouchers rendered, including out of period adjustments. Explain in a footnote all components of the amount shown in column (m). Report in column (n) the total charge shown on bills rendered to the entity Listed in column (a). If no monetary settlement was made, enter zero (11011) in column (n). Provide a footnote explaining the nature of the non-monetary settlement, including the amount and type of energy or service rendered.</p> <p>10. The total amounts in columns (i) and (j) must be reported as Transmission Received and Transmission Delivered for annual report purposes only on Page 401, Lines 16 and 17, respectively.</p> <p>11. Footnote entries and provide explanations following all required data.</p>			

REVENUE FROM TRANSMISSION OF ELECTRICITY FOR OTHERS				
Demand Charges (\$) (k)	Energy Charges (\$) (l)	(Other Charges) (\$) (m)	Total Revenues (\$) (k+l+m) (n)	Line No.
		29,824,293	29,824,293	1
				2
				3
				4
				5
				6
				7
				8
				9
				10
				11
				12
				13
				14
				15
				16
				17
				18
				19
				20
				21
				22
				23
				24
				25
				26
				27
				28
				29
				30
				31
				32
				33
				34
0	0	29,824,293	29,824,293	

Name of Respondent	This Report is: (1) <input checked="" type="checkbox"/> An Original (2) <input type="checkbox"/> A Resubmission	Date of Report (Mo, Da, Yr) 03/15/2019	Year/Period of Report 2018/Q4
New England Hydro-Trans. Elec. Co., Inc.			
FOOTNOTE DATA			

Schedule Page: 328 Line No.: 1 Column: a

LIST OF UTILITY PARTICIPANTS

SUPPORTER

Eversource (The Connecticut Light & Power Company)
 New England Power Company (1)
 Eversource (NSTAR)
 Eversource (PSNH)
 Vermont Electric Power Company (2)
 Central Maine Power Company
 The United Illuminating Company
 Eversource (Western Mass Electric Company)
 Eversource (NSTAR)
 New England Power Company / Montaup Electric Company (1)
 Bangor Hydro-Electric Company
 Unifil Power Company
 Connecticut Municipal Electric Energy Cooperative
 Massachusetts Municipal Wholesale Electric Company (3)
 Town of Reading
 New England Power Company / Newport Electric Corporation (1)
 Fitchburg Gas & Electric
 Taunton Municipal Lighting Plant
 City of Chicopee Municipal Lighting Plant
 Town of Braintree
 City of Peabody
 City of Holyoke
 City of Westfield
 Town of Danvers
 Town of Shrewsbury
 Town of Hudson
 Town of Wakefield
 Eversource (Holyoke Water Power Company)
 Town of Hingham
 Town of Concord
 Town of South Hadley
 Town of North Attleborough
 Town of Middleborough
 Town of Holden
 Town of Groton
 Town of Princeton

- (1) associated company
 (2) representing 14 Vermont utilities
 (3) representing 29 Massachusetts utilities and 1 Rhode Island utility

Schedule Page: 328 Line No.: 1 Column: m

Revenue is from the monthly billings to participants under the (New England Hydro - Trans. Elec. Co., Inc.) support agreement. NEH

Name of Respondent New England Hydro-Trans. Elec. Co., Inc.		This Report Is: (1) <input checked="" type="checkbox"/> An Original (2) <input type="checkbox"/> A Resubmission		Date of Report (Mo, Da, Yr) 03/15/2019	Year/Period of Report End of <u>2018/Q4</u>
TRANSMISSION OF ELECTRICITY BY ISO/RTOs					
<p>1. Report in Column (a) the Transmission Owner receiving revenue for the transmission of electricity by the ISO/RTO.</p> <p>2. Use a separate line of data for each distinct type of transmission service involving the entities listed in Column (a).</p> <p>3. In Column (b) enter a Statistical Classification code based on the original contractual terms and conditions of the service as follows: FNO – Firm Network Service for Others, FNS – Firm Network Transmission Service for Self, LFP – Long-Term Firm Point-to-Point Transmission Service, OLF – Other Long-Term Firm Transmission Service, SFP – Short-Term Firm Point-to-Point Transmission Reservation, NF – Non-Firm Transmission Service, OS – Other Transmission Service and AD- Out-of-Period Adjustments. Use this code for any accounting adjustments or “true-ups” for service provided in prior reporting periods. Provide an explanation in a footnote for each adjustment. See General Instruction for definitions of codes.</p> <p>4. In column (c) identify the FERC Rate Schedule or tariff Number, on separate lines, list all FERC rate schedules or contract designations under which service, as identified in column (b) was provided.</p> <p>5. In column (d) report the revenue amounts as shown on bills or vouchers.</p> <p>6. Report in column (e) the total revenues distributed to the entity listed in column (a).</p>					
Line No.	Payment Received by (Transmission Owner Name) (a)	Statistical Classification (b)	FERC Rate Schedule or Tariff Number (c)	Total Revenue by Rate Schedule or Tariff (d)	Total Revenue (e)
1					
2					
3					
4					
5					
6					
7					
8					
9					
10					
11					
12					
13					
14					
15					
16					
17					
18					
19					
20					
21					
22					
23					
24					
25					
26					
27					
28					
29					
30					
31					
32					
33					
34					
35					
36					
37					
38					
39					
40	TOTAL				

Name of Respondent New England Hydro-Trans. Elec. Co., Inc.	This Report Is: (1) <input checked="" type="checkbox"/> An Original (2) <input type="checkbox"/> A Resubmission	Date of Report (Mo, Da, Yr) 03/15/2019	Year/Period of Report End of 2018/Q4
TRANSMISSION OF ELECTRICITY BY OTHERS (Account 565) (Including transactions referred to as "wheeling")			
<p>1. Report all transmission, i.e. wheeling or electricity provided by other electric utilities, cooperatives, municipalities, other public authorities, qualifying facilities, and others for the quarter.</p> <p>2. In column (a) report each company or public authority that provided transmission service. Provide the full name of the company, abbreviate if necessary, but do not truncate name or use acronyms. Explain in a footnote any ownership interest in or affiliation with the transmission service provider. Use additional columns as necessary to report all companies or public authorities that provided transmission service for the quarter reported.</p> <p>3. In column (b) enter a Statistical Classification code based on the original contractual terms and conditions of the service as follows: FNS - Firm Network Transmission Service for Self, LFP - Long-Term Firm Point-to-Point Transmission Reservations. OLF - Other Long-Term Firm Transmission Service, SFP - Short-Term Firm Point-to-Point Transmission Reservations, NF - Non-Firm Transmission Service, and OS - Other Transmission Service. See General Instructions for definitions of statistical classifications.</p> <p>4. Report in column (c) and (d) the total megawatt hours received and delivered by the provider of the transmission service.</p> <p>5. Report in column (e), (f) and (g) expenses as shown on bills or vouchers rendered to the respondent. In column (e) report the demand charges and in column (f) energy charges related to the amount of energy transferred. On column (g) report the total of all other charges on bills or vouchers rendered to the respondent, including any out of period adjustments. Explain in a footnote all components of the amount shown in column (g). Report in column (h) the total charge shown on bills rendered to the respondent. If no monetary settlement was made, enter zero in column (h). Provide a footnote explaining the nature of the non-monetary settlement, including the amount and type of energy or service rendered.</p> <p>6. Enter "TOTAL" in column (a) as the last line.</p> <p>7. Footnote entries and provide explanations following all required data.</p>			

Line No.	Name of Company or Public Authority (Footnote Affiliations) (a)	Statistical Classification (b)	TRANSFER OF ENERGY		EXPENSES FOR TRANSMISSION OF ELECTRICITY BY OTHERS			
			Megawatt-hours Received (c)	Megawatt-hours Delivered (d)	Demand Charges (\$) (e)	Energy Charges (\$) (f)	Other Charges (\$) (g)	Total Cost of Transmission (\$) (h)
1								
2								
3								
4								
5								
6								
7								
8								
9								
10								
11								
12								
13								
14								
15								
16								
	TOTAL							

Name of Respondent New England Hydro-Trans. Elec. Co., Inc.		This Report Is: (1) <input checked="" type="checkbox"/> An Original (2) <input type="checkbox"/> A Resubmission		Date of Report (Mo, Da, Yr) 03/15/2019		Year/Period of Report End of 2018/Q4	
MISCELLANEOUS GENERAL EXPENSES (Account 930.2) (ELECTRIC)							
Line No.	Description (a)					Amount (b)	
1	Industry Association Dues						
2	Nuclear Power Research Expenses						
3	Other Experimental and General Research Expenses						
4	Pub & Dist Info to Stkhldrs...expn servicing outstanding Securities						
5	Oth Expn >=5,000 show purpose, recipient, amount. Group if < \$5,000					264	
6							
7							
8							
9							
10							
11							
12							
13							
14							
15							
16							
17							
18							
19							
20							
21							
22							
23							
24							
25							
26							
27							
28							
29							
30							
31							
32							
33							
34							
35							
36							
37							
38							
39							
40							
41							
42							
43							
44							
45							
46	TOTAL					264	

Name of Respondent New England Hydro-Trans. Elec. Co., Inc.	This Report Is: (1) <input checked="" type="checkbox"/> An Original (2) <input type="checkbox"/> A Resubmission	Date of Report (Mo, Da, Yr) 03/15/2019	Year/Period of Report End of 2018/Q4
--	---	--	---

DEPRECIATION AND AMORTIZATION OF ELECTRIC PLANT (Account 403, 404, 405)
(Except amortization of aquisition adjustments)

1. Report in section A for the year the amounts for : (b) Depreciation Expense (Account 403; (c) Depreciation Expense for Asset Retirement Costs (Account 403.1; (d) Amortization of Limited-Term Electric Plant (Account 404); and (e) Amortization of Other Electric Plant (Account 405).

2. Report in Section 8 the rates used to compute amortization charges for electric plant (Accounts 404 and 405). State the basis used to compute charges and whether any changes have been made in the basis or rates used from the preceding report year.

3. Report all available information called for in Section C every fifth year beginning with report year 1971, reporting annually only changes to columns (c) through (g) from the complete report of the preceding year.

Unless composite depreciation accounting for total depreciable plant is followed, list numerically in column (a) each plant subaccount, account or functional classification, as appropriate, to which a rate is applied. Identify at the bottom of Section C the type of plant included in any sub-account used.

In column (b) report all depreciable plant balances to which rates are applied showing subtotals by functional Classifications and showing composite total. Indicate at the bottom of section C the manner in which column balances are obtained. If average balances, state the method of averaging used.

For columns (c), (d), and (e) report available information for each plant subaccount, account or functional classification Listed in column (a). If plant mortality studies are prepared to assist in estimating average service Lives, show in column (f) the type mortality curve selected as most appropriate for the account and in column (g), if available, the weighted average remaining life of surviving plant. If composite depreciation accounting is used, report available information called for in columns (b) through (g) on this basis.

4. If provisions for depreciation were made during the year in addition to depreciation provided by application of reported rates, state at the bottom of section C the amounts and nature of the provisions and the plant items to which related.

A. Summary of Depreciation and Amortization Charges						
Line No.	Functional Classification (a)	Depreciation Expense (Account 403) (b)	Depreciation Expense for Asset Retirement Costs (Account 403.1) (c)	Amortization of Limited Term Electric Plant (Account 404) (d)	Amortization of Other Electric Plant (Acc 405) (e)	Total (f)
1	Intangible Plant					
2	Steam Production Plant					
3	Nuclear Production Plant					
4	Hydraulic Production Plant-Conventional					
5	Hydraulic Production Plant-Pumped Storage					
6	Other Production Plant					
7	Transmission Plant	9,857,541				9,857,541
8	Distribution Plant					
9	Regional Transmission and Market Operation					
10	General Plant	41,037				41,037
11	Common Plant-Electric					
12	TOTAL	9,898,578				9,898,578

B. Basis for Amortization Charges

Name of Respondent New England Hydro-Trans. Elec. Co., Inc.		This Report Is: (1) <input checked="" type="checkbox"/> An Original (2) <input type="checkbox"/> A Resubmission		Date of Report (Mo, Da, Yr) 03/15/2019		Year/Period of Report End of 2018/Q4	
DEPRECIATION AND AMORTIZATION OF ELECTRIC PLANT (Continued)							
C. Factors Used in Estimating Depreciation Charges							
Line No.	Account No. (a)	Depreciable Plant Base (In Thousands) (b)	Estimated Avg. Service Life (c)	Net Salvage (Percent) (d)	Applied Depr. rates (Percent) (e)	Mortality Curve Type (f)	Average Remaining Life (g)
12							
13	350	2,903					2.00
14	352	47,934					2.00
15	353	187,527					2.00
16	354						2.00
17	355	10,852					2.00
18	356	3,054					2.00
19							
20							
21	394	1,875					2.00
22							
23							
24							
25							
26							
27							
28							
29							
30							
31							
32							
33							
34							
35							
36							
37							
38							
39							
40							
41							
42							
43							
44							
45							
46							
47							
48							
49							
50							

Name of Respondent New England Hydro-Trans. Elec. Co., Inc.	This Report Is: (1) <input checked="" type="checkbox"/> An Original (2) <input type="checkbox"/> A Resubmission	Date of Report (Mo, Da, Yr) 03/15/2019	Year/Period of Report End of 2018/Q4
--	---	--	---

REGULATORY COMMISSION EXPENSES

1. Report particulars (details) of regulatory commission expenses incurred during the current year (or incurred in previous years, if being amortized) relating to format cases before a regulatory body, or cases in which such a body was a party.

2. Report in columns (b) and (c), only the current year's expenses that are not deferred and the current year's amortization of amounts deferred in previous years.

Line No.	Description (Furnish name of regulatory commission or body the docket or case number and a description of the case) (a)	Assessed by Regulatory Commission (b)	Expenses of Utility (c)	Total Expense for Current Year (b) + (c) (d)	Deferred in Account 182.3 at Beginning of Year (e)
1					
2					
3					
4					
5					
6					
7					
8					
9					
10					
11					
12					
13					
14					
15					
16					
17					
18					
19					
20					
21					
22					
23					
24					
25					
26					
27					
28					
29					
30					
31					
32					
33					
34					
35					
36					
37					
38					
39					
40					
41					
42					
43					
44					
45					
46	TOTAL				

Name of Respondent New England Hydro-Trans. Elec. Co., Inc.	This Report Is: (1) <input checked="" type="checkbox"/> An Original (2) <input type="checkbox"/> A Resubmission	Date of Report (Mo, Da, Yr) 03/15/2019	Year/Period of Report End of 2018/Q4
--	---	--	---

REGULATORY COMMISSION EXPENSES (Continued)

3. Show in column (k) any expenses incurred in prior years which are being amortized. List in column (a) the period of amortization.
4. List in column (f), (g), and (h) expenses incurred during year which were charged currently to income, plant, or other accounts.
5. Minor items (less than \$25,000) may be grouped.

EXPENSES INCURRED DURING YEAR				AMORTIZED DURING YEAR			
CURRENTLY CHARGED TO			Deferred to Account 182.3 (i)	Contra Account (j)	Amount (k)	Deferred in Account 182.3 End of Year (l)	Line No.
Department (f)	Account No. (g)	Amount (h)					
							1
							2
							3
							4
							5
							6
							7
							8
							9
							10
							11
							12
							13
							14
							15
							16
							17
							18
							19
							20
							21
							22
							23
							24
							25
							26
							27
							28
							29
							30
							31
							32
							33
							34
							35
							36
							37
							38
							39
							40
							41
							42
							43
							44
							45
							46

Name of Respondent New England Hydro-Trans. Elec. Co., Inc.	This Report Is: (1) <input checked="" type="checkbox"/> An Original (2) <input type="checkbox"/> A Resubmission	Date of Report (Mo, Da, Yr) 03/15/2019	Year/Period of Report End of 2018/Q4
--	---	--	---

RESEARCH, DEVELOPMENT, AND DEMONSTRATION ACTIVITIES

1. Describe and show below costs incurred and accounts charged during the year for technological research, development, and demonstration (R, D & D) project initiated, continued or concluded during the year. Report also support given to others during the year for jointly-sponsored projects.(Identify recipient regardless of affiliation.) For any R, D & D work carried with others, show separately the respondent's cost for the year and cost chargeable to others (See definition of research, development, and demonstration in Uniform System of Accounts).

2. Indicate in column (a) the applicable classification, as shown below:

Classifications:

A. Electric R, D & D Performed Internally:

(1) Generation

a. hydroelectric

i. Recreation fish and wildlife

ii Other hydroelectric

b. Fossil-fuel steam

c. Internal combustion or gas turbine

d. Nuclear

e. Unconventional generation

f. Siting and heat rejection

(2) Transmission

a. Overhead

b. Underground

(3) Distribution

(4) Regional Transmission and Market Operation

(5) Environment (other than equipment)

(6) Other (Classify and include items in excess of \$50,000.)

(7) Total Cost Incurred

B. Electric, R, D & D Performed Externally:

(1) Research Support to the electrical Research Council or the Electric Power Research Institute

Line No.	Classification (a)	Description (b)
1		
2		
3		
4		
5		
6		
7		
8		
9		
10		
11		
12		
13		
14		
15		
16		
17		
18		
19		
20		
21		
22		
23		
24		
25		
26		
27		
28		
29		
30		
31		
32		
33		
34		
35		
36		
37		
38		

Name of Respondent New England Hydro-Trans. Elec. Co., Inc.	This Report Is: (1) <input checked="" type="checkbox"/> An Original (2) <input type="checkbox"/> A Resubmission	Date of Report (Mo, Da, Yr) 03/15/2019	Year/Period of Report End of 2018/Q4
--	---	--	---

RESEARCH, DEVELOPMENT, AND DEMONSTRATION ACTIVITIES (Continued)					
(2) Research Support to Edison Electric Institute (3) Research Support to Nuclear Power Groups (4) Research Support to Others (Classify) (5) Total Cost Incurred 3. Include in column (c) all R, D & D items performed internally and in column (d) those items performed outside the company costing \$50,000 or more, briefly describing the specific area of R, D & D (such as safety, corrosion control, pollution, automation, measurement, insulation, type of appliance, etc.). Group items under \$50,000 by classifications and indicate the number of items grouped. Under Other, (A (6) and B (4)) classify items by type of R, D & D activity. 4. Show in column (e) the account number charged with expenses during the year or the account to which amounts were capitalized during the year, listing Account 107, Construction Work in Progress, first. Show in column (f) the amounts related to the account charged in column (e) 5. Show in column (g) the total unamortized accumulating of costs of projects. This total must equal the balance in Account 188, Research, Development, and Demonstration Expenditures, Outstanding at the end of the year. 6. If costs have not been segregated for R, D &D activities or projects, submit estimates for columns (c), (d), and (f) with such amounts identified by "Est." 7. Report separately research and related testing facilities operated by the respondent.					

Costs Incurred Internally Current Year (c)	Costs Incurred Externally Current Year (d)	AMOUNTS CHARGED IN CURRENT YEAR		Unamortized Accumulation (g)	Line No.
		Account (e)	Amount (f)		
					1
					2
					3
					4
					5
					6
					7
					8
					9
					10
					11
					12
					13
					14
					15
					16
					17
					18
					19
					20
					21
					22
					23
					24
					25
					26
					27
					28
					29
					30
					31
					32
					33
					34
					35
					36
					37
					38

FERC FORM NO. 1 (ED. 12-88) Page 354

Name of Respondent New England Hydro-Trans. Elec. Co., Inc.		This Report Is: (1) <input checked="" type="checkbox"/> An Original (2) <input type="checkbox"/> A Resubmission		Date of Report (Mo, Da, Yr) 03/15/2019	Year/Period of Report End of 2018/Q4
DISTRIBUTION OF SALARIES AND WAGES (Continued)					
Line No.	Classification (a)	Direct Payroll Distribution (b)	Allocation of Payroll charged for Clearing Accounts (c)	Total (d)	
48	Distribution				
49	Administrative and General				
50	TOTAL Maint. (Enter Total of lines 43 thru 49)				
51	Total Operation and Maintenance				
52	Production-Manufactured Gas (Enter Total of lines 31 and 43)				
53	Production-Natural Gas (Including Expl. and Dev.) (Total lines 32,				
54	Other Gas Supply (Enter Total of lines 33 and 45)				
55	Storage, LNG Terminaling and Processing (Total of lines 31 thru				
56	Transmission (Lines 35 and 47)				
57	Distribution (Lines 36 and 48)				
58	Customer Accounts (Line 37)				
59	Customer Service and Informational (Line 38)				
60	Sales (Line 39)				
61	Administrative and General (Lines 40 and 49)				
62	TOTAL Operation and Maint. (Total of lines 52 thru 61)				
63	Other Utility Departments				
64	Operation and Maintenance				
65	TOTAL All Utility Dept. (Total of lines 28, 62, and 64)	2,577,456	5,308	2,582,764	
66	Utility Plant				
67	Construction (By Utility Departments)				
68	Electric Plant	185,529		185,529	
69	Gas Plant				
70	Other (provide details in footnote):				
71	TOTAL Construction (Total of lines 68 thru 70)	185,529		185,529	
72	Plant Removal (By Utility Departments)				
73	Electric Plant				
74	Gas Plant				
75	Other (provide details in footnote):				
76	TOTAL Plant Removal (Total of lines 73 thru 75)				
77	Other Accounts (Specify, provide details in footnote):				
78					
79					
80					
81					
82					
83	Miscellaneous Income Deductions	373		373	
84					
85					
86					
87					
88					
89					
90					
91					
92					
93					
94					
95	TOTAL Other Accounts	373		373	
96	TOTAL SALARIES AND WAGES	2,763,358	5,308	2,768,666	

Name of Respondent New England Hydro-Trans. Elec. Co., Inc.	This Report Is: (1) <input checked="" type="checkbox"/> An Original (2) <input type="checkbox"/> A Resubmission	Date of Report (Mo, Da, Yr) 03/15/2019	Year/Period of Report End of 2018/Q4
--	---	--	---

COMMON UTILITY PLANT AND EXPENSES

1. Describe the property carried in the utility's accounts as common utility plant and show the book cost of such plant at end of year classified by accounts as provided by Plant Instruction 13, Common Utility Plant, of the Uniform System of Accounts. Also show the allocation of such plant costs to the respective departments using the common utility plant and explain the basis of allocation used, giving the allocation factors.
2. Furnish the accumulated provisions for depreciation and amortization at end of year, showing the amounts and classifications of such accumulated provisions, and amounts allocated to utility departments using the Common utility plant to which such accumulated provisions relate, including explanation of basis of allocation and factors used.
3. Give for the year the expenses of operation, maintenance, rents, depreciation, and amortization for common utility plant classified by accounts as provided by the Uniform System of Accounts. Show the allocation of such expenses to the departments using the common utility plant to which such expenses are related. Explain the basis of allocation used and give the factors of allocation.
4. Give date of approval by the Commission for use of the common utility plant classification and reference to order of the Commission or other authorization.

Name of Respondent New England Hydro-Trans. Elec. Co., Inc.	This Report Is: (1) <input checked="" type="checkbox"/> An Original (2) <input type="checkbox"/> A Resubmission	Date of Report (Mo, Da, Yr) 03/15/2019	Year/Period of Report End of 2018/Q4
--	---	--	---

AMOUNTS INCLUDED IN ISO/RTO SETTLEMENT STATEMENTS

1. The respondent shall report below the details called for concerning amounts it recorded in Account 555, Purchase Power, and Account 447, Sales for Resale, for items shown on ISO/RTO Settlement Statements. Transactions should be separately netted for each ISO/RTO administered energy market for purposes of determining whether an entity is a net seller or purchaser in a given hour. Net megawatt hours are to be used as the basis for determining whether a net purchase or sale has occurred. In each monthly reporting period, the hourly sale and purchase net amounts are to be aggregated and separately reported in Account 447, Sales for Resale, or Account 555, Purchased Power, respectively.

Line No.	Description of Item(s) (a)	Balance at End of Quarter 1 (b)	Balance at End of Quarter 2 (c)	Balance at End of Quarter 3 (d)	Balance at End of Year (e)
1	Energy				
2	Net Purchases (Account 555)				
3	Net Sales (Account 447)				
4	Transmission Rights				
5	Ancillary Services				
6	Other Items (list separately)				
7					
8					
9					
10					
11					
12					
13					
14					
15					
16					
17					
18					
19					
20					
21					
22					
23					
24					
25					
26					
27					
28					
29					
30					
31					
32					
33					
34					
35					
36					
37					
38					
39					
40					
41					
42					
43					
44					
45					
46	TOTAL				

(6) On line 7 columns (b), (c), (d), (e), (f), and (g) report the total amount of all other types ancillary services purchased or sold during the year. Include in a footnote and specify the amount for each type of other ancillary service provided.

		Amount Purchased for the Year			Amount Sold for the Year		
		Usage - Related Billing Determinant			Usage - Related Billing Determinant		
Line No.	Type of Ancillary Service (a)	Number of Units (b)	Unit of Measure (c)	Dollars (d)	Number of Units (e)	Unit of Measure (f)	Dollars (g)
1	Scheduling, System Control and Dispatch						
2	Reactive Supply and Voltage						
3	Regulation and Frequency Response						
4	Energy Imbalance						
5	Operating Reserve - Spinning						
6	Operating Reserve - Supplement						
7	Other						
8	Total (Lines 1 thru 7)						

Name of Respondent New England Hydro-Trans. Elec. Co., Inc.	This Report Is: (1) <input checked="" type="checkbox"/> An Original (2) <input type="checkbox"/> A Resubmission	Date of Report (Mo, Da, Yr) 03/15/2019	Year/Period of Report End of 2018/Q4
--	---	--	---

MONTHLY TRANSMISSION SYSTEM PEAK LOAD

(1) Report the monthly peak load on the respondent's transmission system. If the respondent has two or more power systems which are not physically integrated, furnish the required information for each non-integrated system.

(2) Report on Column (b) by month the transmission system's peak load.

(3) Report on Columns (c) and (d) the specified information for each monthly transmission - system peak load reported on Column (b).

(4) Report on Columns (e) through (j) by month the system' monthly maximum megawatt load by statistical classifications. See General Instruction for the definition of each statistical classification.

NAME OF SYSTEM:

Line No.	Month (a)	Monthly Peak MW - Total (b)	Day of Monthly Peak (c)	Hour of Monthly Peak (d)	Firm Network Service for Self (e)	Firm Network Service for Others (f)	Long-Term Firm Point-to-point Reservations (g)	Other Long-Term Firm Service (h)	Short-Term Firm Point-to-point Reservation (i)	Other Service (j)
1	January									
2	February									
3	March									
4	Total for Quarter 1									
5	April									
6	May									
7	June									
8	Total for Quarter 2									
9	July									
10	August									
11	September									
12	Total for Quarter 3									
13	October									
14	November									
15	December									
16	Total for Quarter 4									
17	Total Year to Date/Year									

Name of Respondent New England Hydro-Trans. Elec. Co., Inc.	This Report Is: (1) <input checked="" type="checkbox"/> An Original (2) <input type="checkbox"/> A Resubmission	Date of Report (Mo, Da, Yr) 03/15/2019	Year/Period of Report End of <u>2018/Q4</u>
--	---	--	--

MONTHLY ISO/RTO TRANSMISSION SYSTEM PEAK LOAD

(1) Report the monthly peak load on the respondent's transmission system. If the Respondent has two or more power systems which are not physically integrated, furnish the required information for each non-integrated system.

(2) Report on Column (b) by month the transmission system's peak load.

(3) Report on Column (c) and (d) the specified information for each monthly transmission - system peak load reported on Column (b).

(4) Report on Columns (e) through (i) by month the system's transmission usage by classification. Amounts reported as Through and Out Service in Column (g) are to be excluded from those amounts reported in Columns (e) and (f).

(5) Amounts reported in Column (j) for Total Usage is the sum of Columns (h) and (i).

NAME OF SYSTEM:										
Line No.	Month	Monthly Peak MW - Total	Day of Monthly Peak	Hour of Monthly Peak	Imports into ISO/RTO	Exports from ISO/RTO	Through and Out Service	Network Service Usage	Point-to-Point Service Usage	Total Usage
	(a)	(b)	(c)	(d)	(e)	(f)	(g)	(h)	(i)	(j)
1	January									
2	February									
3	March									
4	Total for Quarter 1									
5	April									
6	May									
7	June									
8	Total for Quarter 2									
9	July									
10	August									
11	September									
12	Total for Quarter 3									
13	October									
14	November									
15	December									
16	Total for Quarter 4									
17	Total Year to Date/Year									

Name of Respondent New England Hydro-Trans. Elec. Co., Inc.		This Report Is: (1) <input checked="" type="checkbox"/> An Original (2) <input type="checkbox"/> A Resubmission		Date of Report (Mo, Da, Yr) 03/15/2019	Year/Period of Report End of 2018/Q4
ELECTRIC ENERGY ACCOUNT					
Report below the information called for concerning the disposition of electric energy generated, purchased, exchanged and wheeled during the year.					
Line No.	Item (a)	MegaWatt Hours (b)	Line No.	Item (a)	MegaWatt Hours (b)
1	SOURCES OF ENERGY		21	DISPOSITION OF ENERGY	
2	Generation (Excluding Station Use):		22	Sales to Ultimate Consumers (Including Interdepartmental Sales)	
3	Steam		23	Requirements Sales for Resale (See instruction 4, page 311.)	
4	Nuclear		24	Non-Requirements Sales for Resale (See instruction 4, page 311.)	
5	Hydro-Conventional		25	Energy Furnished Without Charge	
6	Hydro-Pumped Storage		26	Energy Used by the Company (Electric Dept Only, Excluding Station Use)	
7	Other		27	Total Energy Losses	
8	Less Energy for Pumping		28	TOTAL (Enter Total of Lines 22 Through 27) (MUST EQUAL LINE 20)	
9	Net Generation (Enter Total of lines 3 through 8)				
10	Purchases				
11	Power Exchanges:				
12	Received				
13	Delivered				
14	Net Exchanges (Line 12 minus line 13)				
15	Transmission For Other (Wheeling)				
16	Received				
17	Delivered				
18	Net Transmission for Other (Line 16 minus line 17)				
19	Transmission By Others Losses				
20	TOTAL (Enter Total of lines 9, 10, 14, 18 and 19)				

Name of Respondent New England Hydro-Trans. Elec. Co., Inc.	This Report Is: (1) <input checked="" type="checkbox"/> An Original (2) <input type="checkbox"/> A Resubmission	Date of Report (Mo, Da, Yr) 03/15/2019	Year/Period of Report End of <u>2018/Q4</u>
--	---	--	--

MONTHLY PEAKS AND OUTPUT

1. Report the monthly peak load and energy output. If the respondent has two or more power which are not physically integrated, furnish the required information for each non- integrated system.

2. Report in column (b) by month the system's output in Megawatt hours for each month.

3. Report in column (c) by month the non-requirements sales for resale. Include in the monthly amounts any energy losses associated with the sales.

4. Report in column (d) by month the system's monthly maximum megawatt load (60 minute integration) associated with the system.

5. Report in column (e) and (f) the specified information for each monthly peak load reported in column (d).

NAME OF SYSTEM:						
Line No.	Month (a)	Total Monthly Energy (b)	Monthly Non-Requirements Sales for Resale & Associated Losses (c)	MONTHLY PEAK		
				Megawatts (See Instr. 4) (d)	Day of Month (e)	Hour (f)
29	January				0	
30	February				0	
31	March				0	
32	April				0	
33	May				0	
34	June				0	
35	July				0	
36	August				0	
37	September				0	
38	October				0	
39	November				0	
40	December				0	
41	TOTAL					

STEAM-ELECTRIC GENERATING PLANT STATISTICS (Large Plants)

1. Report data for plant in Service only. 2. Large plants are steam plants with installed capacity (name plate rating) of 25,000 Kw or more. Report in this page gas-turbine and internal combustion plants of 10,000 Kw or more, and nuclear plants. 3. Indicate by a footnote any plant leased or operated as a joint facility. 4. If net peak demand for 60 minutes is not available, give data which is available, specifying period. 5. If any employees attend more than one plant, report on line 11 the approximate average number of employees assignable to each plant. 6. If gas is used and purchased on a therm basis report the Btu content or the gas and the quantity of fuel burned converted to Mct. 7. Quantities of fuel burned (Line 38) and average cost per unit of fuel burned (Line 41) must be consistent with charges to expense accounts 501 and 547 (Line 42) as show on Line 20. 8. If more than one fuel is burned in a plant furnish only the composite heat rate for all fuels burned.

Line No.	Item (a)	Plant Name: (b)	Plant Name: (c)
1	Kind of Plant (Internal Comb, Gas Turb, Nuclear		
2	Type of Constr (Conventional, Outdoor, Boiler, etc)		
3	Year Originally Constructed		
4	Year Last Unit was Installed		
5	Total Installed Cap (Max Gen Name Plate Ratings-MW)		
6	Net Peak Demand on Plant - MW (60 minutes)		
7	Plant Hours Connected to Load		
8	Net Continuous Plant Capability (Megawatts)		
9	When Not Limited by Condenser Water		
10	When Limited by Condenser Water		
11	Average Number of Employees		
12	Net Generation, Exclusive of Plant Use - KWh		
13	Cost of Plant: Land and Land Rights		
14	Structures and Improvements		
15	Equipment Costs		
16	Asset Retirement Costs		
17	Total Cost	0	0
18	Cost per KW of Installed Capacity (line 17/5) Including	0	0
19	Production Expenses: Oper, Supv, & Engr		
20	Fuel		
21	Coolants and Water (Nuclear Plants Only)		
22	Steam Expenses		
23	Steam From Other Sources		
24	Steam Transferred (Cr)		
25	Electric Expenses		
26	Misc Steam (or Nuclear) Power Expenses		
27	Rents		
28	Allowances		
29	Maintenance Supervision and Engineering		
30	Maintenance of Structures		
31	Maintenance of Boiler (or reactor) Plant		
32	Maintenance of Electric Plant		
33	Maintenance of Misc Steam (or Nuclear) Plant		
34	Total Production Expenses		
35	Expenses per Net KWh		
36	Fuel: Kind (Coal, Gas, Oil, or Nuclear)		
37	Unit (Coal-tons/Oil-barrel/Gas-mcf/Nuclear-indicate)		
38	Quantity (Units) of Fuel Burned		
39	Avg Heat Cont - Fuel Burned (btu/indicate if nuclear)		
40	Avg Cost of Fuel/unit, as Delvd f.o.b. during year		
41	Average Cost of Fuel per Unit Burned		
42	Average Cost of Fuel Burned per Million BTU		
43	Average Cost of Fuel Burned per KWh Net Gen		
44	Average BTU per KWh Net Generation		

STEAM-ELECTRIC GENERATING PLANT STATISTICS (Large Plants) (Continued)

9. Items under Cost of Plant are based on U. S. of A. Accounts. Production expenses do not include Purchased Power, System Control and Load Dispatching, and Other Expenses Classified as Other Power Supply Expenses. 10. For IC and GT plants, report Operating Expenses, Account Nos. 547 and 549 on Line 25 "Electric Expenses," and Maintenance Account Nos. 553 and 554 on Line 32, "Maintenance of Electric Plant." Indicate plants designed for peak load service. Designate automatically operated plants. 11. For a plant equipped with combinations of fossil fuel steam, nuclear steam, hydro, internal combustion or gas-turbine equipment, report each as a separate plant. However, if a gas-turbine unit functions in a combined cycle operation with a conventional steam unit, include the gas-turbine with the steam plant. 12. If a nuclear power generating plant, briefly explain by footnote (a) accounting method for cost of power generated including any excess costs attributed to research and development; (b) types of cost units used for the various components of fuel cost; and (c) any other informative data concerning plant type fuel used, fuel enrichment type and quantity for the report period and other physical and operating characteristics of plant.

Plant Name: (d)	Plant Name: (e)	Plant Name: (f)	Line No.
			1
			2
			3
			4
			5
			6
			7
			8
			9
			10
			11
			12
			13
			14
			15
			16
0	0	0	17
0	0	0	18
			19
			20
			21
			22
			23
			24
			25
			26
			27
			28
			29
			30
			31
			32
			33
			34
			35
			36
			37
			38
			39
			40
			41
			42
			43
			44

Name of Respondent New England Hydro-Trans. Elec. Co., Inc.		This Report Is: (1) <input checked="" type="checkbox"/> An Original (2) <input type="checkbox"/> A Resubmission		Date of Report (Mo, Da, Yr) 03/15/2019		Year/Period of Report End of <u>2018/Q4</u>	
HYDROELECTRIC GENERATING PLANT STATISTICS (Large Plants)							
1. Large plants are hydro plants of 10,000 Kw or more of installed capacity (name plate ratings) 2. If any plant is leased, operated under a license from the Federal Energy Regulatory Commission, or operated as a joint facility, indicate such facts in a footnote. If licensed project, give project number. 3. If net peak demand for 60 minutes is not available, give that which is available specifying period. 4. If a group of employees attends more than one generating plant, report on line 11 the approximate average number of employees assignable to each plant.							
Line No.	Item (a)	FERC Licensed Project No. 0 Plant Name: (b)	FERC Licensed Project No. 0 Plant Name: (c)				
1	Kind of Plant (Run-of-River or Storage)						
2	Plant Construction type (Conventional or Outdoor)						
3	Year Originally Constructed						
4	Year Last Unit was Installed						
5	Total installed cap (Gen name plate Rating in MW)	0.00	0.00				
6	Net Peak Demand on Plant-Megawatts (60 minutes)	0	0				
7	Plant Hours Connect to Load	0	0				
8	Net Plant Capability (in megawatts)						
9	(a) Under Most Favorable Oper Conditions	0	0				
10	(b) Under the Most Adverse Oper Conditions	0	0				
11	Average Number of Employees	0	0				
12	Net Generation, Exclusive of Plant Use - Kwh	0	0				
13	Cost of Plant						
14	Land and Land Rights	0	0				
15	Structures and Improvements	0	0				
16	Reservoirs, Dams, and Waterways	0	0				
17	Equipment Costs	0	0				
18	Roads, Railroads, and Bridges	0	0				
19	Asset Retirement Costs	0	0				
20	TOTAL cost (Total of 14 thru 19)	0	0				
21	Cost per KW of Installed Capacity (line 20 / 5)	0.0000	0.0000				
22	Production Expenses						
23	Operation Supervision and Engineering	0	0				
24	Water for Power	0	0				
25	Hydraulic Expenses	0	0				
26	Electric Expenses	0	0				
27	Misc Hydraulic Power Generation Expenses	0	0				
28	Rents	0	0				
29	Maintenance Supervision and Engineering	0	0				
30	Maintenance of Structures	0	0				
31	Maintenance of Reservoirs, Dams, and Waterways	0	0				
32	Maintenance of Electric Plant	0	0				
33	Maintenance of Misc Hydraulic Plant	0	0				
34	Total Production Expenses (total 23 thru 33)	0	0				
35	Expenses per net KWh	0.0000	0.0000				

Name of Respondent New England Hydro-Trans. Elec. Co., Inc.		This Report Is: (1) <input checked="" type="checkbox"/> An Original (2) <input type="checkbox"/> A Resubmission		Date of Report (Mo, Da, Yr) 03/15/2019	Year/Period of Report End of <u>2018/Q4</u>
HYDROELECTRIC GENERATING PLANT STATISTICS (Large Plants) (Continued)					
5. The items under Cost of Plant represent accounts or combinations of accounts prescribed by the Uniform System of Accounts. Production Expenses do not include Purchased Power, System control and Load Dispatching, and Other Expenses classified as "Other Power Supply Expenses."					
6. Report as a separate plant any plant equipped with combinations of steam, hydro, internal combustion engine, or gas turbine equipment.					
FERC Licensed Project No. 0 Plant Name: (d)	FERC Licensed Project No. 0 Plant Name: (e)	FERC Licensed Project No. 0 Plant Name: (f)	Line No.		
			1		
			2		
			3		
			4		
0.00	0.00	0.00	5		
0	0	0	6		
0	0	0	7		
			8		
0	0	0	9		
0	0	0	10		
0	0	0	11		
0	0	0	12		
			13		
0	0	0	14		
0	0	0	15		
0	0	0	16		
0	0	0	17		
0	0	0	18		
0	0	0	19		
0	0	0	20		
0.0000	0.0000	0.0000	21		
			22		
0	0	0	23		
0	0	0	24		
0	0	0	25		
0	0	0	26		
0	0	0	27		
0	0	0	28		
0	0	0	29		
0	0	0	30		
0	0	0	31		
0	0	0	32		
0	0	0	33		
0	0	0	34		
0.0000	0.0000	0.0000	35		

Name of Respondent New England Hydro-Trans. Elec. Co., Inc.		This Report Is: (1) <input checked="" type="checkbox"/> An Original (2) <input type="checkbox"/> A Resubmission		Date of Report (Mo, Da, Yr) 03/15/2019	Year/Period of Report End of <u>2018/Q4</u>
PUMPED STORAGE GENERATING PLANT STATISTICS (Large Plants)					
<p>1. Large plants and pumped storage plants of 10,000 Kw or more of installed capacity (name plate ratings)</p> <p>2. If any plant is leased, operating under a license from the Federal Energy Regulatory Commission, or operated as a joint facility, indicate such facts in a footnote. Give project number.</p> <p>3. If net peak demand for 60 minutes is not available, give the which is available, specifying period.</p> <p>4. If a group of employees attends more than one generating plant, report on line 8 the approximate average number of employees assignable to each plant.</p> <p>5. The items under Cost of Plant represent accounts or combinations of accounts prescribed by the Uniform System of Accounts. Production Expenses do not include Purchased Power System Control and Load Dispatching, and Other Expenses classified as "Other Power Supply Expenses."</p>					
Line No.	Item (a)			FERC Licensed Project No. Plant Name: (b)	
1	Type of Plant Construction (Conventional or Outdoor)				
2	Year Originally Constructed				
3	Year Last Unit was Installed				
4	Total installed cap (Gen name plate Rating in MW)				
5	Net Peak Demand on Plant-Megawatts (60 minutes)				
6	Plant Hours Connect to Load While Generating				
7	Net Plant Capability (in megawatts)				
8	Average Number of Employees				
9	Generation, Exclusive of Plant Use - Kwh				
10	Energy Used for Pumping				
11	Net Output for Load (line 9 - line 10) - Kwh				
12	Cost of Plant				
13	Land and Land Rights				
14	Structures and Improvements				
15	Reservoirs, Dams, and Waterways				
16	Water Wheels, Turbines, and Generators				
17	Accessory Electric Equipment				
18	Miscellaneous Powerplant Equipment				
19	Roads, Railroads, and Bridges				
20	Asset Retirement Costs				
21	Total cost (total 13 thru 20)				
22	Cost per KW of installed cap (line 21 / 4)				
23	Production Expenses				
24	Operation Supervision and Engineering				
25	Water for Power				
26	Pumped Storage Expenses				
27	Electric Expenses				
28	Misc Pumped Storage Power generation Expenses				
29	Rents				
30	Maintenance Supervision and Engineering				
31	Maintenance of Structures				
32	Maintenance of Reservoirs, Dams, and Waterways				
33	Maintenance of Electric Plant				
34	Maintenance of Misc Pumped Storage Plant				
35	Production Exp Before Pumping Exp (24 thru 34)				
36	Pumping Expenses				
37	Total Production Exp (total 35 and 36)				
38	Expenses per KWh (line 37 / 9)				

Name of Respondent New England Hydro-Trans. Elec. Co., Inc.		This Report Is: (1) <input checked="" type="checkbox"/> An Original (2) <input type="checkbox"/> A Resubmission		Date of Report (Mo, Da, Yr) 03/15/2019	Year/Period of Report End of <u>2018/Q4</u>
PUMPED STORAGE GENERATING PLANT STATISTICS (Large Plants) (Continued)					
<p>6. Pumping energy (Line 10) is that energy measured as input to the plant for pumping purposes.</p> <p>7. Include on Line 36 the cost of energy used in pumping into the storage reservoir. When this item cannot be accurately computed leave Lines 36, 37 and 38 blank and describe at the bottom of the schedule the company's principal sources of pumping power, the estimated amounts of energy from each station or other source that individually provides more than 10 percent of the total energy used for pumping, and production expenses per net MWH as reported herein for each source described. Group together stations and other resources which individually provide less than 10 percent of total pumping energy. If contracts are made with others to purchase power for pumping, give the supplier contract number, and date of contract.</p>					
FERC Licensed Project No. Plant Name: (c)	FERC Licensed Project No. Plant Name: (d)	FERC Licensed Project No. Plant Name: (e)	Line No.		
			1		
			2		
			3		
			4		
			5		
			6		
			7		
			8		
			9		
			10		
			11		
			12		
			13		
			14		
			15		
			16		
			17		
			18		
			19		
			20		
			21		
			22		
			23		
			24		
			25		
			26		
			27		
			28		
			29		
			30		
			31		
			32		
			33		
			34		
			35		
			36		
			37		
			38		

GENERATING PLANT STATISTICS (Small Plants)

1. Small generating plants are steam plants of, less than 25,000 Kw; internal combustion and gas turbine-plants, conventional hydro plants and pumped storage plants of less than 10,000 Kw installed capacity (name plate rating). 2. Designate any plant leased from others, operated under a license from the Federal Energy Regulatory Commission, or operated as a joint facility, and give a concise statement of the facts in a footnote. If licensed project, give project number in footnote.

Line No.	Name of Plant (a)	Year Orig. Const. (b)	Installed Capacity Name Plate Rating (In MW) (c)	Net Peak Demand MW (60 min.) (d)	Net Generation Excluding Plant Use (e)	Cost of Plant (f)
1						
2						
3						
4						
5						
6						
7						
8						
9						
10						
11						
12						
13						
14						
15						
16						
17						
18						
19						
20						
21						
22						
23						
24						
25						
26						
27						
28						
29						
30						
31						
32						
33						
34						
35						
36						
37						
38						
39						
40						
41						
42						
43						
44						
45						
46						

Name of Respondent New England Hydro-Trans. Elec. Co., Inc.	This Report Is: (1) <input checked="" type="checkbox"/> An Original (2) <input type="checkbox"/> A Resubmission	Date of Report (Mo, Da, Yr) 03/15/2019	Year/Period of Report End of 2018/Q4
--	---	--	---

GENERATING PLANT STATISTICS (Small Plants) (Continued)						
3. List plants appropriately under subheadings for steam, hydro, nuclear, internal combustion and gas turbine plants. For nuclear, see instruction 11, Page 403. 4. If net peak demand for 60 minutes is not available, give the which is available, specifying period. 5. If any plant is equipped with combinations of steam, hydro internal combustion or gas turbine equipment, report each as a separate plant. However, if the exhaust heat from the gas turbine is utilized in a steam turbine regenerative feed water cycle, or for preheated combustion air in a boiler, report as one plant.						
Plant Cost (Incl Asset Retire. Costs) Per MW (g)	Operation Exc'l. Fuel (h)	Production Expenses		Kind of Fuel (k)	Fuel Costs (in cents (per Million Btu) (l)	Line No.
		Fuel (i)	Maintenance (j)			
						1
						2
						3
						4
						5
						6
						7
						8
						9
						10
						11
						12
						13
						14
						15
						16
						17
						18
						19
						20
						21
						22
						23
						24
						25
						26
						27
						28
						29
						30
						31
						32
						33
						34
						35
						36
						37
						38
						39
						40
						41
						42
						43
						44
						45
						46

Name of Respondent New England Hydro-Trans. Elec. Co., Inc.	This Report Is: (1) <input checked="" type="checkbox"/> An Original (2) <input type="checkbox"/> A Resubmission	Date of Report (Mo, Da, Yr) 03/15/2019	Year/Period of Report End of 2018/Q4
--	---	--	---

TRANSMISSION LINE STATISTICS

1. Report information concerning transmission lines, cost of lines, and expenses for year. List each transmission line having nominal voltage of 132 kilovolts or greater. Report transmission lines below these voltages in group totals only for each voltage.

2. Transmission lines include all lines covered by the definition of transmission system plant as given in the Uniform System of Accounts. Do not report substation costs and expenses on this page.

3. Report data by individual lines for all voltages if so required by a State commission.

4. Exclude from this page any transmission lines for which plant costs are included in Account 121, Nonutility Property.

5. Indicate whether the type of supporting structure reported in column (e) is: (1) single pole wood or steel; (2) H-frame wood, or steel poles; (3) tower; or (4) underground construction If a transmission line has more than one type of supporting structure, indicate the mileage of each type of construction by the use of brackets and extra lines. Minor portions of a transmission line of a different type of construction need not be distinguished from the remainder of the line.

6. Report in columns (f) and (g) the total pole miles of each transmission line. Show in column (f) the pole miles of line on structures the cost of which is reported for the line designated; conversely, show in column (g) the pole miles of line on structures the cost of which is reported for another line. Report pole miles of line on leased or partly owned structures in column (g). In a footnote, explain the basis of such occupancy and state whether expenses with respect to such structures are included in the expenses reported for the line designated.

Line No.	DESIGNATION		VOLTAGE (KV) (Indicate where other than 60 cycle, 3 phase)		Type of Supporting Structure (e)	LENGTH (Pole miles) (In the case of underground lines report circuit miles)		Number Of Circuits (h)
	From (a)	To (b)	Operating (c)	Designed (d)		On Structure of Line Designated (f)	On Structures of Another Line (g)	
1	Sandy Pond HVDC Terminal	MA/NH Border	450.00	450.00	Steel	12.29		2
2								
3								
4								
5								
6								
7								
8								
9								
10								
11								
12								
13								
14								
15								
16								
17								
18								
19								
20								
21								
22								
23								
24								
25								
26								
27								
28								
29								
30								
31								
32								
33								
34								
35								
36					TOTAL	12.29		2

Name of Respondent New England Hydro-Trans. Elec. Co., Inc.	This Report Is: (1) <input checked="" type="checkbox"/> An Original (2) <input type="checkbox"/> A Resubmission	Date of Report (Mo, Da, Yr) 03/15/2019	Year/Period of Report End of 2018/Q4
--	---	--	---

TRANSMISSION LINE STATISTICS (Continued)

7. Do not report the same transmission line structure twice. Report Lower voltage Lines and higher voltage lines as one line. Designate in a footnote if you do not include Lower voltage lines with higher voltage lines. If two or more transmission line structures support lines of the same voltage, report the pole miles of the primary structure in column (f) and the pole miles of the other line(s) in column (g)
8. Designate any transmission line or portion thereof for which the respondent is not the sole owner. If such property is leased from another company, give name of lessor, date and terms of Lease, and amount of rent for year. For any transmission line other than a leased line, or portion thereof, for which the respondent is not the sole owner but which the respondent operates or shares in the operation of, furnish a succinct statement explaining the arrangement and giving particulars (details) of such matters as percent ownership by respondent in the line, name of co-owner, basis of sharing expenses of the Line, and how the expenses borne by the respondent are accounted for, and accounts affected. Specify whether lessor, co-owner, or other party is an associated company.
9. Designate any transmission line leased to another company and give name of Lessee, date and terms of lease, annual rent for year, and how determined. Specify whether lessee is an associated company.
10. Base the plant cost figures called for in columns (j) to (l) on the book cost at end of year.

Size of Conductor and Material (i)	COST OF LINE (Include in Column (j) Land, Land rights, and clearing right-of-way)			EXPENSES, EXCEPT DEPRECIATION AND TAXES				Line No.
	Land (j)	Construction and Other Costs (k)	Total Cost (l)	Operation Expenses (m)	Maintenance Expenses (n)	Rents (o)	Total Expenses (p)	
3-2839.3 ACSR	2,903,012	251,242,133	254,145,145					1
								2
								3
								4
								5
								6
								7
								8
								9
								10
								11
								12
								13
								14
								15
								16
								17
								18
								19
								20
								21
								22
								23
								24
								25
								26
								27
								28
								29
								30
								31
								32
								33
								34
								35
	2,903,012	251,242,133	254,145,145					36

TRANSMISSION LINES ADDED DURING YEAR

1. Report below the information called for concerning Transmission lines added or altered during the year. It is not necessary to report minor revisions of lines.

2. Provide separate subheadings for overhead and under- ground construction and show each transmission line separately. If actual costs of competed construction are not readily available for reporting columns (l) to (o), it is permissible to report in these columns the

Line No.	LINE DESIGNATION		Line Length in Miles	SUPPORTING STRUCTURE		CIRCUITS PER STRUCTURE	
	From (a)	To (b)		Type (d)	Average Number per Miles (e)	Present (f)	Ultimate (g)
1							
2							
3							
4							
5							
6							
7							
8							
9							
10							
11							
12							
13							
14							
15							
16							
17							
18							
19							
20							
21							
22							
23							
24							
25							
26							
27							
28							
29							
30							
31							
32							
33							
34							
35							
36							
37							
38							
39							
40							
41							
42							
43							
44	TOTAL						

Name of Respondent New England Hydro-Trans. Elec. Co., Inc.	This Report Is: (1) <input checked="" type="checkbox"/> An Original (2) <input type="checkbox"/> A Resubmission	Date of Report (Mo, Da, Yr) 03/15/2019	Year/Period of Report End of 2018/Q4
--	---	--	---

TRANSMISSION LINES ADDED DURING YEAR (Continued)

costs. Designate, however, if estimated amounts are reported. Include costs of Clearing Land and Rights-of-Way, and Roads and Trails, in column (l) with appropriate footnote, and costs of Underground Conduit in column (m).

3. If design voltage differs from operating voltage, indicate such fact by footnote; also where line is other than 60 cycle, 3 phase, indicate such other characteristic.

CONDUCTORS			Voltage KV (Operating) (k)	LINE COST					Line No.
Size (h)	Specification (i)	Configuration and Spacing (j)		Land and Land Rights (l)	Poles, Towers and Fixtures (m)	Conductors and Devices (n)	Asset Retire. Costs (o)	Total (p)	
									1
									2
									3
									4
									5
									6
									7
									8
									9
									10
									11
									12
									13
									14
									15
									16
									17
									18
									19
									20
									21
									22
									23
									24
									25
									26
									27
									28
									29
									30
									31
									32
									33
									34
									35
									36
									37
									38
									39
									40
									41
									42
									43
									44

SUBSTATIONS

1. Report below the information called for concerning substations of the respondent as of the end of the year.

2. Substations which serve only one industrial or street railway customer should not be listed below.

3. Substations with capacities of Less than 10 MVA except those serving customers with energy for resale, may be grouped according to functional character, but the number of such substations must be shown.

4. Indicate in column (b) the functional character of each substation, designating whether transmission or distribution and whether attended or unattended. At the end of the page, summarize according to function the capacities reported for the individual stations in column (f).

Line No.	Name and Location of Substation (a)	Character of Substation (b)	VOLTAGE (In MVA)		
			Primary (c)	Secondary (d)	Tertiary (e)
1					
2					
3					
4					
5					
6					
7					
8					
9					
10					
11					
12					
13					
14					
15					
16					
17					
18					
19					
20					
21					
22					
23					
24					
25					
26					
27					
28					
29					
30					
31					
32					
33					
34					
35					
36					
37					
38					
39					
40					

Name of Respondent New England Hydro-Trans. Elec. Co., Inc.	This Report Is: (1) <input checked="" type="checkbox"/> An Original (2) <input type="checkbox"/> A Resubmission	Date of Report (Mo, Da, Yr) 03/15/2019	Year/Period of Report End of 2018/Q4
--	---	--	---

SUBSTATIONS (Continued)

5. Show in columns (l), (j), and (k) special equipment such as rotary converters, rectifiers, condensers, etc. and auxiliary equipment for increasing capacity.

6. Designate substations or major items of equipment leased from others, jointly owned with others, or operated otherwise than by reason of sole ownership by the respondent. For any substation or equipment operated under lease, give name of lessor, date and period of lease, and annual rent. For any substation or equipment operated other than by reason of sole ownership or lease, give name of co-owner or other party, explain basis of sharing expenses or other accounting between the parties, and state amounts and accounts affected in respondent's books of account. Specify in each case whether lessor, co-owner, or other party is an associated company.

Capacity of Substation (In Service) (In MVA) (f)	Number of Transformers In Service (g)	Number of Spare Transformers (h)	CONVERSION APPARATUS AND SPECIAL EQUIPMENT			Line No.
			Type of Equipment (i)	Number of Units (j)	Total Capacity (In MVA) (k)	
						1
						2
						3
						4
						5
						6
						7
						8
						9
						10
						11
						12
						13
						14
						15
						16
						17
						18
						19
						20
						21
						22
						23
						24
						25
						26
						27
						28
						29
						30
						31
						32
						33
						34
						35
						36
						37
						38
						39
						40

Name of Respondent New England Hydro-Trans. Elec. Co., Inc.		This Report Is: (1) <input checked="" type="checkbox"/> An Original (2) <input type="checkbox"/> A Resubmission		Date of Report (Mo, Da, Yr) 03/15/2019		Year/Period of Report End of 2018/Q4	
TRANSACTIONS WITH ASSOCIATED (AFFILIATED) COMPANIES							
1. Report below the information called for concerning all non-power goods or services received from or provided to associated (affiliated) companies. 2. The reporting threshold for reporting purposes is \$250,000. The threshold applies to the annual amount billed to the respondent or billed to an associated/affiliated company for non-power goods and services. The good or service must be specific in nature. Respondents should not attempt to include or aggregate amounts in a nonspecific category such as "general". 3. Where amounts billed to or received from the associated (affiliated) company are based on an allocation process, explain in a footnote.							
Line No.	Description of the Non-Power Good or Service (a)	Name of Associated/Affiliated Company (b)		Account Charged or Credited (c)		Amount Charged or Credited (d)	
1	Non-power Goods or Services Provided by Affiliated						
2	Miscellaneous Labor, benefits and service	NGUSA Service Company		various		7,005,156	
3							
4							
5							
6							
7							
8							
9							
10							
11							
12							
13							
14							
15							
16							
17							
18							
19							
20	Non-power Goods or Services Provided for Affiliate						
21		N/A					
22							
23							
24							
25							
26							
27							
28							
29							
30							
31							
32							
33							
34							
35							
36							
37							
38							
39							
40							
41							
42							

Name of Respondent	This Report is: (1) <input checked="" type="checkbox"/> An Original (2) <input type="checkbox"/> A Resubmission	Date of Report (Mo, Da, Yr) 03/15/2019	Year/Period of Report 2018/Q4
New England Hydro-Trans. Elec. Co., Inc.			
FOOTNOTE DATA			

Schedule Page: 429 Line No.: 2 Column: d

A/P Cash Discounts T	(1,373)
Acc Contractor Costs	94
AD-COR RWIP-PM(PP)	16,155
AFUDC-Debt	1
AFUDC-Equity	3
AIC-107 CWIP-Add(PP)	393,144
Amort of Other Plant	112,358
Bad Debt Expense	1,779
Benefits-FAS106	54,311
Benefits-FAS112	(2,865)
Benefits-Group Life	18,393
Benefits-Health Care	319,932
Benefits-Other	3,000
Benefits-Payroll Tax	3
Benefits-Pension	208,766
Benefits-Thrift Plan	136,823
Benefits-WorkersComp	14,199
CivicAndPolitical Ac	1,704
Consultants	216,573
Consult-Legal Setlmt	52,656
Contr Srv-Agency	17,055
Contr Srv-Genrl/Oth	286,430
Contr Srv-LoB Ops	103,785
Contr Srv-Personnel	6,126
Contr-Police/Summons	15
DefComp Inv-Life Ins	77
DefComp Inv-Vanguard	515
Deprn Expense-LAB	1,432
Deprn Expense-MVOE	24,438
Deprn Expense-PAM	122
Div Inc-Rabbi Trust	-
Donations	773
Employee Expenses	-
Exchange Rate Diff	-
Expense - Clearing	-
Hardware	8,028
IC Rent/Lease-Non-RE	14
Int Exp-Unwind Disc	-
IntAndDiv Inc-RabbiT	-
Inventory - Stock	1,840
Maintenance Expense	(0)
Mat-Clothing And Sho	815
Mat-Outside Vendor	6
Mat-Stores Handling	(25,272)
NGT Share Awards	23,084
Non-Qual Pension	-
OPEB NonServiceCost	2,932
Oth Ded-Empl Var Pay	(347)
Other Deductions	1,586
Other Exp- Use Tax	1
Other Interest Exp	-
OthExp-Advertising	4
OthExp-Claims	(42)

Name of Respondent	This Report is: (1) <input checked="" type="checkbox"/> An Original (2) <input type="checkbox"/> A Resubmission	Date of Report (Mo, Da, Yr)	Year/Period of Report
New England Hydro-Trans. Elec. Co., Inc.		03/15/2019	2018/Q4
FOOTNOTE DATA			

OthExp-Corp Ins	212,981
OthExp-Dues/Subscript	6,362
OthExp-Mes/Frght/Lim	133
OthExp-Other	1,282,837
OthExp-Postage	541
OthExp-Print And Mai	396
OthExp-Pymts to Govt	37
OthExp-Reimbursement	(1,457)
OthExp-Sponsorships	1,195
OthExp-SrvCo Op Cost	194
OthExp-Supv And Admi	87
OthExp-Training	4,903
Outside Vendor-Stock	74,916
Pay-Gainsharing	(717)
Pay-Overtime Monthly	37,410
Pay-Overtime Weekly	148
Pay-Regular Monthly	2,092,504
Pay-Regular Weekly	14,215
Pay-Time Not Worked	338,281
Pay-Variable-APP	404,685
Pay-Variable-Payroll	33,407
Pay-Var-Sales Comm	(164)
Pens NonServiceCost	156,655
Rent/Lse Non-RealEst	2,195
Rent/Lse Real Estate	68,579
RIzd G/L DfdComp Inv	-
Software	148,582
Stores Clearing-Dr	2,047
Telcom-Cell Phones	2,419
Telecom-Phones	12,780
Transp Exp-Clearing	109,896
Transp Exp-Gas/Fuel	32
Tx Oth Inc Tx-Misc	-
TX-FICA CoPrt	-
Total:	7,005,156

INDEX

Schedule

Page No.

Accrued and prepaid taxes	262-263
Accumulated Deferred Income Taxes	234
	272-277
Accumulated provisions for depreciation of	
common utility plant	356
utility plant	219
utility plant (summary)	200-201
Advances	
from associated companies	256-257
Allowances	228-229
Amortization	
miscellaneous	340
of nuclear fuel	202-203
Appropriations of Retained Earnings	118-119
Associated Companies	
advances from	256-257
corporations controlled by respondent	103
control over respondent	102
interest on debt to	256-257
Attestation	i
Balance sheet	
comparative	110-113
notes to	122-123
Bonds	256-257
Capital Stock	251
expense	254
premiums	252
reacquired	251
subscribed	252
Cash flows, statement of	120-121
Changes	
important during year	108-109
Construction	
work in progress - common utility plant	356
work in progress - electric	216
work in progress - other utility departments	200-201
Control	
corporations controlled by respondent	103
over respondent	102
Corporation	
controlled by	103
incorporated	101
CPA, background information on	101
CPA Certification, this report form	i-ii

Schedule
Page No.

Deferred

credits, other	269
debts, miscellaneous	233
income taxes accumulated - accelerated	
amortization property	272-273
income taxes accumulated - other property	274-275
income taxes accumulated - other	276-277
income taxes accumulated - pollution control facilities	234

Definitions, this report form	iii
-------------------------------------	-----

Depreciation and amortization

of common utility plant	356
of electric plant	219
	336-337

Directors	105
-----------------	-----

Discount - premium on long-term debt	256-257
--	---------

Distribution of salaries and wages	354-355
--	---------

Dividend appropriations	118-119
-------------------------------	---------

Earnings, Retained	118-119
--------------------------	---------

Electric energy account	401
-------------------------------	-----

Expenses

electric operation and maintenance	320-323
electric operation and maintenance, summary	323
unamortized debt	256

Extraordinary property losses	230
-------------------------------------	-----

Filing requirements, this report form

General information	101
---------------------------	-----

Instructions for filing the FERC Form 1	i-iv
---	------

Generating plant statistics

hydroelectric (large)	406-407
pumped storage (large)	408-409
small plants	410-411
steam-electric (large)	402-403

Hydro-electric generating plant statistics	406-407
--	---------

Identification	101
----------------------	-----

Important changes during year	108-109
-------------------------------------	---------

Income

statement of, by departments	114-117
statement of, for the year (see also revenues)	114-117
deductions, miscellaneous amortization	340
deductions, other income deduction	340
deductions, other interest charges	340

Incorporation information	101
---------------------------------	-----

SchedulePage No.

Interest	
charges, paid on long-term debt, advances, etc	256-257
Investments	
nonutility property	221
subsidiary companies	224-225
Investment tax credits, accumulated deferred	266-267
Law, excerpts applicable to this report form	iv
List of schedules, this report form	2-4
Long-term debt	256-257
Losses-Extraordinary property	230
Materials and supplies	227
Miscellaneous general expenses	335
Notes	
to balance sheet	122-123
to statement of changes in financial position	122-123
to statement of income	122-123
to statement of retained earnings	122-123
Nonutility property	221
Nuclear fuel materials	202-203
Nuclear generating plant, statistics	402-403
Officers and officers' salaries	104
Operating	
expenses-electric	320-323
expenses-electric (summary)	323
Other	
paid-in capital	253
donations received from stockholders	253
gains on resale or cancellation of reacquired	
capital stock	253
miscellaneous paid-in capital	253
reduction in par or stated value of capital stock	253
regulatory assets	232
regulatory liabilities	278
Peaks, monthly, and output	401
Plant, Common utility	
accumulated provision for depreciation	356
acquisition adjustments	356
allocated to utility departments	356
completed construction not classified	356
construction work in progress	356
expenses	356
held for future use	356
in service	356
leased to others	356
Plant data	336-337
	401-429

<u>Schedule</u>	<u>Page No.</u>
Plant - electric	
accumulated provision for depreciation	219
construction work in progress	216
held for future use	214
in service	204-207
leased to others	213
Plant - utility and accumulated provisions for depreciation	
amortization and depletion (summary)	201
Pollution control facilities, accumulated deferred	
income taxes	234
Power Exchanges	326-327
Premium and discount on long-term debt	256
Premium on capital stock	251
Prepaid taxes	262-263
Property - losses, extraordinary	230
Pumped storage generating plant statistics	408-409
Purchased power (including power exchanges)	326-327
Reacquired capital stock	250
Reacquired long-term debt	256-257
Receivers' certificates	256-257
Reconciliation of reported net income with taxable income	
from Federal income taxes	261
Regulatory commission expenses deferred	233
Regulatory commission expenses for year	350-351
Research, development and demonstration activities	352-353
Retained Earnings	
amortization reserve Federal	119
appropriated	118-119
statement of, for the year	118-119
unappropriated	118-119
Revenues - electric operating	300-301
Salaries and wages	
directors fees	105
distribution of	354-355
officers'	104
Sales of electricity by rate schedules	304
Sales - for resale	310-311
Salvage - nuclear fuel	202-203
Schedules, this report form	2-4
Securities	
exchange registration	250-251
Statement of Cash Flows	120-121
Statement of income for the year	114-117
Statement of retained earnings for the year	118-119
Steam-electric generating plant statistics	402-403
Substations	426
Supplies - materials and	227

<u>Schedule</u>	<u>Page No.</u>
Taxes	
accrued and prepaid	262-263
charged during year	262-263
on income, deferred and accumulated	234
	272-277
reconciliation of net income with taxable income for	261
Transformers, line - electric	429
Transmission	
lines added during year	424-425
lines statistics	422-423
of electricity for others	328-330
of electricity by others	332
Unamortized	
debt discount	256-257
debt expense	256-257
premium on debt	256-257
Unrecovered Plant and Regulatory Study Costs	230