

## North Attleboro

500 East Washington Street, 2nd Floor  
North Attleboro, MA 02760  
Phone: 508-699-0119  
Fax: 508-699-0127

### Board Members

Linda Catanzariti, Michael Cornetta,  
Brian Brousseau, Craig Chapman\*,  
Lynn Carley  
\*indicates Chairperson

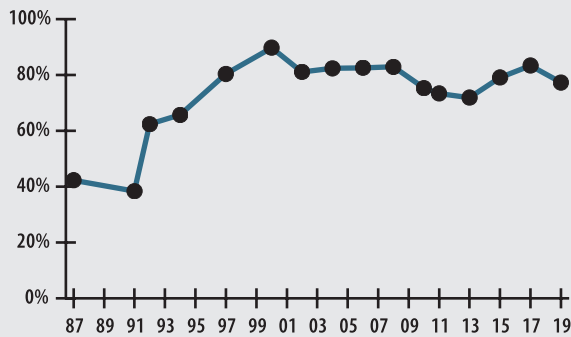
### Board Administrator

Sharon Sullivan

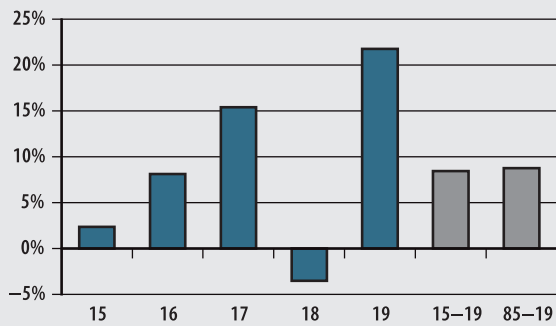
### Board Meeting

4th Thursday of the month at 4:30 pm

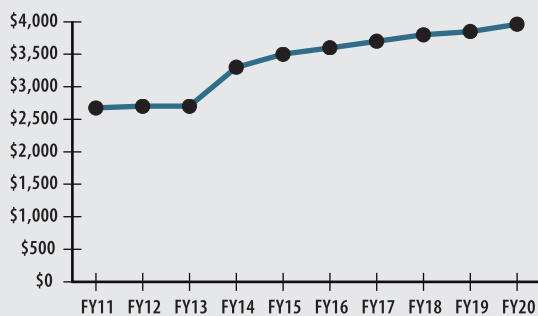
### FUNDED RATIO (1987-2019)



### INVESTMENT RETURN (2015-2019, 5 YEAR AND 35 YEAR AVERAGES)



### 10-YEAR HISTORY OF APPROPRIATIONS (IN THOUSANDS)



### INVESTMENT RETURN HISTORY

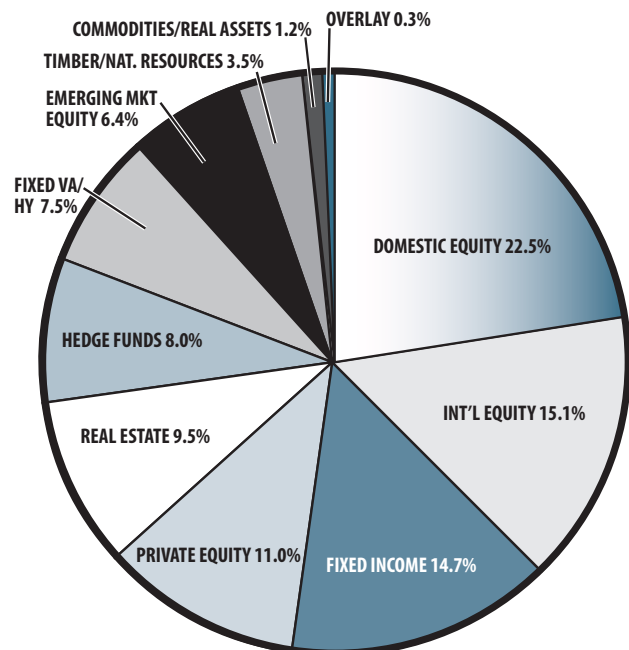
<u>35 years 2019</u>	<u>34 years 2018</u>	<u>33 years 2017</u>
8.77%	8.41%	8.79%
<u>10 years 2019</u>	<u>10 years 2018</u>	<u>10 years 2017</u>
9.80%	9.57%	6.95%
<u>5 years 2019</u>	<u>5 years 2018</u>	<u>5 years 2017</u>
8.47%	5.90%	10.56%

## ACTUARIAL

▶ Funded Ratio	77.3%
▶ Date of Last Valuation	1/1/19
▶ Actuary	Sherman
▶ Assumed Rate of Return	7.50%
▶ Funding Schedule	Approximately 5.6% Total Increasing
▶ Year Fully Funded	2032
▶ Unfunded Liability	\$34.7 M
▶ Total Pension Appropriation (Fiscal 2020)	\$4.0 M

	ACTIVE	RETIRED
▶ Number of Members	496	290
▶ Total Payroll/Benefit	\$25.2 M	\$7.7 M
▶ Average Salary/Benefit	\$50,700	\$26,600
▶ Average Age	NA	71
▶ Average Service	NA	NA

## ASSET ALLOCATION (12/31/19)



## EARNED INCOME OF DISABILITY RETIREES (2018)

▶ Number of Disability Retirees	25
▶ Number Who Reported Earnings	11
▶ Number of Excess Earners	1
▶ Total Amount of Refund Due	\$422.03

▶ 2019 Return	21.77%
▶ 2019 Market Value	\$132.9 M
▶ 2015-2019 (Annualized)	8.47%
▶ 1985-2019 (Annualized)	8.77%