

Northampton

CONTACT INFORMATION

240 Main Street
 First Floor
 Northampton, MA 01060
 Phone 413-587-1211
 Fax 413-587-1278

BOARD MEMBERS

Joyce Karpinski*
 Charlene Nardi
 Tammy Suprenant
 Michael Lyons
 Thomas Sullivan
 *indicates Chairperson

BOARD ADMINISTRATOR

David Shipka

SYSTEM MEMBERS

Active Members645
 Total Payroll\$30.9 M
 Average Salary\$47,800
 Average Age47
 Average Service 10.4

 Retired Members.....451
 Benefits Paid\$11.2 M
 Average Benefit\$24,800
 Average Age71

2019 EARNED INCOME OF DISABILITY RETIREES:

Disability Retirees30
 Reported Earnings 13
 Excess Earners.....0
 Refund Due\$0

Last Valuation: 1/1/20
 Actuary: Stone



\$164.2 M
 Market Value

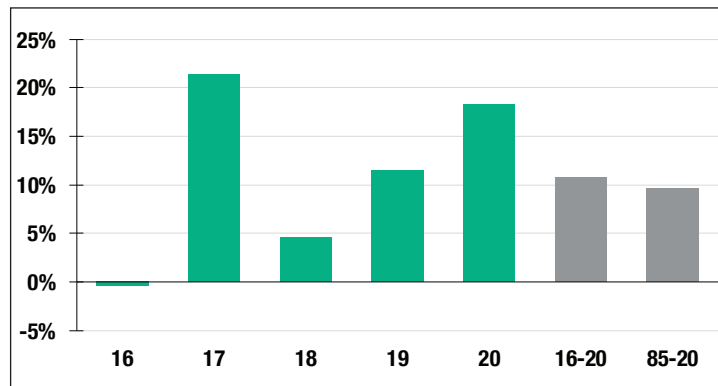
18.39%
 2020 Returns

9.84%
 2011-2020
 (Annualized)

9.63%
 1985-2020
 (Annualized)

Investment Returns

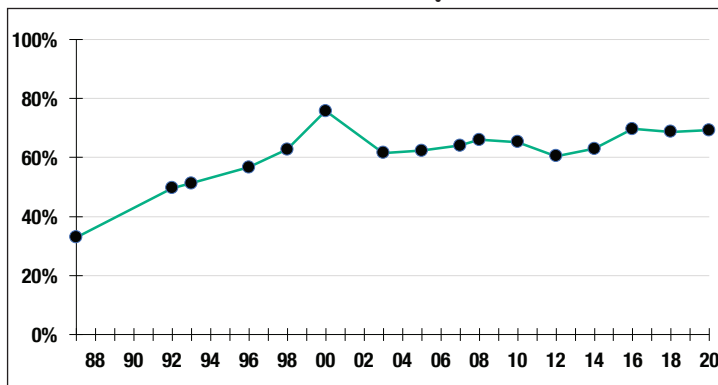
(2016-2020, 5-Year & 36-Year Averages, as of 12/31/20)



7.13%

Assumed Rate of Return

Funded Ratio History (1987-2020)



69.2%

Funded Ratio

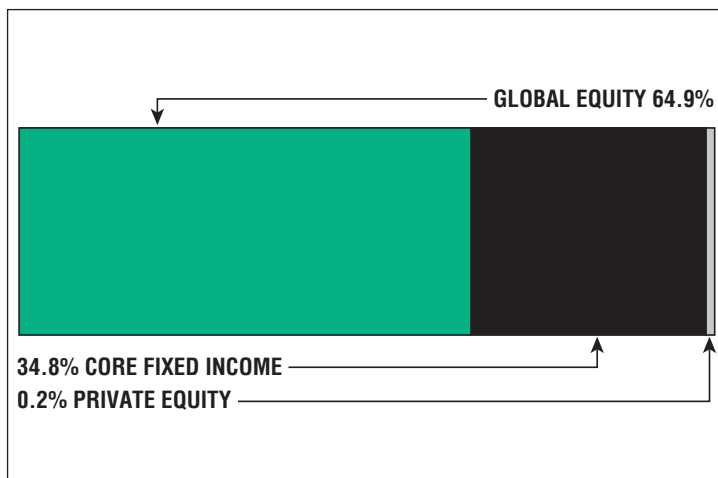
2037

Fully Funded

4.0% Increasing

Funding Schedule

Asset Allocation [12/31/20]



\$60.8 M

Unfunded Liability

\$6.9 M
 (FY2021)

Total Pension Appropriation