

Expedited Psychiatric Inpatient Admission Dashboard – October 2019¹

Expedited Psychiatric Inpatient Admission Dashboard	October 2019				September 2019		Variance (Sept. vs. Oct.)		Percent Change (Sept. vs. Oct.)		YTD		
	Referrals		Time to Placement (Days) ²		Referrals	ATP ³	Referrals	ATP ³	Referrals	ATP ³	Referrals	ATP ³	
			Average	Max									
SUMMARY	163		1.88	18	79	2.37	84	-0.49	106%	-21%	746	1.86	
Age Groups													
0-12	45	28%	2.16	11	16	20%	2.50	29	-0.34	181%	-14%	231	1.96
13-17	48	29%	2.08	18	9	11%	2.78	39	-0.70	433%	-25%	141	2.07
Subtotal: 0-17	93	57%	2.12	18	25	32%	2.60	68	-0.48	272%	-18%	372	2.00
18-22	7	4%	2.43	10	3	4%	1.33	4	1.10	133%	83%	43	2.58
23-64	48	29%	1.29	3	36	46%	2.75	12	-1.46	33%	-53%	257	1.71
65+	15	9%	2.00	8	15	19%	1.27	0	0.73	0%	57%	74	1.28
Insurance Coverage													
Commercial	35	21%	1.66	11	7	9%	4.57	28	-2.91	400%	-64%	92	2.32
Health Safety Net	2	1%	0.00	0	1	1%	0.00	1	0.00	100%	----	11	0.91
MassHealth ACO/MCO ⁴	65	40%	2.31	18	25	32%	2.64	40	-0.33	160%	-13%	320	2.11
MassHealth Fee-for-Service	1	1%	4.00	4	1	1%	1.00	0	3.00	0%	300%	17	2.06
MassHealth (Unspecified)	12	7%	1.33	4	7	9%	1.14	5	0.19	71%	17%	39	1.38
Medicare Only	5	3%	2.20	5	7	9%	1.86	-2	0.34	-29%	18%	34	1.56
Medicaid only - Out of State	0	0%	0.00	0	2	3%	1.00	-2	-1.00	-100%	-100%	11	1.18
Medicaid-Medicare	29	18%	1.69	8	21	27%	2.52	8	-0.83	38%	-33%	127	1.65
Tricare (VA)	0	0%	0.00	0	0	0%	0.00	0	0.00	----	----	2	1.50
Uninsured	14	9%	1.29	3	8	10%	1.50	6	-0.21	75%	-14%	93	1.34
State Agency Engagement													
DCF	37		2.81	18	6		3.00	31	-0.19	517%	-6%	148	2.24
DDS	3		2.67	4	4		8.00	-1	-5.33	-25%	-67%	34	4.06
DMH	31		2.13	18	18		2.11	13	0.02	72%	1%	96	1.95
DYS	3		1.00	2	2		1.50	1	-0.50	50%	-33%	8	1.13

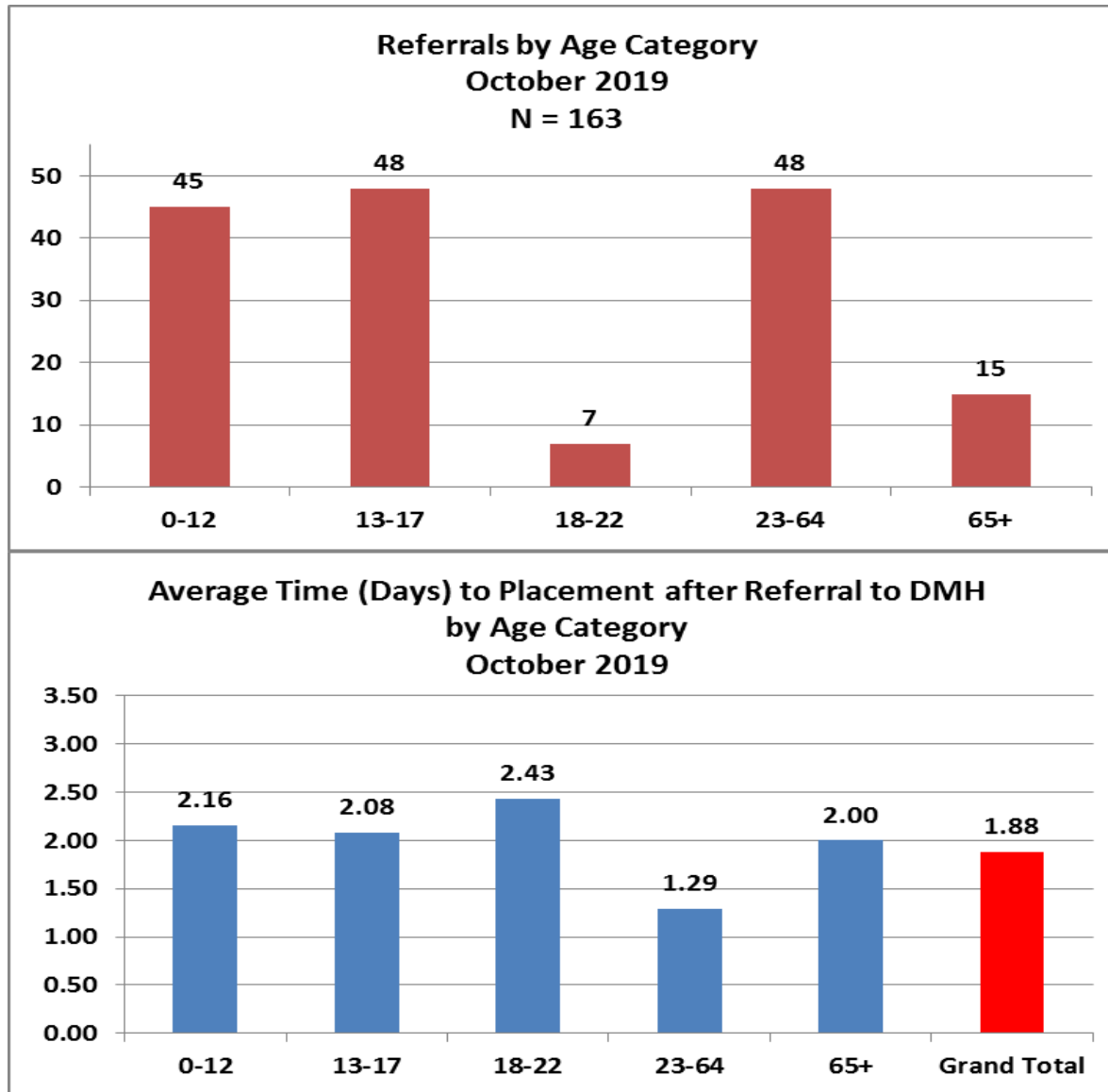
¹ This report covers the individuals who were referred to DMH (163) during the month of October.

² Time to placement is calculated as the number of days after DMH receives a referral and the patient is placed/discharged from the Emergency Room.

³ ATP: Average Time to Placement

⁴ ACO/MCO data includes the PCC Plan

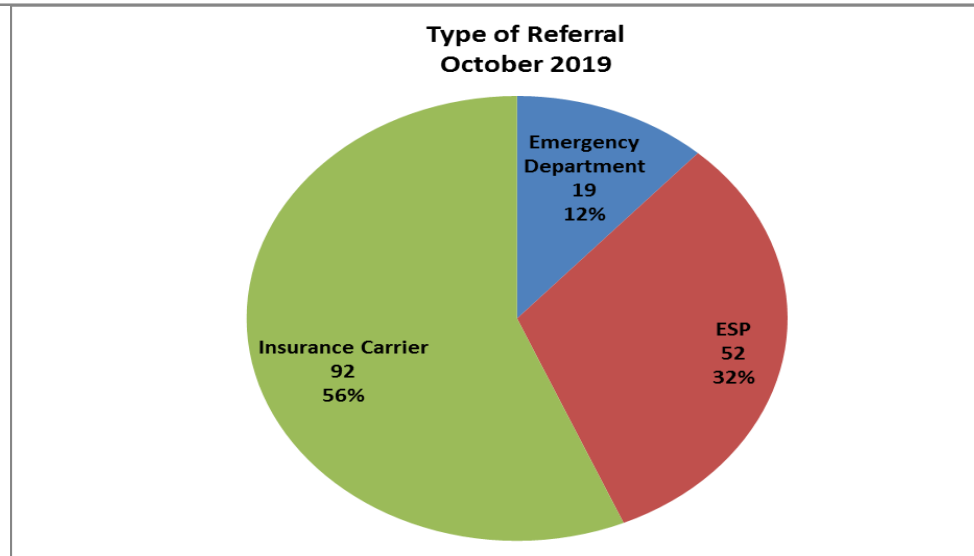
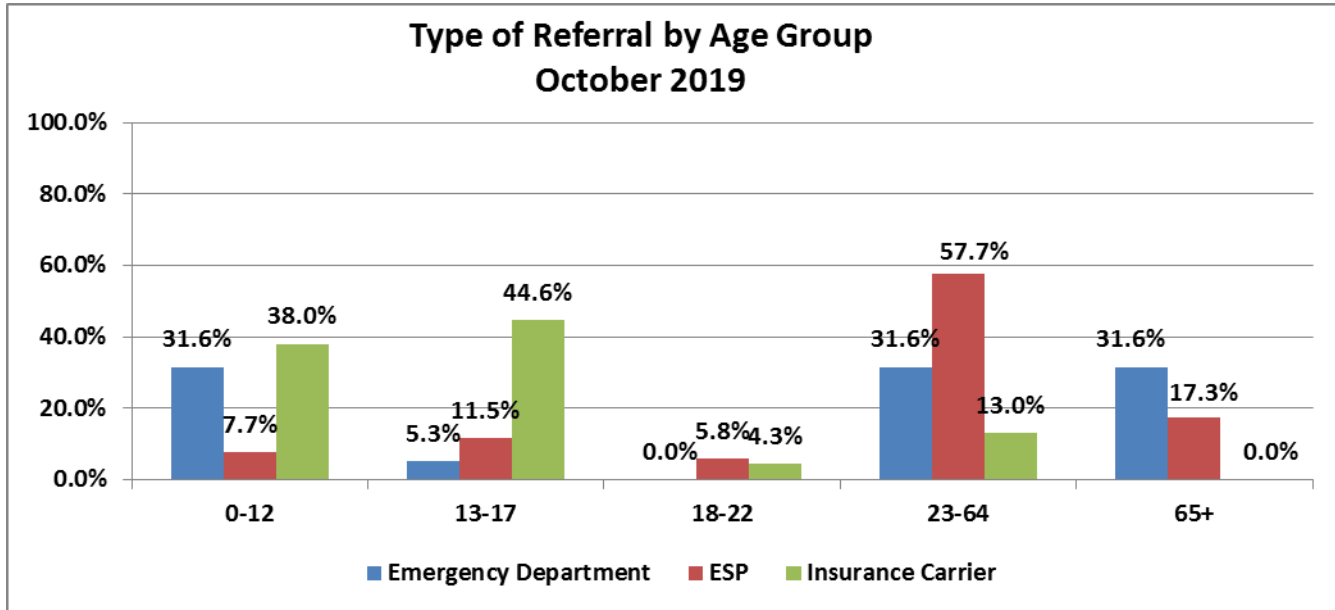
Expedited Psychiatric Inpatient Admission Dashboard
October 2019 Summary Statistics
Total Number of Referrals – 163



Expedited Psychiatric Inpatient Admission Dashboard

October 2019 Summary Statistics

Total Number of Referrals – 163

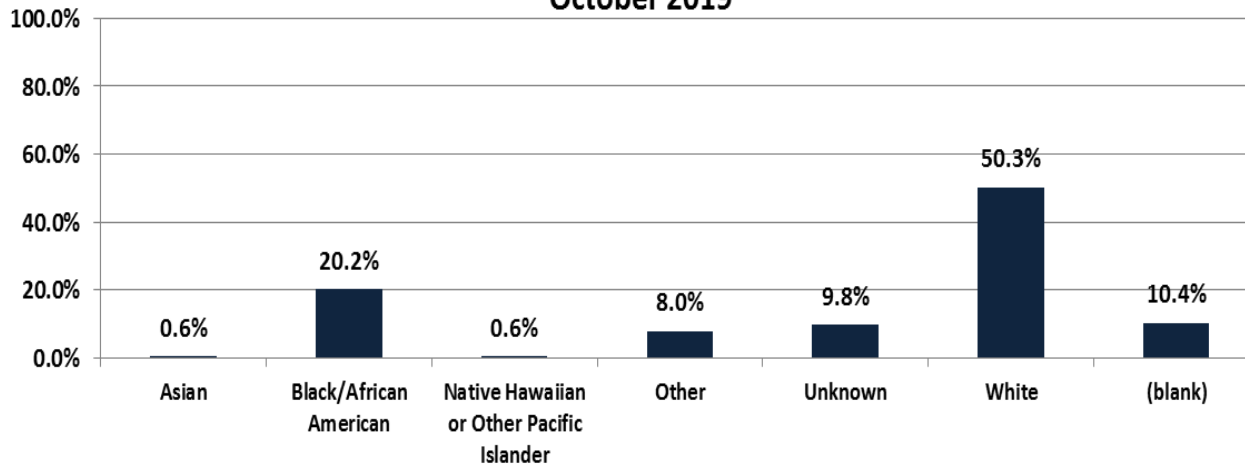


Expedited Psychiatric Inpatient Admission Dashboard

October 2019 Summary Statistics

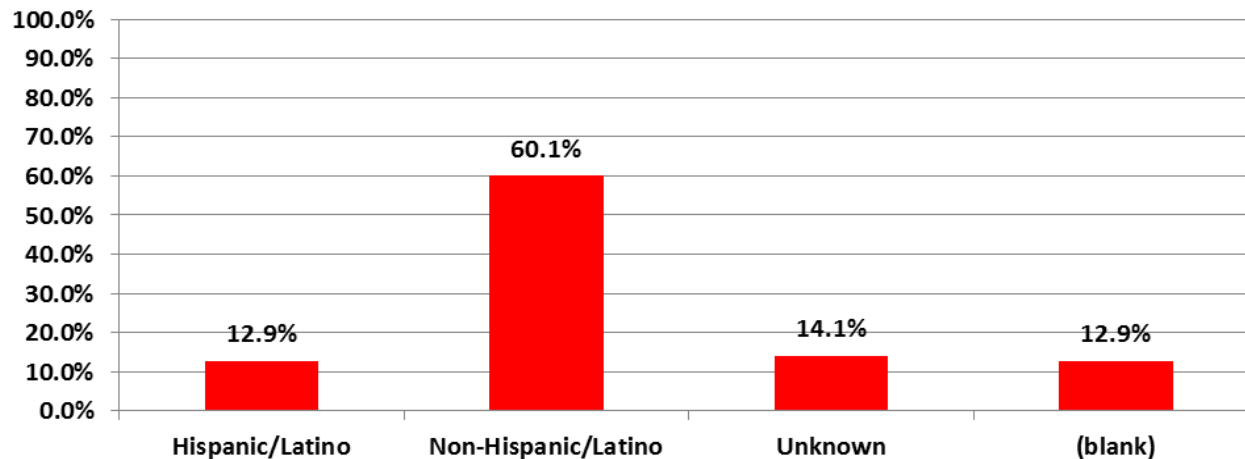
Total Number of Referrals – 163

Percentage of Referrals by Race
October 2019



Number of Referrals by Race- October 2019	
Asian	1
Black/African American	33
Native Hawaiian or Other Pacific Islander	1
Other	13
Unknown	16
White	82
(blank)	17
Total	163

Percentage of Referrals by Ethnicity
October 2019



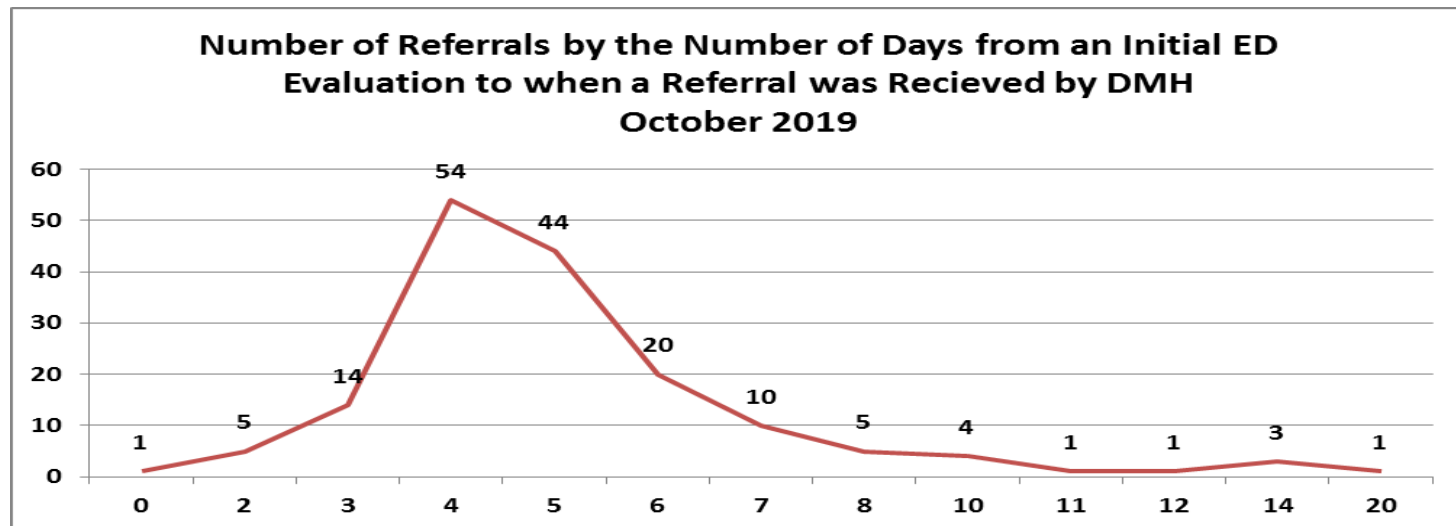
Number of Referrals by Ethnicity - October 2019	
Hispanic/Latino	21
Non-Hispanic/Latino	98
Unknown	23
(blank)	21
Total	163

Expedited Psychiatric Inpatient Admission Dashboard

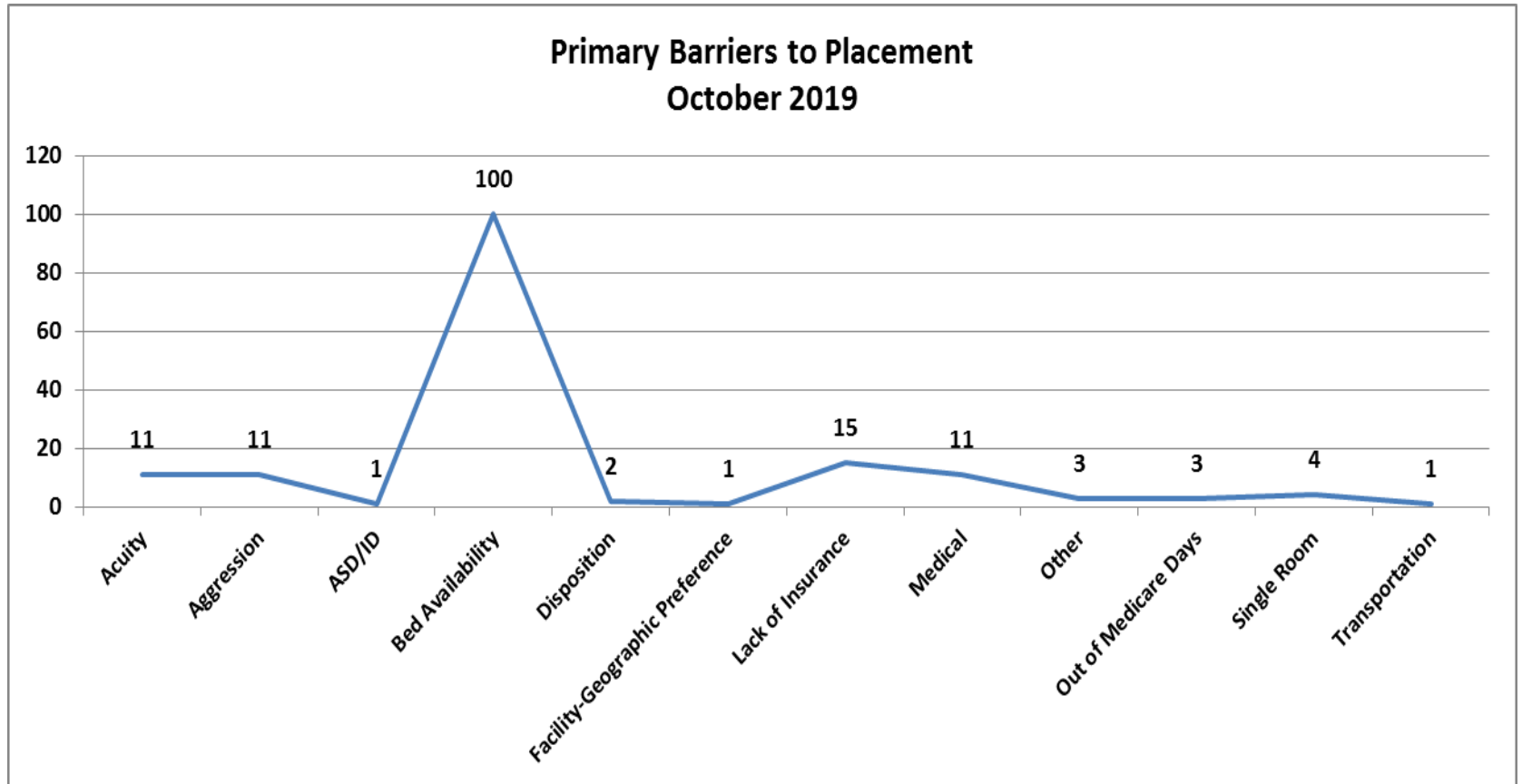
October 2019 Summary Statistics

Total Number of Referrals – 163

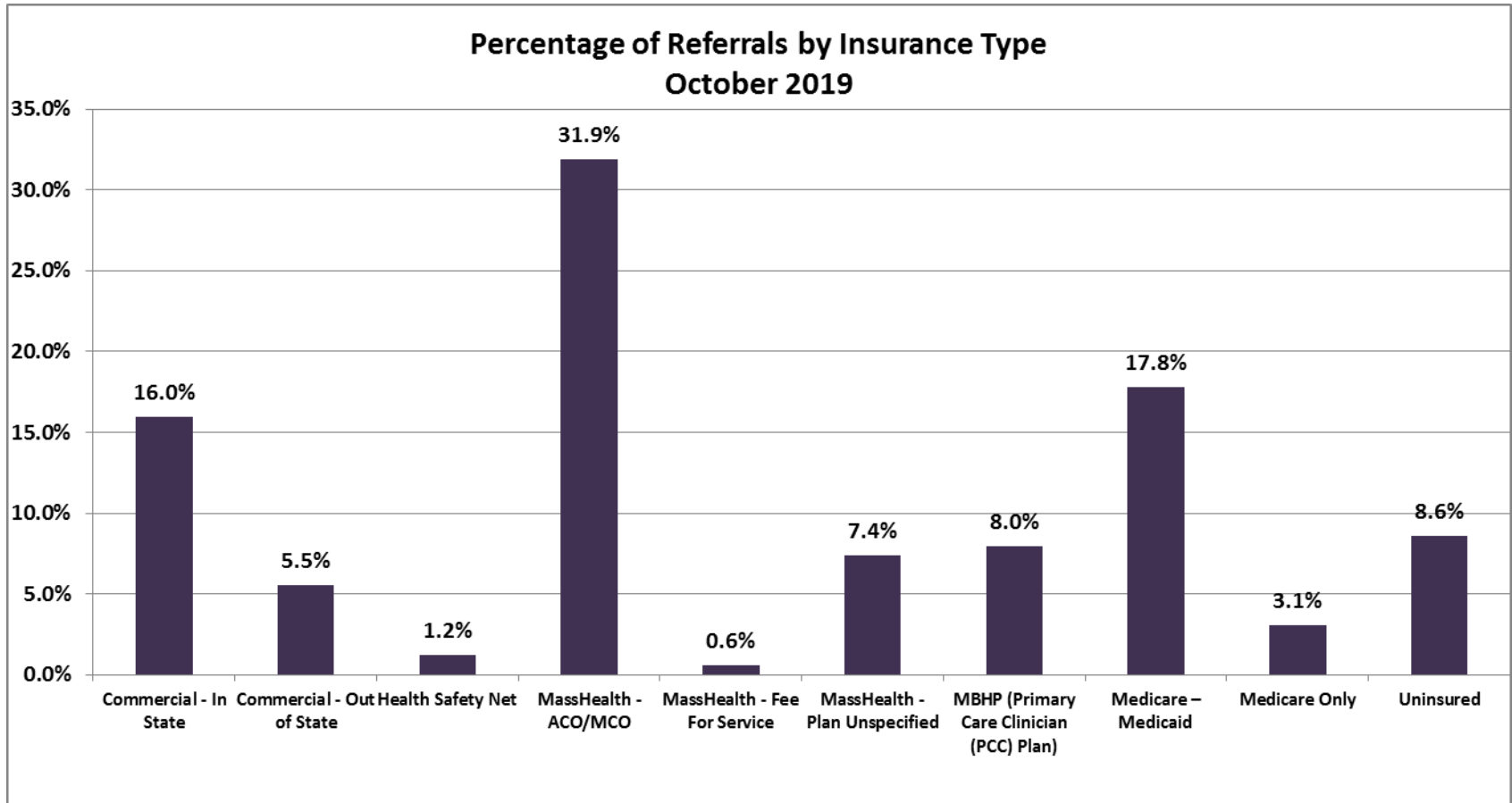
Number of Days between Initial Evaluation in ED to Date Referral was Received by DMH by Age Group						
Number of Days	0-12	13-17	18-22	23-64	65+	Total
0	0	1	0	0	0	1
2	2	3	0	0	0	5
3	4	4	1	5	0	14
4	9	15	3	19	8	54
5	11	13	0	16	4	44
6	9	3	1	5	2	20
7	3	5	0	1	1	10
8	1	3	1	0	0	5
10	2	0	1	1	0	4
11	1	0	0	0	0	1
12	0	1	0	0	0	1
14	2	0	0	1	0	3
20	1	0	0	0	0	1
Total	45	48	7	48	15	163



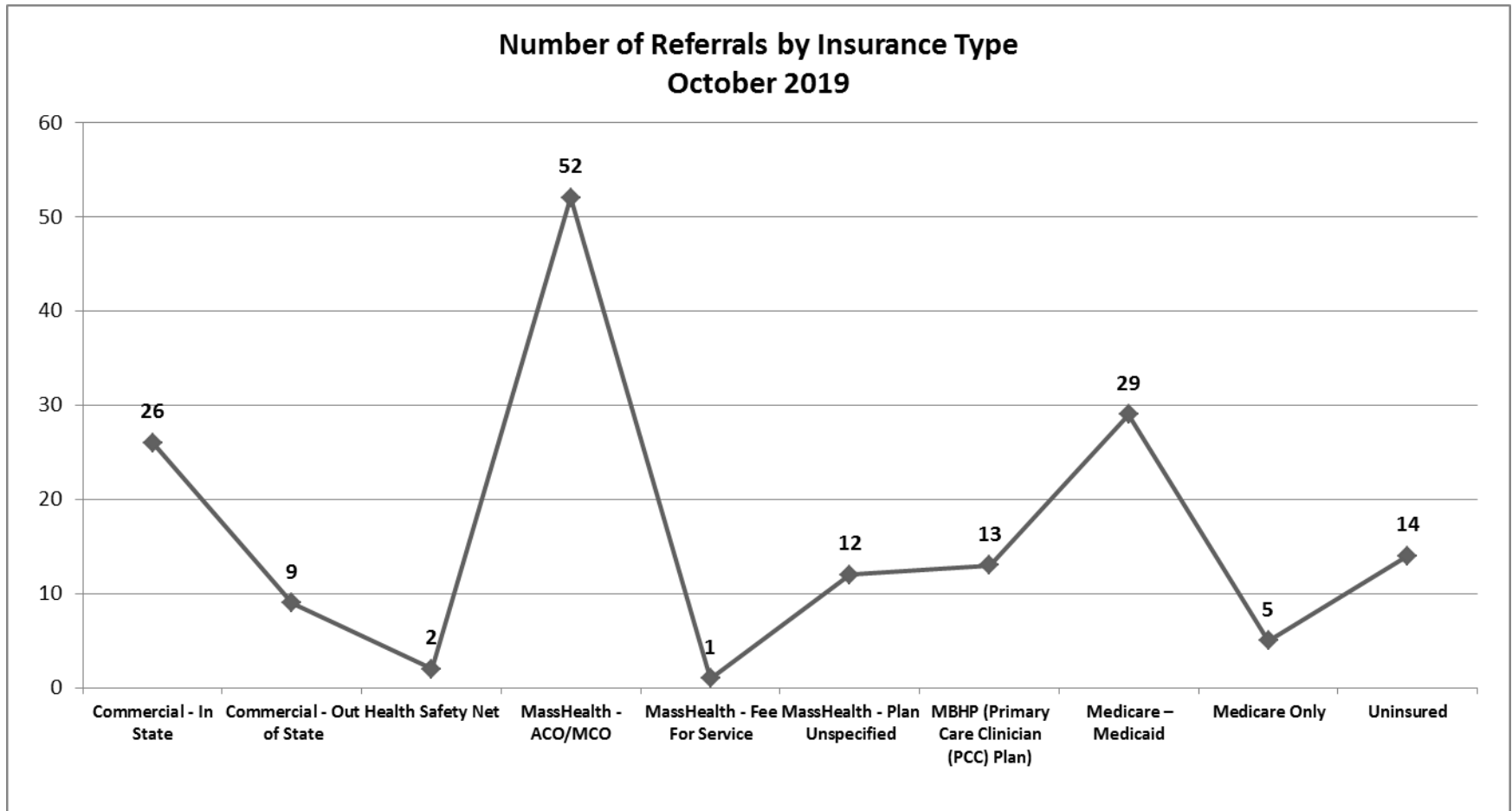
Expedited Psychiatric Inpatient Admission Dashboard
October 2019 Summary Statistics
Total Number of Referrals – 163



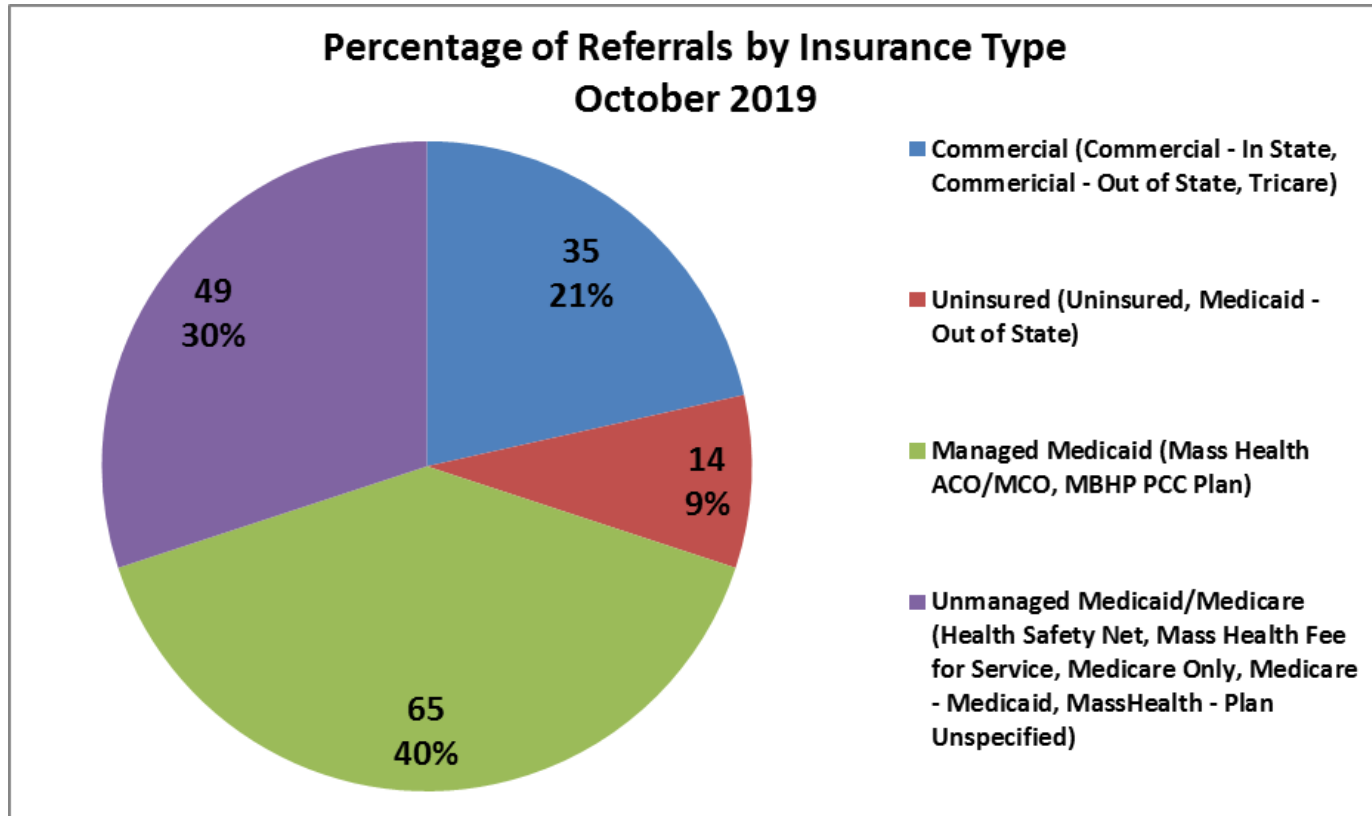
Expedited Psychiatric Inpatient Admission Dashboard
October 2019 Summary Statistics
Total Number of Referrals – 163



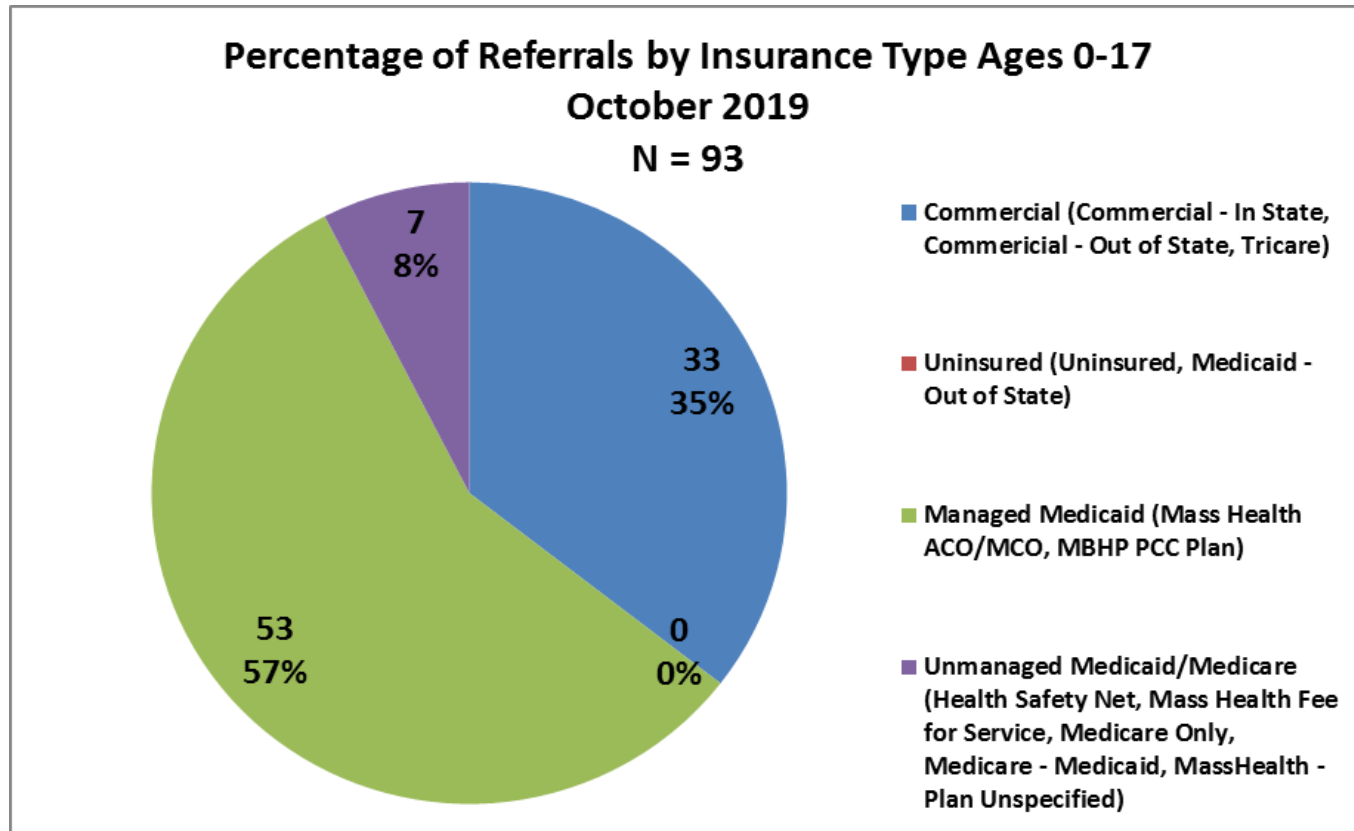
Expedited Psychiatric Inpatient Admission Dashboard
October 2019 Summary Statistics
Total Number of Referrals – 163



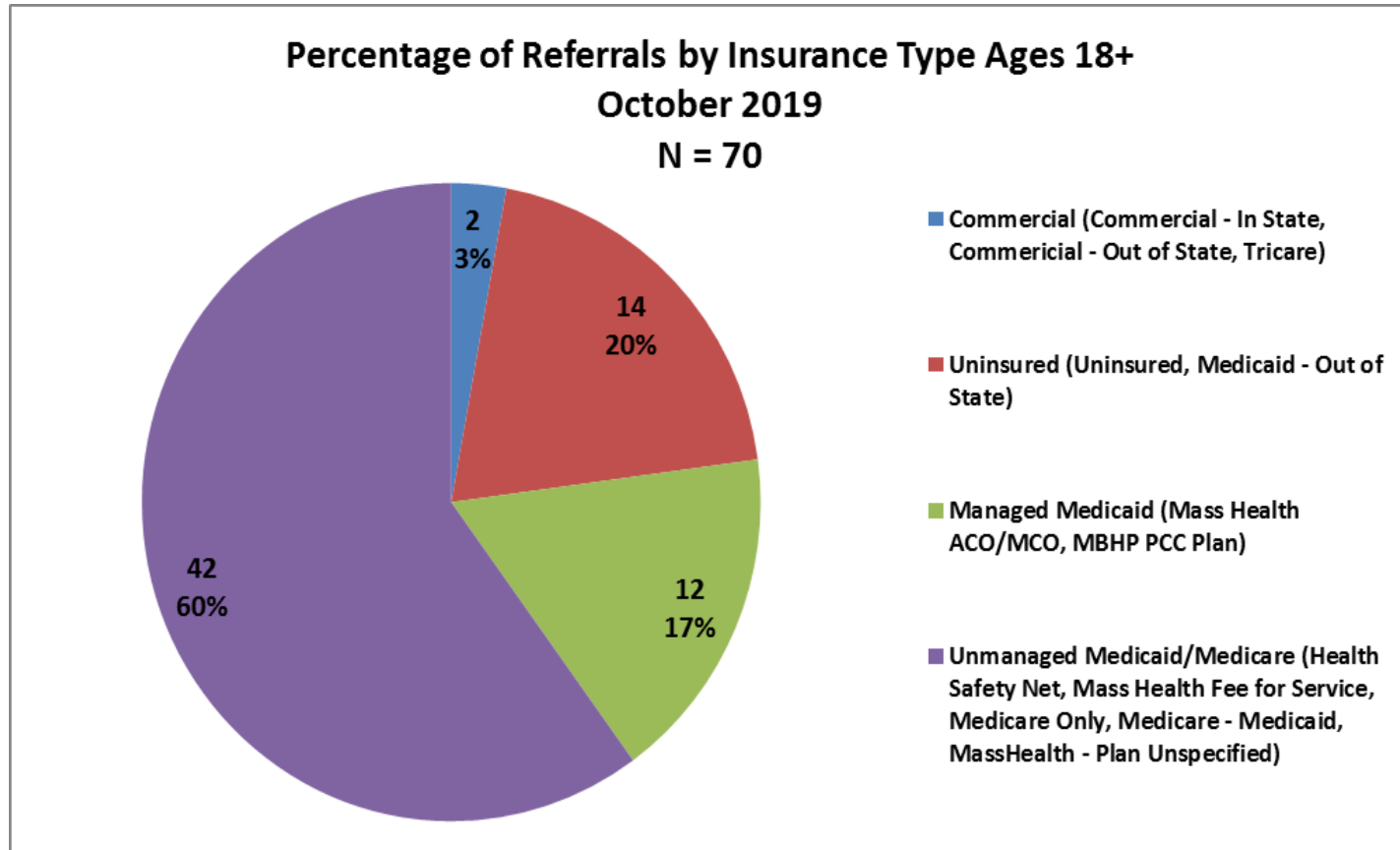
Expedited Psychiatric Inpatient Admission Dashboard
October 2019 Summary Statistics
Total Number of Referrals – 163



Expedited Psychiatric Inpatient Admission Dashboard
October 2019 Summary Statistics
Total Number of Referrals – 163



Expedited Psychiatric Inpatient Admission Dashboard
October 2019 Summary Statistics
Total Number of Referrals – 163



Expedited Psychiatric Inpatient Admission Dashboard
October 2019 Summary Statistics
Total Number of Referrals – 163

Boarding Hospitals whose Referrals had NO Insurance	
October 2019 N=14	
Beverly Hosp. (Lahey)	1
BID Milton	1
Boston Medical Center	1
Charlton Memorial (Southcoast)	1
Heywood Hosp.	1
Lahey Burlington	1
Lawrence General	1
Leominster Hosp. (UMASS)	1
Mass General Hosp.	1
Mount Auburn	2
South Shore Hosp.	1
St. Luke's Hosp. (Southcoast)	1
Sturdy Memorial	1

Placement Hospitals who took Referrals that had NO Insurance	
October 2019 N =14	
Anna Jaques	1
Arbour Hospital	1
Bayridge	2
Hallmark Health Melrose-Wakefield Hospital	1
Harrington Hospital	2
Heywood Hospital	1
Level of Care Changed	3
Marlborough Hospital	1
Mass General	1
Metrowest Medical Center	1

Expedited Psychiatric Inpatient Admission Dashboard
October 2019 Summary Statistics
Total Number of Referrals – 163

Top Boarding Hospitals October Ages 0-17	
Children's Hosp.	25
Baystate Medical Springfield	3
Beverly Hosp. (Lahey)	3
Boston Medical Center	3
Brockton Hosp.	3

Top Placement Hospitals October Ages 0-17	
Level of Care Changed	16
CHA Cambridge Hospital	11
Westborough Behavioral Healthcare Hospital, LLC	11
Anna Jacques Hospital	9
TaraVista Behavioral Health	7

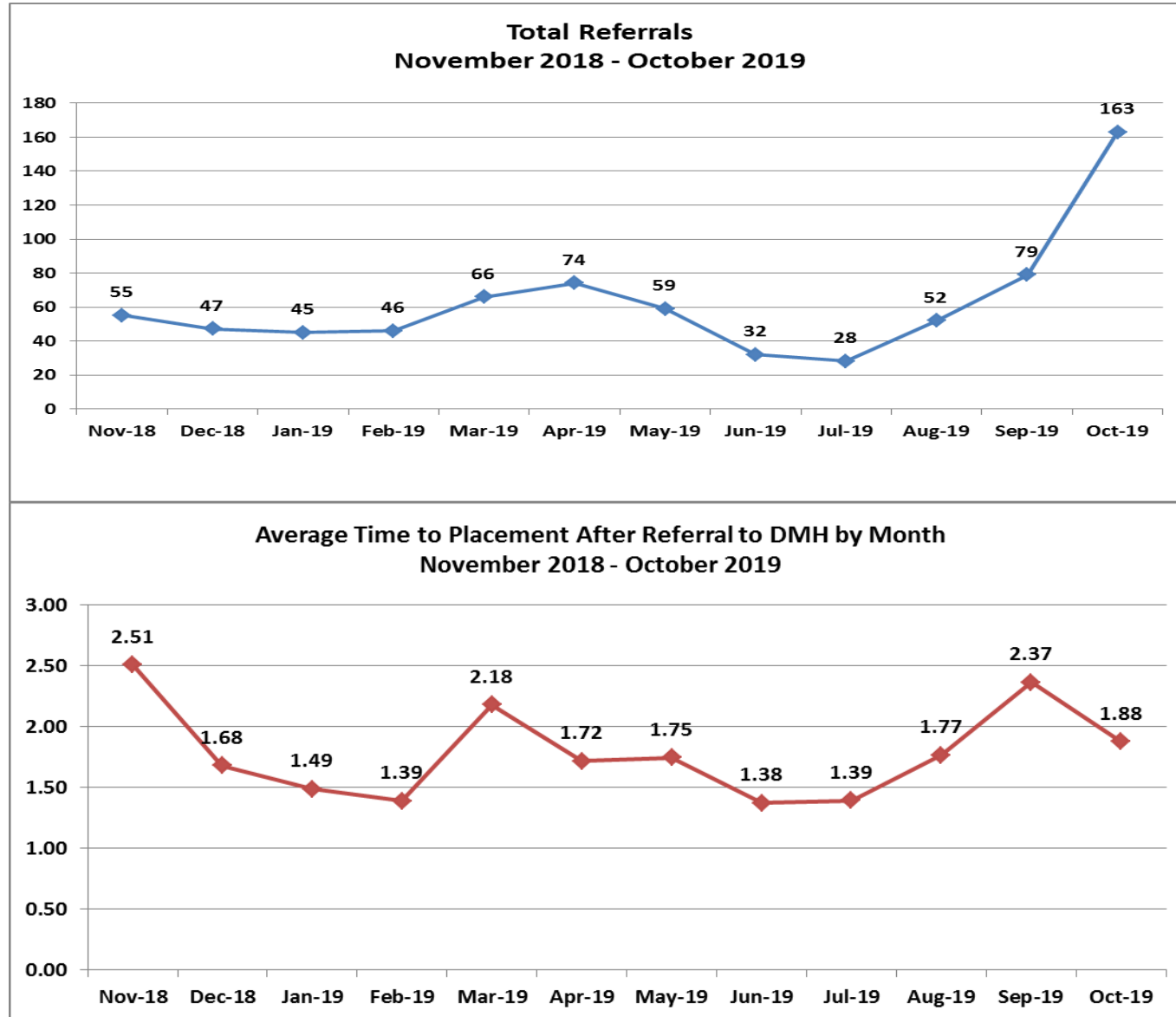
Top Boarding Hospitals October Ages 18+	
BID Plymouth (Jordan Hosp.)	7
BID Boston	5
Lowell General (Saints Memorial Medical Center)	5
Mass General Hosp.	5
Sturdy Memorial	5

Top Placement Hospitals October Ages 18+	
Level of Care Changed	13
Arbour Hospital	6
Southcoast Behavioral Health	6
Hallmark Health, Melrose-Wakefield Hospital	4
Heywood Hospital	4

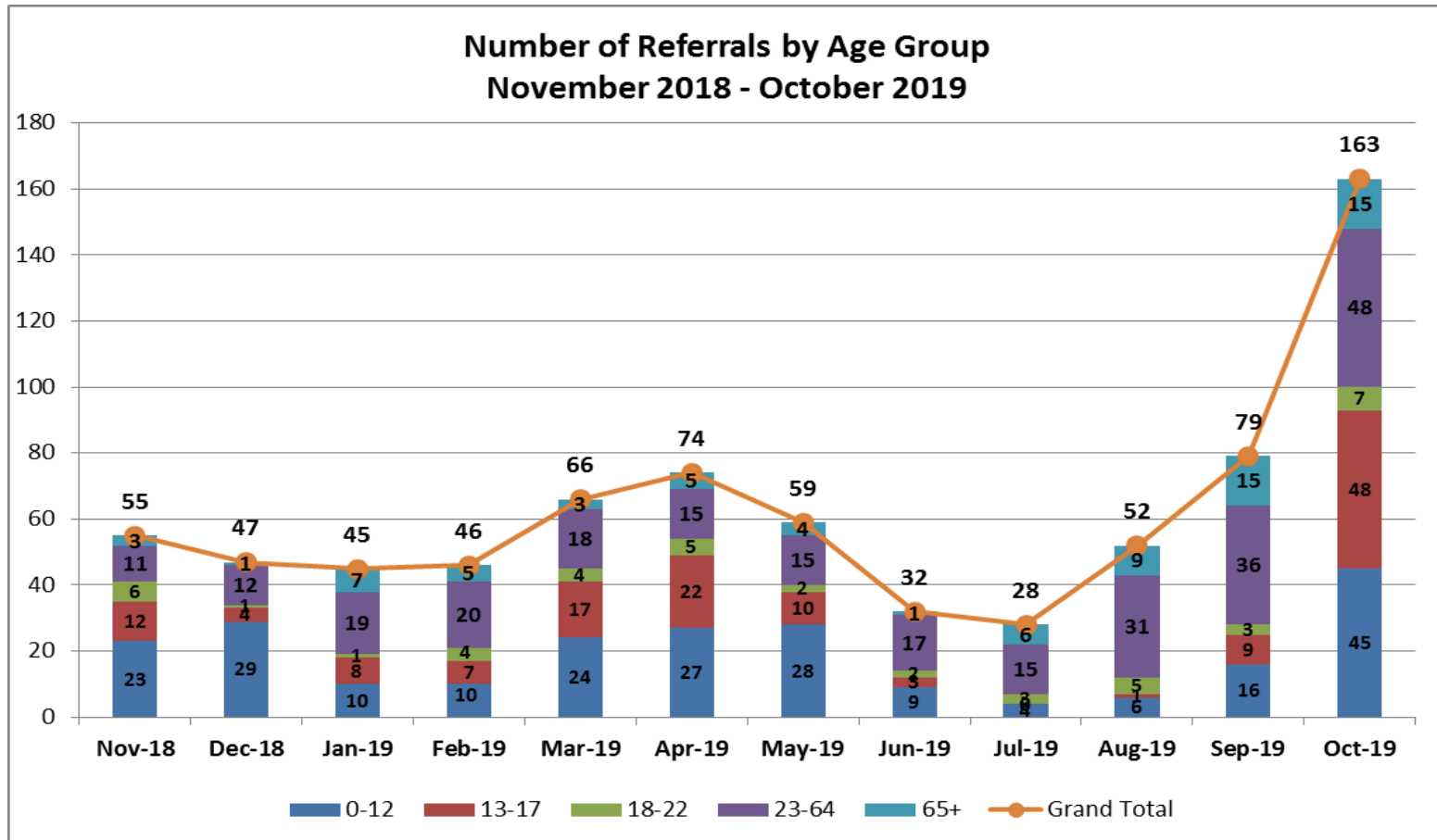
Expedited Psychiatric Inpatient Admission Dashboard

November 2018 – October 2019 Summary Statistics

Total Number of Referrals 746



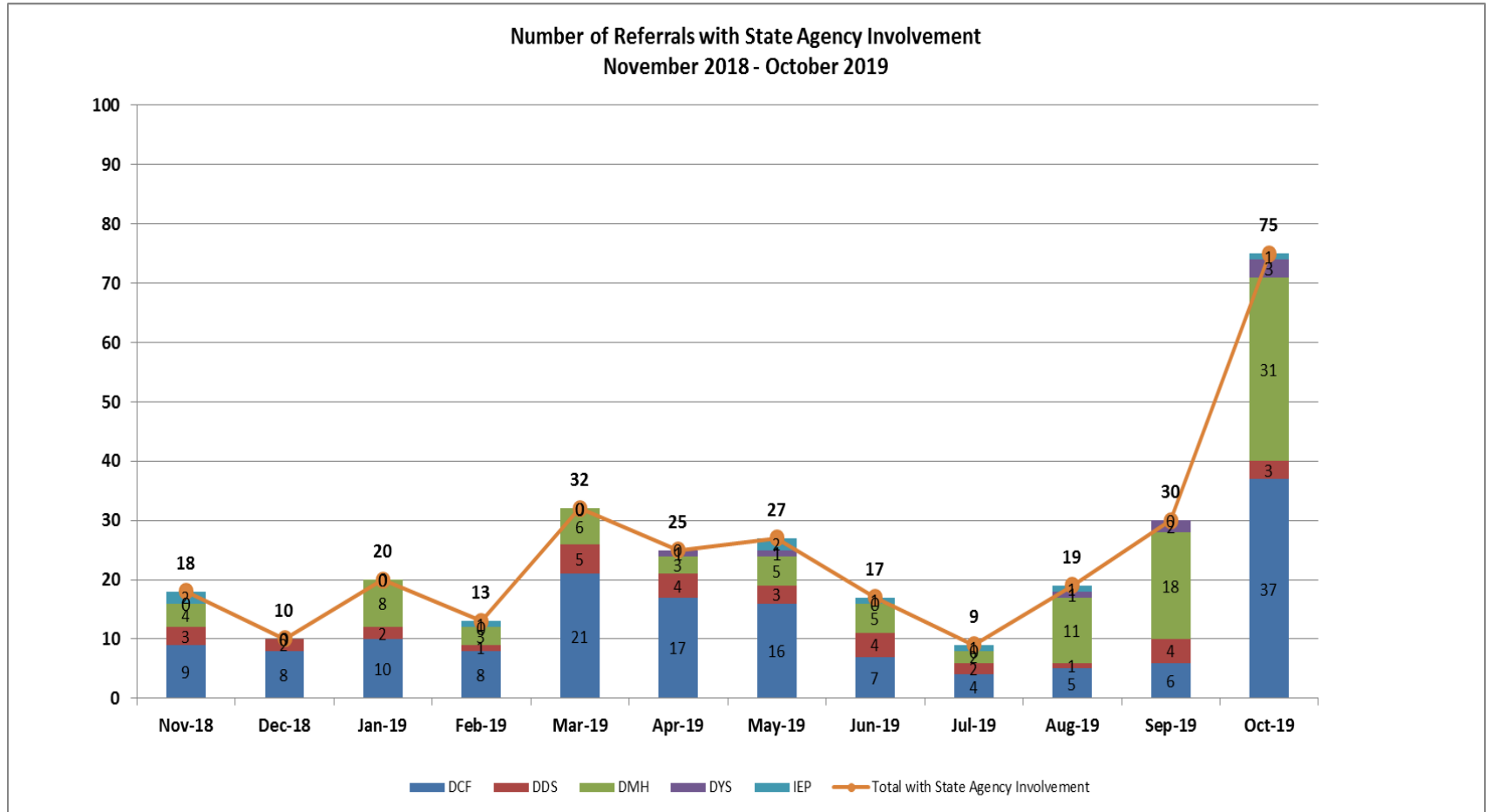
Expedited Psychiatric Inpatient Admission Dashboard
November 2018 – October 2019 Summary Statistics
Total Number of Referrals 746



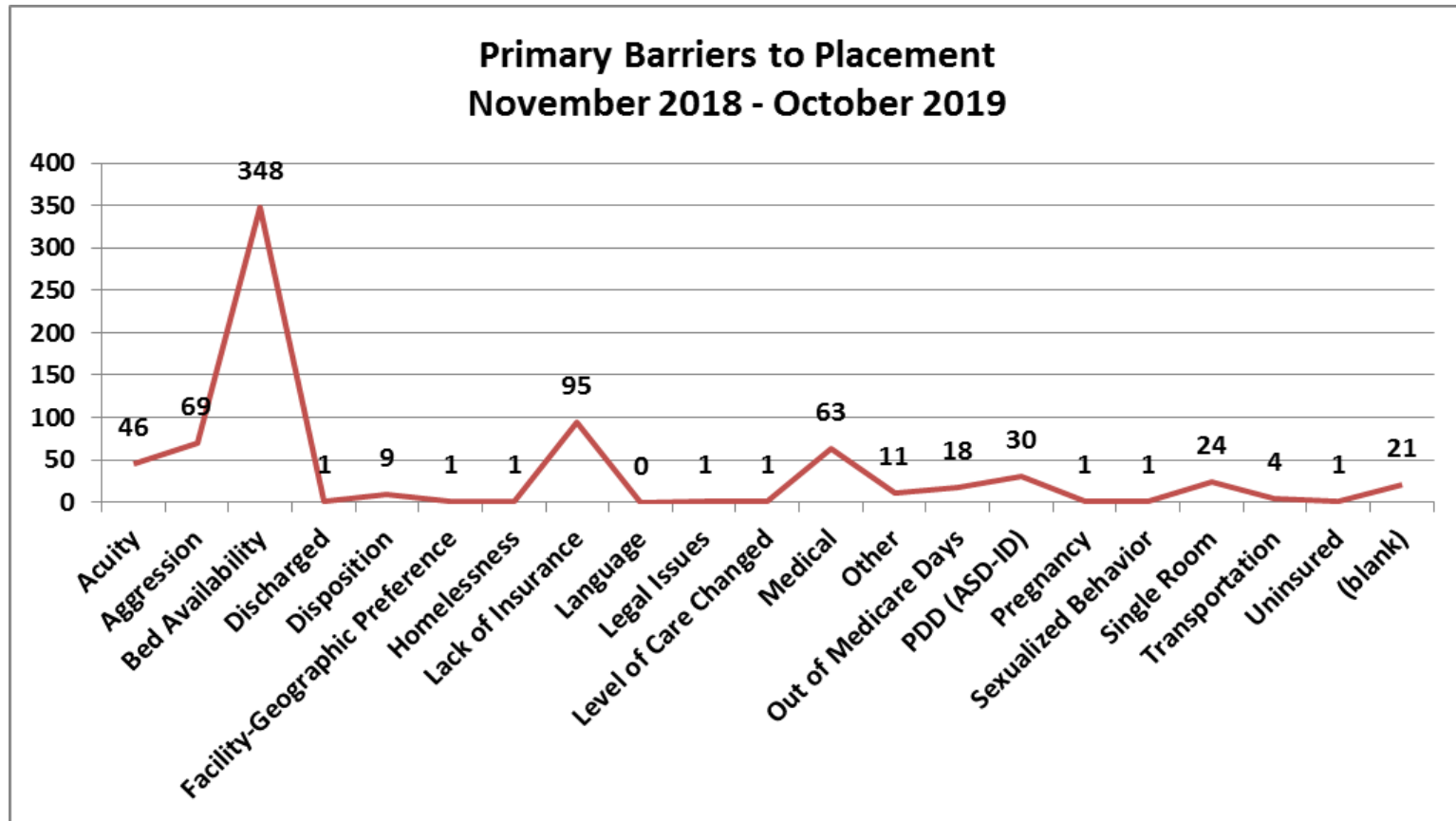
Expedited Psychiatric Inpatient Admission Dashboard

November 2018 - October 2019 Summary Statistics

Total Number of Referrals 746



Expedited Psychiatric Inpatient Admission Dashboard
November 2018 – October 2019 Summary Statistics
Total Number of Referrals 746

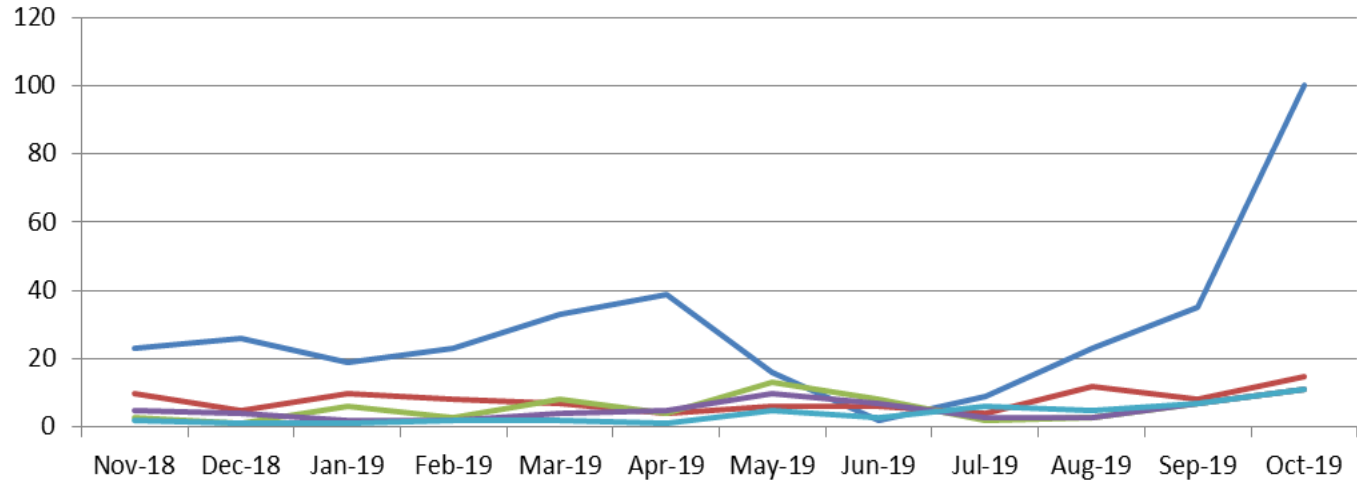


Expedited Psychiatric Inpatient Admission Dashboard

November 2018 – October 2019 Summary Statistics

Total Number of Referrals 746

Top 5 Barriers to Placement by Month
November 2018 - October 2019



	Nov-18	Dec-18	Jan-19	Feb-19	Mar-19	Apr-19	May-19	Jun-19	Jul-19	Aug-19	Sep-19	Oct-19
Bed Availability	23	26	19	23	33	39	16	2	9	23	35	100
Lack of Insurance	10	5	10	8	7	4	6	6	4	12	8	15
Aggression	3	1	6	3	8	4	13	8	2	3	7	11
Medical	5	4	2	2	4	5	10	7	3	3	7	11
Acuity	2	1	1	2	2	1	5	3	6	5	7	11

Expedited Psychiatric Inpatient Admission Dashboard
November 2018 - October 2019 Summary Statistics
Total Number of Referrals 746

Top Boarding Hospitals YTD Ages 0 - 17	
Children's Hosp.	64
Brockton Hosp.	22
St. Luke's Hosp. (Southcoast)	14
South Shore Hosp.	13
Baystate Medical Springfield	12
Boston Medical Center	12
Lawrence General	12
Norwood Hosp. (Steward)	12
Cape Cod Hosp.	11
Newton Wellesley	11

Top Boarding Hospitals YTD Ages 18+	
St. Luke's Hosp. (Southcoast)	34
Mass General Hosp.	30
Lawrence General	25
Sturdy Memorial	24
BID Plymouth (Jordan Hosp.)	21
Lowell General Hosp.	21
Mount Auburn	20
South Shore Hosp.	17
BID Boston	16
Leominster Hosp. (UMASS)	13

Top Placement Hospitals YTD Ages 0 -17	
CHA Cambridge Hospital	73
Level of care changed	46
Discharged Home	27
Westborough Behavioral Healthcare Hospital, LLC	27
TaraVista Behavioral Health	26
Anna Jaques Hospital	25
Hampstead Hospital	20
Hospital for Behavioral Medicine	20
Arbour Hospital	17
Boston Children's Hospital	13

Top Placement Hospitals YTD Ages 18+	
Southcoast Behavioral Health	42
Level of care changed	41
Arbour Hospital	31
Discharged Home	23
Massachusetts General Hospital	15
St. Elizabeth's Medical Center	13
Emerson Hospital	12
MetroWest Medical Center	12
Heywood Hospital	10
Westborough Behavioral Healthcare Hospital, LLC	10