

One Care: October 2019 Enrollment Report

Executive Office of Health & Human Services

MassHealth Demonstration
to Integrate Care for Dual Eligibles



Monthly Enrollment Report

- MassHealth issues monthly reports on One Care enrollment activity
- Reports are issued near the end of the month
- Reports are intended to provide general information to stakeholders



One Care Rating Category Definitions

- **F1 – Facility-based Care.** Individuals identified as having a long-term facility stay of more than 90 days
- **C3 – Community Tier 3 – High Community Need.** Individuals who have a daily skilled need; two or more Activities of Daily Living (ADL) limitations AND three days of skilled nursing need; and individuals with 4 or more ADL limitations
 - In CY2014, C3 split into two subsets:
 - C3B:** for C3 individuals with certain diagnoses (e.g., quadriplegia, ALS, Muscular Dystrophy and Respirator dependence) leading to costs considerably above the average for current C3
 - C3A:** for remaining C3 individuals
- **C2 – Community Tier 2 – Community High Behavioral Health.** Individuals who have a chronic and ongoing Behavioral Health diagnosis that indicates a high level of service need
 - In CY2014, C2 split into two subsets
 - C2B:** for C2 individuals with co-occurring diagnoses of substance abuse and serious mental illness
 - C2A:** for remaining C2 individuals
- **C1 – Community Tier 1 Community Other.** Individuals in the community who do not meet F1, C2 or C3 criteria



Total Enrollment

- Effective October 1, 2019, total number of enrollees: 25,241

Total Enrollment by Plan	
Commonwealth Care Alliance (CCA)	22,330
Tufts Health Plan	2,911
Total	25,241

Total Enrollment by Rating Category	
F1	182
C3B	270
C3A	11,729
C2B	1,252
C2A	7,198
C1	4,556
Unavailable*	54
Total	25,241

*The rating categories for 54 enrollments were unavailable at the time of this report.



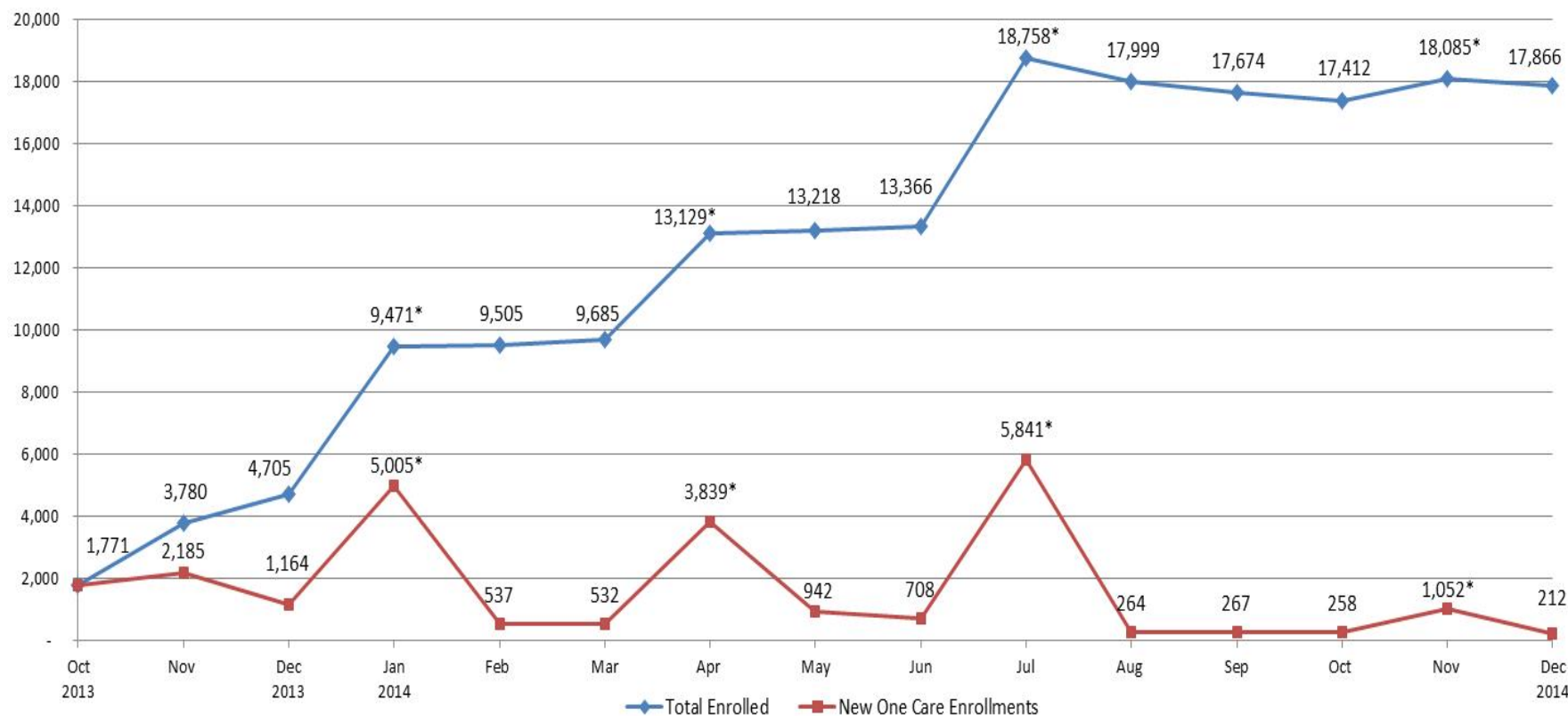
Enrollment Penetration by County

County	Enrolled	Eligible	% Eligible Enrolled
Bristol	116	14,600	0.8%
Essex	2,661	14,418	18.5%
Franklin	192	2,109	9.1%
Hampden	6,333	15,557	40.7%
Hampshire	343	2,735	12.5%
Middlesex	3,870	17,090	22.6%
Norfolk	1,374	7,385	18.6%
Plymouth	1,322	7,195	18.4%
Suffolk	4,956	13,983	35.4%
Worcester	4,074	15,840	25.7%
Total	25,241	110,912	22.8%

Enrollment Over Time: Demonstration Year 1



Monthly One Care Enrollment
Demonstration Year 1 (Oct. 2013 - Dec. 2014)



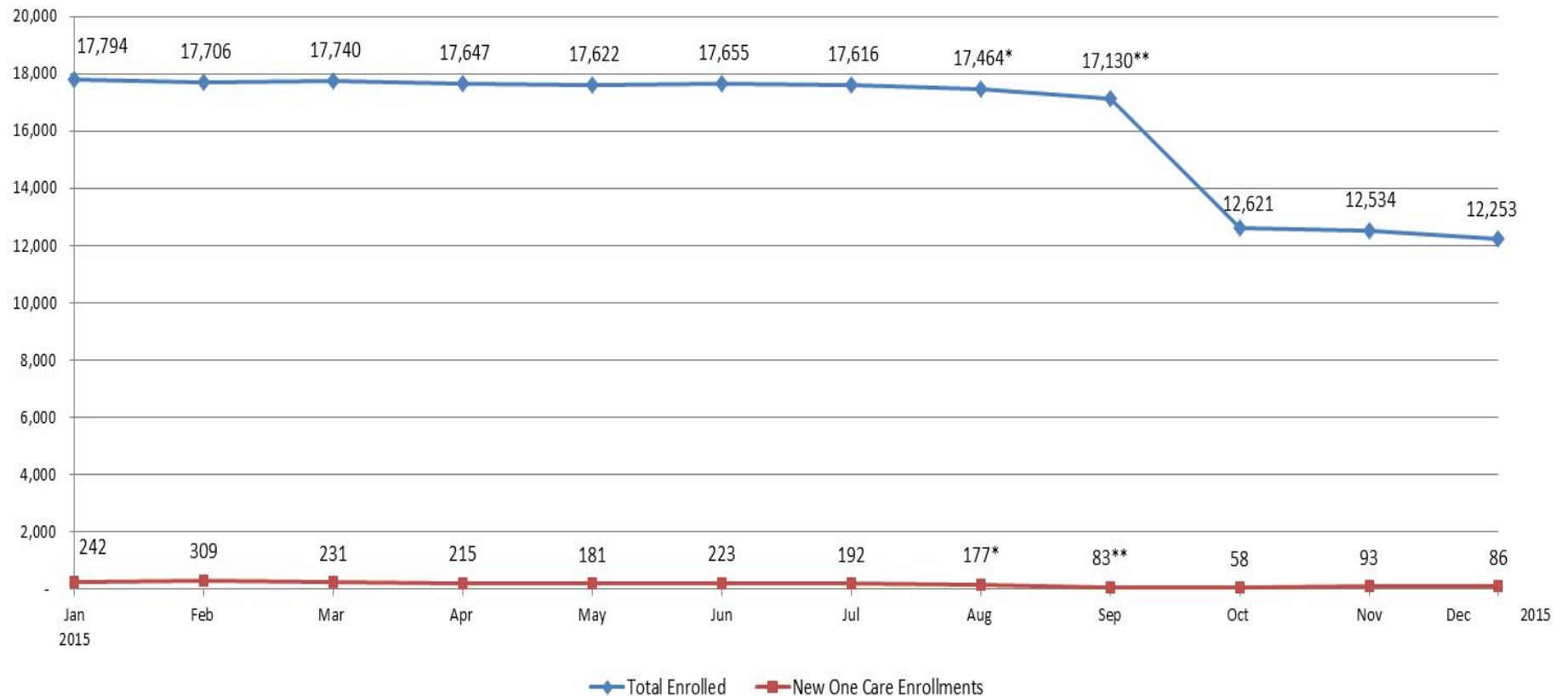
*Auto-assignment effective dates (Round 1: 1/1/2014, Round 2: 4/1/2014, Round 3: 7/1/2014, Round 4: 11/1/2014). Round 4 consisted only of auto-assignments to Tufts Health Plan.

Note: Data in the graph reflect current month information about enrollments. Monthly data may vary slightly from the previous reports due to enrollment status changes that have occurred since previous reports were issued.



Enrollment Over Time: Demonstration Year 2

Monthly One Care Enrollment
Demonstration Year 2 (Jan. 2015 - Dec. 2015)



*On August 7, 2015, CCA temporarily stopped accepting new One Care enrollments. Members previously enrolled with CCA for One Care were able to re-enroll.

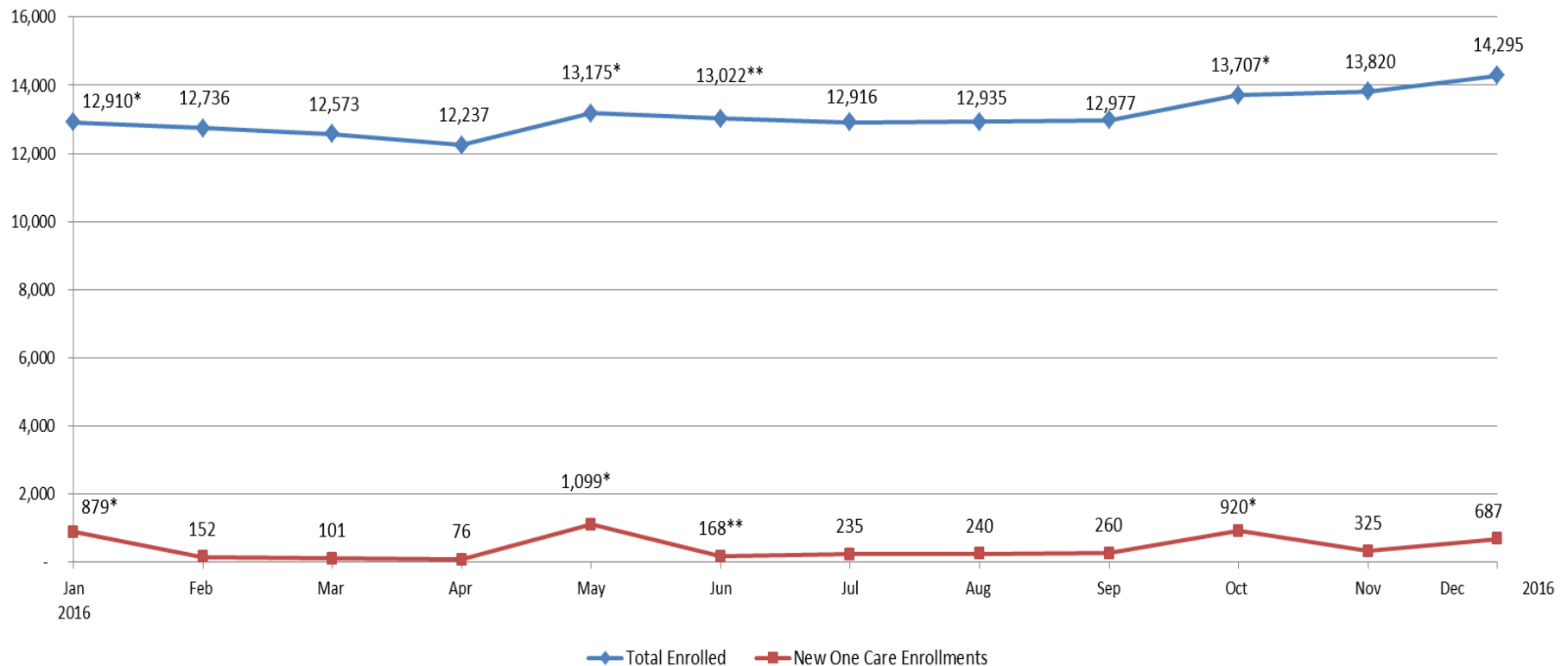
**Fallon Total Care ended its participation in One Care as of September 30, 2015.

Note: Data in the graph reflect current month information about enrollments. Monthly data may vary slightly from the previous reports due to enrollment status changes that have occurred since previous reports were issued.



Enrollment Over Time: Demonstration Year 3

Monthly One Care Enrollment
Demonstration Year 3 (Jan. 2016 - Dec. 2016)



*Auto-assignment effective dates (Round 5: 1/1/2016; Round 6: 5/1/2016; Round 7: 10/1/2016). Rounds 5 and 6 consisted only of auto-assignments to Tufts Health Plan; Round 7 consisted only of auto-assignments to CCA.

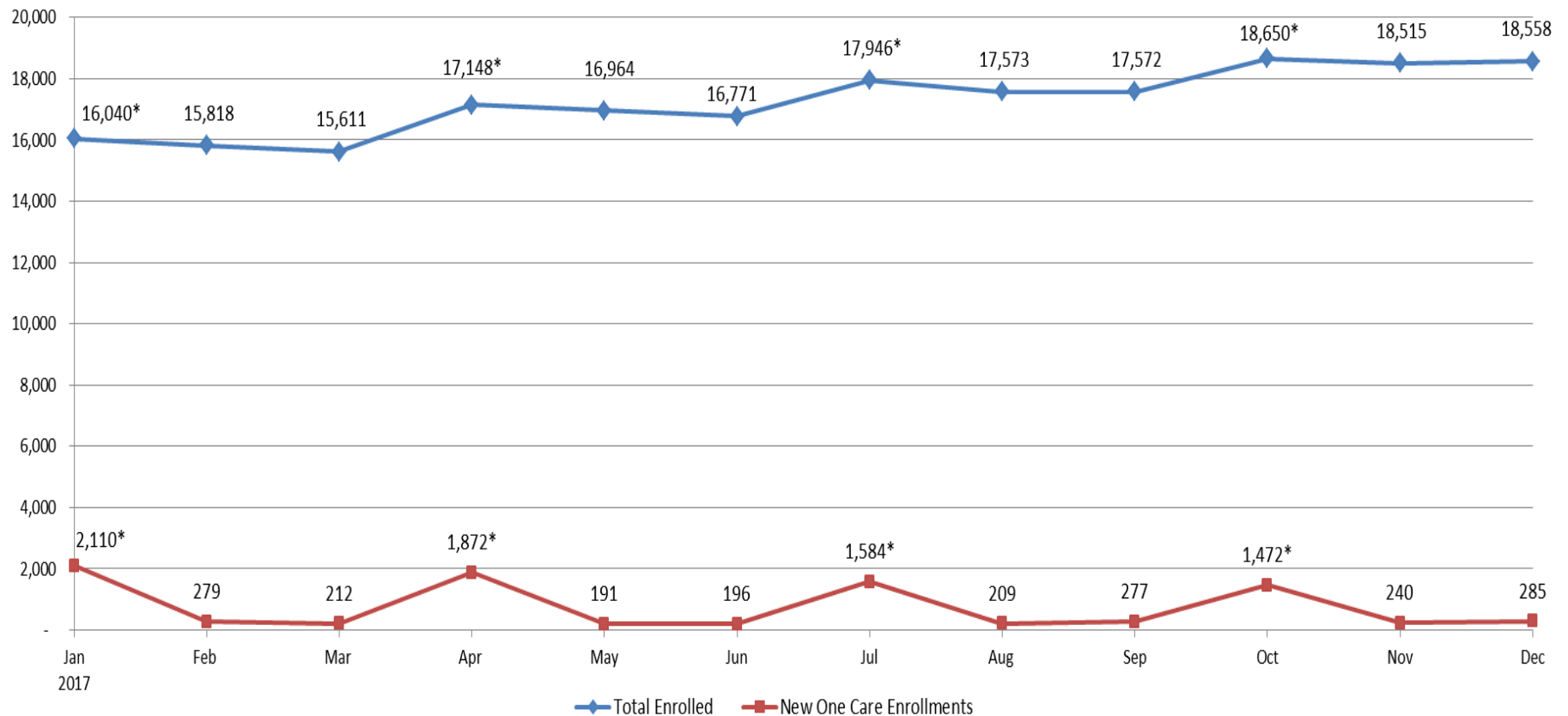
**CCA accepted limited enrollments for January 1 and May 1 in 2016, and in May fully reopened to new enrollments for June 1, 2016 and later dates.

Note: Data in the graph reflect current month information about enrollments. Monthly data may vary slightly from the previous reports due to enrollment status changes that have occurred since previous reports were issued.



Enrollment Over Time: Demonstration Year 4

Monthly One Care Enrollment
Demonstration Year 4 (Jan. 2017 - Dec. 2017)



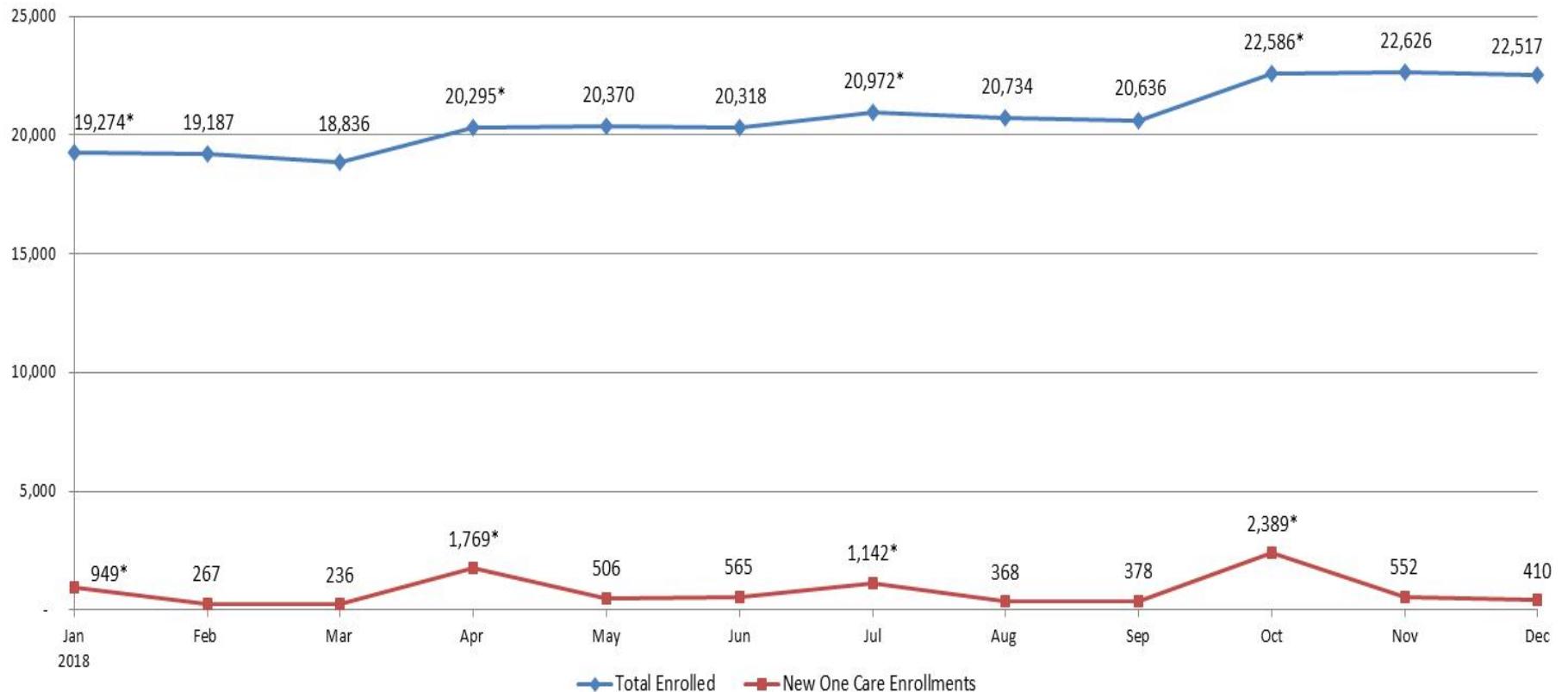
*Auto-assignment effective dates (Round 8: 1/1/2017; Round 9: 4/1/2017; Round 10: 7/1/2017; Round 11: 10/1/2017). Round 11 consisted only of auto-assignments to CCA.

Note: Data in the graph reflect current month information about enrollments. Monthly data may vary slightly from the previous reports due to enrollment status changes that have occurred since previous reports were issued.



Enrollment Over Time: Demonstration Year 5

Monthly One Care Enrollment
Demonstration Year 5 (Jan. 2018 - Dec. 2018)



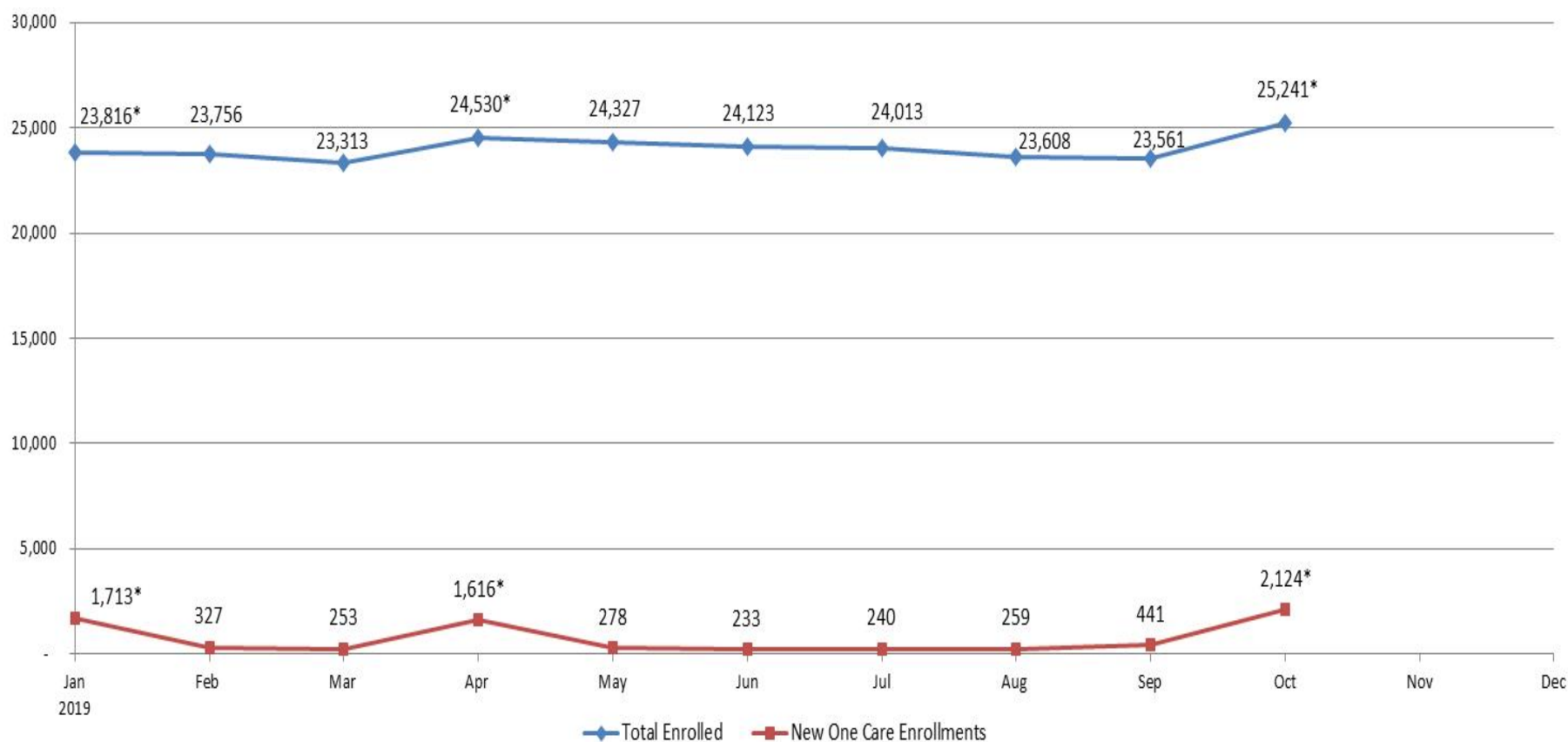
*Auto-assignment effective date (Round 12: 1/1/2018; Round 13: 4/1/2018; Round 14: 7/1/2018; Round 15: 10/1/2018). Rounds 12, 13, and 14 consisted only of auto-assignments to CCA.

Note: Data in the graph reflect current month information about enrollments. Monthly data may vary slightly from the previous reports due to enrollment status changes that have occurred since previous reports were issued.

Enrollment Over Time: Demonstration Year 6



Monthly One Care Enrollment
Demonstration Year 6 (Jan. 2019 - Dec. 2019)



*Auto-assignment effective date (Round 16: 1/1/2019; Round 17: 4/1/2019; Round 18: 10/1/2019). Rounds 16 and 17 consisted only of auto-assignments to CCA.

Note: Data in the graph reflect current month information about enrollments. Monthly data may vary slightly from the previous reports due to enrollment status changes that have occurred since previous reports were issued.



Opt-Outs

- Total number of opt-outs as of October 1: 38,766
 - Will be excluded from any future auto-enrollment
 - If eligible, can choose to enroll by self-selection at any time
- Total opt-out number includes individuals who may be ineligible
- Of the 110,912 individuals who are eligible for One Care, **34.9%** have chosen to opt out

Total Opt-Outs by County	
Bristol	143
Essex	3,544
Franklin	523
Hampden	7,383
Hampshire	1,566
Middlesex	5,674
Norfolk	2,045
Plymouth	1,805
Suffolk	6,803
Worcester	9,034
Non-Demo Counties	246
Total	38,766



One Care

MassHealth+Medicare
Bringing your care together

VISIT US ONLINE

www.mass.gov/one-care

EMAIL US

OneCare@state.ma.us