



# Opioid-Related Overdose Deaths, All Intent, MA Residents – Demographic Data Highlights

Massachusetts Department of Public Health

POSTED: DECEMBER 2022

This data brief highlights demographic data from confirmed opioid-related overdose deaths for all intents, from January 2022 through September 2022.

## Confirmed Opioid-Related Overdose Deaths, All Intent, by Gender: January 2022-September 2022

Male	961
Female	379
Total	1,340

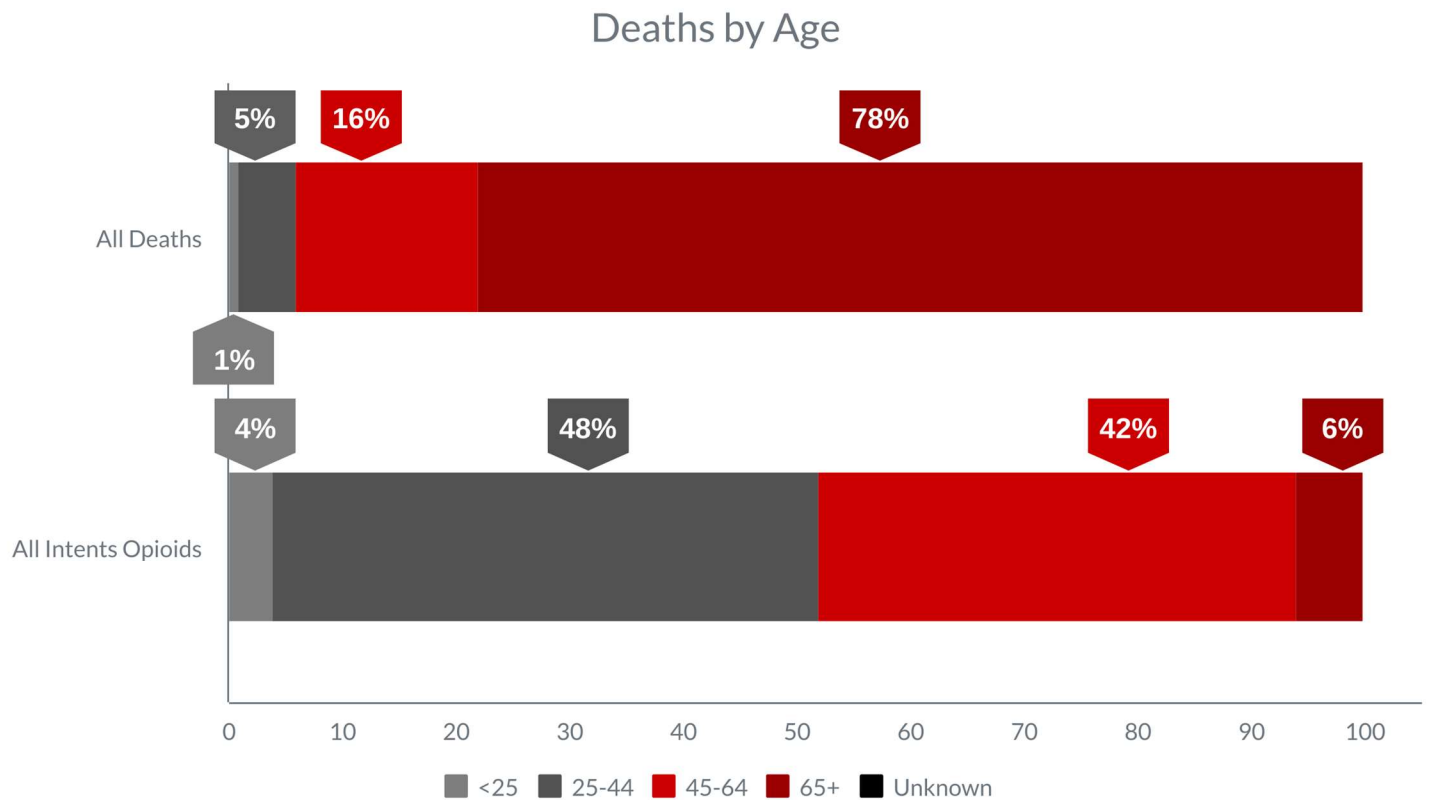
### Deaths by Gender



Male (72%) Female (28%)

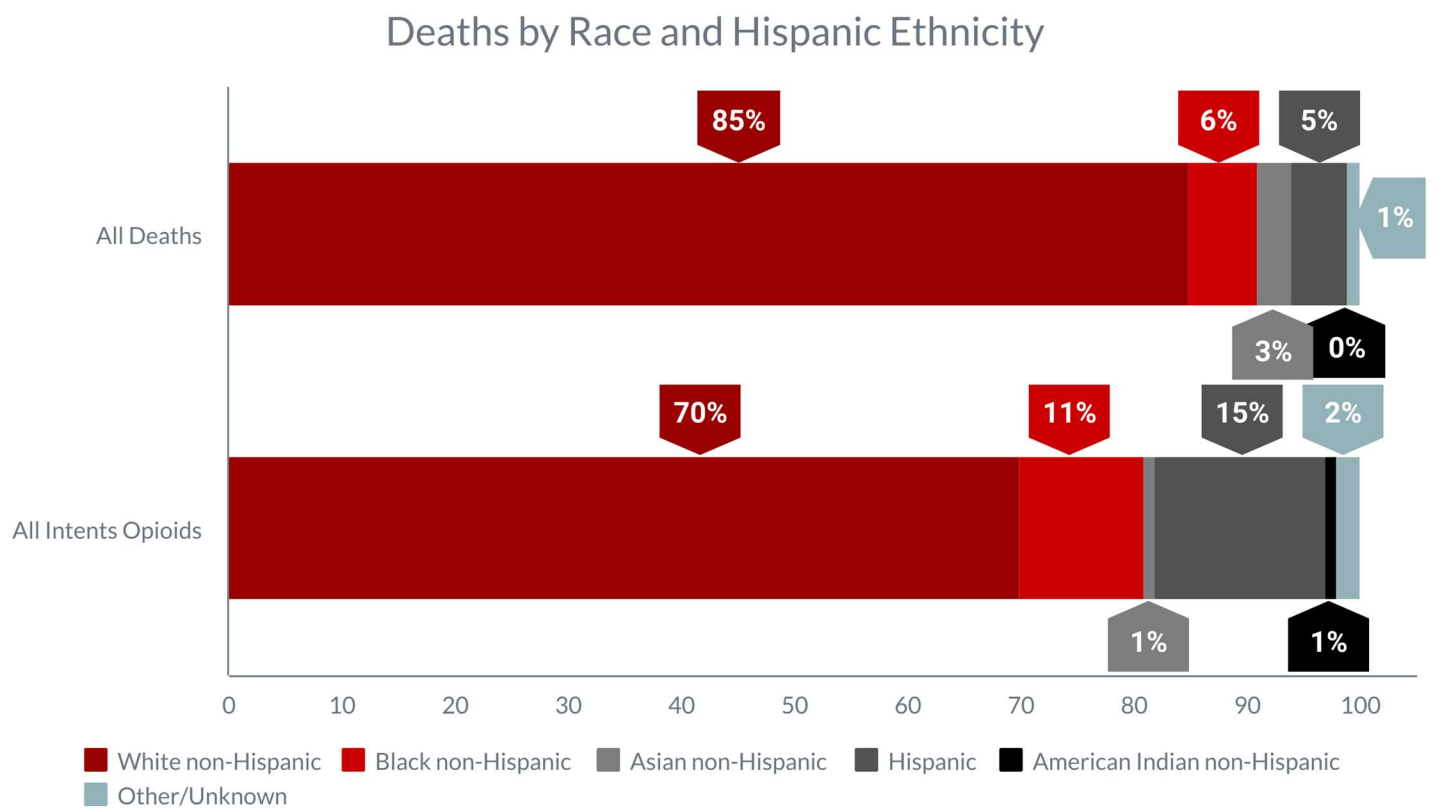
## Confirmed Opioid-Related Overdose Deaths, All Intent Compared to All Deaths by Age: January 2022-September 2022

	<15	15-24	25-34	35-44	45-54	55-64	65+	Unknown	Total
All Deaths	253	314	811	1,399	2,192	5,282	36,580	4	46,835
Confirmed Opioid-Related Overdose Deaths, All Intent	2	54	256	385	291	275	77	0	1,340



## Confirmed Opioid-Related Overdose Deaths, All Intent Compared to All Deaths by Race and Hispanic Ethnicity: January 2022-September 2022

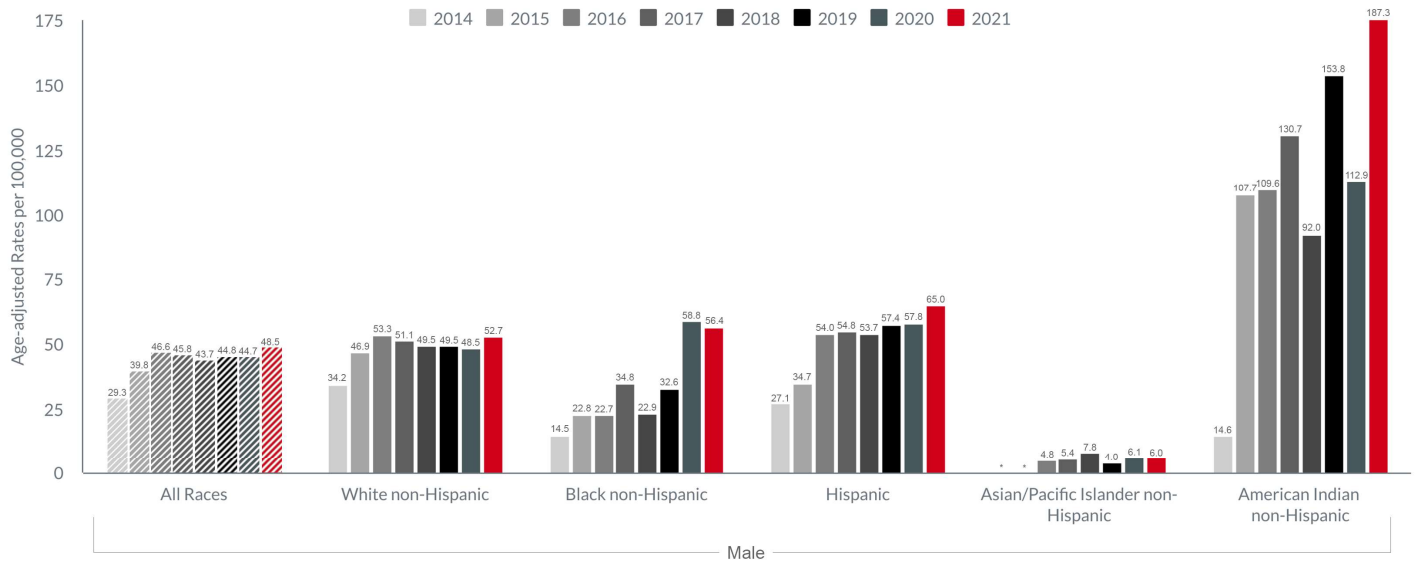
	White non-Hispanic	Black non-Hispanic	Asian non-Hispanic	Hispanic	American Indian non-Hispanic	Other non-Hispanic	Unknown	Total
All Deaths	39,994	2,697	1,220	2,428	100	333	63	46,835
Confirmed Opioid-Related Overdose Deaths, All Intent	936	153	12	201	9	26	3	1,340



# Confirmed Opioid-Related Overdose Death Age-Adjusted Rates, All Intent Compared to All Deaths by Race and Hispanic Ethnicity: 2014-2021

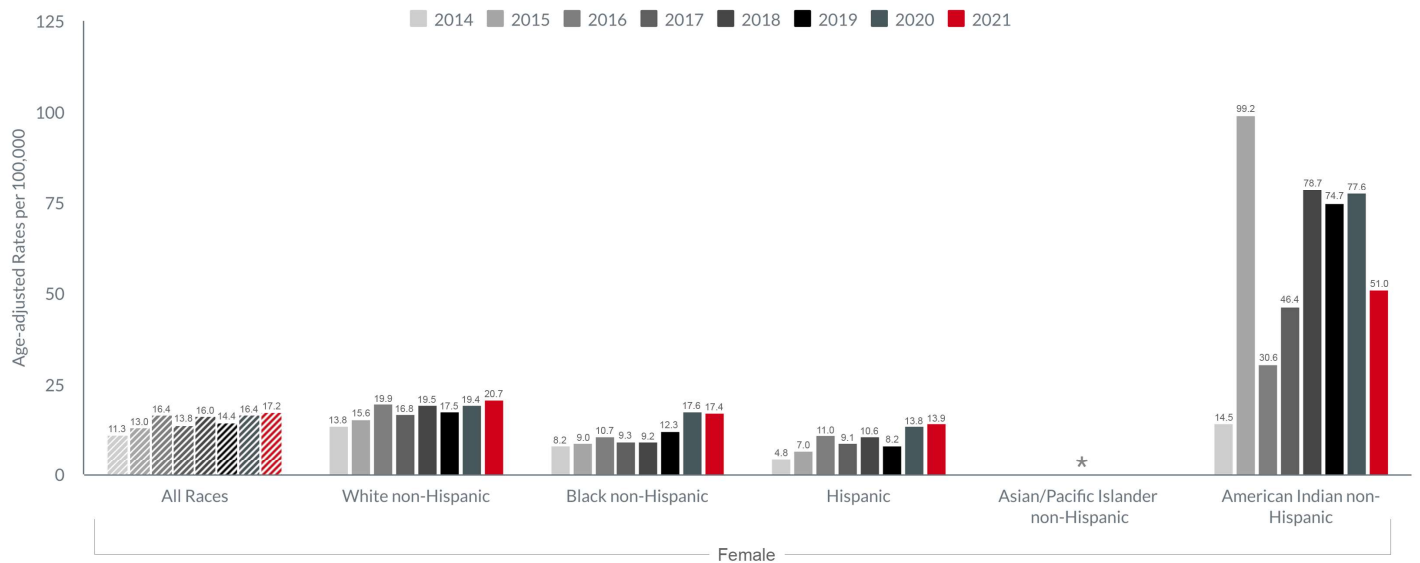
Confirmed Opioid-Related Overdose Death Rates, All Intent, by Race and Hispanic Ethnicity

Male



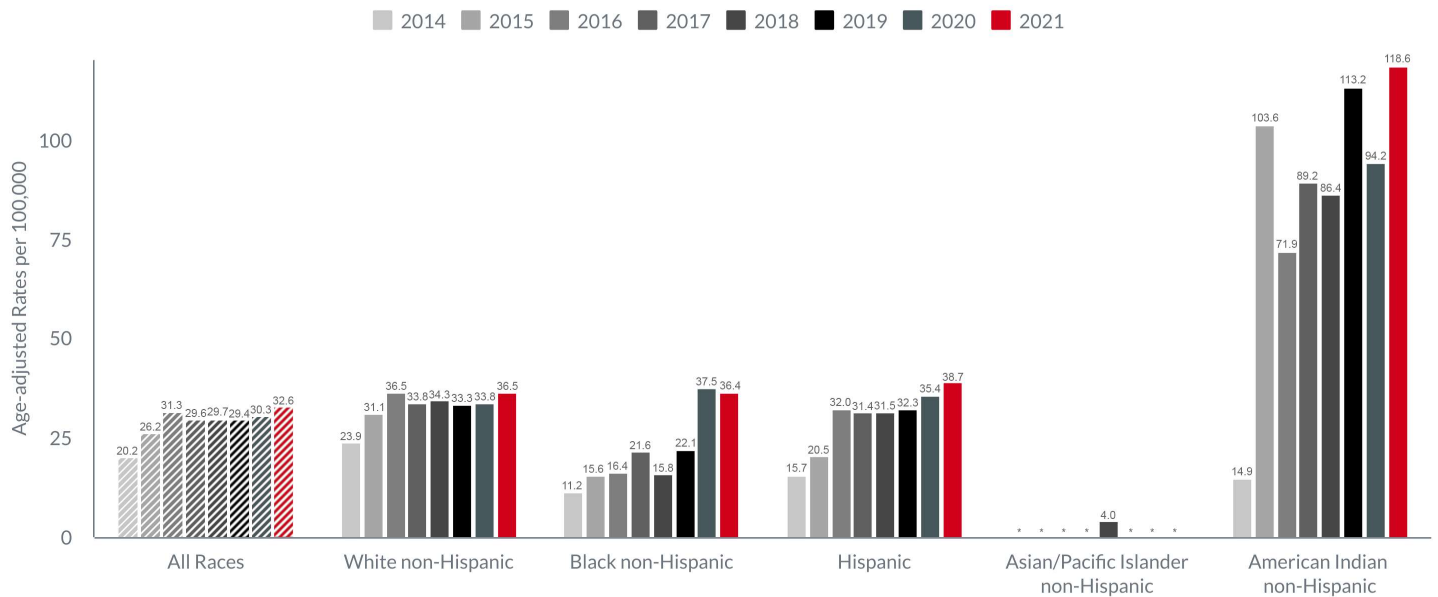
Confirmed Opioid-Related Overdose Death Rates, All Intent, by Race and Hispanic Ethnicity

Female



\*Rate calculations based on death counts less than 4 are excluded due to rate instability.

## Confirmed Opioid-Related Overdose Death Rates, All Intents, by Race and Hispanic Ethnicity



\*Rate calculations based on death counts less than 4 are excluded due to rate instability.

### Technical Notes

- Opioids include heroin, illicitly manufactured fentanyl, opioid-based prescription painkillers, and other unspecified opioids.
- 2017 - 2020 death data are preliminary and subject to updates. Case reviews of deaths are evaluated and updated on an ongoing basis. A large number of deaths have yet to be assigned final cause of death codes. The information presented in this report only includes confirmed cases. Data updated on 11/01/2022.
- Beginning with the May 2017 report, DPH started reporting opioid-related overdose deaths for all intents, which includes unintentional/undetermined and suicide.
- Beginning with the August 2019 report, DPH updated the case definition used to identify opioid-related overdose deaths to match the CDC's case definition. The following International Classification of Disease (ICD-10) codes for mortality were selected from the underlying cause of death field to identify poisonings/overdoses: X40-X44, X60-X64, X85, and Y10-Y14. All multiple cause of death fields were then used to identify an opioid-related overdose death: T40.0, T40.1, T40.2, T40.3, T40.4, and T40.6.

### Sources

- Massachusetts Registry of Vital Records and Statistics, MDPH
- Population Estimates: Small Area Population Estimates 2011-2020, version 2018, Massachusetts Department of Public Health, Bureau of Environmental Health. Population estimates used for years following the decennial census were developed by the University of Massachusetts Donahue Institute (UMDI) in partnership with the Massachusetts Department of Public Health, Bureau of Environmental Health.