



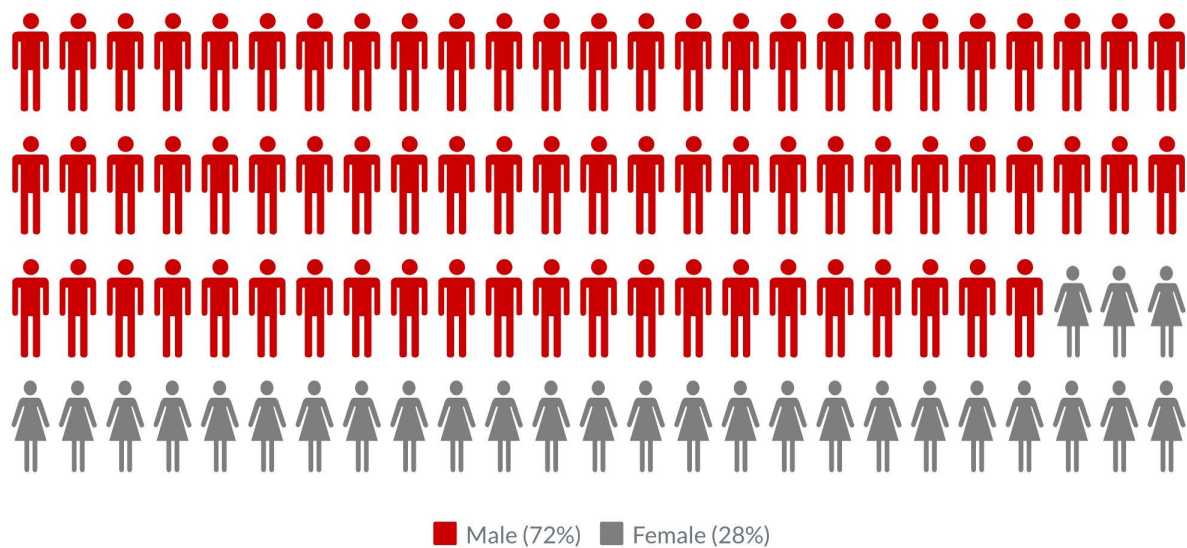
# Opioid-Related Overdose Deaths, All Intent, MA Residents – Demographic Data Highlights

This data brief highlights demographic data from confirmed opioid-related overdose deaths for all intents, from January 2023 through September 2023.

## Confirmed Opioid-Related Overdose Deaths, All Intent, by Sex: January 2023-September 2023

Male	939
Female	370
Total	1,309

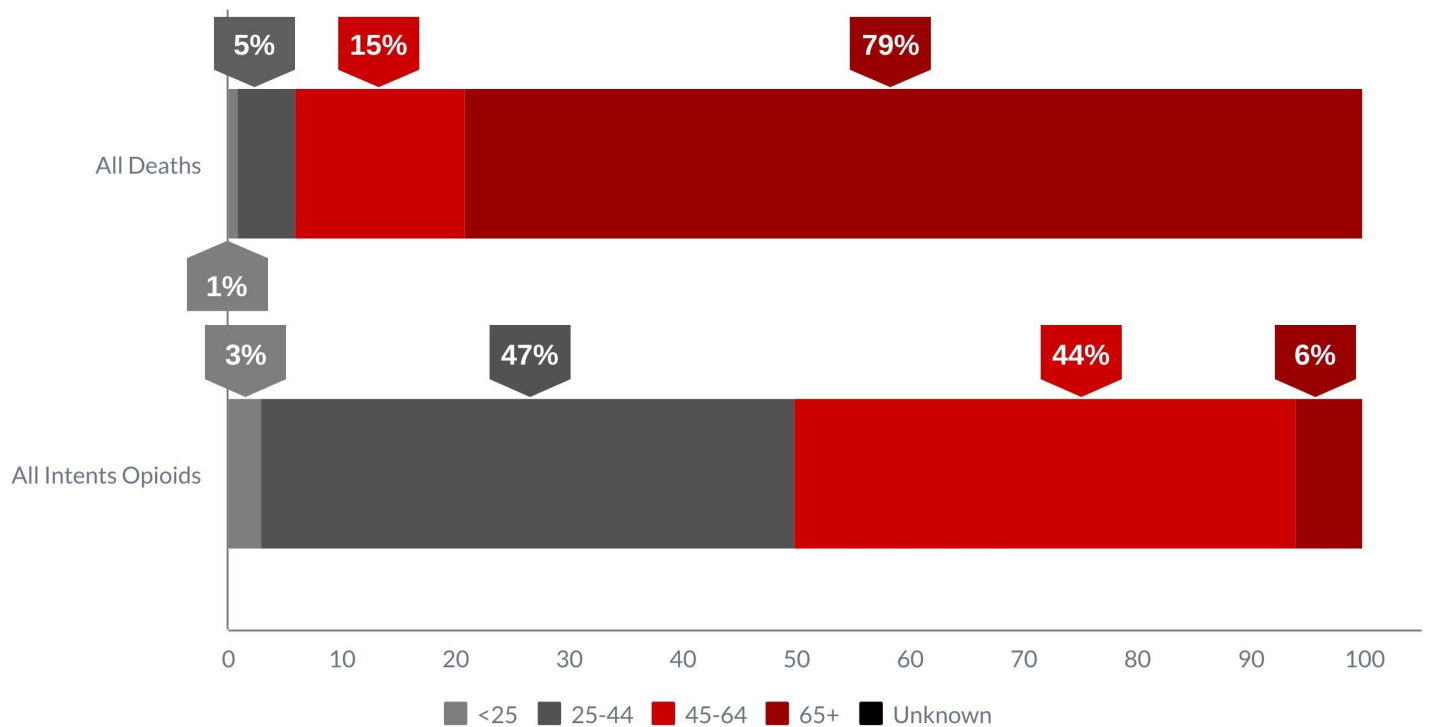
### Deaths by Sex



## Confirmed Opioid-Related Overdose Deaths, All Intent Compared to All Deaths by Age: January 2023-September 2023

	<15	15-24	25-34	35-44	45-54	55-64	65+	Unknown	Total
All Deaths	247	284	766	1,296	2,085	4,778	35,541	2	44,999
Confirmed Opioid-Related Overdose Deaths, All Intent	2	39	257	362	302	266	80	1	1,309

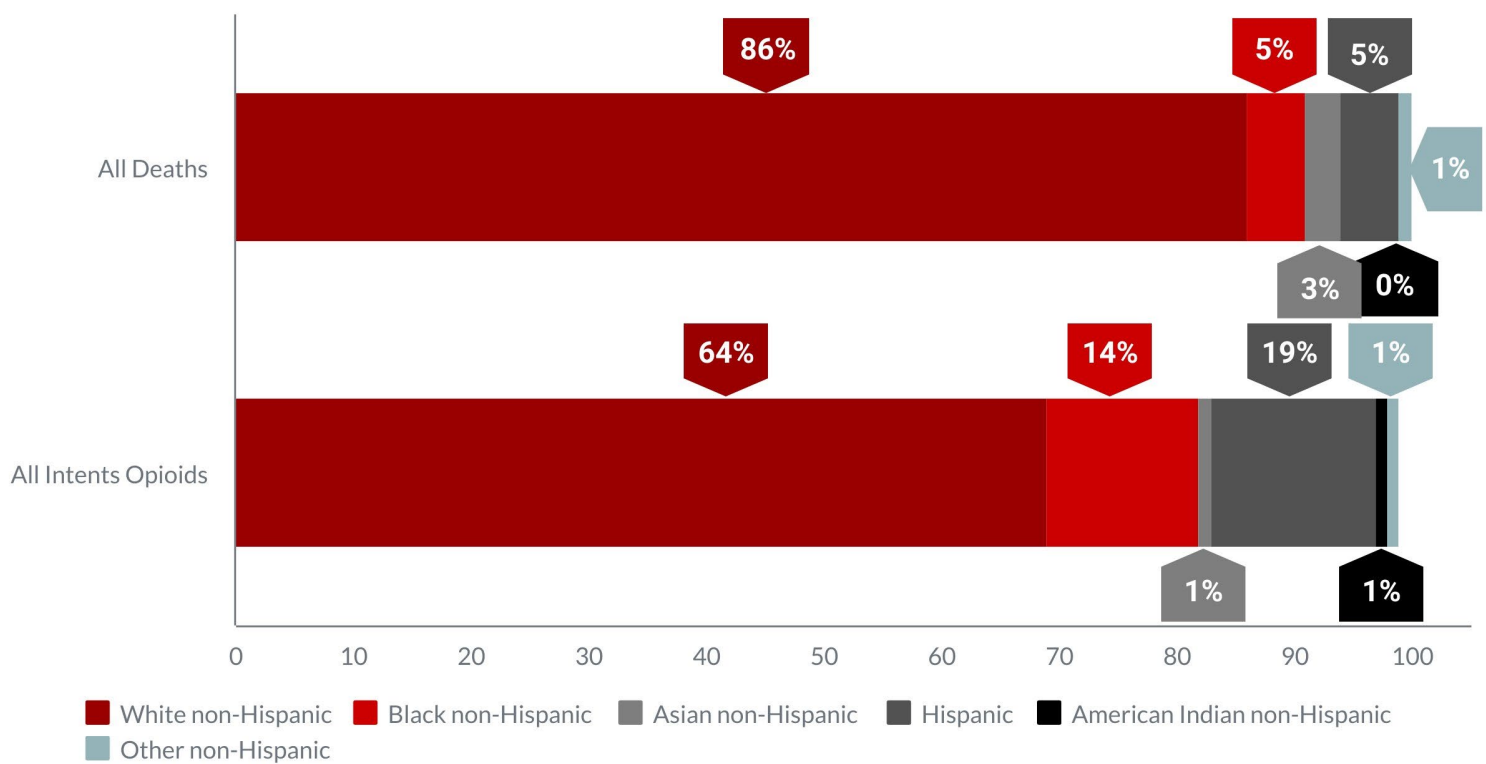
### Deaths by Age



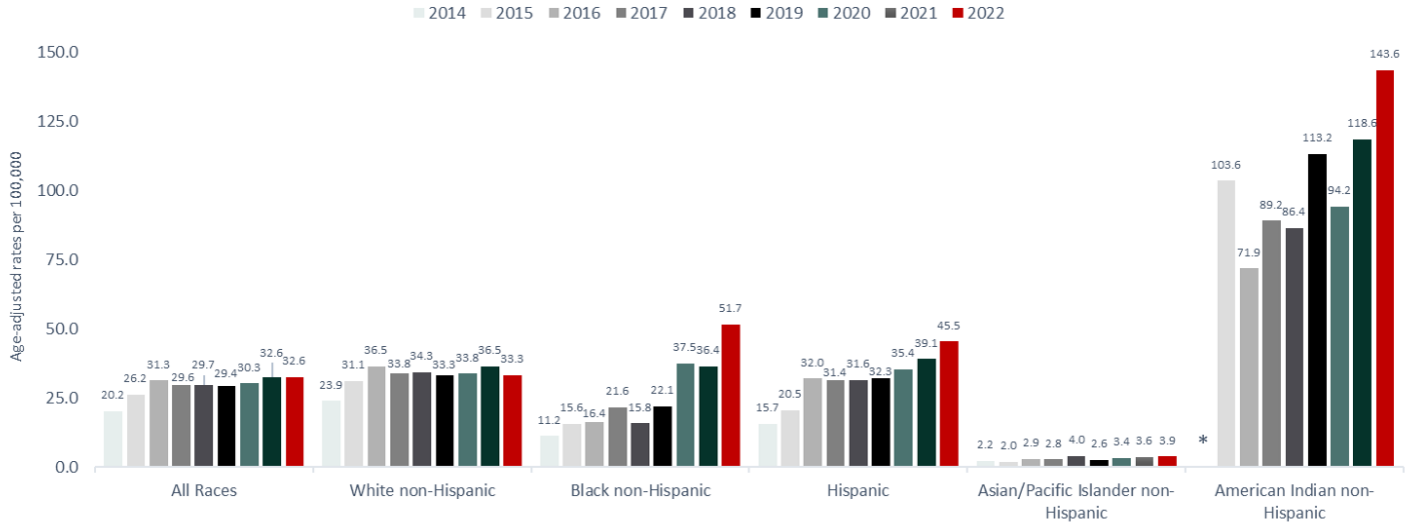
**Confirmed Opioid-Related Overdose Deaths, All Intent  
Compared to All Deaths by Race and Hispanic Ethnicity: January 2023-September 2023**

	White non-Hispanic	Black non-Hispanic	Asian non-Hispanic	Hispanic	American Indian non-Hispanic	Other non-Hispanic	Total
All Deaths	38,497	2,524	1,227	2,316	76	301	44,999
Confirmed Opioid-Related Overdose Deaths, All Intent	843	178	14	245	7	14	1,309

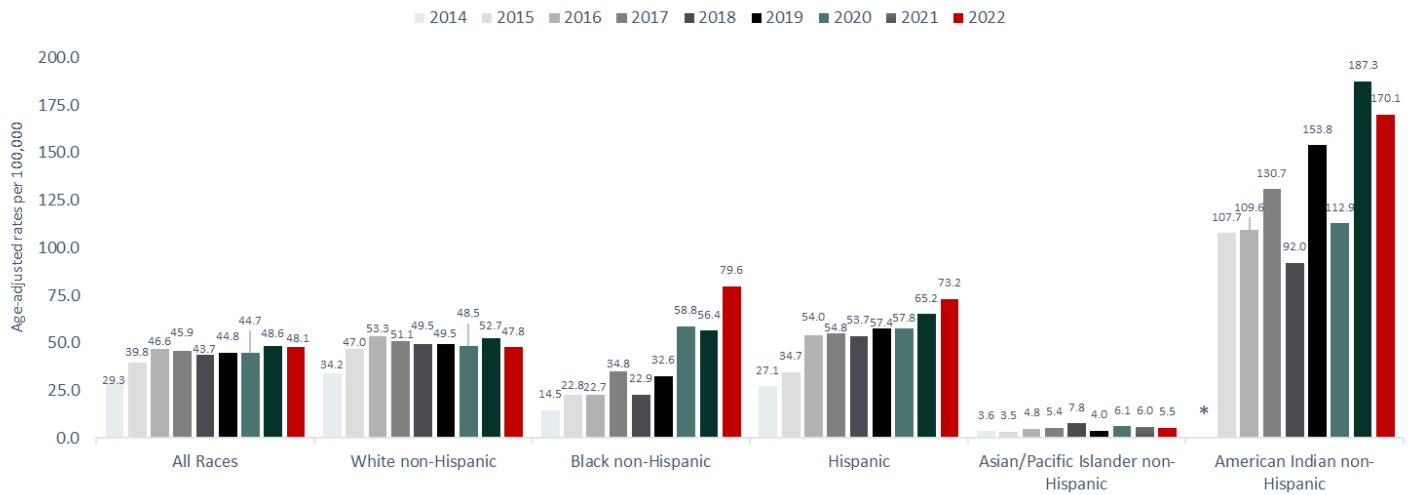
**Deaths by Race and Hispanic Ethnicity**



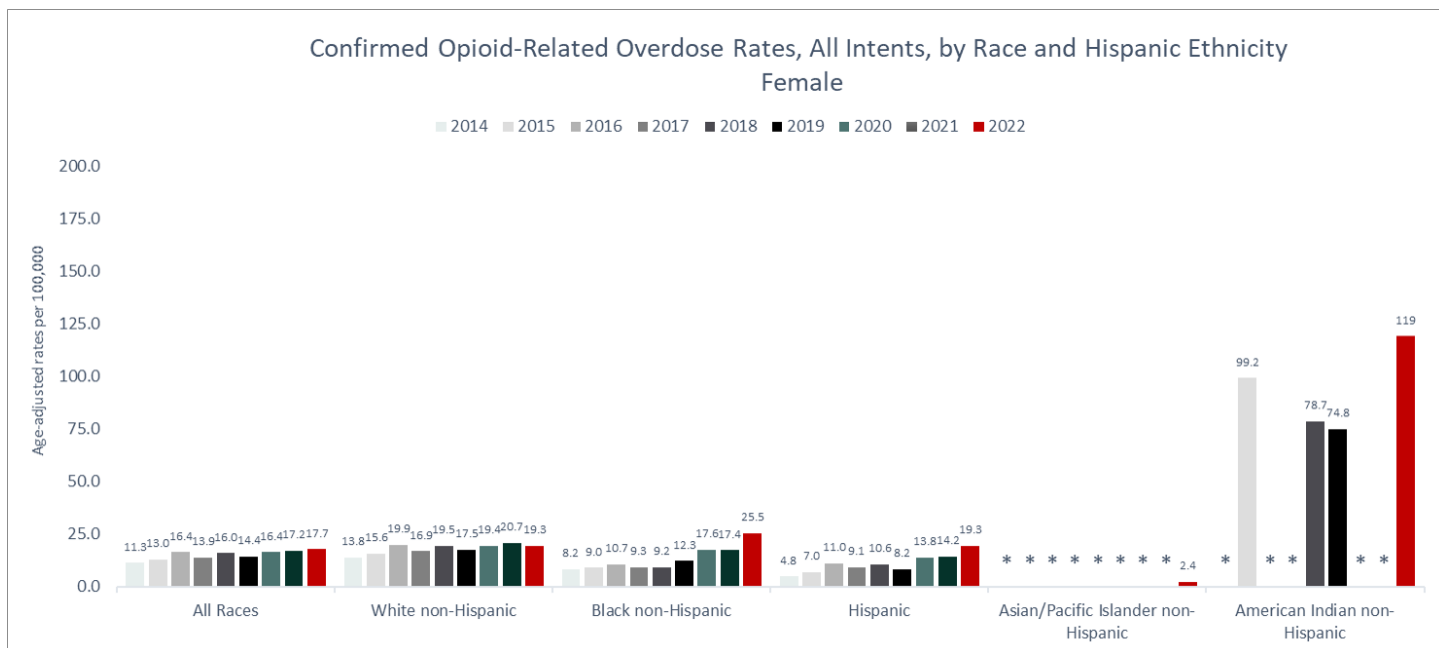
Confirmed Opioid-Related Overdose Rates, All Intents, by Race and Hispanic Ethnicity



Confirmed Opioid-Related Overdose Rates, All Intents, by Race and Hispanic Ethnicity  
Male



\*Rate calculations based on death counts less than 5 are excluded due to rate instability.



### Technical Notes

- Opioids include heroin, illicitly manufactured fentanyl, opioid-based prescription painkillers, and other unspecified opioids.
- 2021 - 2022 death data are preliminary and subject to updates. Case reviews of deaths are evaluated and updated on an ongoing basis. Many deaths have yet to be assigned final cause of death codes. The information presented in this report only includes confirmed cases. Data updated on 10/19/2023.
- Beginning with the May 2017 report, DPH started reporting opioid-related overdose deaths for all intents, which includes unintentional/undetermined and suicide.
- Beginning with the August 2019 report, DPH updated the case definition used to identify opioid-related overdose deaths to match the CDC's case definition. The following International Classification of Disease (ICD-10) codes for mortality were selected from the underlying cause of death field to identify poisonings/overdoses: X40-X44, X60-X64, X85, and Y10-Y14. All multiple cause of death fields were then used to identify an opioid-related overdose death: T40.0, T40.1, T40.2, T40.3, T40.4, and T40.6.

### Sources

- Massachusetts Registry of Vital Records and Statistics, MDPH
- *Population 2011-2019*: Population Estimates 2011-2019, version 2020, Massachusetts Department of Public Health, Bureau of Environmental Health. Version 2020 years 2018-2019 apply updates from U.S. Census Bureau's County Population by Characteristics, vintage 2020; all previous years apply updates from U.S. Census Bureau's County Population by Characteristics, vintage 2019 or earlier. These estimates were developed by the University of Massachusetts Donahue Institute (UMDI) in partnership with the Massachusetts Department of Public Health, Bureau of Environmental Health.
- *Population 2020-2022*: UMDI Interim 2020 Population Estimates by Age, Sex, Race, and Municipality, UMass Donahue Institute Population Estimates Program, March 1, 2022.