



# Opioid-Related Overdose Deaths, All Intent, MA Residents – Demographic Data Highlights

Massachusetts Department of Public Health

POSTED: NOVEMBER 2018

This data brief highlights demographic data from confirmed opioid-related overdose deaths for all intents, from January 2018 through September 2018.

## Confirmed Opioid-Related Overdose Deaths, All Intent, by Gender: January 2018-September 2018

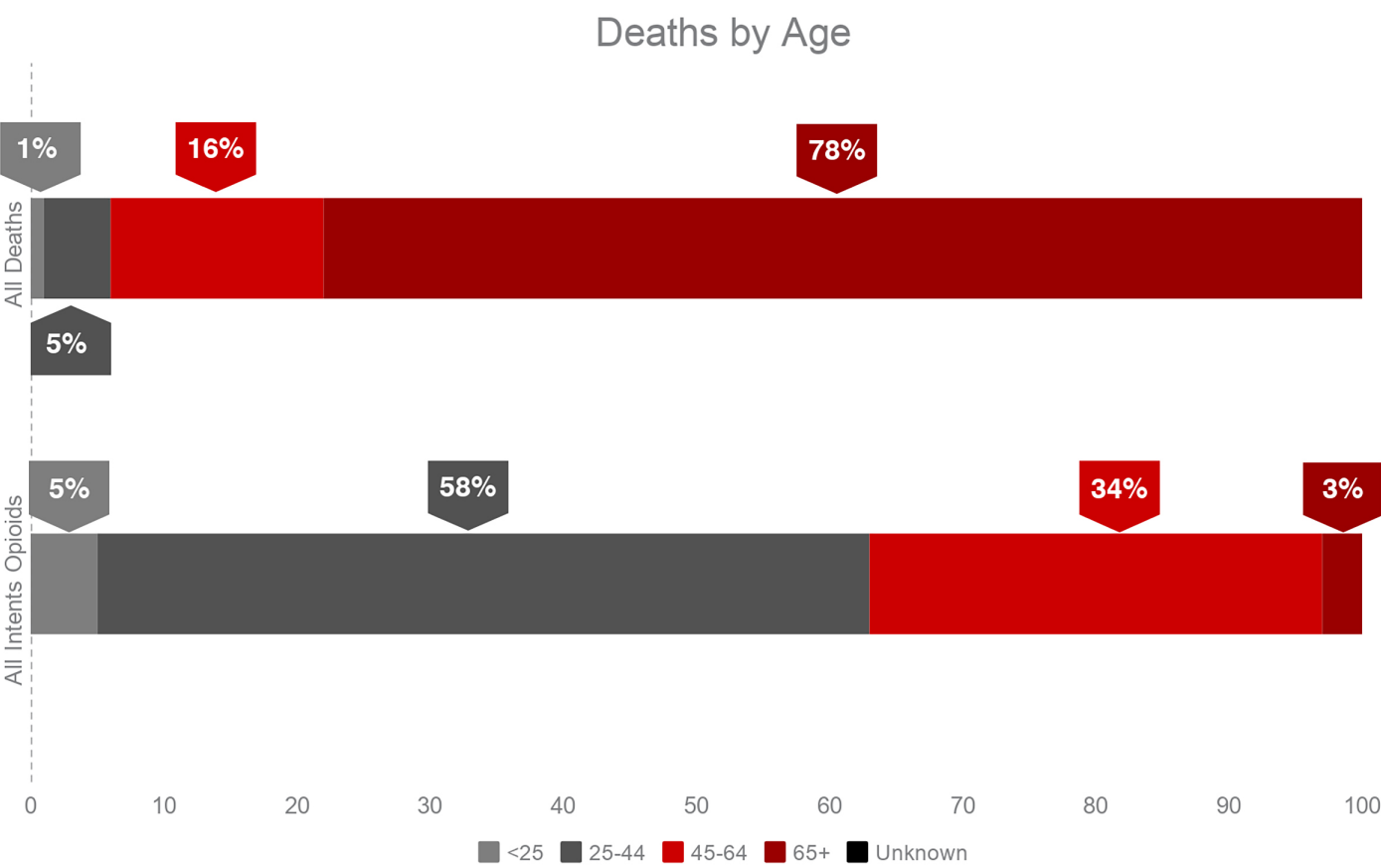
Male	905
Female	328
Total	1,233

All Intent Opioids Deaths by Gender



# Confirmed Opioid-Related Overdose Deaths, All Intent Compared to All Deaths by Age: January 2018-September 2018

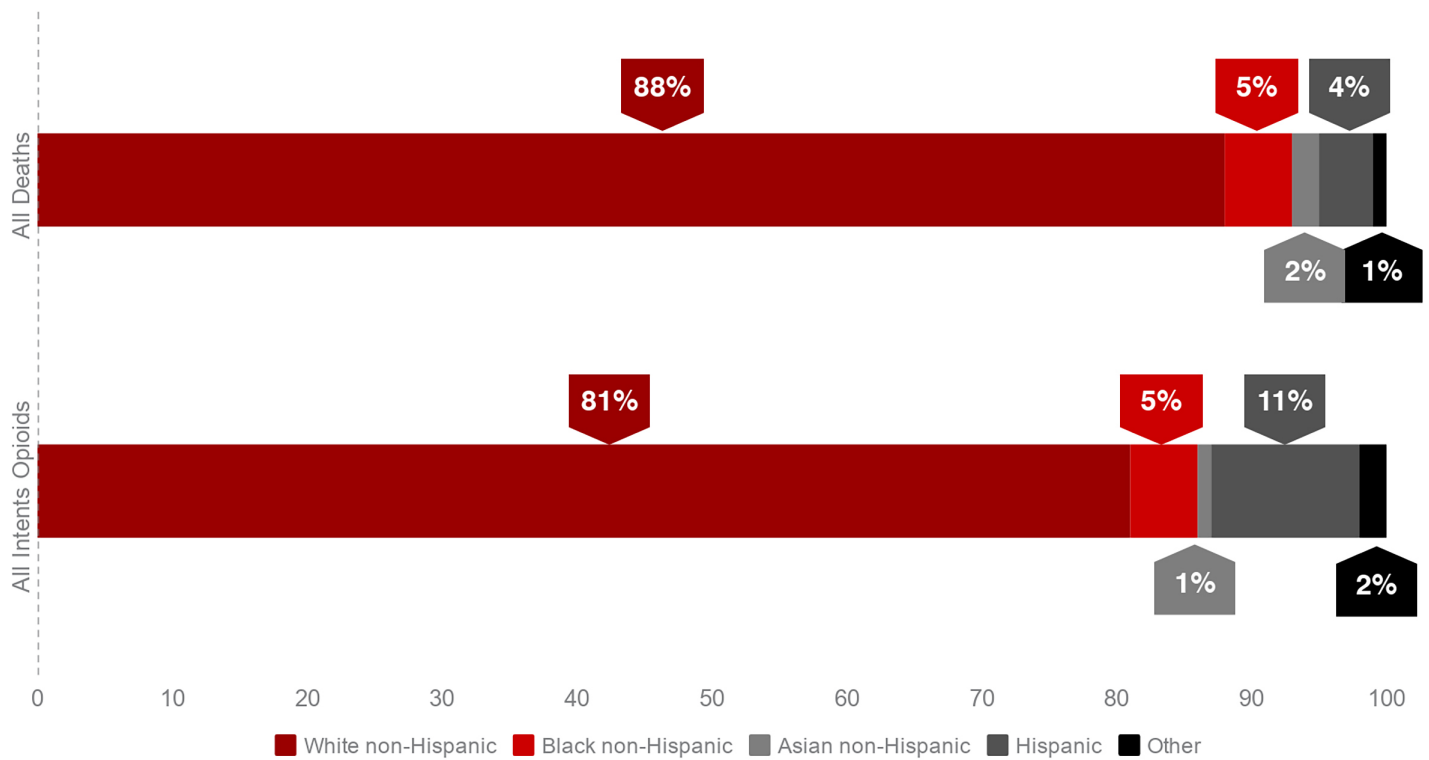
	<15	15-24	25-34	35-44	45-54	55-64	65+	Unknown	Total
All Deaths	279	313	990	1,124	2,129	4,788	34,319	1	43,943
Confirmed Opioid-Related Overdose Deaths, All Intent	0	67	396	314	263	160	33	0	1,233



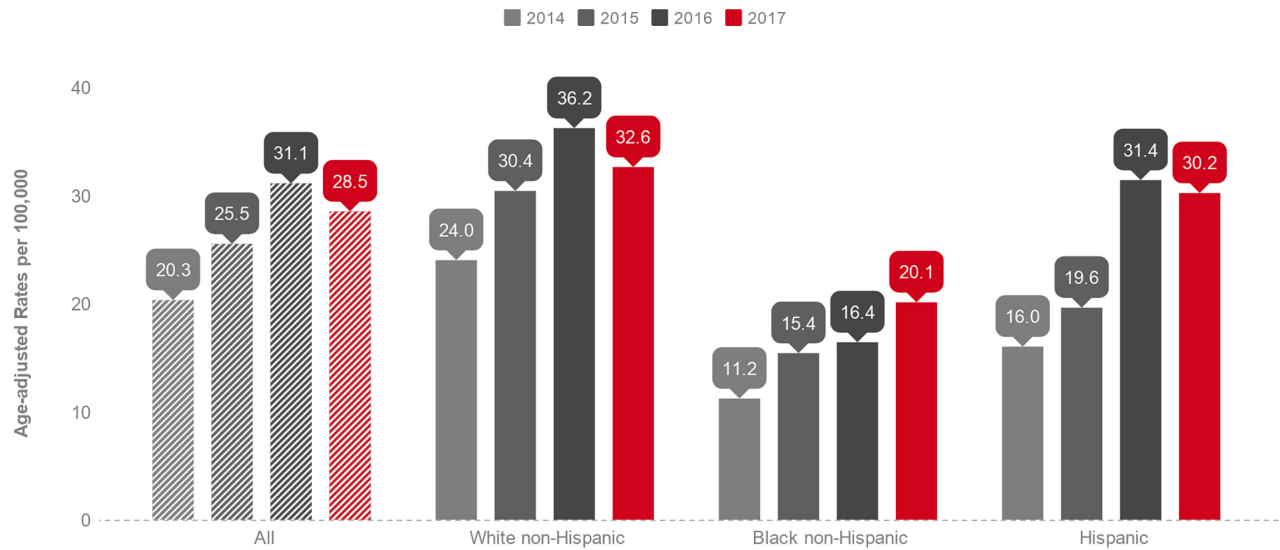
## Confirmed Opioid-Related Overdose Deaths, All Intent Compared to All Deaths by Race and Hispanic Ethnicity: January 2018-September 2018

	White non-Hispanic	Black non-Hispanic	Asian non-Hispanic	Hispanic	Other/Unknown	Total
All Deaths	38,765	2,006	893	1,786	493	43,943
Confirmed Opioid-Related Overdose Deaths, All Intent	996	58	12	143	24	1,233

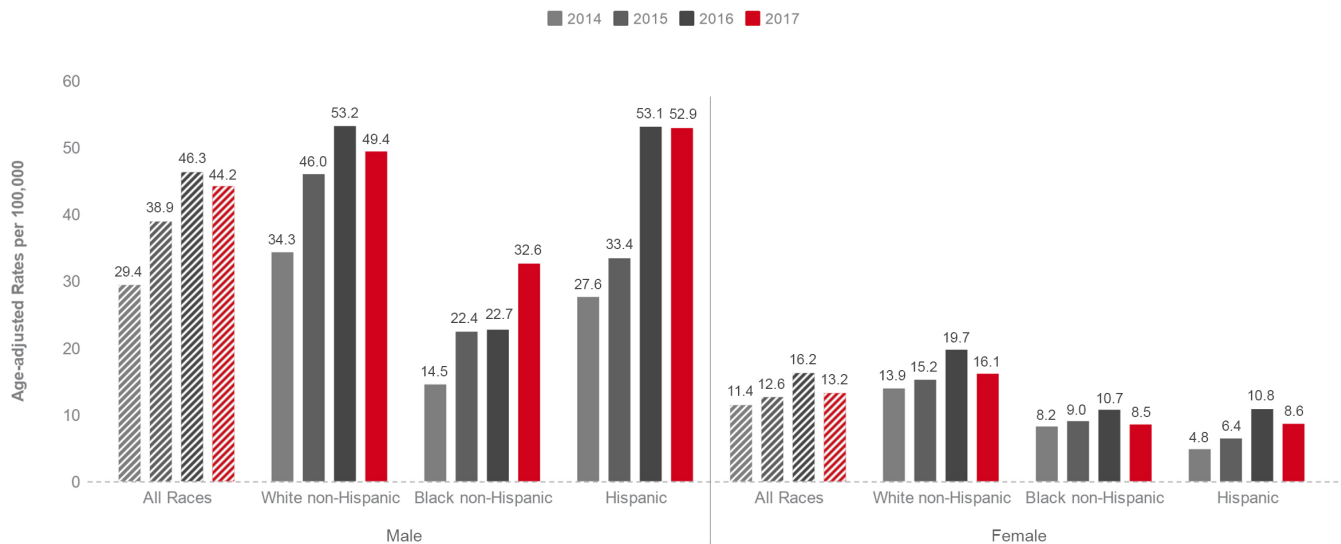
### Deaths by Race and Hispanic Ethnicity



## Confirmed Opioid-Related Overdose Death Rates, All Intent, by Race and Hispanic Ethnicity



## Confirmed Opioid-Related Overdose Death Rates, All Intent, by Gender and Race and Hispanic Ethnicity



### Technical Notes

- Opioids include heroin, illicitly manufactured fentanyl, opioid-based prescription painkillers, and other unspecified opioids.
- 2016-2018 death data are preliminary and subject to updates. Case reviews of deaths are evaluated and updated on an ongoing basis. A large number of deaths have yet to be assigned final cause-of-death codes. The information presented in this report only includes confirmed cases. Data updated on 10/25/2018.
- Beginning with the May 2017 report, DPH started reporting opioid-related deaths for all intents, which includes unintentional/undetermined and suicide.

### Sources

- Massachusetts Registry of Vital Records and Statistics, MDPH

- Population Estimates: Small Area Population Estimates 2011-2020, version 2017, Massachusetts Department of Public Health, Bureau of Environmental Health. Population estimates used for years following the decennial census were developed by the University of Massachusetts Donahue Institute (UMDI) in partnership with the Massachusetts Department of Public Health, Bureau of Environmental Health.