

# Opioid Recovery & Remediation Fund Advisory Council



**Monday, December 11, 2023**

**10:30am – 12:00pm**

**Zoom**



# Today's Agenda



- 1. Welcome & Approval of 9/27/2023 Meeting Minutes**
2. AGO Opioid Settlements Update
3. Update on Municipal Abatement Funds
4. Advisory Council's Recommended Priorities and Review of Corresponding Initiatives
5. Upcoming Meetings in 2024
6. Appendix: Summary of Municipal Reporting



# Today's Agenda



1. Welcome & Approval of 9/27/2023 Meeting Minutes
- 2. AGO Opioid Settlements Update**
3. Update on Municipal Abatement Funds
4. Advisory Council's Recommended Priorities and Review of Corresponding Initiatives
5. Upcoming Meetings in 2024
6. Appendix: Summary of Municipal Reporting



# Opioid Settlements Update

\*\*\*

Opioid Recovery and Remediation  
Fund Advisory Council  
December 11, 2023

\*\*\*

Sandra Wolitzky  
Chief, Health Care Division  
Office of the Attorney General



# 2023 Payments to ORRF

<b>Settlement</b>	<b>2023 ORRF Payments</b>
<b>Distributors</b>	<b>\$13.8M</b>
<b>Mallinckrodt</b>	<b>\$7.1M</b>
<b>AGO Medicaid Fraud Settlements</b>	<b>\$785k</b>
<b>McKinsey</b>	<b>\$566k</b>
<b>J&amp;J</b>	<b>\$471k</b>
<b>Total</b>	<b>\$22.7M</b>



# Total Payments So Far and Estimated 18-Year Totals

	<b>Settlements Funds Already Paid (as of December 2023)</b>	<b>Estimated Total Settlement Funds to Be Paid Over 18 Years</b>
<b>To ORRF</b>	\$105,527,022	\$607,029,155
<b>To Municipalities</b>	\$51,031,535	\$379,263,142

Note: The estimated totals are updated from the June 2023 projections to reflect implementation expenses for the Teva, Allergan, Walmart, Walgreens, and CVS settlements and the impact of the Mallinckrodt second bankruptcy.



# Today's Agenda



1. Welcome & Approval of 9/27/2023 Meeting Minutes
2. AGO Opioid Settlements Update
- 3. Update on Municipal Abatement Funds**
4. Advisory Council's Recommended Priorities and Review of Corresponding Initiatives
5. Upcoming Meetings in 2024
6. Appendix: Summary of Municipal Reporting



# Municipal Abatement Updates



## Background:

- John Snow Inc. (JSI) was contracted to provide support to municipalities in their efforts to invest opioid settlement funds to effectively address the opioid crisis.
- **CARE Massachusetts: The Opioid Abatement Partnership** is guided by the commitment to utilize abatement funds in a way that supplements and strengthens existing prevention, harm reduction, treatment, and recovery resources, while ensuring that the voices of those most impacted by the opioid epidemic are involved in the decision-making process.







# Typical Municipal Abatement Payment Schedule



**FY23 (July 1, 2022 - June 30, 2023)**

**June**

**July**

**Aug.**

**Sept.**

**Oct.**

**Nov.**

July 15,

**2022**

Distributor

Payment Year 1

Sept. 30,

**2022**

Distributor

Payment Year 2

Nov. 2,

**2022**

Janssen (J&J)

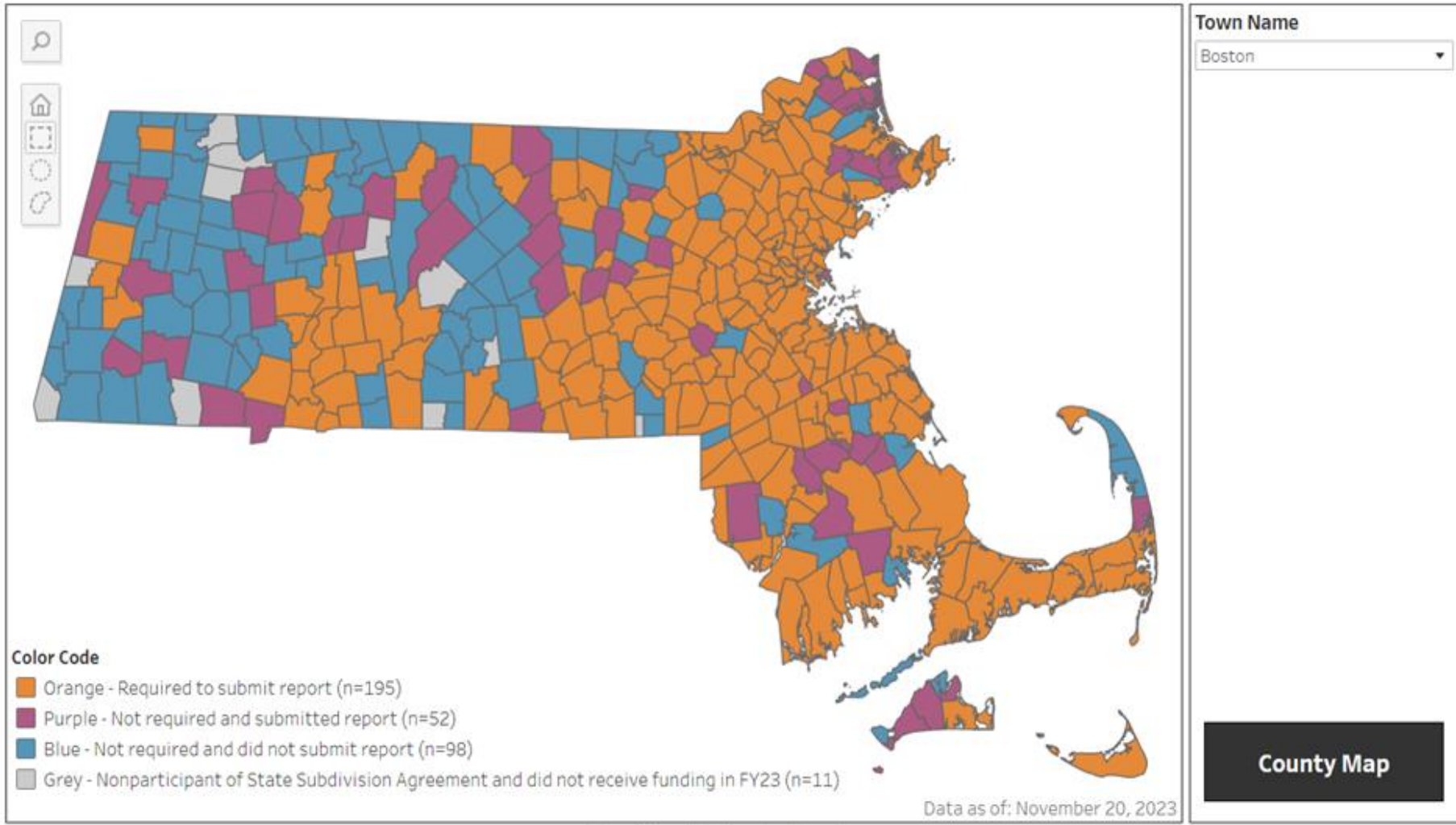
Payment Years 1-5



# Exemplar Municipal Expenditures Reporting Dashboard



## Municipal Dashboard





# Today's Agenda



1. Welcome & Approval of 9/27/2023 Meeting Minutes
2. AGO Opioid Settlements Update
3. Update on Municipal Abatement Funds
4. **Advisory Council's Recommended Priorities and Review of Corresponding Initiatives**
5. Upcoming Meetings in 2024
6. Appendix: Summary of Municipal Reporting



# Key Themes Raised by Advisory Council in Meetings to Date



- **Equity:** Need to focus on populations disproportionately impacted
- **Data Collection & Analysis:** Need for improved data collection, analysis, and reporting on SUD trends
- **Supporting Families:** Need to focus on supporting and strengthening families
- **Service Expansion/Enhancement:** Need to expand/enhance services across continuum gap
- **Workforce:** Need to strengthen and rebuild workforce
- **Social Determinants of Health:** Need to focus on upstream factors, including housing and poverty
- **Awareness:** Need to decrease stigma and increase understanding of treatment opportunities



# Advisory Council Recommended Priorities



	How Many Ranked 1 <sup>st</sup>	How Many Ranked 2 <sup>nd</sup>	How Many Ranked 3 <sup>rd</sup>	How Many Ranked 4 <sup>th</sup>	How Many Ranked 5 <sup>th</sup>	How Many Ranked 6 <sup>th</sup>	NA/Not Ranked	Weighted Total
<b>Equity</b>	8	2	2	1	1	0	2	<b>71</b>
<b>Service Expansion/ Enhancement</b>	3	4	1	4	2	1	1	<b>59</b>
<b>Workforce</b>	4	0	3	3	1	3	2	<b>50</b>
<b>Supporting Families</b>	1	4	1	1	7	2	0	<b>49</b>
<b>Social Determinants</b>	0	2	3	4	2	3	2	<b>41</b>
<b>Data Collection and Analysis</b>	0	3	4	1	0	4	4	<b>38</b>
<b>Awareness</b>	0	1	1	1	2	3	8	<b>19</b>
<b>Other</b>	0	0	1	0	1	1	13	<b>7</b>

## Weighting Key:

Ranking 1st = 6 points; Ranking 2nd = 5 points; Ranking 3rd = 4 points; Ranking 4th = 3 points; Ranking 5th = 2 points; Ranking 6th = 1 point; NA/Not Ranked = 0 points



# Proposed Implementation of Priorities

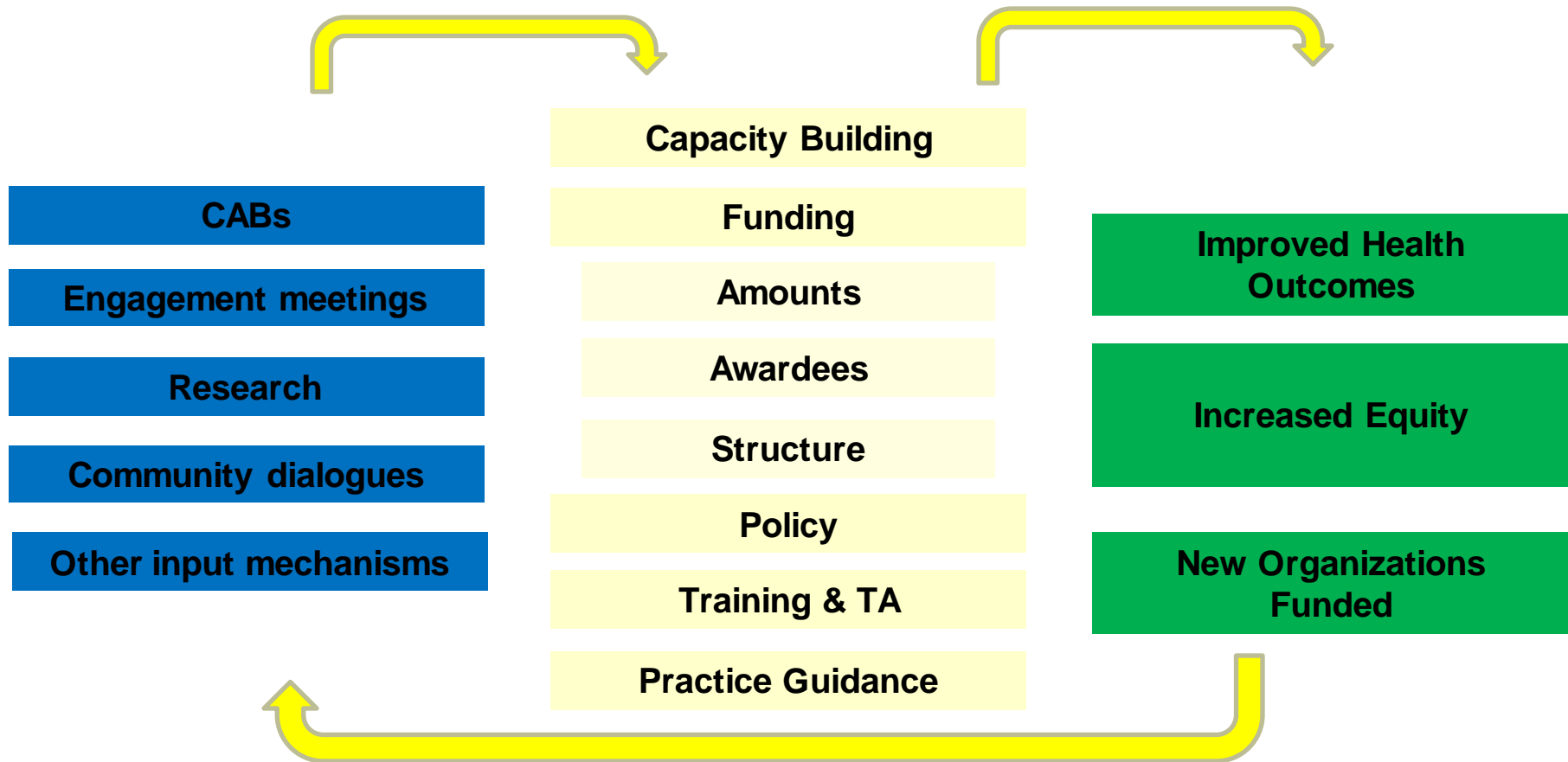


Based on the ORRF Strategic Framework and Advisory Council (AC) recommendations, combined with data on unmet needs and current activities in the Commonwealth, our goal is to focus on 4 of the 5 following priority areas via ORRF funding, and to advance a focus on Workforce (ranked 3<sup>rd</sup> by the AC) via the Behavioral Health Trust Fund. Social Determinants investments, and an Equity lens, will be woven throughout these priority areas.

Priority Area	New Funding Commitment
<b>Equity (ranked 1<sup>st</sup>)</b>	<b>\$10M ORRF</b>
<b>Service Expansion/Enhancement (2<sup>nd</sup>)</b>	<b>\$18M ORRF</b>
<b>Workforce (3<sup>rd</sup>)</b>	<b>\$15M BHTF</b>
<b>Supporting Families (4<sup>th</sup>)</b>	<b>\$3.5M ORRF</b>
<b>Data Collection &amp; Analysis (6<sup>th</sup>)</b>	<b>\$2.0M ORRF</b>



# Equity (Ranked 1) Community-Driven Equity Framework





# Community-Driven Activities at BSAS



## HRIA

- Capacity-Building and Grantmaking for BIPOC-led/serving community organizations (CBOs, FBOs, TIPSOs)

## UMass Boston CANALA Institutes

- Understanding the Substance-Related Needs of Massachusetts' Communities of Color



## Black and Latino Men's Re-Entry

- Funds six community-based service providers to offer care coordination and recovery support to Black and Latino men at high risk of post-incarceration overdose in five communities: Boston, Lawrence, Lynn, Worcester, and Springfield

## Consumer Advisory Boards (CAB)

- Currently have two CABs: Harm Reduction Advisory Committee and BIPOC grantmaking and capacity building
- Two pilot CABs in development: Transgender & Gender Expansive (TGE) CAB and Frontline Provider CAB
- Future CABs for consideration
- Compensated consultants with topic-specific lived and/or professional expertise
- Participation in bureau operations where appropriate





# Proposed New Equity Investments



## Proposal:

- **\$10m** (annually) in Trust Fund dollars to support **gaps and needs identified by population and topic-specific community advisory boards** including:
  - **\$6.5m** (annually) in Trust Fund dollars to **expand Black and Latino Men's Re-Entry** and **fund new Recovery-Based Re-Entry Services for Women**.
  - **\$3m** (annually) in Trust Fund dollars to **expand BIPOC grantmaking and capacity building**, known as **Redefining Community Wellness through HRiA**.
  - **\$500K** (annually) in Trust Fund dollars to support the **School of Re-Entry** to ensure the programming being offered is comprehensive and reflective of evidence-based practices.



# Service Expansion and Enhancement (Ranked 2)



**Background:** The ongoing opioid and polysubstance use crises underscore the need to invest in low barrier models of access to medication for addiction treatment, including bridge clinics and addiction consult services, especially through an equity lens. Additionally co-occurring stimulant use disorder highlights the need to invest in evidence practices such as contingency management.

## **Proposal:**

- **\$16m** (annually) in Trust Fund dollars to **fund 15 Hospital-based SUD programs** in highest need communities facing greatest disparities to increase access to substance use disorder services and continuity of care in the community.
- **\$2m** (annually) in Trust Fund dollars to **strengthen investments in contingency management**, particularly in light of limitations in federal funding.



## Workforce (Ranked 3)



### Proposal:

- The Executive Office of Health & Human Services administers a Behavioral Health Trust Fund, which we propose to leverage to expand upstream investments in recruitment and retention strategies and to promote a well-trained SUD workforce, especially through an equity lens.
- These OUD/SUD investments are envisioned as part of a comprehensive portfolio of Behavioral Health workforce investments being developed by EOHHS in partnership with expert/stakeholder input and the Governor's Workforce Skills Cabinet.
- We welcome your recommendations for specific areas of SUD workforce investment. As Chair of the ORRF Advisory Council, Secretary Walsh would present these SUD-related workforce proposals as they are developed to this Advisory Council for feedback and awareness.



# Supporting Families (Ranked 4)



**Background:** The effects of substance use disorder are felt by the whole family. Culturally specific evidence-based and evidence-informed models exist to support these families. However, additional support including both funding and training is needed to pilot, implement, and evaluate these models within specific communities and populations, especially through an equity lens.

## **Proposal:**

- **\$3m** (annually) in Trust Fund dollars to fund high-need communities to implement and evaluate **community-driven and culturally specific evidence-based and evidence-informed models\*** for families impacted by **SUD**.
- **\$500K** (annually) in Trust Fund dollars to fund grief support for family members who have lost a loved one to overdose.

\* EBPs may include culturally specific EBPs such as [Familias Unidas](#) (Latinx), [Strong African American Families](#) (Black/African American) and [Family Spirit](#) (Native/Indigenous), as well as [Group Peer Support](#) and other evidence-informed strategies such as grandparents raising grandchildren, etc.



# Data Collection & Analysis (Ranked 6)



## Background:

To increase transparency and promote shared access to data, BSAS recently launched a new [dashboard](#) to share data from BSAS-licensed or funded programs. BSAS is currently exploring possibilities to expand and enhance this dashboard, including potentially adding other datasets from across government such as mortality, hospitalization, and ED syndromic surveillance data, as well as creating more localized community profiles. These and other enhancements would create the necessary foundation for effectively measuring and reporting on KPIs related to ORRF strategies.

## Proposal:

**\$2m** (annually) in Trust Fund dollars to **expand and enhance the Commonwealth's substance use dashboard** to include additional datasets, community profiles, and tracking of ORRF KPIs.



# Summary of New Investments



Priority Area	Proposed Annual Investment from ORRF FY25-29
Equity	\$10.0 million
Service Expansion/Enhancement	\$18.0 million
Supporting Families	\$3.5 million
Data Collection & Analysis	\$2.0 million
<b>Total</b>	<b>\$33.5 million</b>



# Today's Agenda



1. Welcome & Approval of 9/27/2023 Meeting Minutes
2. AGO Opioid Settlements Update
3. Update on Municipal Abatement Funds
4. Advisory Council's Recommended Priorities and Review of Corresponding Initiatives
- 5. Upcoming Meetings in 2024**
6. Appendix: Summary of Municipal Reporting



# Upcoming Meetings in 2024



## **Wednesday March 6, 2024 11am–12:30pm (Zoom)**

- Updates on current initiatives, including Community/Municipal Grants Program
- Strategies to make OUD data more accessible

## Additional Meeting Dates in 2024

Thursday June 13  
@ 10:30 am

Tuesday September  
10 @ 12:30 pm

Tuesday December 3  
@ 11 am

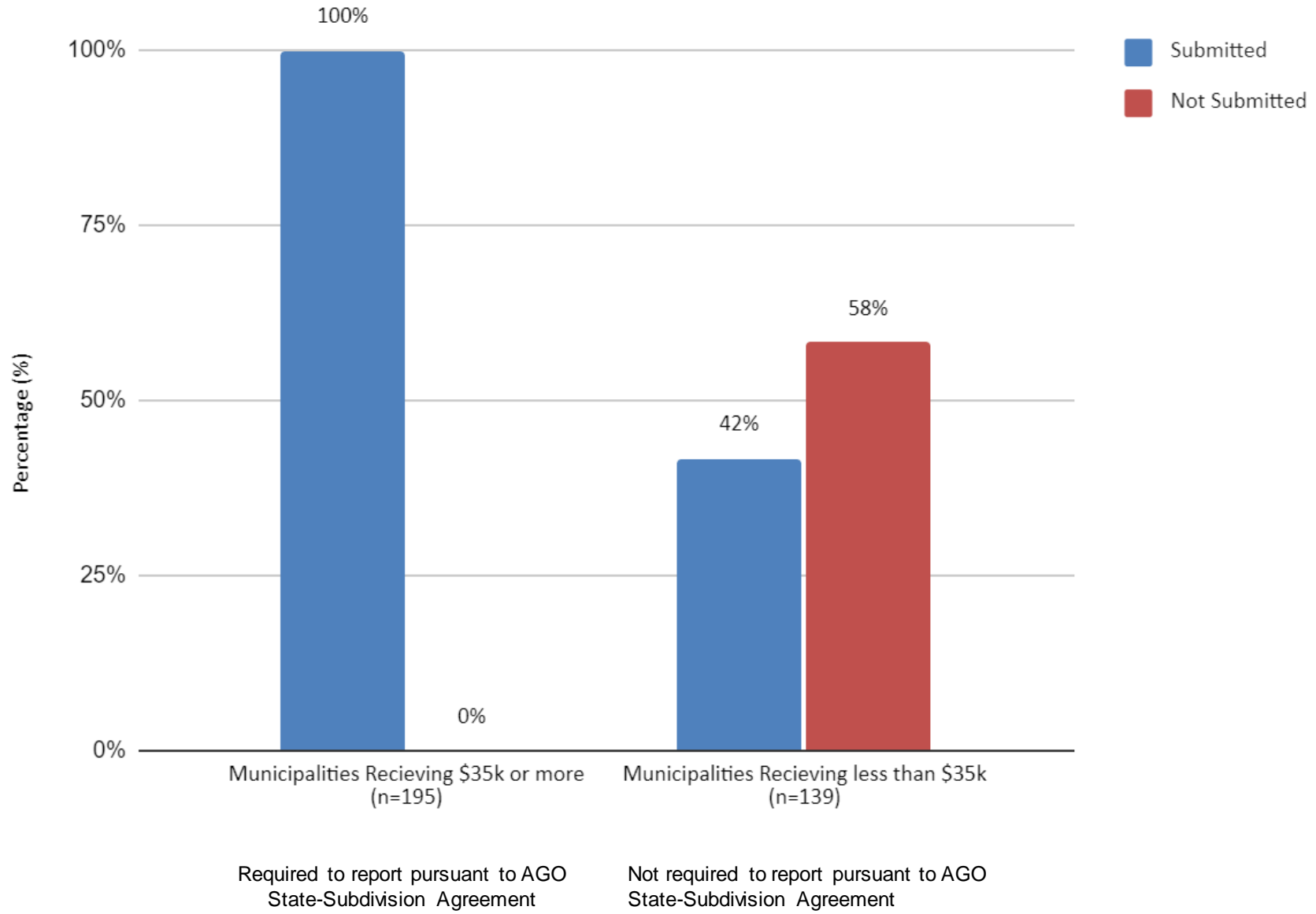




# Today's Agenda

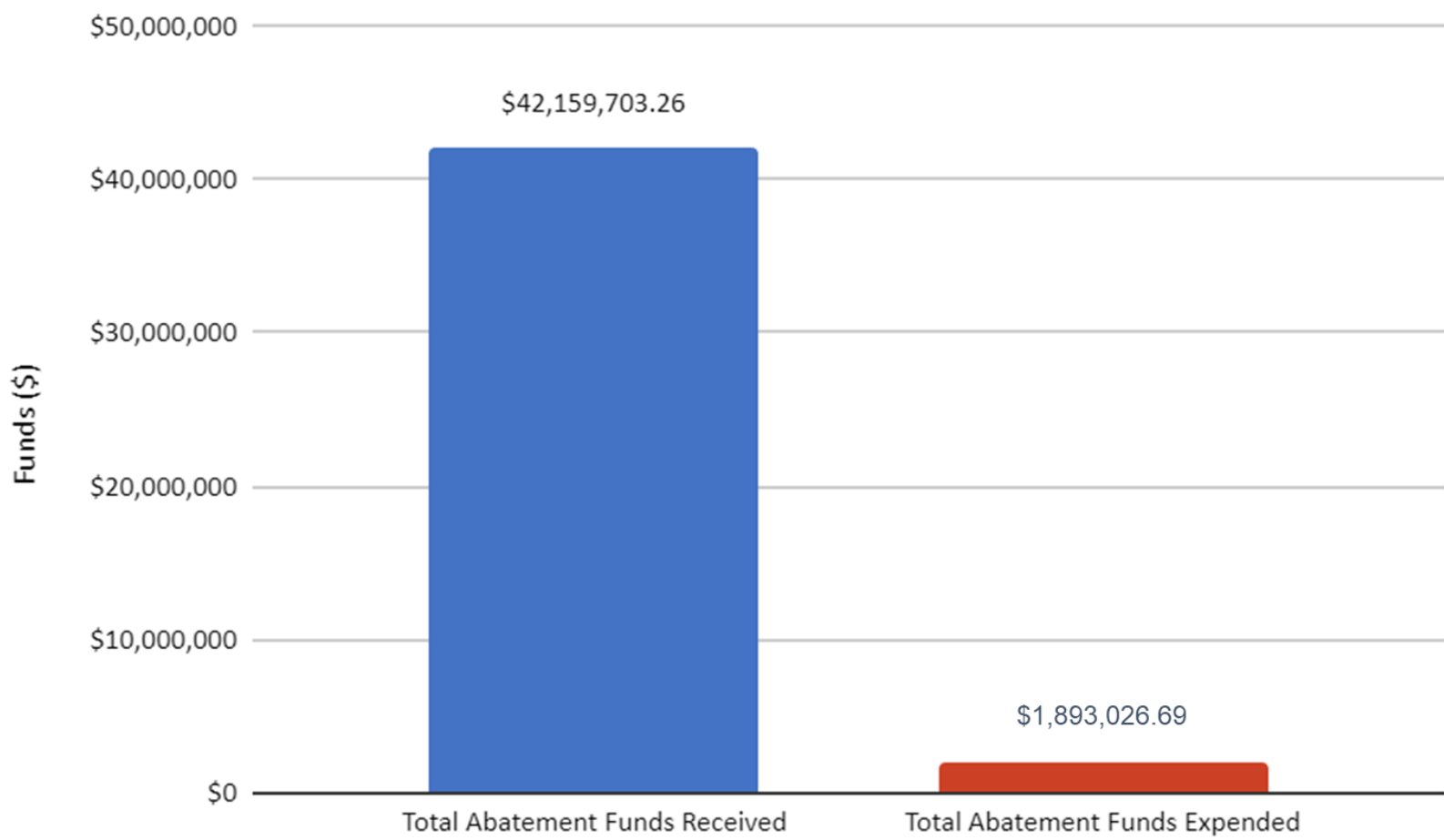


1. Welcome & Approval of 9/27/2023 Meeting Minutes
2. AGO Opioid Settlements Update
3. Update on Municipal Abatement Funds
4. Advisory Council's Recommended Priorities and Review of Corresponding Initiatives
5. Upcoming Meetings in 2024
6. **Appendix: Summary of Municipal Reporting**



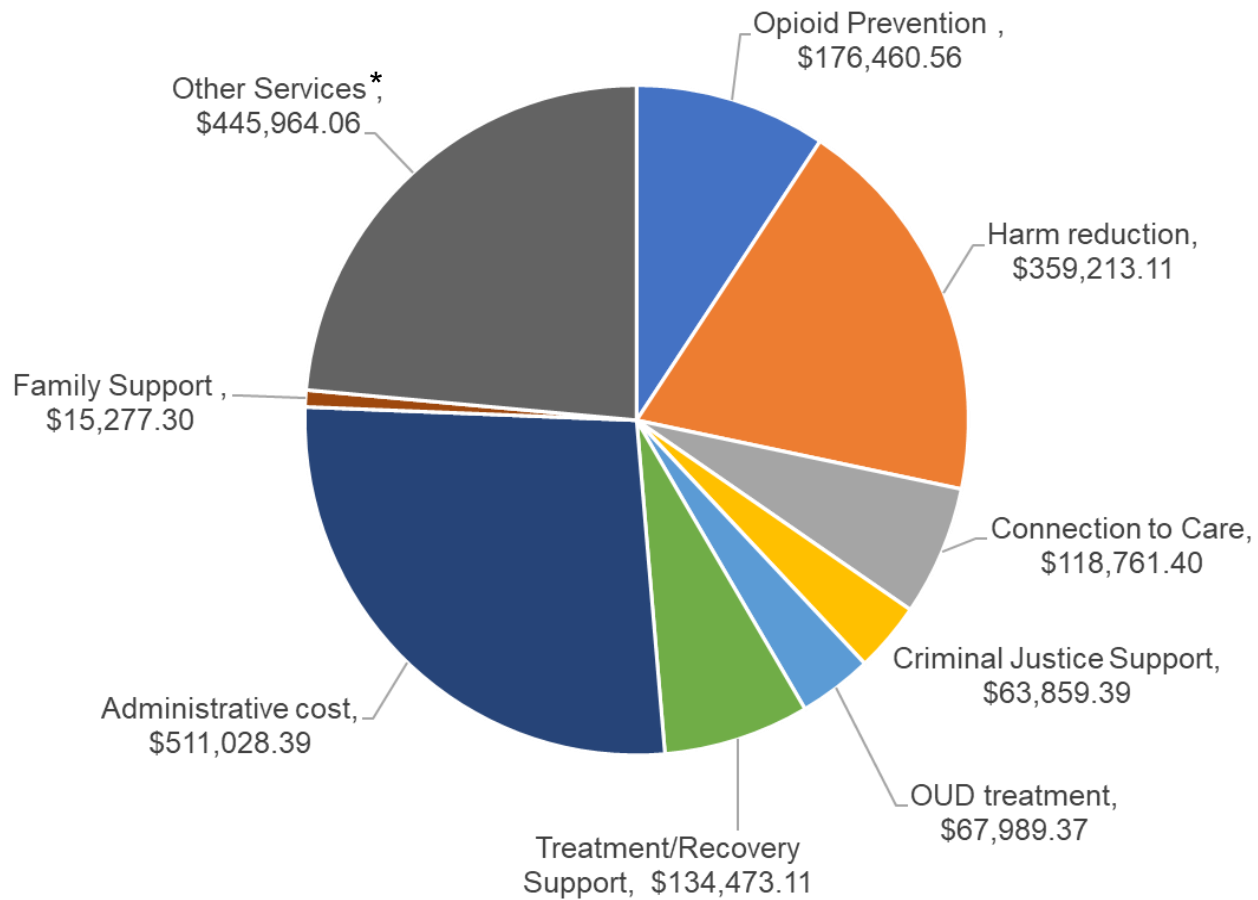


# Municipal Abatement Funds Received and Expended in FY23





# Total FY23 Municipal Expenditures by Category



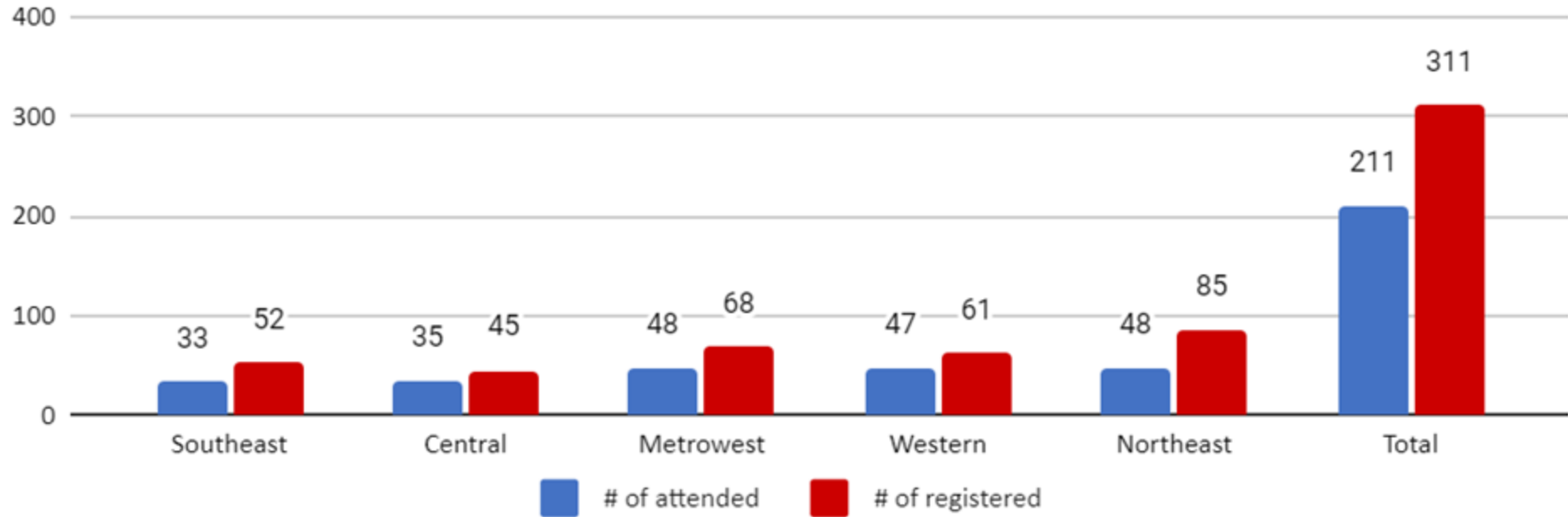
\* **Examples of "Other Services" reported by municipalities:** Community Engagement/Community Needs Assessment; Crisis Response Teams; Legal Services; First Responders Capacity Building; Job Trainings/Mental Health First Aid Trainings; Coordinated Care; Youth Support; Transportation



# Municipal Engagement/Technical Assistance Forums



## Forums held in Five Regions in September 2023

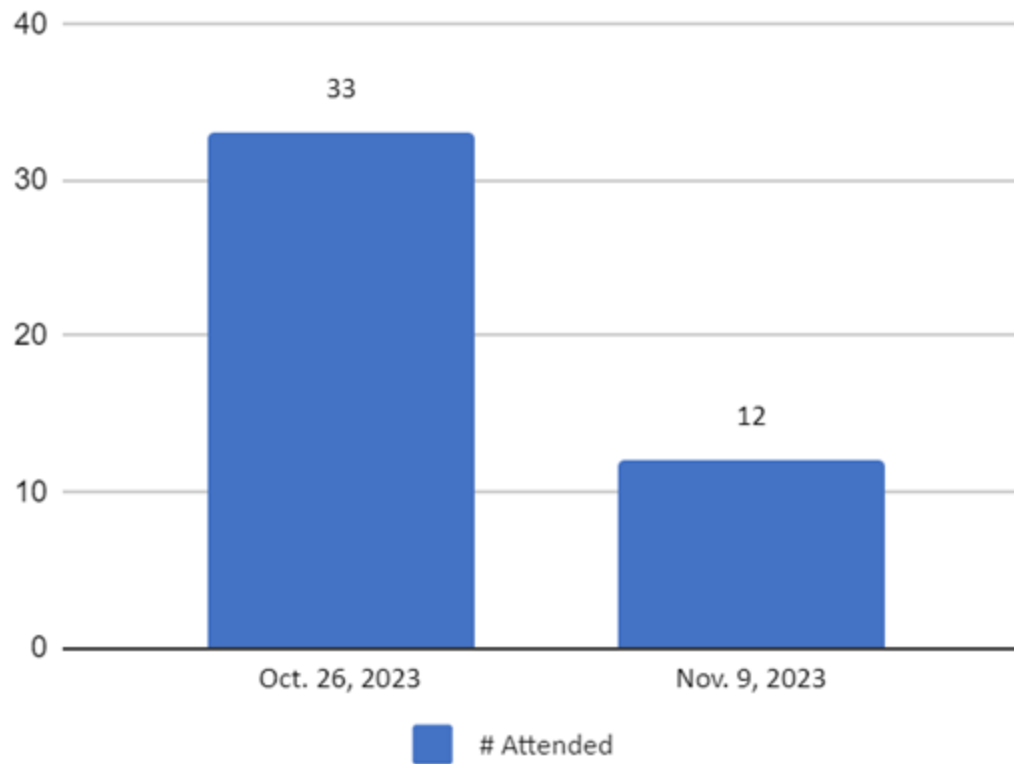




# Municipal Engagement/Technical Assistance Office Hours



## Office Hour Webinars Held in Fall 2023

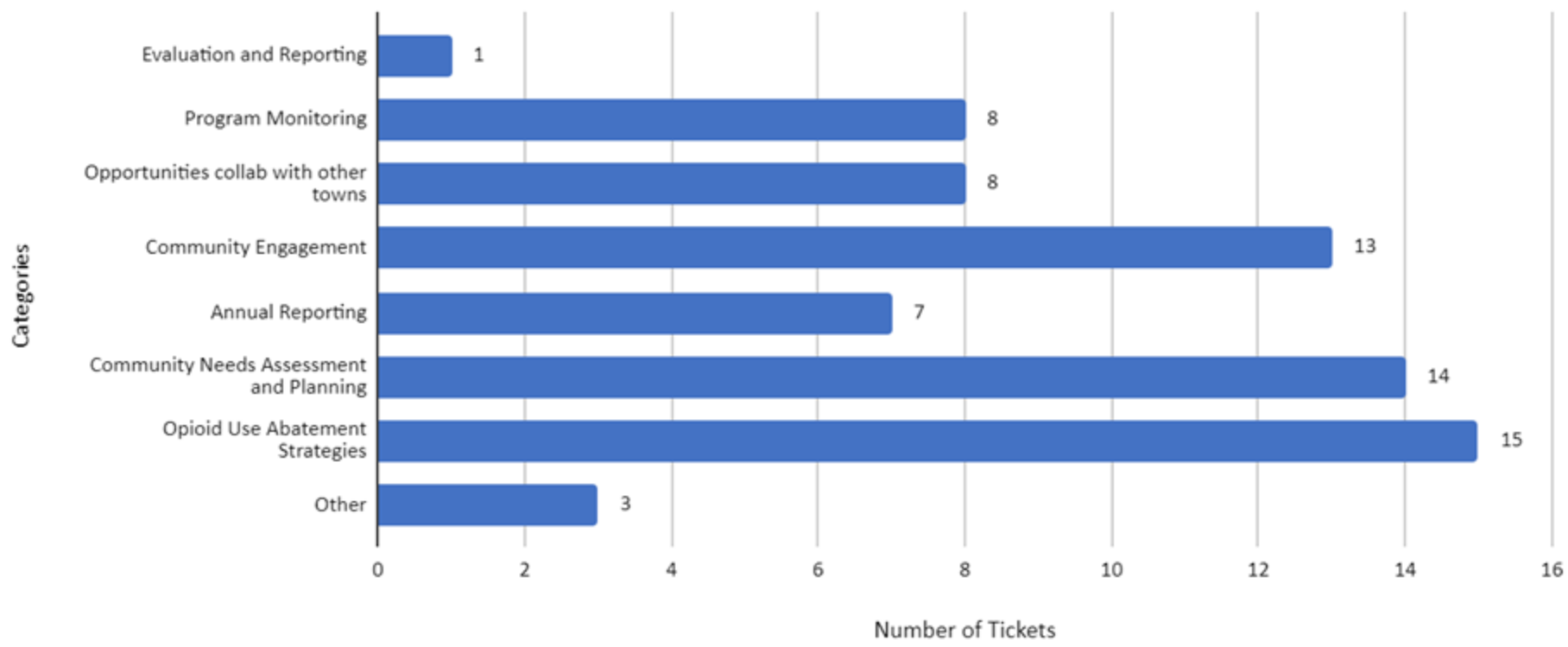




# Municipal Technical Assistance Requests by Category



## Total Technical Assistance Requests Received by Category



Note= Data as of 11.13.2023



# BSAS Community Profiles Dashboard



1. Visit [Data on Enrollments in Substance Addiction Services | Mass.gov](#) and select “Community Profile” (no login is needed)
2. Select your Massachusetts community (one of the 351 cities/towns or 14 counties)
3. A set of curated substance misuse and treatment metrics & visuals for your community is displayed. Data can be downloaded for further analysis or offline use

### Massachusetts Bureau of Substance Addiction Services Dashboard

#### Community Profile

Explore substance addiction indicators and data on treatment services in your local community

[Go to Community Profile →](#)

#### Data on BSAS Enrollments

Analyze data on enrollments in BSAS services by a variety of demographic and geographic attributes

[Go to Overview Dashboard →](#)

#### Community Profile

Select a city/town or county

**Boston**

Population **675,647**

#### Enrollment Trend

Show data for: All Fiscal Years

Legend: Enrollments (dark blue), Clients (light blue)

#### Deaths

Jan 2022 - Dec 2022

**425** Any Substance-Related Deaths

Area	Age-Adjusted Rate (per 100k residents)
Boston	67.7
Suffolk County	68.7
State	57.1

**252** Opioid-Related Deaths

**176** Alcohol-Related Deaths

#### Emergency Ev

**16,016** Any Sub

**1,954** Opioid-Re

**2,812** Opioid-Re

#### Enrollment Comparison

Show data for: Last Fiscal Year