

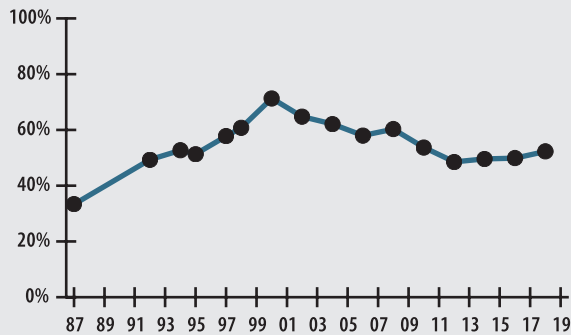
## Peabody

City Hall  
24 Lowell Street  
Peabody, MA 01960  
Phone: 978-538-5911  
Fax: 978-538-5989

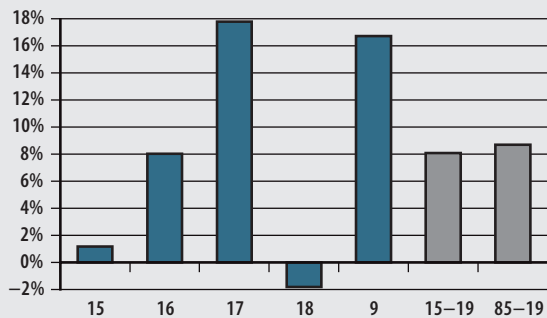
**Board Members**  
Michael Gingras, Edward Lomasney,  
Joseph DiFranco, Linda Cavallon,  
Richard Yagjian\*  
\*indicates Chairperson

**Board Administrator**  
James Freeman  
**Board Meeting**  
Generally a Tuesday or Wednesday  
at 7:00 am

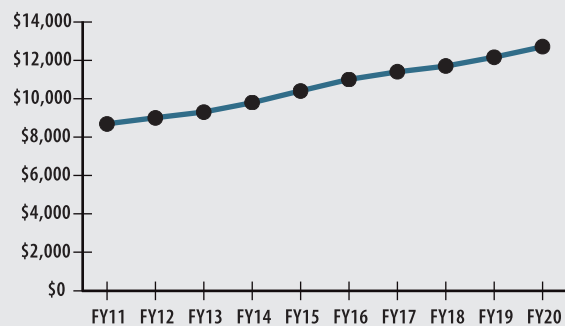
### FUNDED RATIO (1987-2019)



### INVESTMENT RETURN (2015-2019, 5 YEAR AND 35 YEAR AVERAGES)



### 10-YEAR HISTORY OF APPROPRIATIONS (IN THOUSANDS)



### INVESTMENT RETURN HISTORY

<b>35 years 2019</b>	<b>34 years 2018</b>	<b>33 years 2017</b>
8.71%	8.48%	8.81%
<b>10 years 2019</b>	<b>10 years 2018</b>	<b>10 years 2017</b>
9.11%	9.20%	5.65%
<b>5 years 2019</b>	<b>5 years 2018</b>	<b>5 years 2017</b>
8.09%	6.47%	9.95%

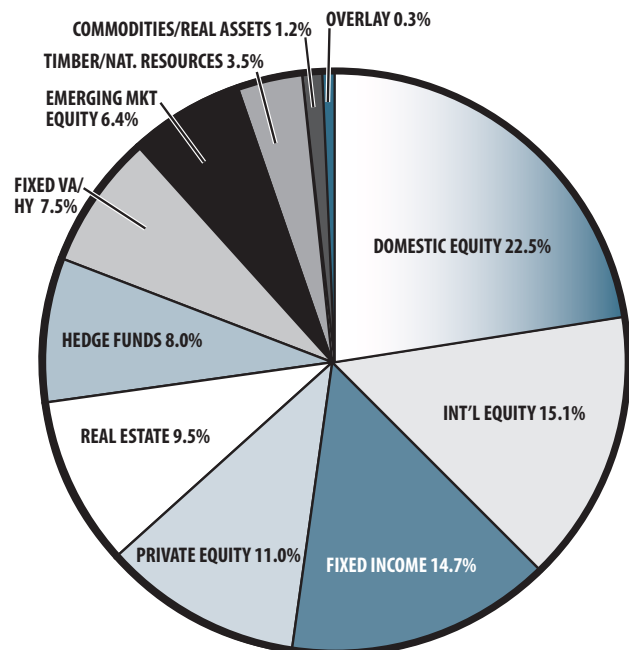
## ACTUARIAL

▶ Funded Ratio	52.3%
▶ Date of Last Valuation	1/1/18
▶ Actuary	Sherman
▶ Assumed Rate of Return	7.75%
▶ Funding Schedule	4.0% Increasing
▶ Year Fully Funded	2036
▶ Unfunded Liability	\$138.1 M
▶ Total Pension Appropriation (Fiscal 2020)	\$12.7 M

	ACTIVE	RETIRED
▶ Number of Members	853	783
▶ Total Payroll/Benefit	\$46.8 M	\$19.1 M
▶ Average Salary/Benefit	\$54,800	\$24,400
▶ Average Age	NA	76
▶ Average Service	NA	NA

## ASSET ALLOCATION (12/31/19)



## EARNED INCOME OF DISABILITY RETIREES (2018)

▶ Number of Disability Retirees	48
▶ Number Who Reported Earnings	13
▶ Number of Excess Earners	0
▶ Total Amount of Refund Due	\$0.00

▶ 2019 Return	16.72%
▶ 2019 Market Value	\$165.0 M
▶ 2015-2019 (Annualized)	8.09%
▶ 1985-2019 (Annualized)	8.71%