

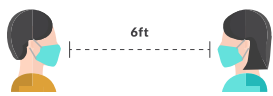


Municipalities that qualify as "Lower Risk communities" as provided in COVID-19 Order No. 51 are advanced to Step 2 of Phase 3. All other municipalities remain in Step 1 of Phase 3 until public health data meets the "Lower Risk metric" as defined in COVID-19 Order No. 51.

These sector specific COVID-19 workplace safety standards for Arcades and Other Indoor and Outdoor Game and Recreation Businesses are issued to provide owners and operators of these enterprises and workers and customers with instructions to help protect against the spread of COVID-19. Other recreation businesses involving outdoor activities such as hiking, rafting, and sports should refer to appropriate [EEA guidance](#). Indoor arts and entertainment venues, including movie theaters, comedy clubs, and live performance venues, should refer to theater and performance venue guidance, available on the [Reopening Plan website](#).

Indoor and outdoor "ball pits" must continue to remain closed until Phase 4.

In accordance with the [COVID-19 Order No. 53](#), Requiring Early Closing for Certain Businesses and Activities, Arcades and Other Indoor and Outdoor Game and Recreation Businesses must close to the public by 9:30 pm and may not re-open to the public before 5:00 am the following day ("mandatory closing period"). During this daily mandatory closing period, Arcades and Other Indoor and Outdoor Game and Recreation Businesses must not admit any customers, patrons, or members of the public. Arcades and Other Indoor and Outdoor Game and Recreation Businesses may permit employees to stay on premises during the mandatory closing period.



SOCIAL DISTANCING & CAPACITY LIMITS

MANDATORY SAFETY STANDARDS

Require face coverings for all workers and customers, except where unsafe due to medical condition or disability

In Phase 3 Step 1, each business must monitor customer entries and exits and limit occupancy at all times to the greater of the following:

- 40% of the building's maximum permitted occupancy as documented in its occupancy permit on record with the municipal building department or other municipal record holder
- Buildings for which no permitted occupancy limitation is on record may allow up to 8 persons (including staff) per 1,000 square feet of accessible, indoor space
- In any case, no dedicated gaming area within a larger facility and no enclosed space within the building shall exceed occupancy of 8 persons per 1,000 square feet

In Phase 3 Step 2, each business must monitor customer entries and exits and limit occupancy at all times to the greater of the following:

- 50% of the building's maximum permitted occupancy as documented in its occupancy permit on record with the municipal building department or other municipal record holder
- Buildings for which no permitted occupancy limitation is on record may allow up to 10 persons (including staff) per 1,000 square feet of accessible, indoor space
- In any case, no dedicated gaming area within a larger facility and no enclosed space within the building shall exceed occupancy of 10 persons per 1,000 square feet

Activities involving organized social events, such as birthday parties, must follow the Safety Standards for Indoor and Outdoor Events, including applicable occupancy limitations

Competitive leagues must follow the Safety Standards for Youth and Adult Amateur Sports Activities.

All occupant counts and calculations shall include customers, staff, and other workers

Post clearly visible signage regarding the need to maintain 6 feet of social distancing and not to enter a room until that distancing can be maintained

Ensure separation of 6 feet or more between individuals where possible:

- Close or reconfigure worker common spaces and high density areas where workers are likely to congregate (e.g., break rooms, eating areas) to allow social distancing
- Physical partitions must separate workstations that cannot be spaced out (partitions must be at least 6 feet in height)
- Install physical barriers for checkout stations where possible, otherwise maintain 6 feet distance where not possible
- Install visual social distancing markers to encourage customers to remain 6 feet apart (e.g., lines to enter the building, lines for equipment if applicable, checkout lines, lines to use the restroom)
- Mark rooms and hallways to indicate 6 feet separation
- Spectators and other non-participants must wear facial coverings and maintain 6 feet of social distance from participants

Stagger lunch and break times, regulating max number of workers in one place and ensuring at least 6 feet of physical distancing

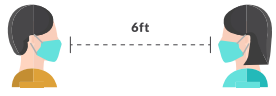
Establish directional pathways to manage visitor flow for foot traffic, to minimize contact (e.g., one-way entrance and exit to rooms / recreation areas, one-way pathways). Post clearly visible signage regarding these policies

Reconfigure seating / recreation areas to ensure 6 feet distancing between customers not in the same group

- Distance shall be measured from the closest boundary of one customer recreation area to the closest boundary of another customer recreation areas.



MA Safety Standards



MANDATORY SAFETY STANDARDS

Operational arcade games must be spaced to maintain a minimum of 6 feet distance between games

Multi-player games must be configured to permit 6 feet of distance between players at all times except that members of the same household may play games in closer proximity

If the required distancing cannot be maintained between playing positions, games or gaming positions must be closed

Limit group sizes for group activities or group bookings to no more than 10 people

Recommended Best Practices

Contactless payment methods and / or digital ticketing are encouraged

Encourage the use of electronic versions or no-touch displays in place of commonly touched physical materials (such as menus and pricing brochures) where possible. All commonly touched physical materials must be discarded or sanitized between use

Any self-serve equipment or other physical materials should be removed, and instead all materials must be handed out individually by employees



HYGIENE PROTOCOLS

MANDATORY SAFETY STANDARDS

Ensure access to handwashing facilities on site, including soap and running water, wherever possible and encourage frequent handwashing; alcohol-based hand sanitizers with at least 60% alcohol may be used as an alternative

Supply workers at workplace location with adequate cleaning products (e.g., sanitizer, disinfecting wipes)

Post visible signage throughout the site to remind workers of hygiene and safety protocols

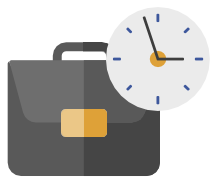
Alcohol-based hand sanitizers with at least 60% alcohol shall be made available at entrances, exits and throughout floor areas for both workers and customers

Avoid sharing equipment and supplies between workers

Disinfect shared equipment between uses by customers or workers

Prohibit any mutual touching of customer or worker equipment without sanitation between uses

Require that any equipment that cannot be disinfected between use to be removed from service for 24 hours before it can be used by another customer



STAFFING & OPERATIONS

Provide training to workers on up-to-date safety information and precautions including hygiene and other measures aimed at reducing disease transmission, including:

- Social distancing, hand-washing, proper use of face coverings
- Self-screening at home, including temperature and symptom checks
- Importance of not coming to work if ill
- When to seek medical attention if symptoms become severe
- Which underlying health conditions may make individuals more susceptible to contracting and suffering from a severe case of the virus

Facilities must screen workers at each shift by ensuring the following:

- Worker is not experiencing any symptoms such as fever (100.0 and above) or chills, cough, shortness of breath, sore throat, fatigue, headache, muscle/body aches, runny nose/congestion, new loss of taste or smell, or nausea, vomiting or diarrhea
- Worker has not had "close contact" with an individual diagnosed with COVID-19. "Close contact" means living in the same household as a person who has tested positive for COVID-19, caring for a person who has tested positive for COVID-19, being within 6 feet of a person who has tested positive for COVID-19 for 15 minutes or more, or coming in direct contact with secretions (e.g., sharing utensils, being coughed on) from a person who has tested positive for COVID-19
- Worker has not been asked to self-isolate or quarantine by their doctor or a local public health official
- Workers who fail to meet the above criteria must be sent home

Adjust workplace hours and shifts (leverage working teams with different schedules or staggered arrival / departure) to minimize contact across workers and reduce congestion at entry point

Maintain a log of workers and visitors to support potential contact tracing (name, date, time, contact information)

Businesses are encouraged to offer exclusive hours or other accommodations for those in high-risk populations as defined by the CDC

Limit worker movement to discrete work zones to minimize overlap where possible

Workers shall not appear for work or complete a shift if feeling ill



MA Safety Standards



STAFFING & OPERATIONS

MANDATORY SAFETY STANDARDS

Workers are strongly encouraged to self-identify symptoms or any close contact to a known or suspected COVID-19 case to the employer

Encourage workers who test positive for COVID-19, to disclose to the employer of the office for purposes of cleaning / disinfecting and contact tracing. If the employer is notified of any positive case at the workplace, the employer must immediately notify the local Board of Health (LBOH) in the city or town where the workplace is located. Employers must assist the LBOH with contact tracing efforts, including advising likely contacts to isolate and self-quarantine. Testing of other workers may be recommended consistent with guidance and / or at the request of the LBOH

Post notice to workers and customers of important health information and relevant safety measures as outlined in the Commonwealth's Mandatory Safety Standards for Workplace

Businesses should maintain operating hours that allow for on-going off-hour sanitation and cleaning

Limit visitors and service providers on site; shipping and deliveries should be completed in designated areas

Stagger activity / event times / encourage reservations (such as for bowling lanes) to avoid congregation of customers in different groups and to allow for thorough cleaning of the activity space (e.g., seating areas or tables) before new customers arrive

Encourage advanced reservations and digital ticketing where possible

For group activities, do not combine persons or small groups with other non-related or non-associated persons or small groups

Additional on-site amenities and services may only open and operate when those amenities or services would otherwise be authorized to operate under the Commonwealth's Phased Reopening Plan and then must adhere to all sector-specific safety protocols, available on the Reopening Plan website, applicable to the amenity or service.

Examples include:

- Indoor recreation: Indoor recreation activities designated as Phase III, Step 2 activities must remain closed until Step 2 begins
- Restaurants: Must follow the latest restaurant guidelines and food may only be provided for seated table service or take-out, and may not be served or consumed in active playing areas
- Gift shops: Must follow the latest retail guidelines
- Pools: Must follow the latest pool guidelines
- Arts and entertainment: Must follow the latest performance arts guidance
- Bars: Must remain closed until Phase 4



CLEANING & DISINFECTING

Clean commonly touched surfaces in restrooms (e.g., toilet seats, doorknobs, stall handles, sinks, paper towel dispensers, soap dispensers) frequently and in accordance with CDC guidelines

Conduct frequent cleaning and disinfection of site (at least daily and more frequently if feasible)

Keep cleaning logs that include date, time, and scope of cleaning

Conduct frequent disinfecting of heavy transit areas and high-touch surfaces (e.g., doorknobs, bathrooms, table tops, ticket counters, staff break rooms)

In event of a positive case, shut down site for a deep cleaning and disinfecting of the workplace in accordance with current CDC guidance

Disinfect all recreation equipment and other objects distributed to customers (e.g. golf putters) immediately when returned after each use. Shared equipment provided to customers may not be re-distributed without first being disinfected according to CDC guidelines

Disposable wipes should be placed next to each piece of equipment that cannot be returned to staff (e.g. dart boards) for disinfecting. Customers are encouraged to wipe down equipment before and after use in addition to frequent disinfection by staff

If sanitation (or the monitoring thereof by employees) of any piece of equipment is not possible or practical, this equipment should be closed off

Open windows and doors to increase air flow where possible