

The Commonwealth of Massachusetts
Executive Office of Health and Human Services
Department of Public Health
250 Washington Street, Boston, MA 02108-4619

MAURA T. HEALEY
Governor

KIMBERLEY DRISCOLL
Lieutenant Governor

KATHLEEN E. WALSH
Secretary

ROBERT GOLDSTEIN, MD, PhD
Commissioner

Tel: 617-624-6000
www.mass.gov/dph

**Tritium in Groundwater Monitoring at
Pilgrim Nuclear Power Station, Plymouth, MA
July- December 2022**

This report provides data from the ongoing monitoring of tritium in groundwater and surface water at the Pilgrim Nuclear Power Station (PNPS) located in Plymouth, MA. The history of the investigation, which began in 2010, and previous update reports, are available online¹.

Summary

- Monitoring results for July-December 2022 indicate that tritium levels do not present a health risk.
- No detectable tritium was measured in either surface water samples or in 18 of 23 routinely sampled groundwater wells. Tritium levels in the 4 of 5 wells where tritium was detected were close to the detection limit of 300 pCi/L; tritium levels in the 5th well did not exceed 1,000 pCi/L.
- All measured levels of tritium in groundwater are less than the US EPA drinking water standard for tritium of 20,000 picocuries per liter (pCi/L).

Background

Holtec, the current owner of Pilgrim for purposes of decommissioning, collects samples at 23 groundwater wells and one surface water location on-site at PNPS. The sampling interval for the last six months of 2022 was quarterly. Well and surface water samples were sent to an independent analytical lab, Teledyne, with duplicate (or “split”) samples provided to the Massachusetts Department of Public Health (DPH) for analysis at the Massachusetts Environmental Radiation Lab (MERL). Holtec regularly reports the Teledyne results to DPH, the Massachusetts Emergency Management Agency (MEMA), and the Nuclear Regulatory Commission (NRC). Summaries of both laboratory results are then provided on the DPH website².

¹ Previous PNPS Tritium in Groundwater Investigation Updates are available here:

<https://www.mass.gov/lists/environmental-monitoring-data-for-tritium-in-groundwater-at-pilgrim-nuclear-power-station>

Results are compared to a conservative, health-protective screening level of 3,000 pCi/L, or 1/10th the NRC-approved level of 30,000 pCi/L of tritium in non-drinking water sources, as well as to the US Environmental Protection Agency (EPA) drinking water standard for tritium of 20,000 pCi/L. As the closest municipal drinking water wells are 2.5 miles from PNPS, municipal water is not expected to be impacted by the tritium on-site at PNPS.

Results and Discussion

Groundwater monitoring results for the last six months of 2022 showed tritium levels were stable, at concentrations less than or just slightly greater than the method detection limit of 300 pCi/L, in 22 of the 23 on-site groundwater wells that are routinely monitored. Tritium levels in MW-216 remained less than 1,000 pCi/L during the last six months of 2022².

Figure 1 shows sampling results for MW-216, MW-218, and MW-219, where tritium levels have historically exceeded the screening level of 3,000 pCi/L. For the last six months of 2022, tritium levels at MW-216 were 396 pCi/L and 965 pCi/L, for the third and fourth quarterly samples, respectively; tritium levels at MW-218 were 304 pCi/L for the third quarterly sample, and below the detection limit for the fourth quarterly sample. Tritium levels at MW-219 were below the detection limit for both sampling rounds.

Tritium levels in groundwater wells at PNPS for the first six months of 2022 do not present a health risk.

² Summary tables of groundwater and surface water monitoring results are on the DPH website:
<https://www.mass.gov/lists/environmental-monitoring-data-for-tritium-in-groundwater-at-pilgrim-nuclear-power-station#summaries---results->

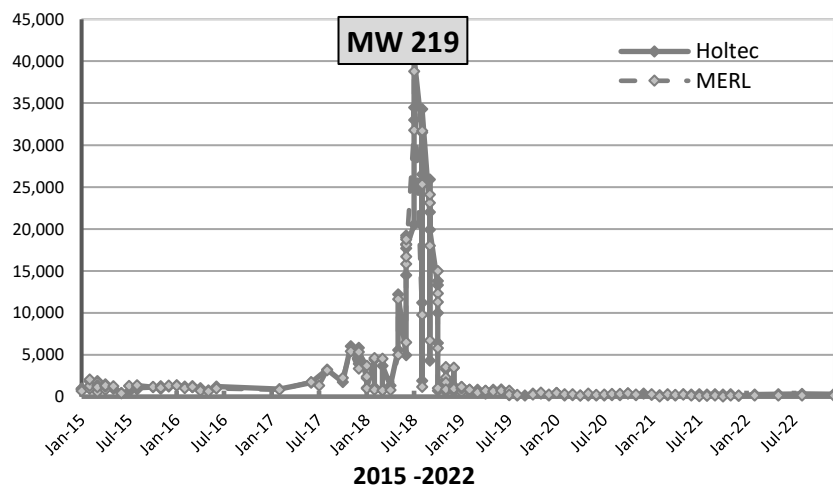
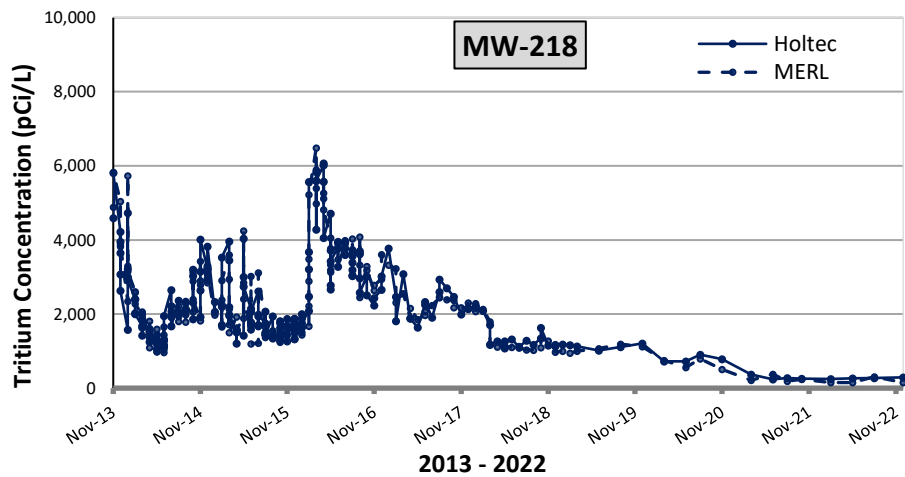
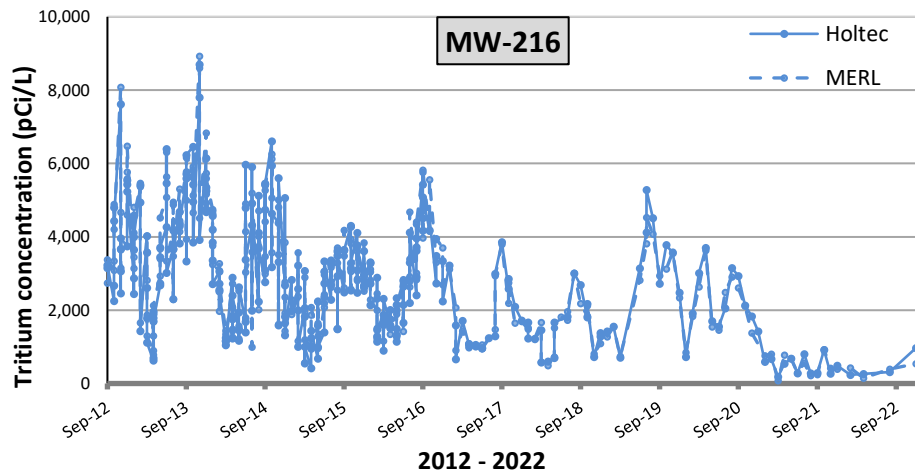


Figure 1. Results for tritium in groundwater samples collected from Pilgrim Nuclear Power Station (PNPS), at monitoring wells where tritium levels have historically exceeded 3,000 pCi/L. Data are plotted separately based on PNPS operator (solid lines) or DPH (dotted lines) produced results. Values below detection limit (DL) plotted as DL/2.

Posted: November 2023