

LEVEL AND TREND

MAKING SENSE OF THE PERFORMANCE OF THE
MASSACHUSETTS HEALTH CARE SYSTEM

Áron Boros | *Executive Director*
October 6, 2014 Cost Trends Hearings



center
for health
information
and analysis

TOTAL HEALTH CARE EXPENDITURES



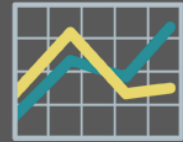
Level

Highest

Compared to other states

CMS, 2009 data

Trend

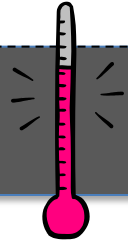


Favorable

Compared to benchmark,
economic growth,
national trends

CHIA, Prelim. 2012-2013

Public Payers



Level

High

c.f. other states

Medicare

Low

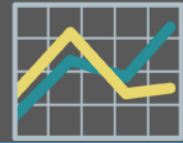
c.f. 2005, inflation adjusted

Medicaid

CMS, 2009 data

Blue Cross Blue Shield Foundation

Trend



Low

like other states

Higher

+3.3% per member

CMS, CHIA (MassHealth)

ALTERNATIVE PAYMENT METHODOLOGIES



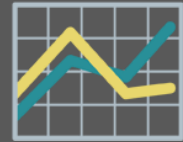
Level

High

c.f. other states

Catalyst for Payment Reform

Trend



Flat

CHIA, 2012-2013

PREMIUMS



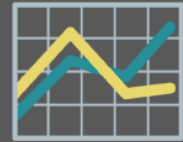
Level

High*

c.f. other states

MEPS 2013 data

Trend



Flat

and no buy-down

CHIA, 2012-2013

DATA CHALLENGES

- Standardization
- Adjustments and Estimates
 - Timing
 - Gaps

