



# Massachusetts Department of Public Health

## PUBLIC HEALTH RESPONSE TO COVID-19 IN MASSACHUSETTS

Thursday, April 23, 2020

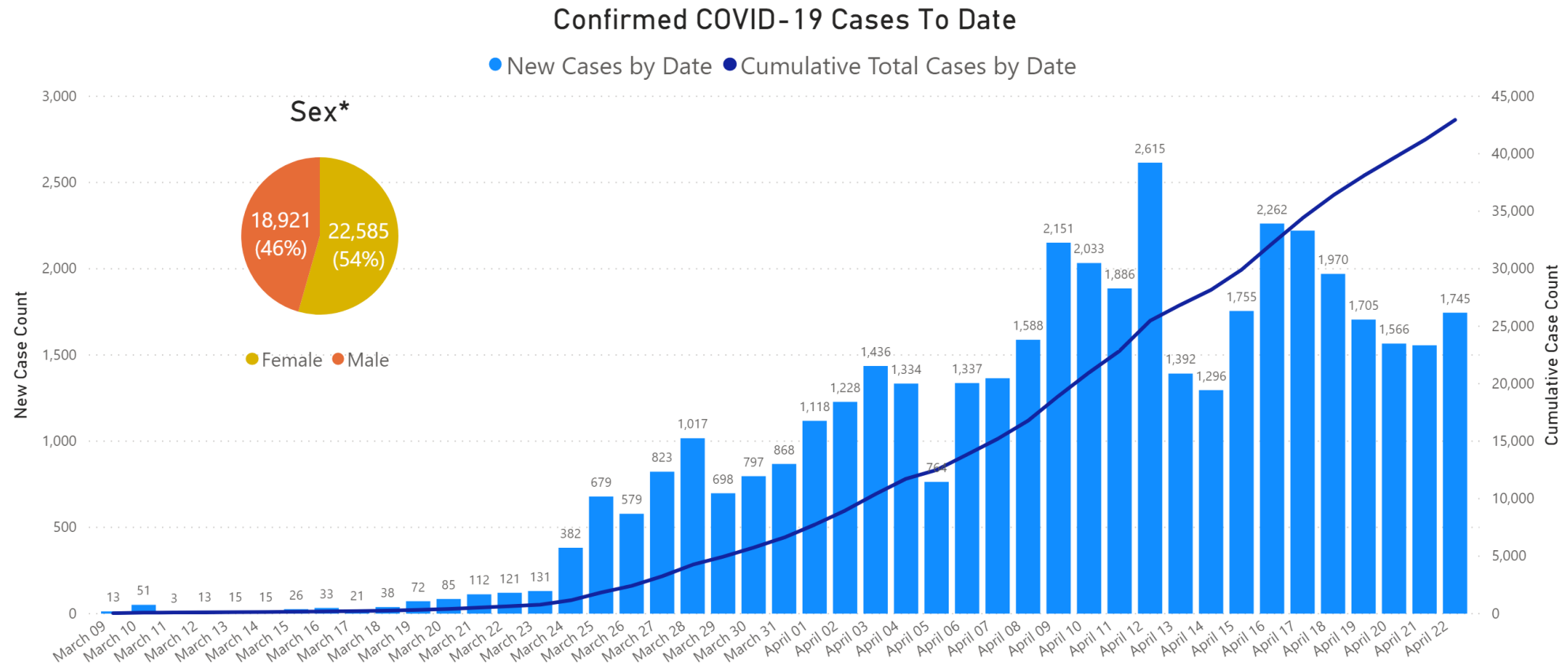
Monica Bharel, MD, MPH, Commissioner

# COVID-19 cases in Massachusetts



Massachusetts Department of Public Health COVID-19 Dashboard - Wednesday, April 22, 2020

## Daily and Cumulative Confirmed Cases



Data Sources: COVID-19 Data provided by the Bureau of Infectious Disease and Laboratory Sciences; Tables and Figures created by the Office of Population Health.  
Note: all data are cumulative and current as of 10:00am on the date at the top of the page; \*Excludes unknown values

# Deaths from COVID-19

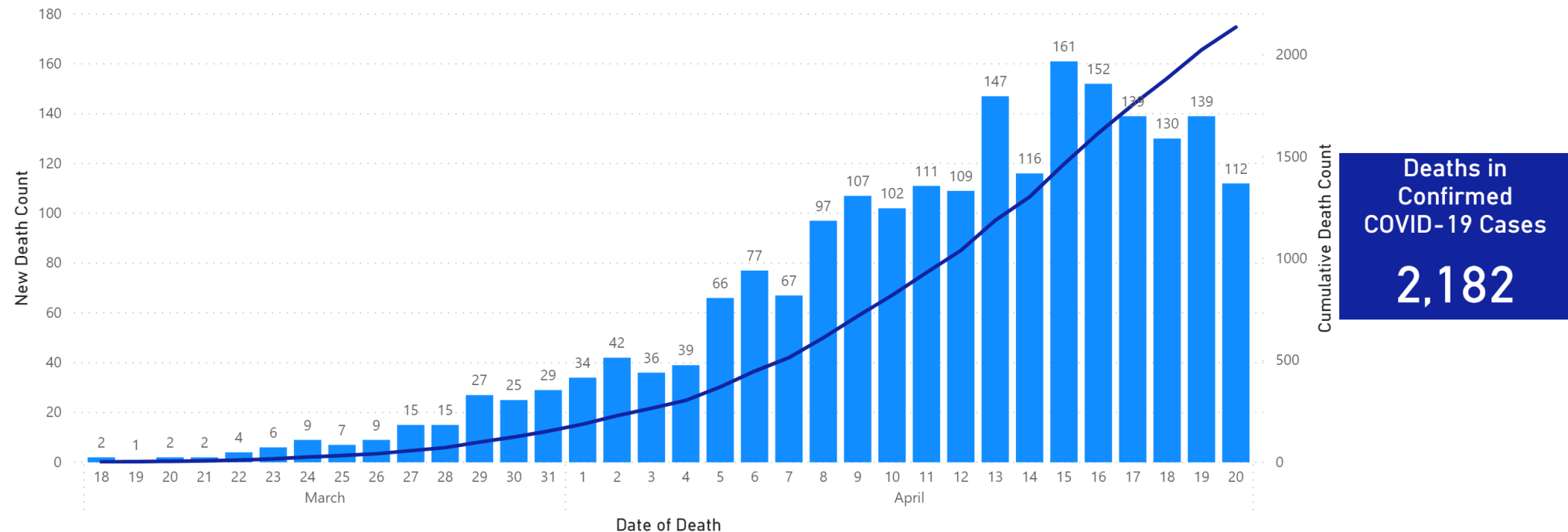


Massachusetts Department of Public Health COVID-19 Dashboard - Wednesday, April 22, 2020

## Daily and Cumulative Deaths

Deaths\* in Confirmed COVID-19 Cases by Date of Death

● New Deaths by Date of Death ● Total Deaths Reported by Date



Data Sources: COVID-19 Data provided by the Bureau of Infectious Disease and Laboratory Sciences and the Registry of Vital Records and Statistics; Tables and Figures created by the Office of Population Health

Note: all data are cumulative and current as of 10:00am on the date at the top of the page; \*Counts on the trend chart do not match total number of deaths reported, as there is a several day lag in reporting by date of death.

# Public Health Orders

- 29 Orders since March 11, 2020
- Address many key areas of our response, including:
  - Health care facility visitation restrictions and screening
  - Expedited and expanded licensure for key health care professionals
  - Safe operations in long-term care facilities
  - Grocery store and pharmacy operations

# Testing

- Up to almost 9,000 tests conducted a day
- As of 4/22, more than 180,000 tests conducted
- MA leads the US in per-capita testing
- State Public Health Laboratory + 30 other labs including:
  - Quest
  - LabCorp
  - Broad Institute
  - Hospitals
  - Others

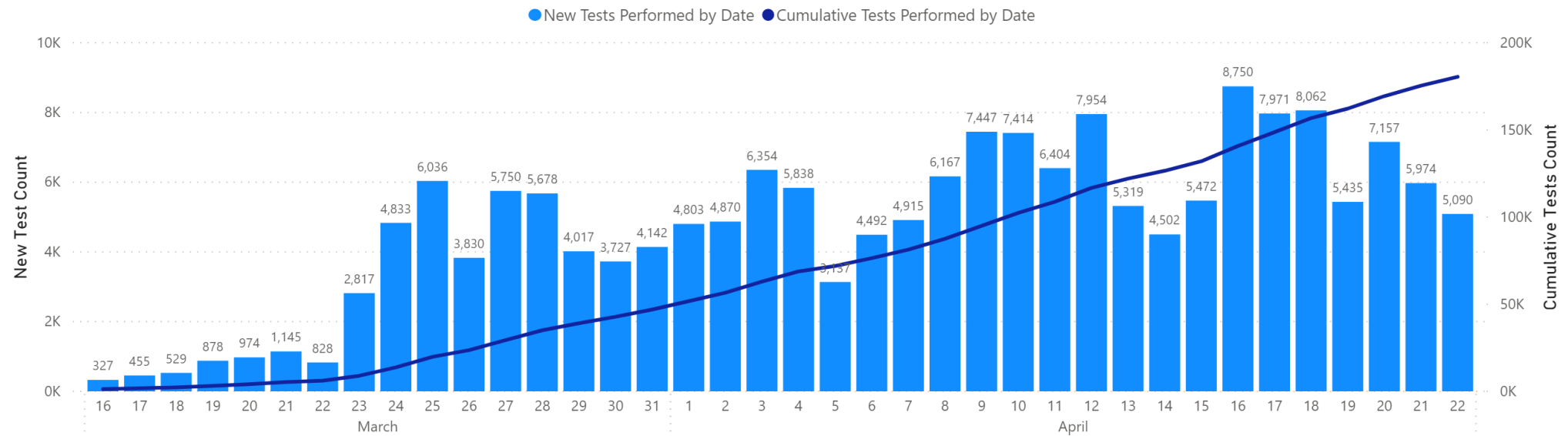
# Testing



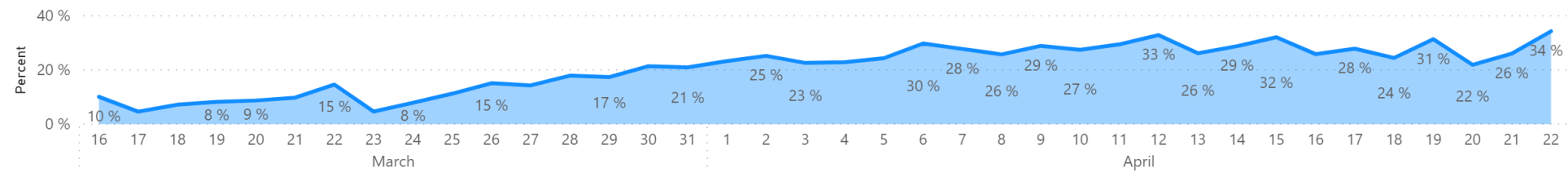
Massachusetts Department of Public Health COVID-19 Dashboard - Wednesday, April 22, 2020

## Testing by Date

Number of Tests\* Performed by Date



### Percent of Tests\* that are Positive by Date



Data Sources: COVID-19 Data provided by the Bureau of Infectious Disease and Laboratory Sciences; Tables and Figures created by the Office of Population Health.

Note: all data are cumulative and current as of 10:00am on the date at the top of the page; \*The on-site mobile testing (nursing homes, assisted living residence, etc.) program launched as a pilot on 3/31, increasing daily capacity throughout the first week of April, and began testing at full facilities on April 9th.

# Personal Protective Equipment

- Seeking sources at local, state, and federal level
- More than 4 million pieces of PPE distributed to hospitals, CHCs, public safety, LBOH, & state agencies
  - Includes more than 2.2 million gloves, 850,000 masks plus 370k masks from AirKraft delivery, & 180,000 gowns
- 858 ventilators received & 665 distributed
- Another 1 million pieces of PPE including masks and Tyvek suits being sent by FEMA

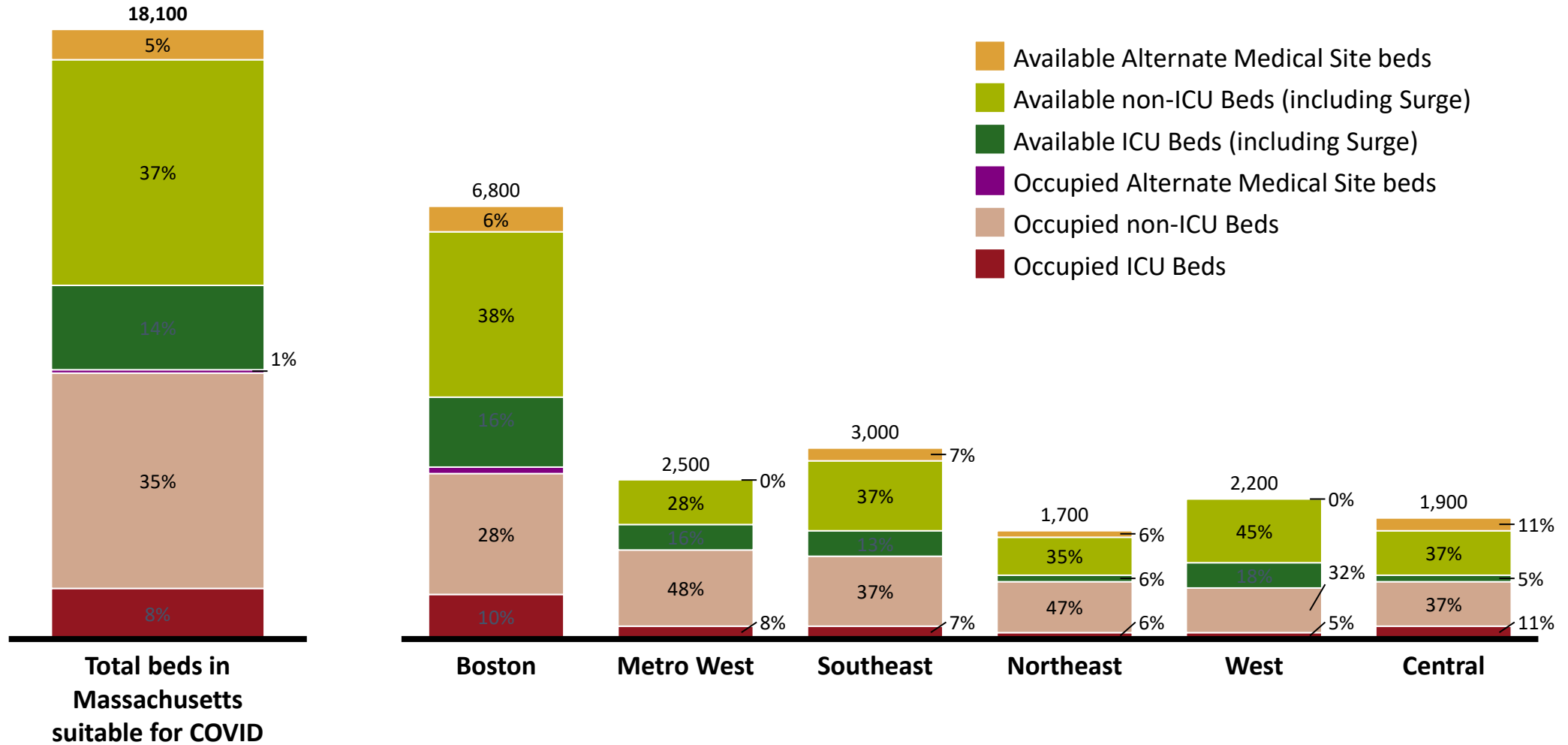
# Personal Protective Equipment

Cumulative PPE distribution as of April 17, 2020 at 9:00am		N95s/KN95s	N95s/KN955 KRAFT	Masks	Gowns	Gloves	Ventilators
PPE Distribution Summary – By Entity Type	Nursing home/Senior living	104,615	129,250	487,100	50,995	376,700	-
	Hospital	91,670	90,200	146,200	21,666	154,000	665
	Community health center	8,410	34,220	57,050	8,163	50,400	-
	Local Municipalities (e.g. Fire, Police, Public EMS)	33,023	49,246	226,681	90,789	807,910	-
	Public safety (30-day supply)	-	169,505	-	-	-	-
	EMS (Private)	4,480	22,000	16,300	1,668	30,000	-
	Local BOH	1,285	7,000	12,000	786	23,000	-
	State agency	13,396	11,740	85,754	22,995	986,900	-
	Other (e.g. home and pediatric care)	38,200	37,920	395,355	20,675	573,150	-
	<b>Total distributions</b>	<b>295,079</b>	<b>551,081</b>	<b>1,426,440</b>	<b>217,737</b>	<b>3,002,060</b>	<b>665</b>
PPE Distribution Summary – By Region	Southeastern Massachusetts	75,070	135,726	300,475	52,416	518,900	79
	Metro West	57,450	120,815	293,632	36,380	252,180	136
	Western Massachusetts	46,463	98,380	249,082	36,199	272,430	60
	Central Massachusetts	32,340	64,585	205,789	28,130	329,070	79
	Metro Boston	31,600	52,235	108,100	19,166	387,000	194
	Northeastern Massachusetts	38,050	65,720	174,258	20,399	179,000	117
	State agency	14,106	13,620	95,104	25,047	1,063,480	-
	<b>Total distributions</b>	<b>295,079</b>	<b>551,081</b>	<b>1,426,440</b>	<b>217,737</b>	<b>3,002,060</b>	<b>665</b>

Note: Total distributions include those from DPH and MEMA. Those state agencies which are not linked to specific geographies are tagged as state agencies



# Preparing for the surge



Occupancy/ availability as reported by hospitals to DPH.

Represent EOHHS Regions Note that total bed estimates may change day-to-day due to hospitals updating surge planning. This data includes 5,200 unstaffed surge beds.

# Preparing for the surge

- Boston Convention and Exhibition Center
- 1000 beds, six acute-care suites, a physical therapy space, 52 nurses stations and 48 bathroom facilities
- Other sites:
  - DCU Center, Worcester
  - Joint Base Cape Cod
  - UMASS Lowell



*photo: Partners HealthCare*

# Race and Ethnicity Data



Massachusetts Department of Public Health COVID-19 Dashboard - Wednesday, April 22, 2020

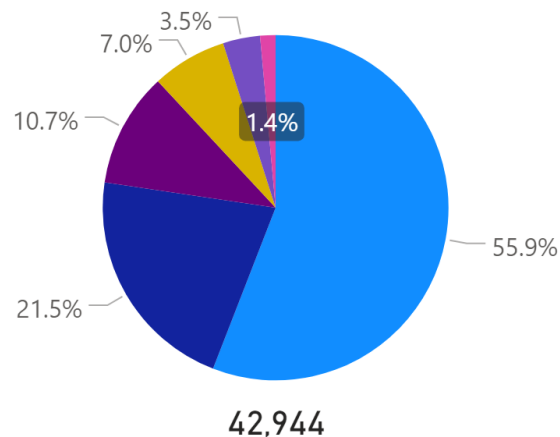
## Cases, Hospitalizations, & Deaths by Race/Ethnicity

The following caveats apply to these data:

1. Information on race and ethnicity is collected and reported by laboratories, healthcare providers and local boards of health and may or may not reflect self-report by the individual case.
2. If no information is provided by any reporter on a case's race or ethnicity, DPH classifies it as missing.
3. A classification of unknown indicates the reporter did not know the race and ethnicity of the individual, the individual refused to provide information, or that the originating system does not capture the information.
4. Other indicates multiple races or that the originating system does not capture the information.

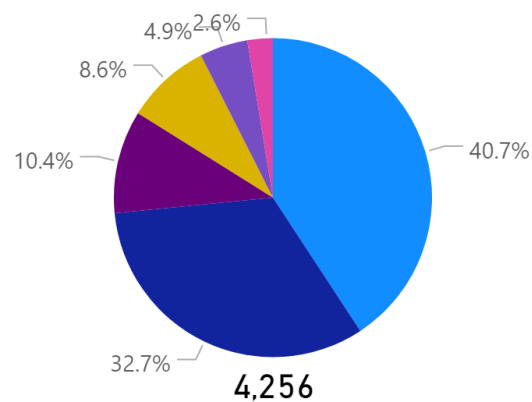
**Note:** COVID-19 testing is currently conducted by dozens of private labs, hospitals, and other partners and the Department of Public Health is working with these organizations and to improve data reporting by race and ethnicity, to better understand where, and on whom, the burden of illness is falling so the Commonwealth can respond more effectively. On 4/8, the Commissioner of Public Health issued an Order related to collecting complete demographic information for all confirmed and suspected COVID-19 patients.

Cases by Race/Ethnicity



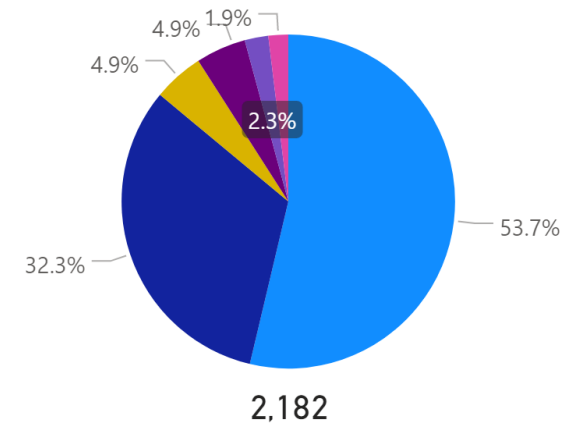
Total Case Count

Cases Reported as Hospitalized\* by Race/Ethnicity



Total Cases Reported as Hospitalized

Deaths by Race/Ethnicity



Total Deaths

● Hispanic ● Non-Hispanic Asian ● Non-Hispanic Black/African American ● Non-Hispanic Other ● Non-Hispanic White ● Unknown/Missing

Data Sources: COVID-19 Data provided by the Bureau of Infectious Disease and Laboratory Sciences and the Registry of Vital Records and Statistics; Demographic data on hospitalized patients collected retrospectively; analysis does not include all hospitalized patients and may not add up to data totals from hospital survey; Tables and Figures created by the Office of Population Health.

Note: all data are cumulative and current as of 10:00am on the date at the top of the page; \*Hospitalization refers to status at any point in time, not necessarily the current status of the patient/demographic data on hospitalized patients collected retrospectively; analysis does not include all hospitalized patients and may not add up to data totals from hospital surveys

# Focus on Long-Term Care

## Six key initiatives:

- Expanding testing capacity through the Mobile Testing Program
  - Partnership between the Massachusetts National Guard, DPH, and the Broad Institute
- Commonwealth distribution of personal protective equipment (PPE) to nursing homes
- Supporting staffing and increasing staffing capacity
- Deploying crisis management support to specific nursing homes
- Committing \$130 million in funding through MassHealth and funding to stand up dedicated COVID-19 skilled nursing facilities
- Launching the Nursing Home Family Resource Line

# Contact Tracing

- First-in-nation initiative in collaboration with Partners in Health
- Collaboration with local boards of health
- Seeking to hire 1000 workers
- As of 4/22, 18.6K applicants, 700 hired, 532 on the job
- Hundreds more coming on line in next few weeks



**150 YEARS**  
OF ADVANCING  
**PUBLIC  
HEALTH**

# Massachusetts Department of Public Health

**THANK YOU**