



# Massachusetts Department of Correction

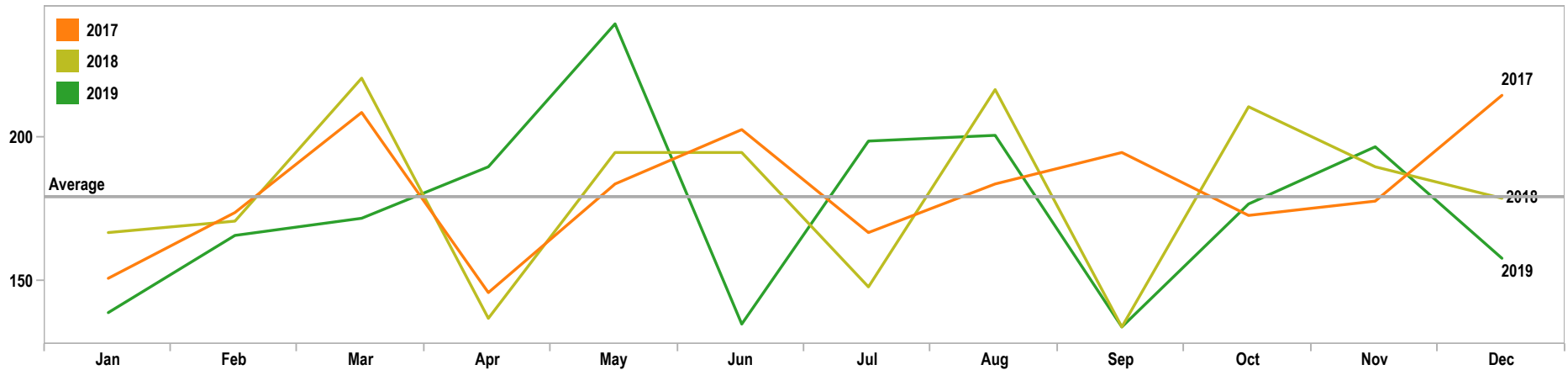
## Releases to the Community 2017-2019

Inmate and Prison Research  
Statistics

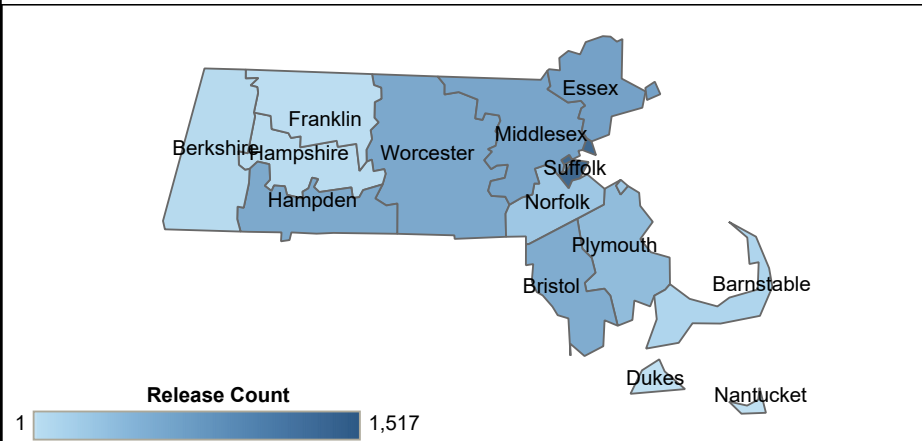
Massachusetts Department of Correction

MA DOC Release to Community 2017-2019  
DOC Research and Planning, Data Analytics Unit

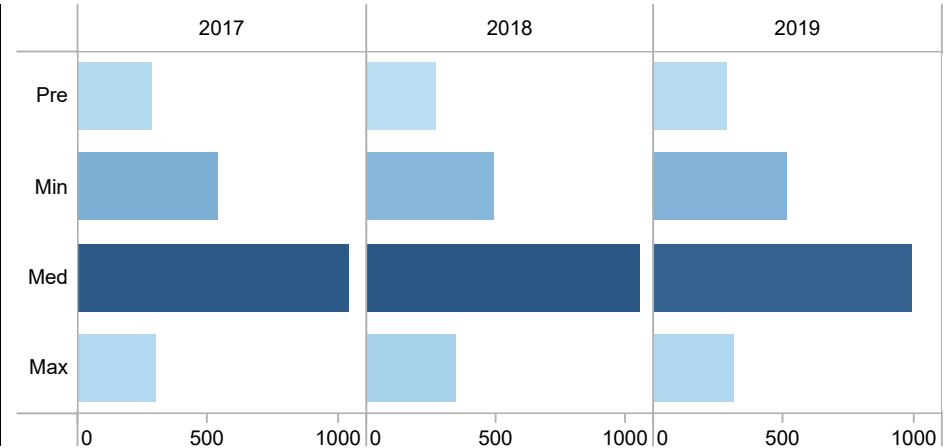
Release to the Community 2017 - 2019 by Month and Year



Release to the Community 2017 - 2019



Release to the Community by Security Level and Year



This flyer shows the release to the community data over the past 3 years. The map shows that Suffolk has the most releases, followed by Essex and Middlesex. The map also shows where the most releases occurred during each of the three years. Lastly, the map shows that from 2017 to 2019, the majority of releases to the community were releases from Medium security followed by Minimum security.

Count of Inmates  
271 1,058

For more information regarding the January 1, 2017-2019 Release to Community data, please visit our website at: <https://www.mass.gov/service-details/data-dashboards>