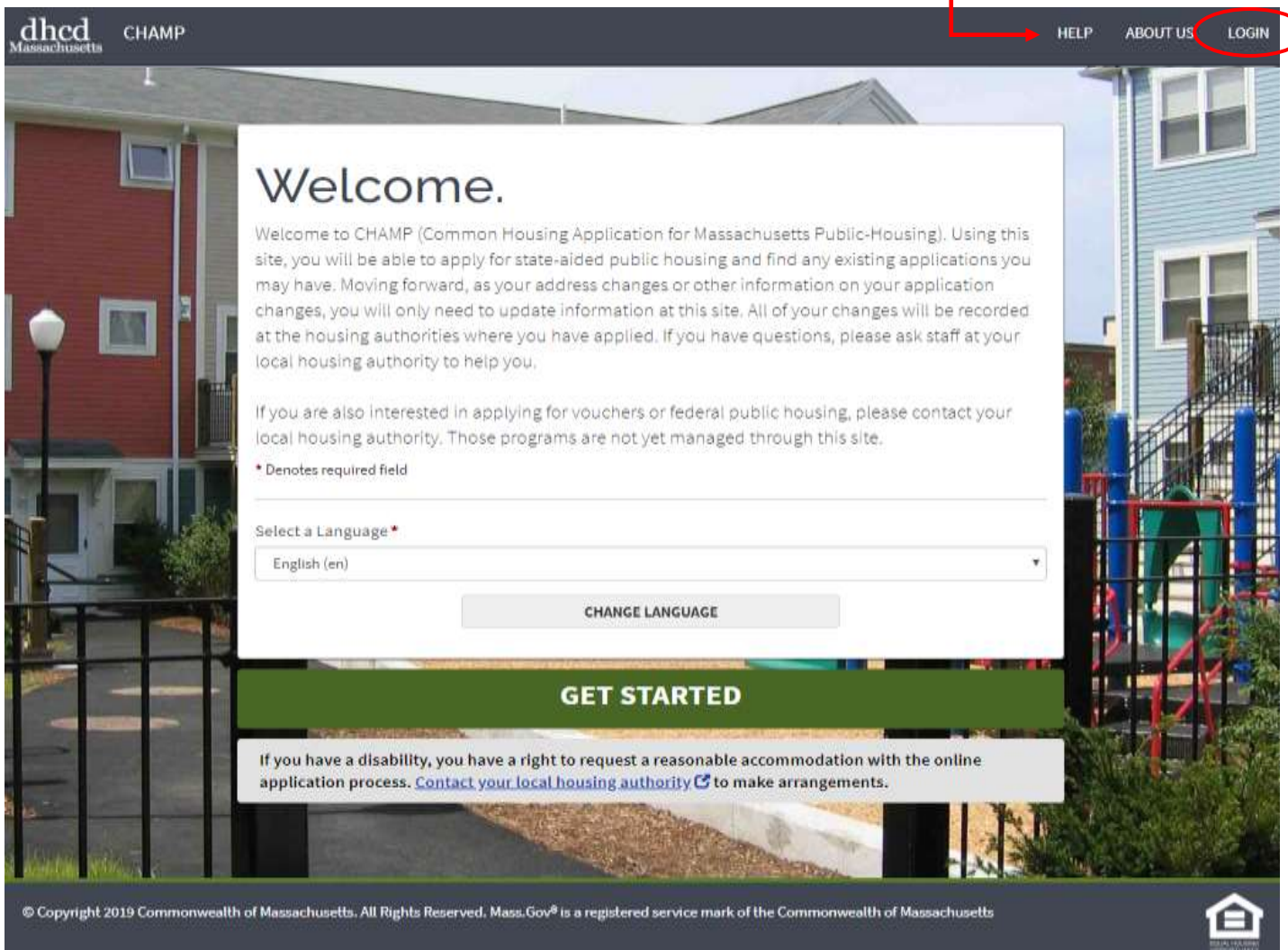


## Returning Applicants - How to Login and Reset Your CHAMP Password

Step 1: Go to <https://mass.gov/applyforpublichousing> and click “LOGIN”



dhcd  
Massachusetts

CHAMP

HELP ABOUT US **LOGIN**

# Welcome.

Welcome to CHAMP (Common Housing Application for Massachusetts Public-Housing). Using this site, you will be able to apply for state-aided public housing and find any existing applications you may have. Moving forward, as your address changes or other information on your application changes, you will only need to update information at this site. All of your changes will be recorded at the housing authorities where you have applied. If you have questions, please ask staff at your local housing authority to help you.

If you are also interested in applying for vouchers or federal public housing, please contact your local housing authority. Those programs are not yet managed through this site.

\* Denotes required field

Select a Language \*


English (en)

CHANGE LANGUAGE

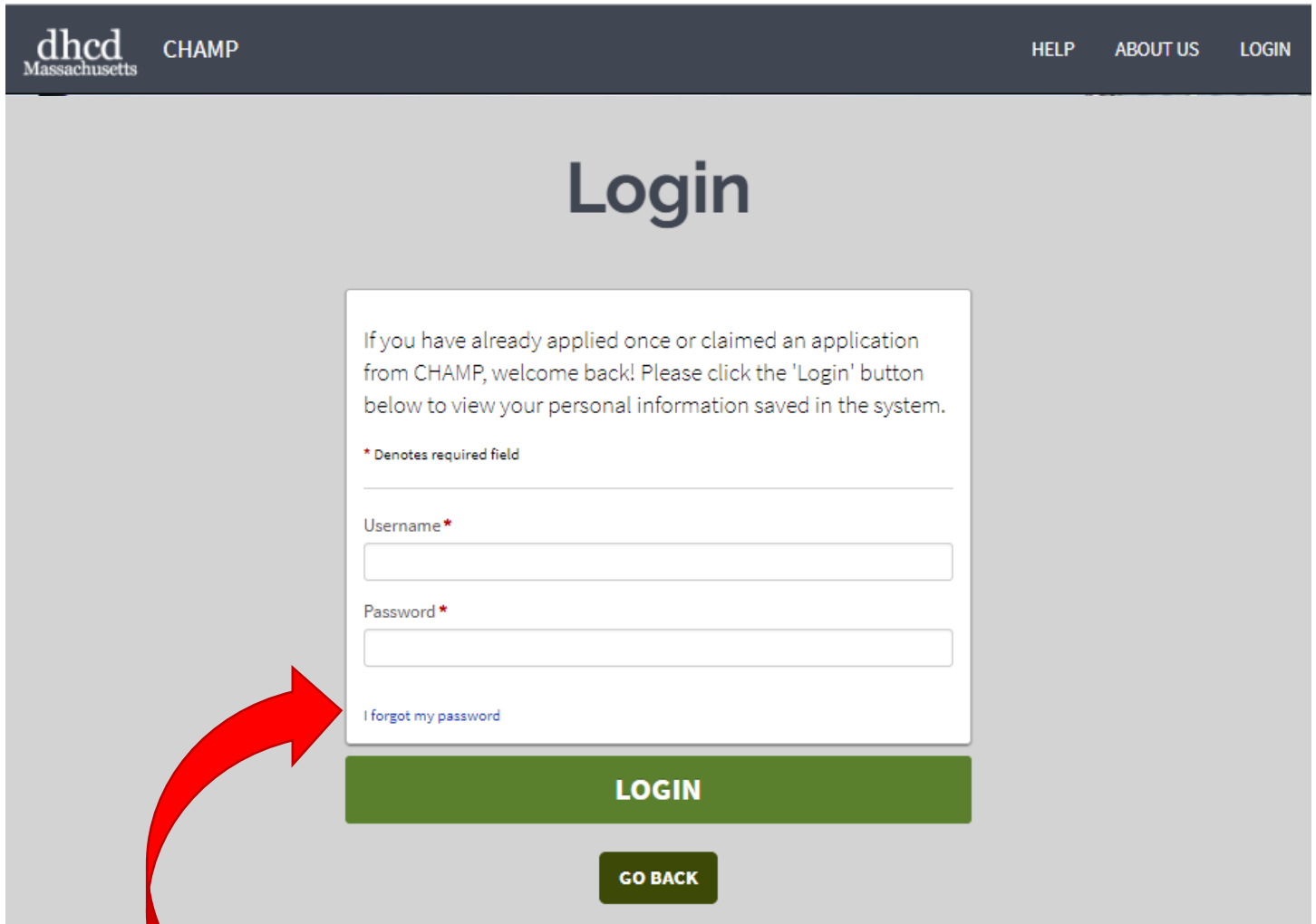
## GET STARTED

If you have a disability, you have a right to request a reasonable accommodation with the online application process. [Contact your local housing authority](#) to make arrangements.

© Copyright 2019 Commonwealth of Massachusetts. All Rights Reserved. Mass.Gov® is a registered service mark of the Commonwealth of Massachusetts



**Step 2: Enter the username and password used when you first created your CHAMP application and click “LOGIN.” (Note: Your username will be an email address)**



The screenshot shows the CHAMP Login page. At the top is a dark header with the 'dhcd Massachusetts' logo and 'CHAMP' text on the left, and 'HELP', 'ABOUT US', and 'LOGIN' links on the right. The main heading is 'Login'. Below it is a white box containing a welcome message: 'If you have already applied once or claimed an application from CHAMP, welcome back! Please click the 'Login' button below to view your personal information saved in the system.' Below this is a note: '\* Denotes required field'. There are two input fields: 'Username\*' and 'Password\*'. Below the password field is a link that says 'I forgot my password'. At the bottom of the white box is a large green 'LOGIN' button. Below that is a smaller green 'GO BACK' button. A large red curved arrow points from the 'I forgot my password' link down to the text below the screenshot.

**If you have forgotten your password, please follow these steps:**

**Step 1: Click “I forgot my password” on the login page**

**Step 2: On the “Forgot password” page, enter the email you used to create a username.**

If you have forgotten the email (username) you used to create CHAMP account, please contact a [Local Housing Authority](#) for assistance.



## Forgot password

To reset your password please enter the email address associated with your account, then check your email for a password reset request and follow the instructions.

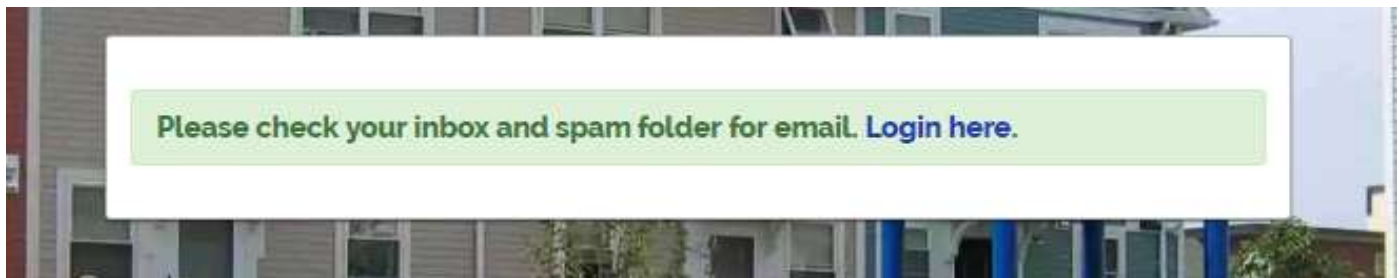
If you did not set-up your account with an email address you will have to contact a Local Housing Authority to reset your password.

Email

SUBMIT

CANCEL

After you have entered your email and clicked “SUBMIT” a password reset link will be sent to your email inbox and you will see this notification:



**Step 3: Click the password reset link in your email, enter your new password in both fields, and click “Submit.”**

New password:

New password confirmation:

SUBMIT