

Safety Briefing

October 15, 2025








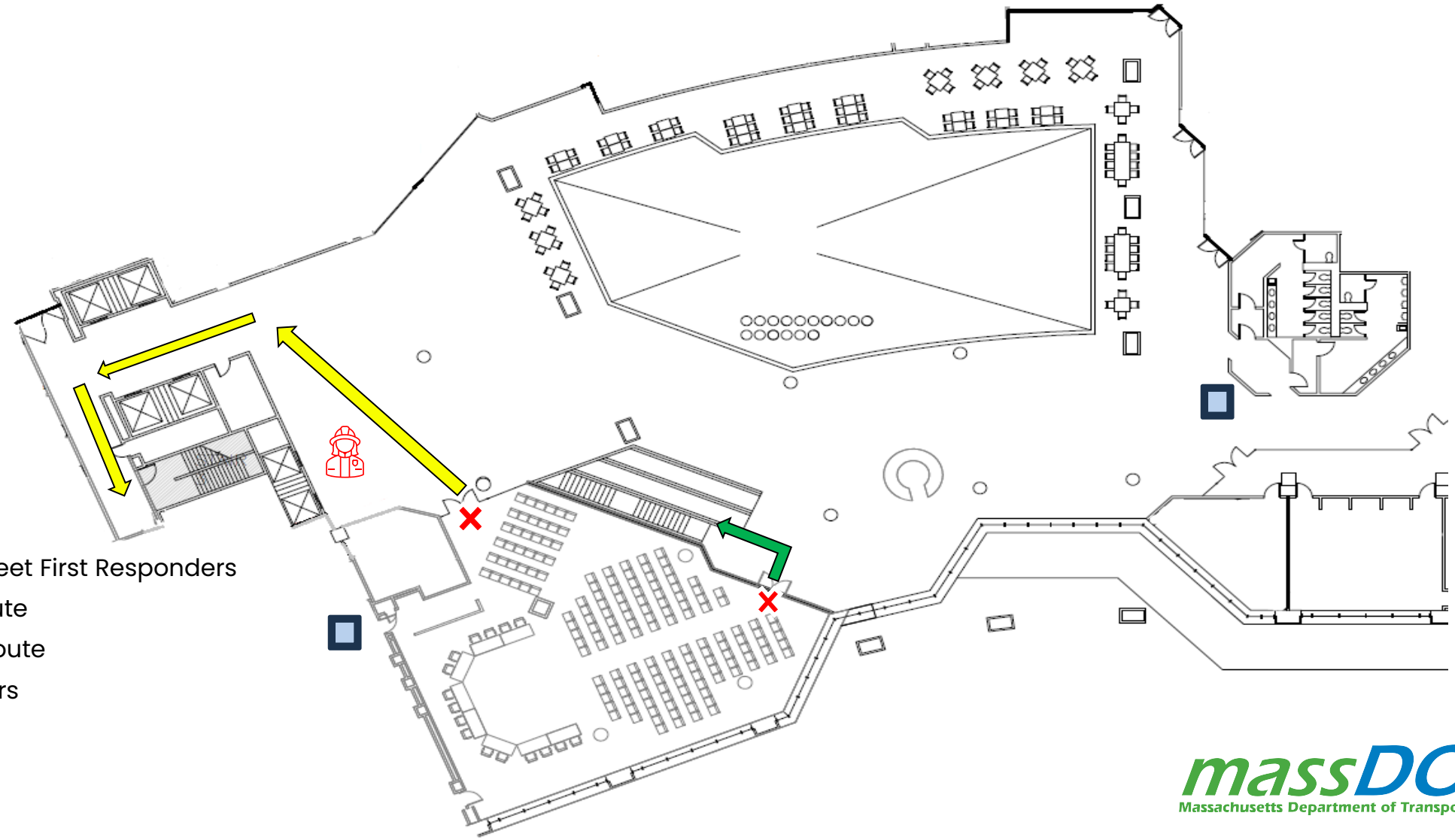
Table of Contents

3. Safety Contact
4. Halloween Safety Tips for Drivers
5. Halloween Crash Statistics

Safety Contact

Legend

-  Rally Point to Meet First Responders
-  Primary Exit Route
-  Alternate Exit Route
-  Fire Extinguishers
-  AED



Halloween Safety Tips for Drivers

Drivers should be aware that around Halloween, there will likely be more pedestrians on the roads and in unexpected places.

- Halloween is fun and festive, but safety should always come first.
- Be alert for trick-or-treaters and other pedestrians.
- Slow down and scan the road. Remember: Slower speeds save lives.
- If you see a drunk driver, contact law enforcement.

<https://www.nhtsa.gov/halloween-safety-tips>



Halloween Statistics

- According to the American Medical Association, the risk of pedestrian fatalities is 43% higher on Halloween compared to any other night. Children between the ages of 4 and 8 are 10 times more likely to be hit by a vehicle on Halloween than any other evening.
- In the State of Massachusetts for 2023 there were 363 suspected serious injuries and 63 pedestrian fatalities. In 2024, there were 369 reported total traffic deaths in Massachusetts. At least 78 pedestrians lost their lives as a result of traffic crashes, accounting for just over 21% of the total.

	2023	2024
Suspected Serious Injury	363	369
Fatal Injury	63	78

<https://walkmass.org/fatal-pedestrian-crashes-in-ma-2024/>

<https://www.vox.com/future-perfect/2022/10/31/23427256/halloween-children-car-deaths-pedestrian-safety>

Thank You

