PROJECT E 72 - 3

CONTRACT NO. 1

RENOVATIONS TO SOUTH CAMPUS SALEM STATE COLLEGE

THE COMMONWEALTH OF MASSACHUSETTS

EXECUTIVE OFFICE OF ADMINISTRATION & FINANCE

BUREAU OF BUILDING CONSTRUCTION

DEPARTMENT OF PUBLIC HEALTH

LEV ZETLIN & ASSOCIATES

ENGINEERS

LIST OF DRAWINGS

A-1	CHIMNEY & SMOKE VENT DETAILS
A-2	FIRE ESCAPE & ROOF DETAILS
E-1	SITE PLAN, LEGENDS, SYMBOL LIST, SCHEDULES
E-2	SUB BASEMENT
E-3	BASEMENT
E-4	BASEMENT
E-5	FIRST FLOOR WING "C"
E-6	FIRST FLOOR WINGS "A&B"
E-7	SECOND FLOOR WING "C"
E-8	SECOND FLOOR WINGS "A&B"
E-9	THIRD FLOOR WING "C"
E-10	THIRD FLOOR
E-11	ELEMENTARY SCHOOL FIRE ALARM - EMERG. & EXIT LIGHTING

PROJECT E72-3 CONTRACT NO.1
SOUTH CAMPUS RENOVATIONS
SALEM STATE COLLEGE
THE COMMONWEALTH OF MASSACHUSETTS
BUREAU OF BUILDING CONSTRUCTION
DIVISION OF STATE COLLEGES

TITLE SHEET

LEV ZETLIN ASSOCIATES, INC.
ENGINEERS CAMBRIDGE

DRAWN TBS
TRACED TEM
CHECKED DF
SCALE
DATE SEPT. 14, 1976

REVISIONS		
NO	DESCRIPTION	DATE

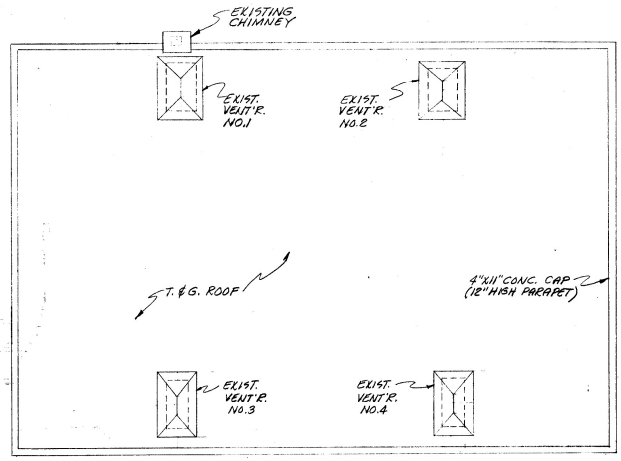

ROOF PLAN on ELEMENTARY SCHOOL
SCALE: 1/8" = 1'-0"

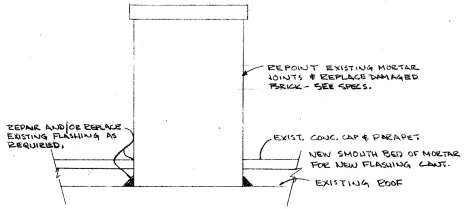

CHIMNEY ELEVATION
SCALE: 1/8" = 1'-0"

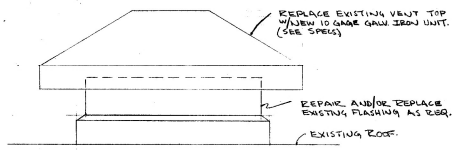

VENTILATOR ELEVATION
SCALE: 1/8" = 1'-0"

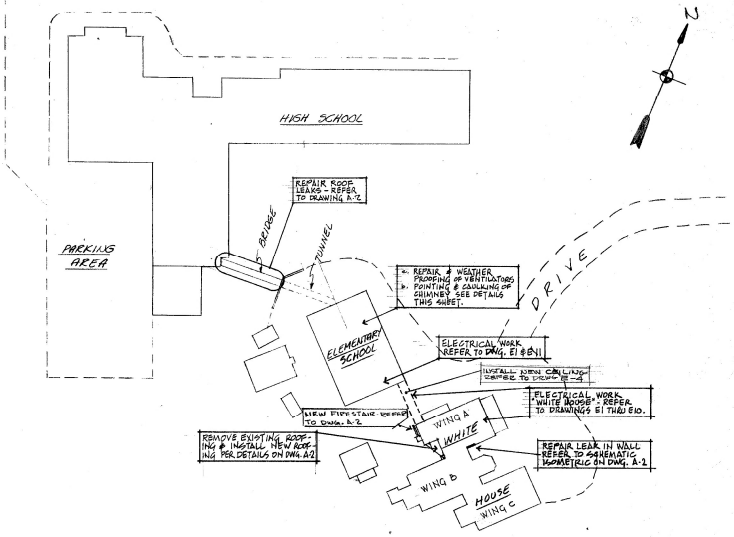

WORK ORIENTATION PLAN
SCALE 1" = 50'

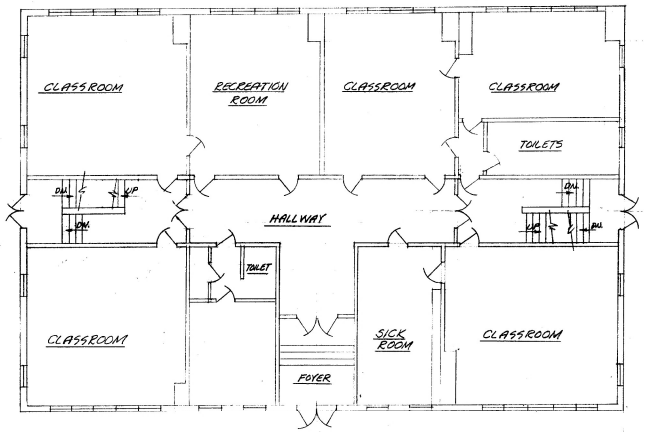

GROUND FLOOR PLAN on ELEM. SCHOOL
SCALE: 1/8" = 1'-0"

REVISIONS		
NO.	DESCRIPTION	DATE

PROJECT E72-3 CONTRACT NO. 1
SOUTH CAMPUS RENOVATIONS
SALEM STATE COLLEGE

THE COMMONWEALTH OF MASSACHUSETTS
BUREAU OF BUILDING CONSTRUCTION
DIVISION OF STATE COLLEGES

CHIMNEY & SMOKE VENT DETAILS — A1

LEV ZETLIN & ASSOCIATES INC.
ENGINEERS CAMBRIDGE

DRAWN BY
TRACED BY
CHECKED BY

SCALE: AS NOTED.
DATE: SEPT. 14, 1976

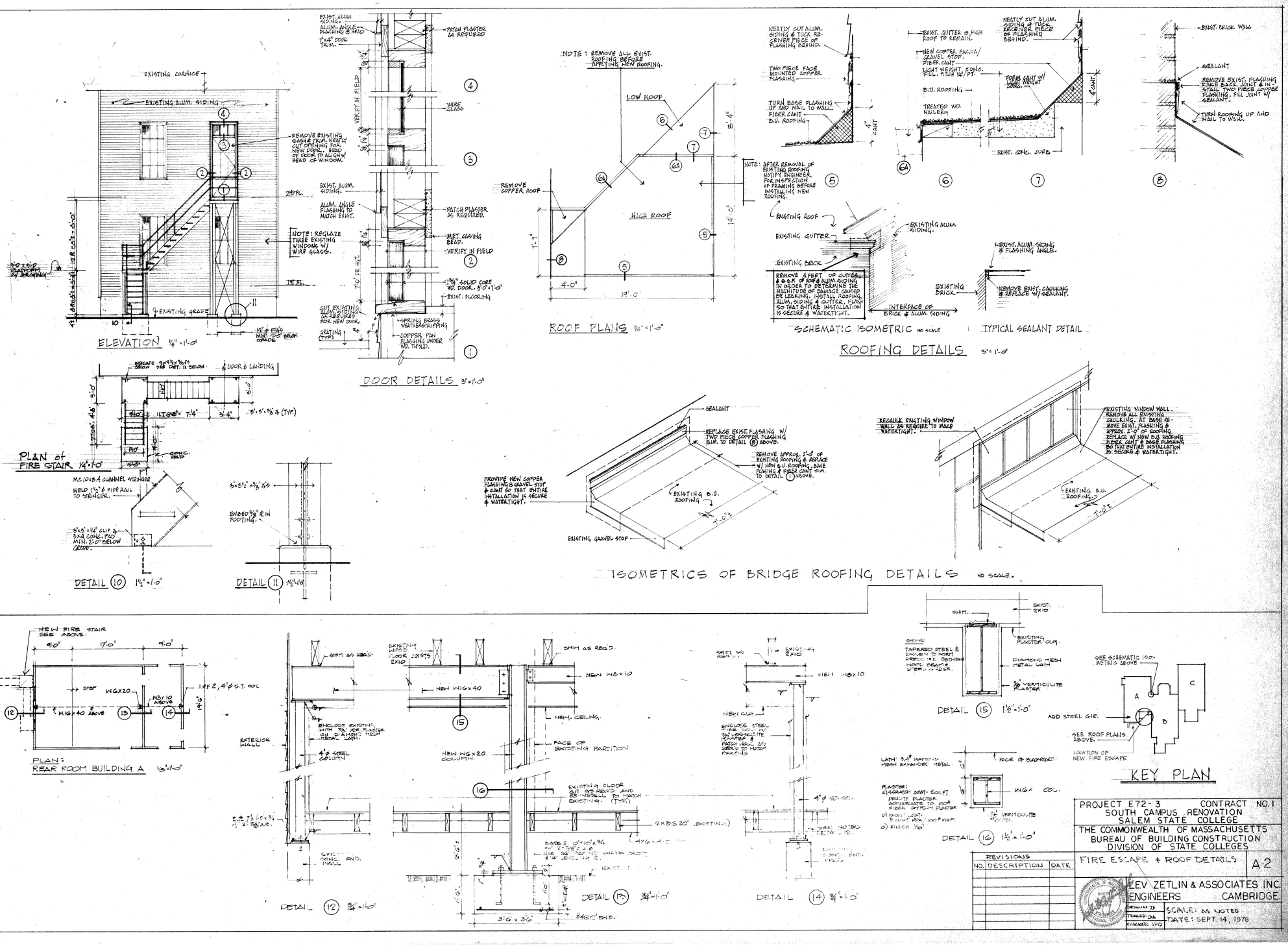
EXISTING CORNICE
EXISTING ALUM. SIDING
REMOVE EXISTING SASH & TRIM. NEATLY CUT OPENING FOR NEW DOOR. REUSE OF DOOR TO ALIGN W/ REAR OF WINDOW.
NOTE: REGLAZE THREE EXISTING WINDOWS W/ WIRE GLASS.
EXISTING GRADE
ELEVATION 1/4" = 1'-0"
EXIST. ALUM. SIDING.
ALUM. ANGLE FLASHING TO MATCH EXIST.
PATCH PLASTER AS REQUIRED.
MET. LATH BEAD.
VERIFY IN FIELD
1 3/4" SOLID CORE WD. DOOR.
EXIST. FLOORING
CUT EXISTING SIDING AS REQ'D FOR NEW DOOR.
GRATING (TYP.)
ZOPPER PAN FLASHING UNDER WD. THRSHLD.
DOOR DETAILS 3/8" = 1'-0"
NOTE: REMOVE ALL EXIST. ROOFING BEFORE APPLYING NEW ROOFING.
LOW ROOF
HIGH ROOF
REMOVE COPPER ROOF
NOTE: AFTER REMOVAL OF EXISTING ROOFING NOTIFY ENGINEER FOR INSPECTION OF FRAMING BEFORE INSTALLING NEW ROOFING.
ROOF PLANS 1/4" = 1'-0"
NEATLY CUT ALUM. SIDING & TUCK RECEIVER PIECE OF FLASHING BEHIND.
TWO PIECE FACE MOUNTED COPPER FLASHING
TURN BASE FLASHING UP AND NAIL TO WALL.
FIBER CANT
B.U. ROOFING
EXIST. GUTTER & HIGH ROOF TO REMAIN.
NEW COPPER FASCIA/ GRAVEL STOP.
FIBER CANT
LIGHT WEIGHT CONC. FILL. PITCH 1/4" PT.
B.U. ROOFING
TREATED WD. NAILER
FORM CANT W/ LIGHT WEIGHT CONC.
EXIST. CONC. CURB
EXIST. BRICK WALL
SEALANT
REMOVE EXIST. FLASHING EDGE BACK JOINT & INSTALL TWO PIECE COPPER FLASHING, FILL JOINT W/ SEALANT.
TURN ROOFING UP AND NAIL TO WALL.
EXISTING ROOF
EXISTING GUTTER
EXISTING ALUM. SIDING.
EXISTING BRICK
REMOVE 4 FEET OF GUTTER & 6 S.F. OF ROOF & ALUM. SIDING IN ORDER TO DETERMINE THE MAGNITUDE OF DAMAGE CAUSED BY LEAKING. INSTALL ROOFING, ALUM. SIDING & GUTTER, FLASH SO THAT ENTIRE INSTALLATION IS SECURE & WATERTIGHT.
INTERFACE OF BRICK & ALUM. SIDING
SCHEMATIC ISOMETRIC NO SCALE
EXIST. ALUM. SIDING & FLASHING ANGLE.
EXISTING BRICK
REMOVE EXIST. CAULKING & REPLACE W/ SEALANT.
TYPICAL SEALANT DETAIL
ROOFING DETAILS 3/8" = 1'-0"
PLAN of FIRE STAIR 1/4" = 1'-0"
DETAIL (10) 1 1/2" = 1'-0"
DETAIL (11) 1 1/2" = 1'-0"
SEALANT
REPLACE EXIST. FLASHING W/ TWO PIECE COPPER FLASHING SIM. TO DETAIL (8) ABOVE.
REMOVE APPROX. 2'-0" OF EXISTING ROOFING & REPLACE W/ NEW B.U. ROOFING, BASE FLASHING & FIBER CANT SIM. TO DETAIL (1) ABOVE.
PROVIDE NEW COPPER FLASHING & GRAVEL STOP & CANT SO THAT ENTIRE INSTALLATION IS SECURE & WATERTIGHT.
EXISTING B.U. ROOFING
EXISTING GRAVEL STOP
RECAULK EXISTING WINDOW WALL AS REQUIRED TO MAKE WATERTIGHT.
EXISTING WINDOW WALL. REMOVE ALL EXISTING CAULKING. AT BASE REMOVE EXIST. FLASHING & APPROX. 2'-0" OF ROOFING. REPLACE W/ NEW B.U. ROOFING, FIBER CANT & BASE FLASHING SO THAT ENTIRE INSTALLATION IS SECURE & WATERTIGHT.
EXISTING B.U. ROOFING
ISOMETRICS OF BRIDGE ROOFING DETAILS NO SCALE.
NEW W/ FIRE STAIR SEE ABOVE.
PLAN: REAR ROOM BUILDING A 1/8" = 1'-0"
DETAIL (12) 3/4" = 1'-0"
DETAIL (13) 3/4" = 1'-0"
DETAIL (14) 3/4" = 1'-0"
DETAIL (15) 1 1/2" = 1'-0"
DETAIL (16) 1 1/2" = 1'-0"
SEE SCHEMATIC ISOMETRIC ABOVE
ADD STEEL GIR.
SEE ROOF PLANS ABOVE.
LOCATION OF NEW FIRE ESCAPE
KEY PLAN
PROJECT E72-3 CONTRACT NO. 1
SOUTH CAMPUS RENOVATION
SALEM STATE COLLEGE
THE COMMONWEALTH OF MASSACHUSETTS
BUREAU OF BUILDING CONSTRUCTION
DIVISION OF STATE COLLEGES
FIRE ESCAPE & ROOF DETAILS
A-2
REVISIONS
NO. DESCRIPTION DATE
LEV ZETLIN & ASSOCIATES INC.
ENGINEERS CAMBRIDGE.
SCALE: AS NOTED
DATE: SEPT. 14, 1976

NOTES

1. FURNISH & INSTALL NEW 600AMP - 3 POLE CIRCUIT BREAKER IN EXISTING MAIN SWITCH - BOARD LOCATED IN EXIST. HIGH SCHOOL. - REPLACE AND UTILIZE EXIST. 3 POLE SPARE/SPACE WITH NEW 600A-3P C.B. - REARRANGE EXIST. C.B.'S AS REQUIRED TO ACCOMMODATE NEW C.B. SPACE REQUIREMENTS. RE-LABEL EXIST. C.B SCHEDULE TO SUIT NEW INSTALLATION. (EXIST. SWBD. BY G.E.Co.)
2. FURNISH & INSTALL NEW J.B (SIZE AS REQ'D) WITHIN EXIST. ELEM. SCHOOL ELEC ROOM. INSTALL NEW 2 SETS OF 4 #500MCM-THWN-2"C THRU SAME & EXTEND TO NEW "DP" PANEL IN WHITE HOUSE. TAP ONE SET OF 500MCM CABLE FOR EXIST. ELEM. SCHOOL 400A MAIN SERVICE. BALANCE ALL LOADS ON ALL 3 PHASES AS CLOSE AS POSSIBLE.
3. EXACT LOCATION OF NEW FIRE ALARM SYSTEM EQUIPMENT LOCATED IN EXISTING HIGH SCHOOL & ROUTING OF CONDUITS FOR SAME SHALL BE DETERMINED IN THE FIELD.
4. EXISTING OUTLYING BUILDING SERVICES SHALL REMAIN AS IS.

GENERAL NOTES

1. ALL WIRE SIZES BASED ON COPPER CONDUCTORS
2. ALL WIRING TO BE #12 AWG MIN. UNLESS NOTED OTHERWISE
3. ALL WORK SHALL BE IN ACCORDANCE WITH THE MASSACHUSETTS ELECTRIC CODE AND ANY LOCAL CODES THAT MAY APPLY
4. ALL WORK SHALL BE DONE IN ACCORDANCE WITH THE SPECIFICATIONS AND CONTRACT DRAWINGS
5. ALL MATERIALS AND WORKMANSHIP SHALL CONFORM WITH THE LATEST ISSUE OF THE N.E.C., NEMA, AND MASSACHUSETTS ELECTRIC SAFETY CODE.
6. THE ELECTRICAL CONTRACTOR SHALL COORDINATE ALL WORK.

SYMBOL LIST

- FLUORESCENT FIXTURE
- INCANDESCENT FIXTURE
- INCANDESCENT WALL BRACKET
- EXIT FIXTURE
- REMOTE EMERGENCY LIGHT HEAD (12V)
- EXIST. CEILING OUTLET & INCAND. FIXTURE TO REMAIN
- EXIST. FIXTURE TO BE REMOVED - BLANK EXIST. OUTLET
- EXIST. CEILING OUTLET TO REMAIN - REPLACE W/NEW FIXTURE
- EXIST. REMOTE EMERGENCY LIGHT HEAD TO BE REMOVED
- FIRE ALARM SYSTEM RED INDICATING LIGHT
- S SINGLE POLE SWITCH
- S^3 THREE WAY SWITCH
- S^4 FOUR WAY SWITCH
- S^P SWITCH WITH PILOT LIGHT
- EXIST. SWITCH BOX TO REMAIN - REPLACE W/ NEW SWITCH
- EXIST. SWITCH TO BE REMOVED - PROVIDE BLANK COVER &.
- NEW PULL BOX - SIZE AS REQUIRED.
- 20A - 120V 1Φ DUPLEX RECEP. (GRND.) - SURFACE MTD.
- EXIST. DUPLEX RECEP. OUTLET BOX TO REMAIN - REPLACE EXIST. RECEP. W/ NEW GRND. TYPE & COVER &. - RECIRCUIT AS INDICATED
- EXIST. RECEP. TO BE REMOVED - BLANK EXIST. OUTLET BOX
- J JUNCTION BOX - SURFACE MTD.
- FIRE ALARM HEAT DETECTOR — RATE OF RISE
- FIRE ALARM HEAT DETECTOR — FIXED TEMPERATURE
- FIRE ALARM AUDIO - VISUAL EVACUATION SIGNAL
- FIRE ALARM PULL STATION
- FAC FIRE ALARM CONTROL PANEL
- ANN FIRE ALARM ANNUNCIATOR
- FIRE ALARM MASTER BOX
- FIRE ALARM COMBINATION SMOKE & HEAT DETECTOR
- LAA NEW PANELBOARD "LAA" - 120/208V-3Φ-4W-SN.
- EXISTING FLUSH BOX TO REMAIN UTILIZE AS PULL BOX.
- NEW CONDUIT RUN EXPOSED. (SEE SPECS)
- BRANCH CIRCUIT CONCEALED IN SURFACE METAL RACEWAY (SIZE AS REQ'D) - TICKS INDICATE NO OF CONDUCTORS
- NEW EMERGENCY BATTERY UNIT - 12 VOLT.
- EXIST. EMERGENCY BATTERY UNIT TO BE REMOVED
- EXISTING PUSH BUTTON TO REMAIN
- EXISTING BELL TO REMAIN
- EXISTING SPEAKER LOCATION TO REMAIN.
- LA-2 BRANCH CIRCUIT DESIGNATION - "LA" INDICATES PANEL - "2" INDICATES CIRCUIT
- EXISTING FIRE ALARM HEAT DETECTOR TO BE REMOVED
- EXISTING FIRE ALARM PULL STATION TO BE REMOVED AND REPLACED WITH NEW STATION.
- EXISTING FIRE ALARM EVACUATION SIGNAL TO BE REMOVED
- EC ELECTRICAL CONTRACTOR
- WP WEATHER PROOF.
- 30A 120V/230V RELAY - NEW AUTOMATIC OPER/ELECT. HELD ASCO SERIES 940 TO SUPERVISE EMERG BATT. CIRCUIT

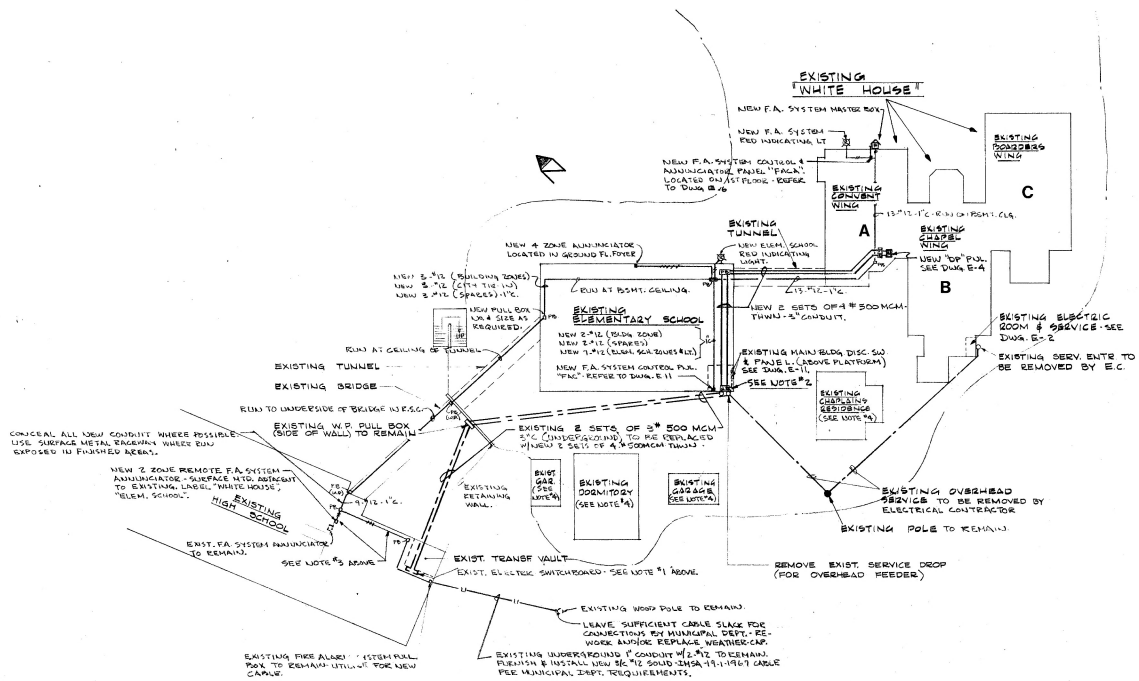

SITE PLAN

(N.T.S.)

REVISIONS		
NO	DESCRIPTION	DATE

PROJECT E72 3 — CONTRACT NO.1
SOUTH CAMPUS RENOVATIONS
SALEM STATE COLLEGE
THE COMMONWEALTH OF MASSACHUSETTS
BUREAU OF BUILDING CONSTRUCTION
DIVISION OF STATE COLLEGES

SITE PLAN, LEGENDS, SYMBOL LIST, SCHEDULES — E-1

LEV ZETLIN & ASSOC. INC.
ENGINEERS — CAMBRIDGE

DRAWN J.B.
TRACED J.K.
CHECKED

SCALE: AS NOTED
DATE: SEPT. 14, 1976

PANELBOARD SCHEDULE

PANEL	VOLTAGE	FEEDER	MOUNTING	LOCATION	BRANCH CIRCUIT BREAKERS 15A-1P	20A-1P					REMARKS
LAA	120/208V 1φ	4-#6	SURFACE	WING "A"-BSMT.	6	20					
LAB		4-#4/0		WING "A"-1ST FLR	5	23					
LAC		4-#2/0		WING "A"-2ND FLR	6	20					
LBA		4-#1/0		WING "B"-BSMT.	8	22					
LBB		4-#1/0		WING "B"-1ST FLR	6	28					
LBC		4-#2/0		WING "B"-2ND FLR	6	20					
LCA		4-#3/0		WING "C"-BSMT.	6	22					
LCB		4-#3/0		WING "C"-1ST FLR	4	29					
LCC		4-#3/0		WING "C"-2ND FLR	4	22					
LCD		4-#3/0		WING "C"-3RD FLR	4	22					

LIGHTING FIXTURE SCHEDULE

LETTER	LAMPS	DESCRIPTION	MANUFACTURER	MOUNTING
A	2-F40-WW	1'x4' FLUOR. FIXTURE W/ACRYLIC DIFFUSER.	BENJAMIN #CD-2224-A	CLG. SURFACE
B	1-300W	W.P. INCAND. FIXTURE W/LENS & GUARD.	DEVINE #B-801	WALL SURF. OVER DOOR.
C	1 @ 18W	INCAND. 12 VOLT REMOTE EMERG. LT. HEAD.	LITECOR #EHLD1	WALL SURF. @ 7'-6" AFF
C1	2 @ 18W	SAME AS "C" EXCEPT DOUBLE HEAD UNIT.	LITECOR #2-EHLD1 W/MTG PLATE	"
C2	3 @ 18W	SAME AS "C" EXCEPT TRIPLE HEAD UNIT.	LITECOR #3-EHLD1 W/MTG PLATE	"
D	2-75W-R30/99	INCAND. SQ. DOWN LIGHT W/LENS	PRESCOLITE #3818	CLG. SURFACE
X	F6T5	FLUOR. EXIT LIGHT W/6" HIGH RED LETTERS	PRESCOLITE #752 R1	WALL SURF. OVER DOOR.
X1	F6T5	SAME AS "X" EXCEPT W/ARROW LEFT	PRESCOLITE #7524L	UNIVERSAL MOUNTING
X2	F6T5	SAME AS "X" EXCEPT W/ARROW RIGHT	PRESCOLITE #7525L	"
X3	F6T5	SAME AS "X" EXCEPT DOUBLE FACE W/ARROWS	PRESCOLITE #7557L	"

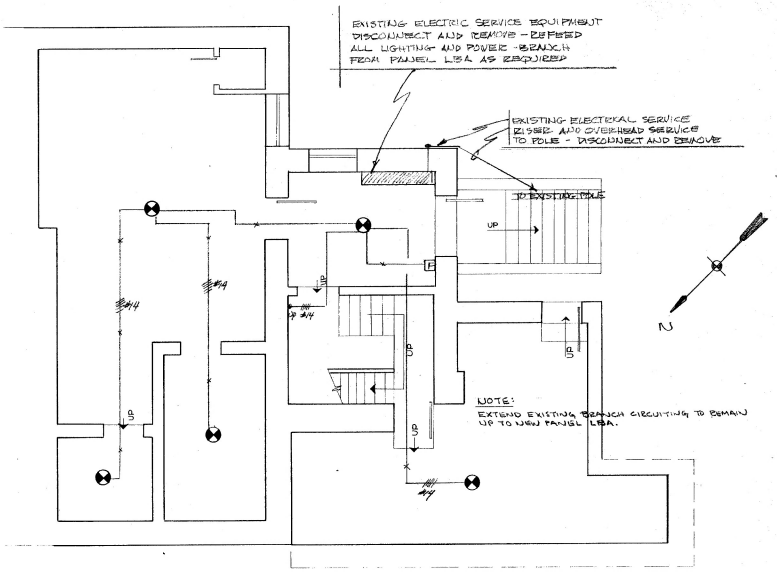

SUB BASEMENT FLOOR PLAN - "B" WING

SCALE: 1/4" = 1'-0"

NEW DISTRIBUTION PANEL "DP"

120/208 VOLTS, 3 Φ, 4 W, SN

400 A. MAINS — 400A-3P MAIN C.B.

CIRCUIT NO.	DESCRIPTION	LOAD HP	LOAD KW	BRANCH C.B. AMPS.	BRANCH C.B. POLES	BRANCH FEEDER
1	PANEL "LAA".	-	8.0	50	3	4-#6-1"C.
2	PANELS "LAB", "LAC", "LBC".	-	49.2	170 ①	3	4-#2/0-2"C.
3	PANELS "LBA" & "LBB".	-	35.0	125 ①	3	4-#1/0-2"C.
4	PANELS "LCA", "LCB", "LCC" & "LCD".	-	54.0	200 ①	3	4 # 3/0-2"C.
5	SPACE & HARDWARE ONLY	-	-	-	3	-
6	SPACE & HARDWARE ONLY	-	-	-	3	-

① ADJUSTABLE TRIP - SET AT 100 A.T. - 225 AMP FRAME.

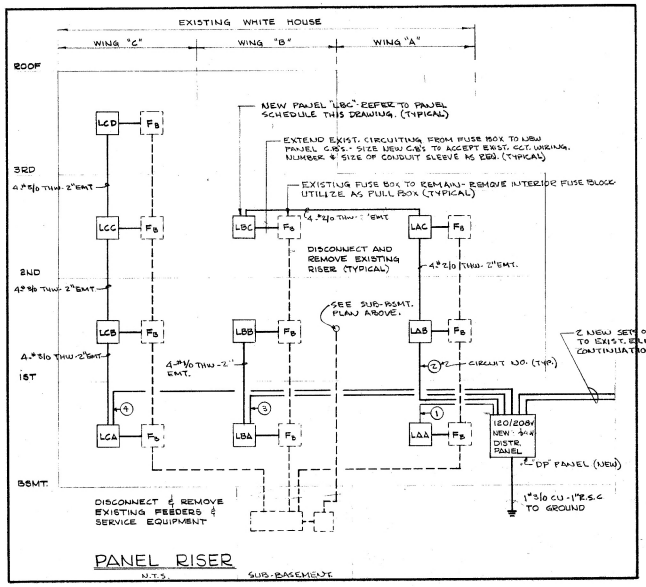

PANEL RISER

N.T.S. SUB-BASEMENT

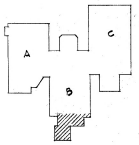

KEY PLAN

REVISIONS NO	DESCRIPTION	DATE

PROJECT E72-3 CONTRACT NO. 1
SOUTH CAMPUS RENOVATIONS
SALEM STATE COLLEGE
THE COMMONWEALTH OF MASSACHUSETTS
BUREAU OF BUILDING CONSTRUCTION
DIVISION OF STATE COLLEGES

SUB BASEMENT ELECTRIC — E2

LEV ZETLIN & ASSOCIATES, INC.
ENGINEERS CAMBRIDGE

DRAWN TBS
TRACED
CHECKED JAF

SCALE: AS NOTED
DATE: SEPT. 14, 1976

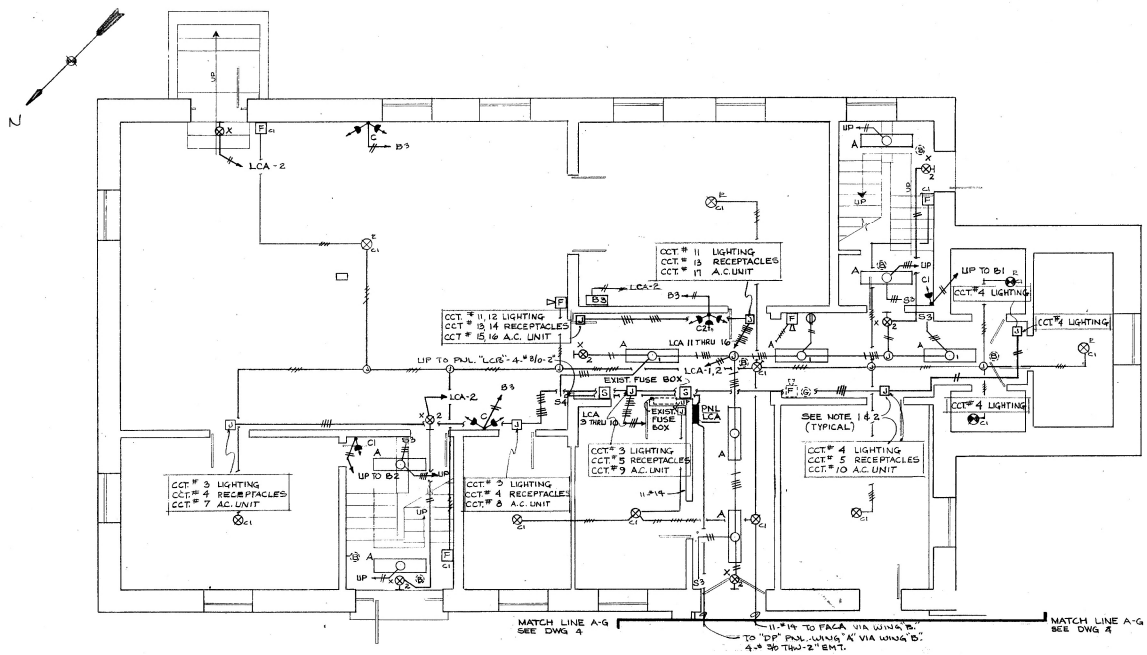

NOTES:

1. ALL CIRCUITS DESIGNATED "LIGHTING, RECEPTACLES, A.C. UNIT" ARE FOR FUTURE USE ONLY.
2. LEAVE SUFFICIENT BRANCH CIRCUIT WIRE SLACK IN EACH JUNCTION BOX FOR FUTURE CIRCUIT CONNECTIONS (TAG AND/OR LABEL).

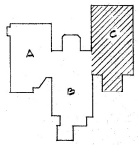

KEY PLAN

PROJECT E72 3 CONTRACT NO. 1
SOUTH CAMPUS RENOVATIONS
SALEM STATE COLLEGE
THE COMMONWEALTH OF MASSACHUSETTS
BUREAU OF BUILDING CONSTRUCTION
DIVISION OF STATE COLLEGES

BASEMENT ELECTRIC E-3

REVISIONS		
NO.	DESCRIPTION	DATE

LEV ZETLIN & ASSOCIATES, INC.
ENGINEERS CAMBRIDGE

DRAWN
TRACED
CHECKED

SCALE: 1/4" = 1'-0"
DATE: SEPT. 14, 1976

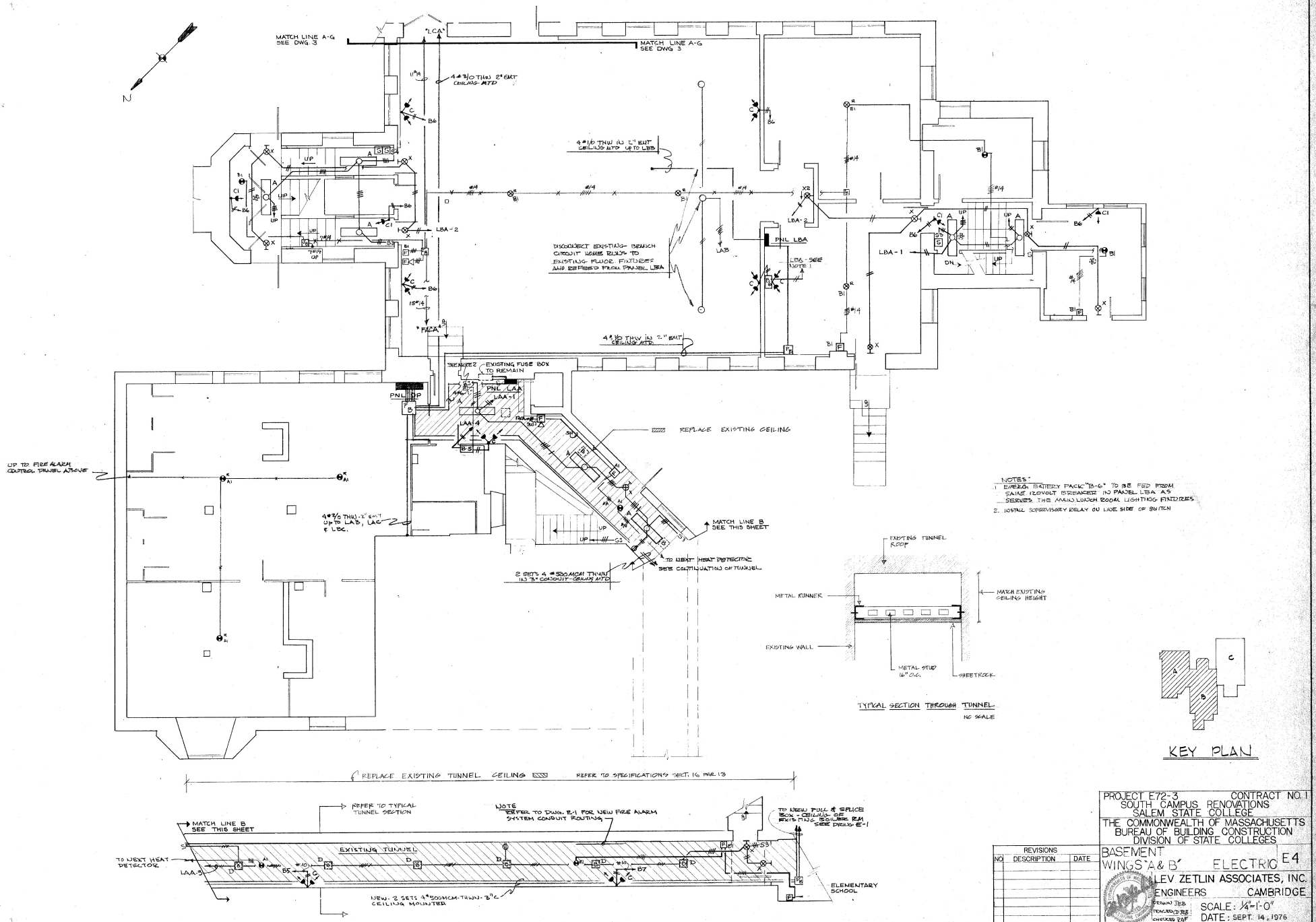

NOTES:
1. EMERG. BATTERY PACK "B-6" TO BE FED FROM SAME 120VOLT BREAKER IN PANEL LBA AS SERVES THE MAIN LUNCH ROOM LIGHTING FIXTURES
2. INSTALL SUPERVISORY RELAY ON LINE SIDE OF SWITCH

REVISIONS		
NO	DESCRIPTION	DATE

PROJECT E72-3 CONTRACT NO. 1
SOUTH CAMPUS RENOVATIONS
SALEM STATE COLLEGE
THE COMMONWEALTH OF MASSACHUSETTS
BUREAU OF BUILDING CONSTRUCTION
DIVISION OF STATE COLLEGES

BASEMENT WINGS "A & B" ELECTRIC E4

LEV ZETLIN ASSOCIATES, INC.
ENGINEERS CAMBRIDGE

DRAWN JEB
TRACED JEB
CHECKED PAF

SCALE: 1/4"-1'-0"
DATE: SEPT. 14, 1976

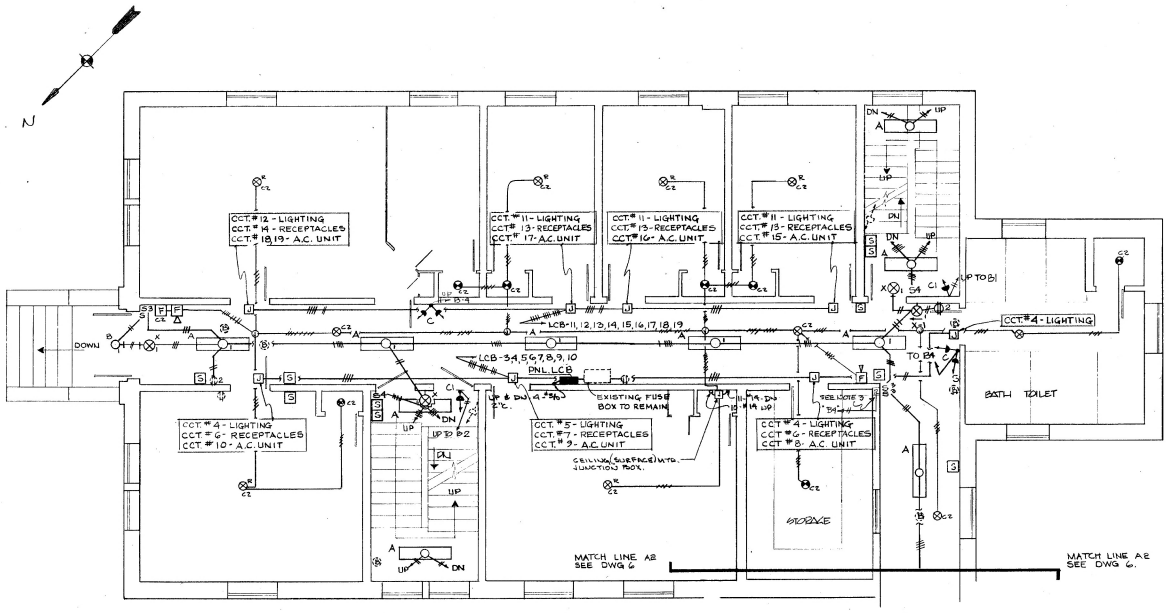

NOTES:

1. ALL CIRCUITS DESIGNATED "LIGHTING RECEPTACLES, A.C. UNIT" ARE FOR FUTURE USE ONLY.
2. LEAVE SUFFICIENT BRANCH CIRCUIT WIRE SLACK IN EACH JUNCTION BOX FOR FUTURE CIRCUIT CONNECTIONS. (TAG AND/OR LABEL)

4. INSTALL SUPERVISORY RELAY ON LINE SIDE OF SWITCH

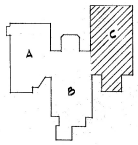

KEY PLAN

REVISIONS		
NO	DESCRIPTION	DATE

PROJECT E 72 3 CONTRACT NO.1
SOUTH CAMPUS RENOVATIONS
SALEM STATE COLLEGE

THE COMMONWEALTH OF MASSACHUSETTS
BUREAU OF BUILDING CONSTRUCTION
DIVISION OF STATE COLLEGES

FIRST FLOOR
WING "C" - ELECTRIC

E-5

LEV ZETLIN & ASSOCIATES, INC.
ENGINEERS CAMBRIDGE

DESIGNED
DRAWN
CHECKED

SCALE: ¼" = 1'-0"
DATE: SEPT. 14, 1976

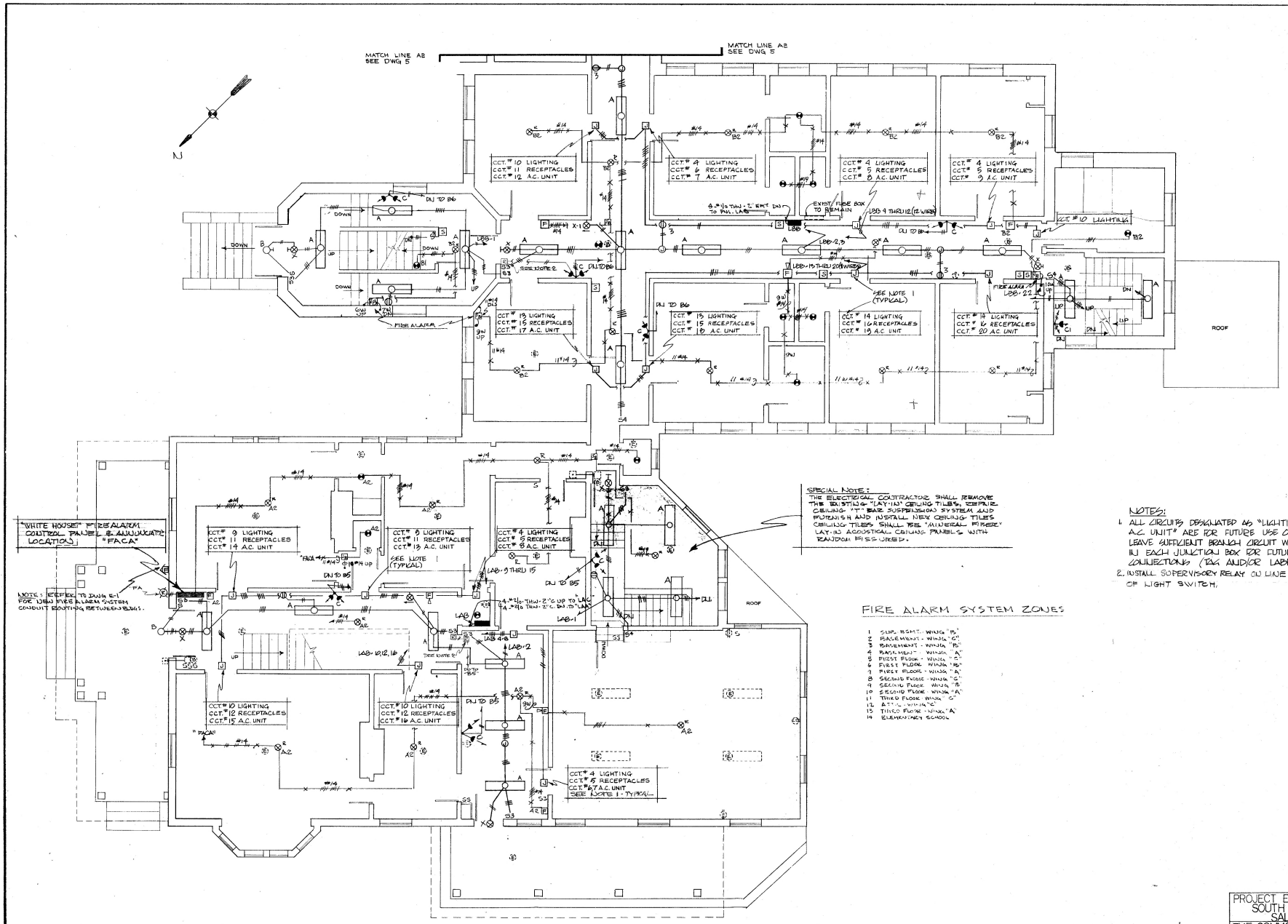

SPECIAL NOTE:
THE ELECTRICAL CONTRACTOR SHALL REMOVE THE EXISTING "LAY-IN" CEILING TILES, REPAIR CEILING "T" BAR SUSPENSION SYSTEM AND FURNISH AND INSTALL NEW CEILING TILES. CEILING TILES SHALL BE "MINERAL FIBER" LAY-IN ACOUSTICAL CEILING PANELS WITH RANDOM FISSURED.

NOTES:
1. ALL CIRCUITS DESIGNATED AS "LIGHTING, RECEPTACLES, A.C. UNIT" ARE FOR FUTURE USE ONLY. LEAVE SUFFICIENT BRANCH CIRCUIT WIRE BLACK IN EACH JUNCTION BOX FOR FUTURE CIRCUIT CONNECTIONS (TAG AND/OR LABEL)
2. INSTALL SUPERVISORY RELAY ON LINE SIDE OF NIGHT SWITCH.

FIRE ALARM SYSTEM ZONES

1 SUB BSMT. - WING "B"
2 BASEMENT - WING "C"
3 BASEMENT - WING "B"
4 BASEMENT - WING "A"
5 FIRST FLOOR - WING "C"
6 FIRST FLOOR - WING "B"
7 FIRST FLOOR - WING "A"
8 SECOND FLOOR - WING "C"
9 SECOND FLOOR - WING "B"
10 SECOND FLOOR - WING "A"
11 THIRD FLOOR - WING "C"
12 ATTIC - WING "C"
13 THIRD FLOOR - WING "A"
14 ELEMENTARY SCHOOL

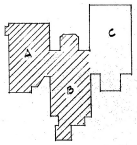

KEY PLAN

REVISIONS		
NO	DESCRIPTION	DATE

PROJECT E72 3 CONTRACT NO I
SOUTH CAMPUS RENOVATIONS
SALEM STATE COLLEGE
THE COMMONWEALTH OF MASSACHUSETTS
BUREAU OF BUILDING CONSTRUCTION
DIVISION OF STATE COLLEGES

FIRST FLOOR
WING "A" AND "B" ELECTRIC

E-6

LEV ZETLIN & ASSOCIATES, INC.
ENGINEERS CAMBRIDGE

DRAWN JEB
TRACED JEB
CHECKED EAF

SCALE: 1/4" = 1'-0"
DATE: SEPT. 14, 1976

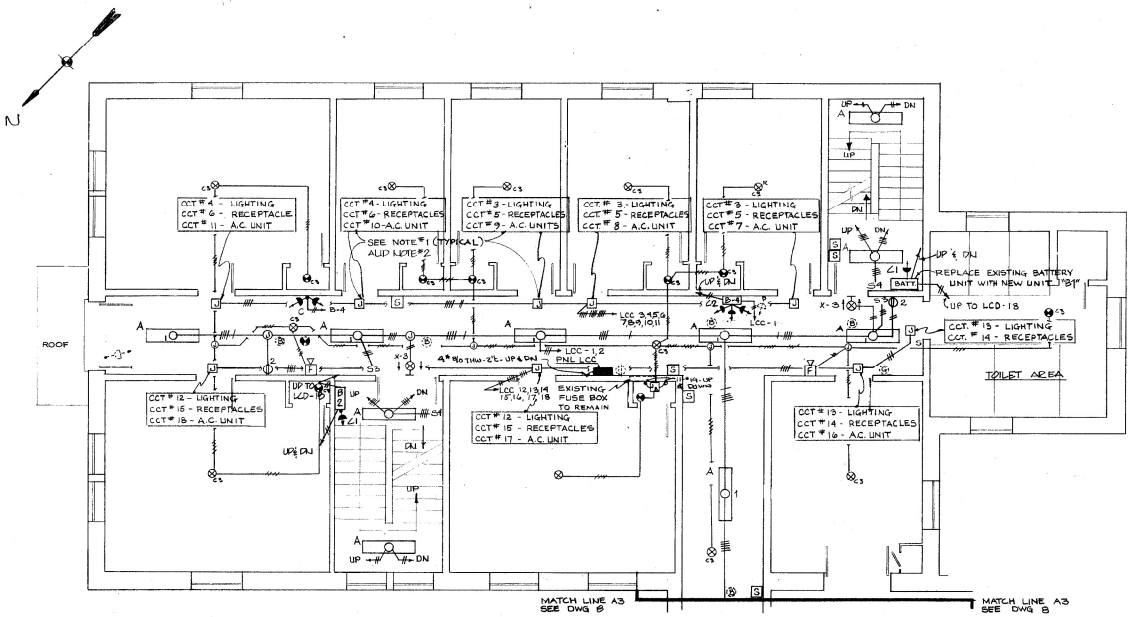

NOTES:

1. ALL CIRCUITS DESIGNATED "LIGHTING RECEPTACLES, A.C. UNIT" ARE FOR FUTURE USE ONLY.
2. LEAVE SUFFICIENT BRANCH CIRCUIT WIRE SLACK IN EACH JUNCTION BOX FOR FUTURE CIRCUIT CONNECTIONS. (TAG, ALID/OR LABEL)

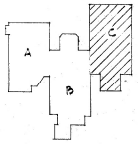

KEY PLAN

REVISIONS		
NO	DESCRIPTION	DATE

PROJECT E 72-3 CONTRACT NO. 1
SOUTH CAMPUS RENOVATIONS
SALEM STATE COLLEGE
THE COMMONWEALTH OF MASSACHUSETTS
BUREAU OF BUILDING CONSTRUCTION
DIVISION OF STATE COLLEGES

SECOND FLOOR
WING "C" ELECTRIC

E-7

LEV ZETLIN & ASSOCIATES, INC.
ENGINEERS CAMBRIDGE

DRAWN JEB
TRACED JEB
CHECKED JAP

SCALE:
DATE: SEPT. 14, 1976

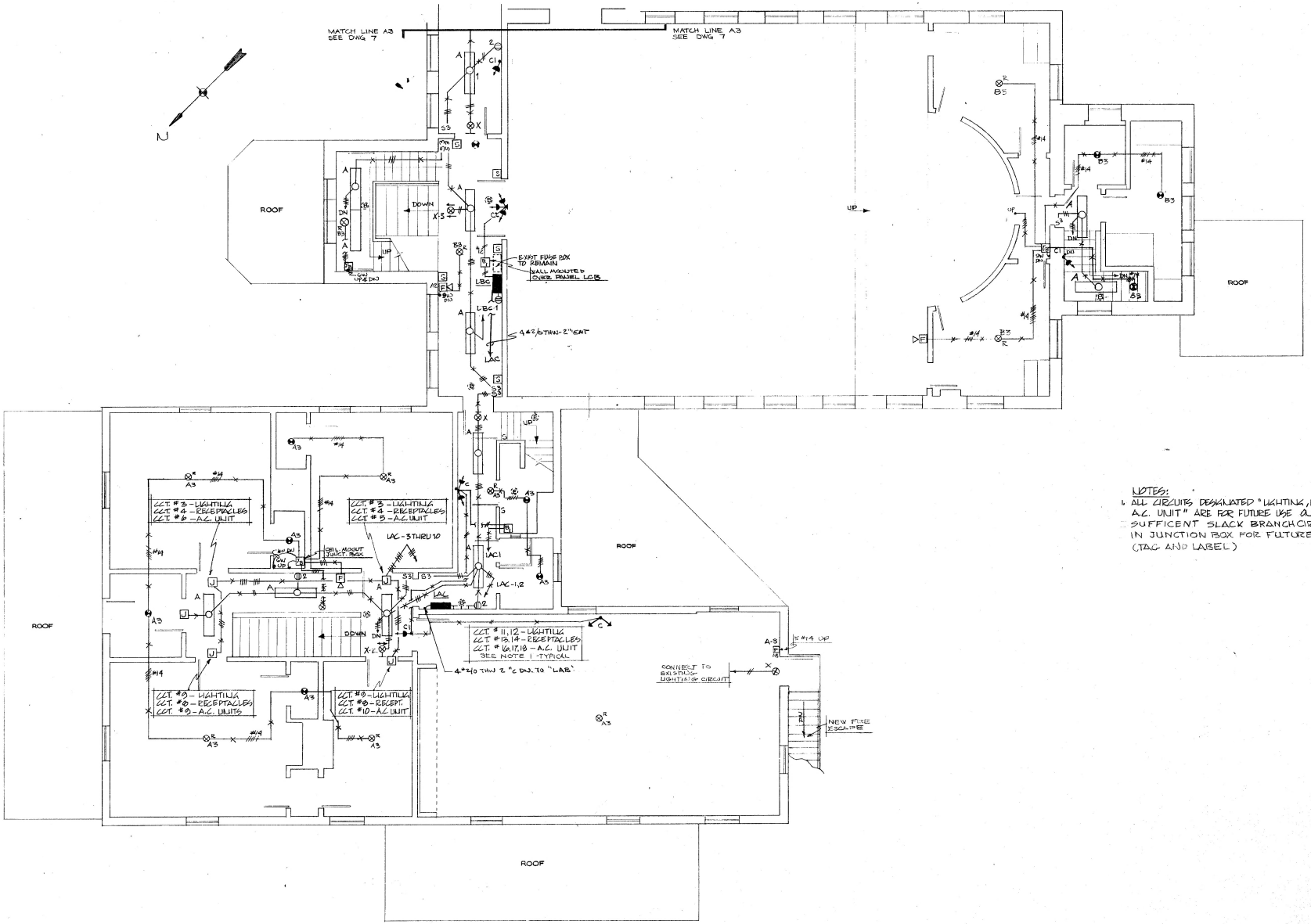

NOTES:

1. ALL CIRCUITS DESIGNATED "LIGHTING, RECEPTACLES, A.C. UNIT" ARE FOR FUTURE USE ONLY. LEAVE SUFFICENT SLACK BRANCH CIRCUIT WIRE IN JUNCTION BOX FOR FUTURE CONNECTION (TAG AND LABEL)

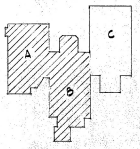

KEY PLAN

PROJECT E 72 3 CONTRACT NO.:
SOUTH CAMPUS RENOVATIONS
SALEM STATE COLLEGE

THE COMMONWEALTH OF MASSACHUSETTS
BUREAU OF BUILDING CONSTRUCTION
DIVISION OF STATE COLLEGES

REVISIONS		
NO.	DESCRIPTION	DATE

SECOND FLOOR
WINGS "A & B" ELECTRIC

E.8

LEV ZETLIN & ASSOCIATES, INC.
ENGINEERS CAMBRIDGE

DRAWN JEB
TRACED JEB/TD
CHECKED

SCALE: 1/4" = 1'-0"
DATE: SEPT. 14, 1976

NOTES:

1. ALL CIRCUITS DESIGNATED "LIGHTING, RECEPTACLES, A.C. UNIT" ARE FOR FUTURE USE ONLY.
   LEAVE SUFFICIENT BRANCH CIRCUIT SLACK AT EACH JUNCTION BOX FOR FUTURE CIRCUIT CONNECTIONS. (TAG AND/OR LABEL)

2. FIRE ALARM WIRING FOR THIRD FLOOR IS TO BE INSTALLED IN ATTIC SPACE UTILIZING MASS. ELECTRIC CODE METHODS. WHERE STRUCTURAL OR ARCHITECTURAL CONDITIONS PREVENT THE SURFACE ADDITIED RACEWAY SYSTEMS ("WIREMOLD") SHALL BE UTILIZED.

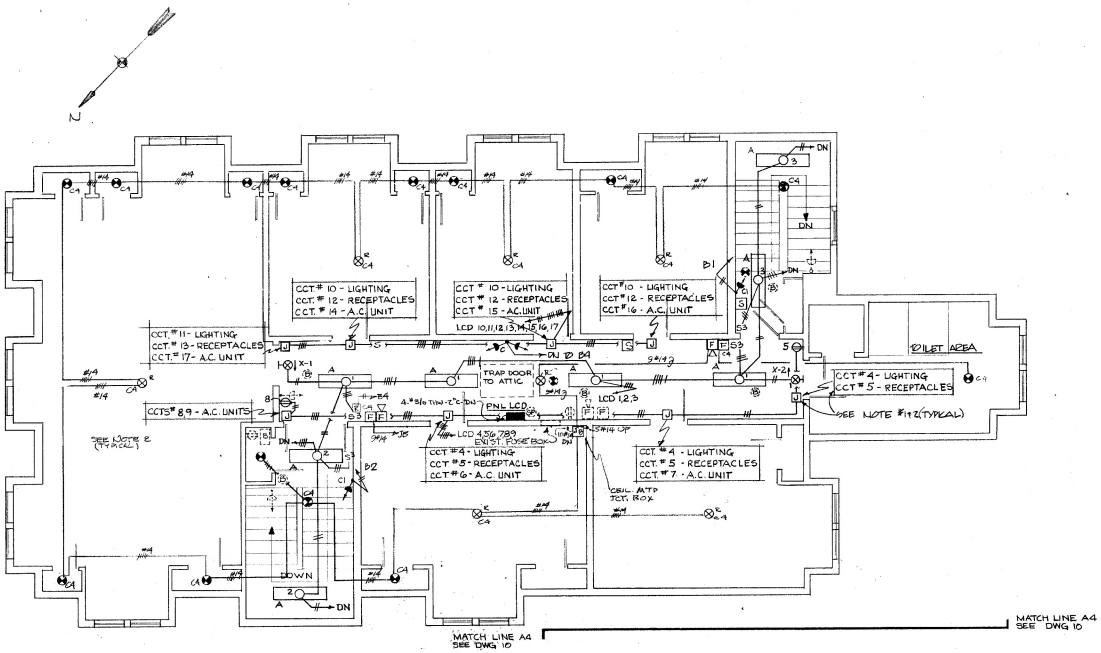

THIRD FLOOR

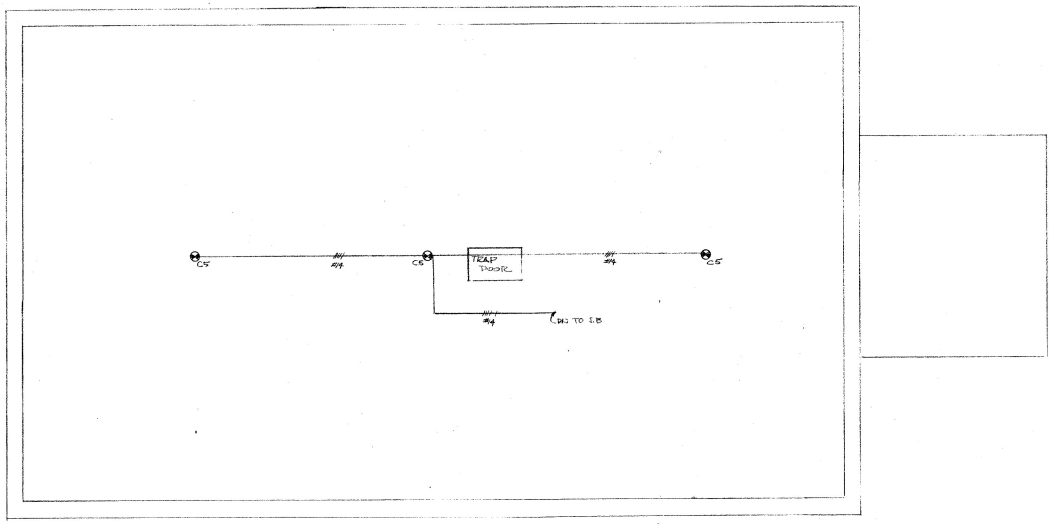

ATTIC

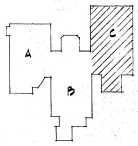

KEY PLAN

PROJECT E.72-3 CONTRACT NO.1
SOUTH CAMPUS RENOVATIONS
SALEM STATE COLLEGE
THE COMMONWEALTH OF MASSACHUSETTS
BUREAU OF BUILDING CONSTRUCTION
DIVISION OF STATE COLLEGES

REVISIONS		
NO	DESCRIPTION	DATE

THIRD FLOOR — ATTIC
WING "C" ELECTRIC

E-9

LEV ZETLIN & ASSOCIATES, INC.
ENGINEERS CAMBRIDGE

DRAWN JSB
TRACED
CHECKED EAF

SCALE: 1/4" = 1'-0"
DATE: SEPT. 14, 1976

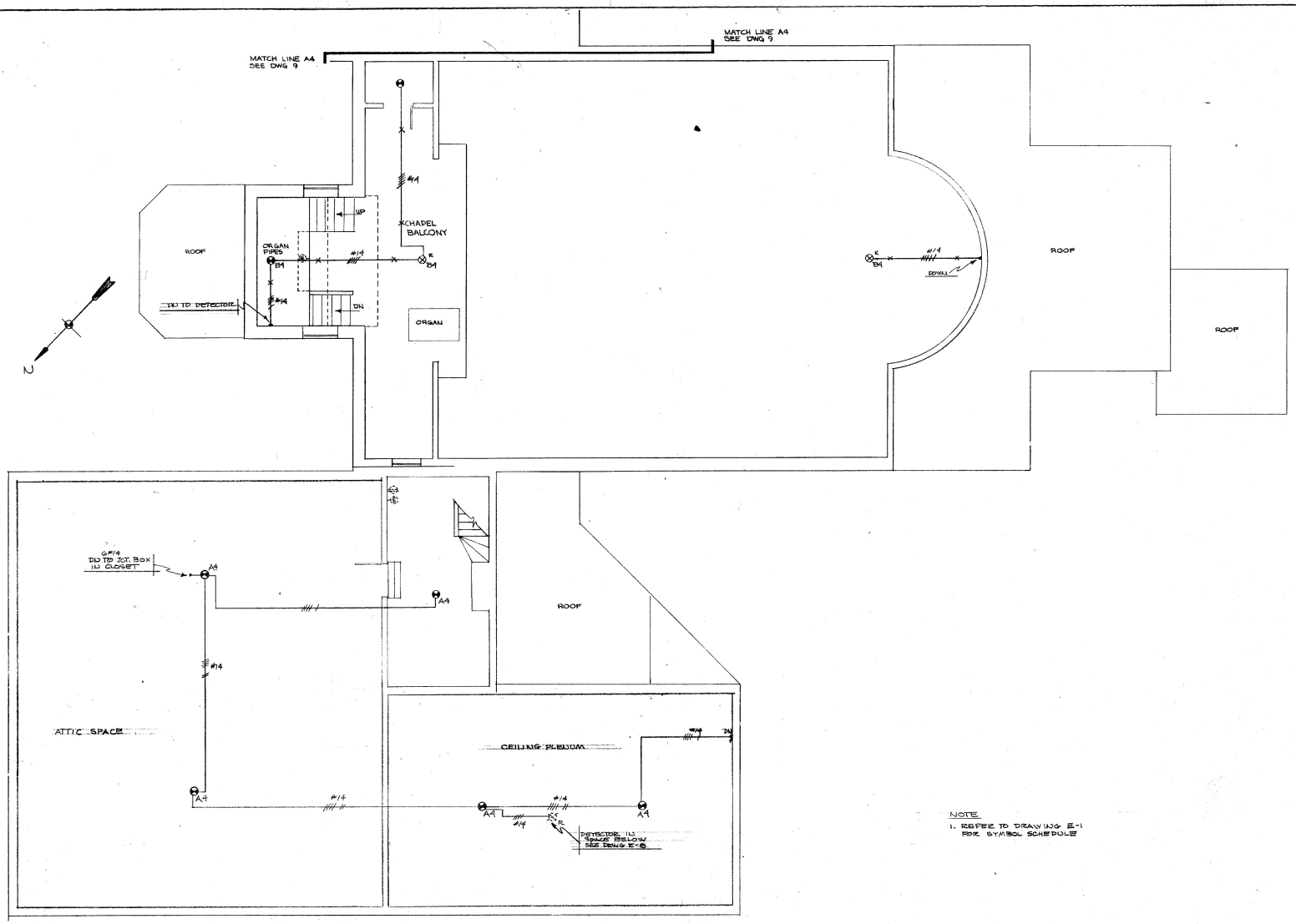

NOTE

1. REFER TO DRAWING E-1 FOR SYMBOL SCHEDULE

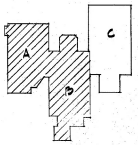

KEY PLAN

PROJECT E 72-3 CONTRACT NO. 1
SOUTH CAMPUS RENOVATIONS
SALEM STATE COLLEGE

THE COMMONWEALTH OF MASSACHUSETTS
BUREAU OF BUILDING CONSTRUCTION
DIVISION OF STATE COLLEGES

THIRD FLOOR
WING "A & B" ELECTRIC

E 10

LEV ZETLIN & ASSOCIATES, INC.
ENGINEERS CAMBRIDGE

DRAWN
TRACED
CHECKED

SCALE: 1/4" = 1'-0"
DATE: SEPT. 14, 1976

REVISIONS		
NO	DESCRIPTION	DATE

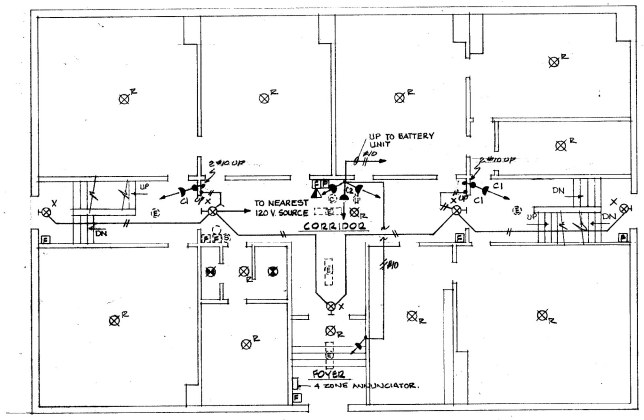

GROUND FLOOR PLAN

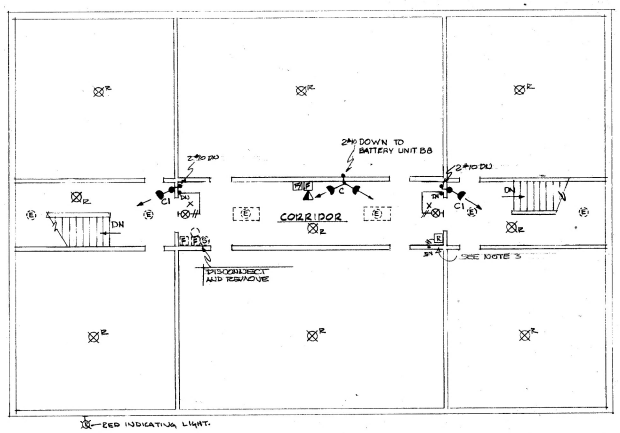

SECOND FLOOR PLAN

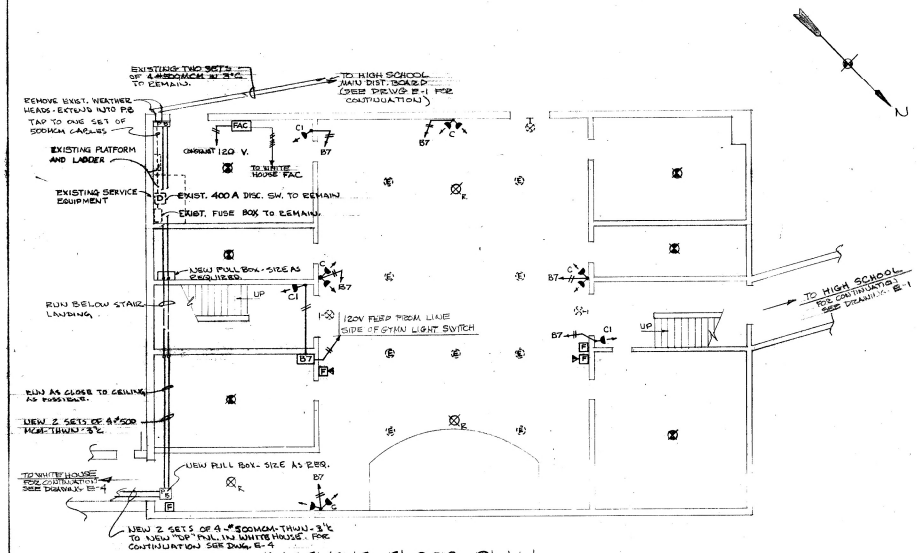

BASEMENT FLOOR PLAN

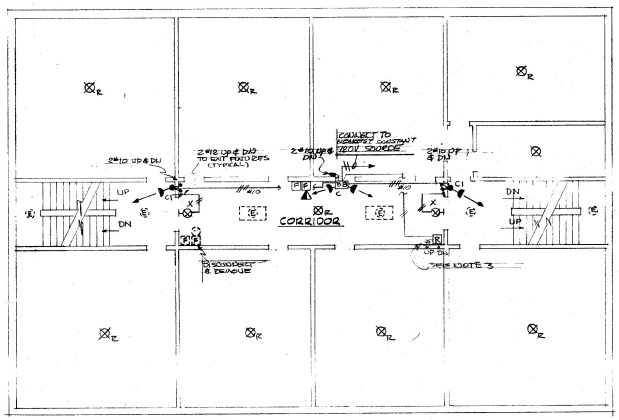

FIRST FLOOR PLAN

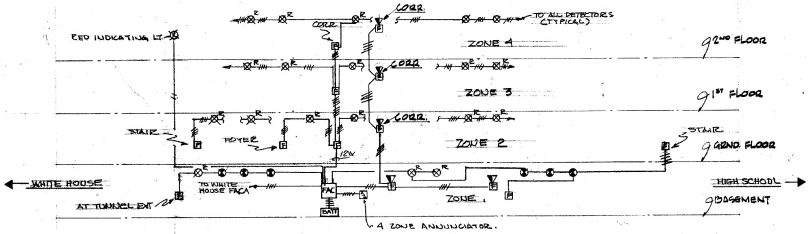

ELEMENTARY SCHOOL F.A. RISER
N.T.S.

NOTES

1. REFER TO DRAWING E-1 FOR SYMBOL SCHEDULES
2. WHERE CLASSROOM IS DESIGNATED AS KINDERGARTEN A COMBINATION SMOKE & HEAT DETECTOR SHALL BE INSTALLED
3. FURNISH & INSTALL, ON THE LINE AND CONSTANT SUPPLY SIDE OF THE LOCAL LIGHT CONTROL SWITCH A ARCO RELAY SERIES 510 TO SUPERVISE THE EMERGENCY BATTERY UNIT SUPPLY.

REVISIONS		
NO	DESCRIPTION	DATE

PROJECT E 72-3
SOUTH CAMPUS R
SALEM STATE C
THE COMMONWEALTH OF
BUREAU OF BUILDING C
DIVISION OF STATE C
ELEMENTARY SCH
FIRE ALARM - EMERG. & EXIT L
LEV ZETLIN & ASSOCIA
ENGINEERS CAM

DRAWN JES
TRACED JG
CHECKED RAP
SCALE 1/8" = 1'-0"
DATE: SEPT. 14, 1976