




Supplier Diversity Office Comprehensive Annual Report Fiscal Year 2024





Bonnie Borch-Rote
Executive Director

THE COMMONWEALTH OF MASSACHUSETTS
Executive Office for Administration and Finance
Supplier Diversity Office

One Ashburton Place, Suite 1410
Boston, MA 02108-1552

Maura Healey,
Governor
Kim Driscoll,
Lieutenant Governor
Matthew Gorzkowicz,
Secretary

To: Governor Healey, Lieutenant Governor Driscoll, Members of the General Court, Cabinet Secretaries, Agency Heads, Secretariat and Agency Supplier Diversity Officers
From: Bonnie Borch-Rote, Executive Director, Supplier Diversity Office

As the new Executive Director of the Supplier Diversity Office (SDO), I am honored to present our Comprehensive Annual Report for Fiscal Year 2024 (FY2024). The SDO's mission is to promote diversity in state contracting and increase opportunities for underrepresented businesses.

Consistent with the directives in MGL c. 7, § 61 and Executive Order 599, the SDO provides certification, programs, training services, and access to business opportunities and resources for Minority (MBE), Women (WBE), Veteran (VBE), Service-Disabled Veteran (SDVOBE), Disability (DOBE), and Lesbian, Gay, Bisexual, and Transgender (LGBTBE)-owned businesses, as well as small Massachusetts businesses. The SDO also collaborates with procurement officials and resource organizations to further its mission.

The accompanying report details the Commonwealth's diverse and small business programs, including the Certification, Supplier Diversity (SDP), Small Business Purchasing (SBPP), Affirmative Marketing (AMP and MCAMP), and Individuals with Disabilities programs.

In addition to Executive Branch agency results, this report includes narrative descriptions of supplier diversity programs and/or results from 18 Commonwealth quasi-public/non-executive organizations and seven constitutional/quasi-public/non-executive organizations participating in quantitative sections of this report.

Here are some of the spending highlights from the attached FY2024 Annual Report:

- **Growth in total diverse spending.** The Commonwealth spent approximately \$3.77 billion with diverse and small businesses (an 11.51% increase over FY2023), which includes:
 - Discretionary (or program) spending by Commonwealth agencies through SDP, SBPP, and DCAMM's AMP programs of approximately \$2.46 billion (a 15% increase over FY2023)
 - Nondiscretionary (or non-program) spending of approximately \$1.30 billion (a 5.91% increase from FY2023).

In addition, this report documents more than \$51.36 million in spending on state-funded municipal construction projects overseen by the SDO's Municipal Construction Affirmative Marketing Program (MCAMP) and more than \$200 million in spending by quasi-public organizations who submitted program narratives. **The combined impact of all these efforts is approximately \$4 billion in Commonwealth public spending with diverse and small businesses.**

- **Growth in spending by category.** In FY2024, discretionary SDP spending grew in all SDO categories when compared to FY2023.

- **Existing Benchmark performance.** SDP Program participants exceeded spending benchmarks for MBE, WBE, and SBPP by 5.81%, 47.60%, and 51.16%, respectively. The Commonwealth continued its efforts to meet its ambitious veteran-owned business benchmark. While eleven participating offices did meet the veteran spending benchmark, the Commonwealth as a whole did not meet it. However, VBE spending with participating offices did increase overall by 13.47%.
- **New Benchmark performance.** In addition to the long-standing benchmarks for MBE, WBE, SBPP, and VBE, FY2024 saw the establishment of benchmarks for DOBE and LGBTBE, set at \$18 million (or .3%) each. Executive Branch agencies met the DOBE benchmark, exceeding it by more than \$8 million. While spending with LGBTBEs did grow by 61% over FY2023, the new benchmark was not met. Twelve participating offices, including the Office of the Governor, met the LGBTBE spending benchmark individually, contributing to the overall growth in spend with LGBTBE firms.
- **Spending by race/ethnicity.** Overall, MBE spending grew from FY2023 to FY2024 by \$61.31 million, \$15.53 million from an increase in direct spending and \$45.79 million from growth in business partnership spending.

Other highlights include:

- **Number of certified and recognized businesses.** Overall, the SDO added 214 new diverse businesses to its directory (a 4% increase over FY2023).
- **Training internal and external stakeholders.** The SDO's training program continued to develop and deliver sessions to diverse and small bidders, prime contractors, executive agencies, and other public purchasers. It participated in pre-bid conferences, contractor onboardings, and contract kick-off sessions for buyers.
- **Increased compliance efforts.** The SDO continued to expand its compliance efforts to ensure the integrity of diverse and small business programs. The Spending Compliance Verification program engaged 1,188 unique certified diverse businesses to verify 1,741 reporting line items submitted by prime contractors. The program verified spend exceeding \$404 million in reported spending, a 24% increase compared to FY2023.
- **Continuation of the "SDO Means Business" campaign and Cross Functional Team.** The Cross Functional Team (CFT) continued to implement a focused, intentional approach to promoting opportunities for diverse and small businesses. In FY2024, their efforts resulted in a 45% increase in SDO certified and/or SBPP participant vendors on the statewide and departmental contracts promoted by the CFT.
- **Expanded outreach.** The SDO Programs and Engagement Team conducted more than 250 one-on-one technical assistance sessions with diverse and small business owners. In addition, SDO staff attended and/or presented at more than 150 events geared toward assisting small and diverse businesses, agencies, and other interested parties.

My team and I look forward to building upon the legacy, innovation, and leadership the SDO has provided as we continue to promote diversity, equity, and inclusion in the Commonwealth's public procurement and contracting processes.

Contents

Introduction	7
SDO Overview.....	7
SDO Organizational Development	8
SDO Mission Statement	8
SDO Commitment to Staff Diversity.....	8
SDO Innovation	9
New LGBT and DOBE Benchmarks	9
SDO IT Infrastructure Innovations and Growth	9
Diverse and Small Business Advisory Board.....	10
State Certification Program.....	11
SDO State Certification.....	11
Third-Party Certification Recognition.....	12
Ongoing Certification Program Activities.....	13
Overview of Diverse and Small Business Spending.....	14
Discretionary Spending with Diverse and Small Businesses	14
Number of Diverse and Small Businesses Receiving Discretionary Payments.....	15
Non-Discretionary Spending with Diverse and Small Businesses	15
Total Spending with Diverse and Small Businesses.....	16
Total Number of Diverse and Small Businesses Receiving Commonwealth Payments	16
Supplier Diversity Program (SDP).....	18
Minority-Owned Business Enterprise (MBE) Spending.....	20
Women-Owned Business Enterprise (WBE) Spending.....	22
Combined Veteran-Owned Business Spending.....	24
Disability-Owned Business Spending	26
LGBT Business Enterprise Spending	28
Small Business Purchasing Program (SBPP)	30
Small Business Registration.....	30
Small Business Purchasing Program (SBPP) Spending	30
MBE Spending by Race and Ethnicity.....	32
Indirect Spending by Type (Subcontracting and Ancillary Products and Services)	32
Affirmative Marketing Programs (AMP)	34
DCAMM's Affirmative Marketing Program for Design and Construction (AMP).....	34
Municipal Construction Affirmative Marketing Programs (MCAMP)	36
Massachusetts School Building Authority (MSBA) Spending.....	37

Individuals with Disabilities in State Procurement and Contracting Program	38
FY2024/2025 Goals for the Individuals with Disabilities in State Contracting Program	39
Program Outreach and Engagement.....	41
Program Outreach & Vendor Engagement	41
Strategic Partnerships & Collaboration.....	42
The SDO Cross Functional Team	43
SDP Spending Compliance Verification	47
Training.....	49
SDO Training Sessions in FY2024.....	49
Pre-certification Webinars	50
SDO Award Ceremony.....	50
Narrative Reports by Quasi-Public/Non-Executive Organizations	51
Bristol County Sheriff’s Office (BCSO)	51
Cannabis Commission	52
Community Economic Development Assistance Corporation (CEDAC).....	52
Commonwealth Corporation	53
Massachusetts Bay Transportation Authority (MBTA)	54
Massachusetts Convention Center Authority (MCCA).....	56
Massachusetts Development Finance Agency (MassDevelopment)	57
Massachusetts Gaming Commission (MGC)	57
Massachusetts Growth Capital Corporation (MGCC)	58
Massachusetts Housing Finance Agency (MassHousing).....	58
Massachusetts Port Authority (Massport)	59
Massachusetts School Building Authority (MSBA).....	60
Massachusetts State College Building Authority (MSCBA)	61
Massachusetts Water Resources Authority.....	61
Office of the Inspector General.....	62
Office of the State Treasurer and Receiver General	62
University of Massachusetts (UMass).....	63
University of Massachusetts Building Authority (UMBA)	64
Appendix A: Overall Supplier Diversity Program Spending (MBE, WBE, Veteran, Small Business, Disability, LGBT)	65
Appendix B: MBE Spending by Program Participant.....	66
Appendix C: WBE Spending by Program Participant.....	68
Appendix D: Veteran (VBE/SDVOBE) Spending by Program Participant.....	70

Appendix E: SBPP Spending by Program Participant	72
Appendix F: Disability Spending by Program Participant.....	74
Appendix G: LGBT Spending by Program Participant.....	76
Appendix H: Vendor List – Direct Spending	78
Appendix I: Vendor List – Indirect Spending	83
Appendix J: SDO Certifications and Third-Party Certifications Issued and Recognized by the Supplier Diversity Office	90
Appendix K: List of Abbreviations Used in the Report	91

Introduction

This report and the summary of accomplishments included in the transmittal letter provide an overview of the FY2024 activities and accomplishments of the Supplier Diversity Office (SDO). Together, they present comprehensive information on diverse and small business spending across the wide range of Commonwealth departments and quasi-public organizations and their programs.

SDO Overview

The Commonwealth of Massachusetts spends billions of dollars each year on goods, services, and construction. The role of the SDO is to certify, provide resources for, and support diverse and small businesses in competing for contracts being bid across the Commonwealth. The state's diversity programs include firms certified as Minority¹ (MBE), Women (WBE), Veteran (VBE), Service-Disabled Veteran (SDVOBE), Disability (DOBE), and Lesbian, Gay, Bisexual, and Transgender (LGBTBE)-Owned Business Enterprises.² The SDO works to build a more inclusive supplier base for the Commonwealth through the following programs:

- State Certification Program
- Supplier Diversity Program (SDP)
- Small Business Purchasing Program (SBPP)
- Commonwealth and Municipal Construction Affirmative Marketing Programs (MCAMP)
- Individuals with Disabilities in State Procurement and Contracting Program

¹ The term Minority Business Enterprise or MBE is defined in statute as a business that is owned by a racially or ethnically diverse individual. While the terms Minority and MBE are meant to define an ethnically or racially diverse individual or business respectively, they are not meant to denote a smaller or lesser status of the individuals or businesses included in this definition.

² The SDO's State Certification Unit reviews applications for certification as MBE, WBE, VBE, Portuguese-Owned Business Enterprises (PBE), and combinations thereof, as well as Minority (M/NPO), Women (W/NPO), and Veteran (V/NPO) Nonprofit Organizations. The SDO also accepts certifications issued by recognized third-party certifying organizations for MBE, WBE, VBE, SDVOBE, DOBE, and LGBTBE business enterprises. While the SDO does certify PBEs, there are limited opportunities for PBEs to participate in the state's diversity programs as described in [425 CMR 2.02](#).

SDO Organizational Development

SDO Mission Statement

The mission of the SDO is: To promote diversity, equity, and inclusion in state contracting by:

1. Certifying diverse businesses (minority, women, veteran, service-disabled veteran, disability, and LGBT-owned) and small Massachusetts-based businesses;
2. Connecting these companies with business opportunities and resources that enhance their marketability when bidding on public contracts; and
3. Collaborating with Executive Agencies and public organizations to:
 - a. Identify and remove barriers for diverse and small businesses; and
 - b. Increase diverse and small business spending.

SDO Commitment to Staff Diversity

In support of the Governor's goal of making state government representative of the constituents we serve and making it a great place to work for all its employees, the SDO:

- Continued its commitment to its **Diversity, Equity, and Inclusion Vision Statement, issued in FY2023:** *Diversity, Equity, and Inclusion (DEI) are critical to our organization and to the success of the diverse and small businesses that we represent. In fact, Diversity is in our name and it is what unites us! Ultimately, we believe we can only achieve our vision, mission, and goals with a demonstrated commitment, through words and actions, to DEI. We continuously seek to deepen our understanding of and perspective on the barriers and challenges facing those we serve, many of which are rooted in long-standing patterns of social inequities, exclusions, and divisions. Equally important, when we recruit, hire, and retain diverse talent that reflects the diverse businesses that we serve and when we foster an environment where the unique skills, capabilities, viewpoints, and dissenting opinions of all employees are valued, we enhance belonging, empathy, creativity, and ultimately innovation.*
- Continued to prioritize the recruitment, hiring, and retention of diverse candidates to ensure its staff reflect the diverse businesses the SDO serves; and
- Continued to be one of the most diverse agencies in state government with the following representation in FY2024:
 - 75.5% Women
 - 49.1% Persons of Color
 - 6.1% Veterans and
 - 12.3% Individuals with Disabilities

SDO Innovation

One of the keys to the SDO's success has been our focus on promoting innovation in everything we do. Below are some examples of innovative measures implemented by the SDO in FY2024.

New LGBT and DOBE Benchmarks

In June of 2023, the Healey-Driscoll Administration [announced the launch of two new supplier diversity benchmarks](#). Specifically, an overall benchmark of \$18 million (or .3%) was set for each of the SDO's newest diverse business categories, DOBE and LGBTBE. FY2024 was thus the first time spend with these businesses was measured against set benchmark goals since they were introduced into the SDO's programming in FY2016.

Overall, the Commonwealth saw discretionary spend increase in both categories (18.26% for DOBEs and 56.39% for LGBTBEs). However, only the DOBE benchmark goal was met in FY2024. The SDO will continue our work to increase opportunities for these businesses and support the achievement of the LGBTBE spending benchmark.

SDO IT Infrastructure Innovations and Growth

The Supplier Diversity Hub

The future of fairness and equity in state contracting became more accessible in FY2023 with the launch of the SDO's Supplier Diversity Hub ("Hub"). The Hub is designed to connect diverse and small businesses to prime contractors and Commonwealth agencies and cities and towns. In FY2024, Executive Agencies were able to use the Hub for their departmental contract vendors' SDP reporting.

To promote this new way of reporting SDP spending, SDO Buyer Engagement, Training, and Policy team members and SDO Compliance team members met with Executive Agencies regarding Hub adoption. The SDO Training team conducted 10 buyer training sessions and nine contractor training sessions, resulting in a combined total of 117 trained users. Soon, the Hub will eliminate the use of cumbersome spreadsheet reports. The SDO will continue efforts to increase Hub usage and will continue to report on Hub implementation.

Certrak, the SDO's Certification Tracking System

In FY2024, the SDO completed several projects to enhance our Certrak system and corresponding Directory of Certified Businesses, including:

- Moving the SBPP registration from the Operational Services Division's (OSD) COMMBUYS system to the SDO's Certrak system. This change allows the SDO to process all its small and diverse business certifications through one system, reducing the administrative burden on businesses who apply for both diverse certification as well as SBPP designation. Through an automatic interface, all SDO-certified businesses who are also registered in COMMBUYS have their SDO categories displayed within their COMMBUYS vendor profiles.³
- Working with the Division of Capital Asset Management and Maintenance (DCAMM) to automatically tag DCAMM certified businesses in the SDO's system. Because of this new interface, SDO's Directory of Certified Businesses now identifies whether an SDO certified firm is also certified with DCAMM's Contractor Certification Program. Procurement officials and construction prime contractors can utilize the SDO's Directory to identify MBE and WBE DCAMM-certified vendors without always having to check multiple directories.

³ Since the master directory of SBPP businesses is now contained in Certrak with an interface to COMMBUYS-registered businesses as applicable, this report will use "Small Businesses" to indicate SBPP member businesses. Previous SDO Annual Reports used the terminology "COMMBUYS-Verified Small Businesses."

- Making race and ethnicity information about SDO-certified businesses publicly accessible as of July 1, 2025. Vendors have the option to not have their information released.

Diverse and Small Business Advisory Board

Pursuant to Executive Order 599, the SDO appointed members to the first **SDO Diverse and Small Business Advisory Board**, a voluntary board that provides guidance and advice to the SDO in fulfilling its mission to promote equity and fairness in state contracting. The Board reflects the demographic and geographic diversity of the Commonwealth and includes small and diverse business owners as well as representatives from organizations that serve the SDO’s categories of small and diverse businesses. As of the publication of this Annual Report, the Board members are:

Organization	Representative
• Black Economic Council of Massachusetts (BECMA)	Nicole Obi, President & CEO
• We Are ALX	Eneida Román, President & CEO
• Asian Business Empowerment Council (ABEC)	Qingjian (Q.J.) Shi, Director
• Center for Women & Enterprise New England	Gaby King Morse, President & CEO
• Veterans Business Outreach Center Program for the U.S. Small Business Administration	Ray Milano, Director
• Colletty's Cookies	Collette Divitto, CEO and COO
• MA LGBT Chamber of Commerce	Keith Wang, Board of Directors
• M&A Supplier Diversity Consultants, LLC	Maria Gonzalez, Founder & Managing Partner
• BDC Community Capital Corp	Karim Hill, President and CEO
• Coalition for an Equitable Economy	Tracye Whitfield, Executive Director
• Berkshire Black Economic Council	A.J. Enchill, President and Executive Director
• ChopValue Boston	Elaine Chow, Founder
• Greater New England Minority Supplier Development Council	Joanne Wang, Director of Corporate Services
• Mashpee Wampanoag Tribe	Karen Edwards Siegel, Tribal Enrollment
• Western Mass Economic Development Council	Xiomara Albán DeLobato, Vice President and Chief of Staff

Meeting as a full Board Quarterly, and regularly in subcommittee meetings, the Board continues to be a valuable resource for the SDO in furtherance of our mission to support small and diverse businesses. The SDO thanks all our Board members for their continued service.

State Certification Program

One of the SDO’s primary services is to certify diverse and small businesses for participation in Massachusetts statewide and departmental procurements for goods and services, as well as departmental and municipal non-federally funded construction procurements.⁴ Each week, new businesses are certified, some businesses are decertified, and some businesses withdraw their applications. Therefore, the exact number of certified businesses fluctuates.

In FY2024, the total number of certified diverse firms available to do business with the Commonwealth and its prime contractors increased to 5,883 (a 4% increase over FY2023). These numbers are represented in the Diverse Businesses in the SDO Directory table below.

SDO Diverse Businesses

Certification Type	FY2022	FY2023	FY2024	FY2024 vs. FY2023 Change (%)
Minority-Owned Business Enterprise (MBE)	1,717	1,919	2,060	7%
Women-Owned Business Enterprise (WBE)	2,455	2,633	2,699	3%
Portuguese-Owned Business Enterprise (PBE)	85	81	78	-4%
Disability-Owned Business Enterprise (DOBE)	85	113	138	22%
Veteran-Owned Businesses Enterprise (VBE)	186	192	207	8%
Service-Disabled Veteran-Owned Business Enterprise (SDVOBE)	223	242	238	-2%
LGBT-Owned Business Enterprises (LGBTBE)	375	1,176	1,218	4%
TOTAL⁵	4,520	5,669	5,883	4%

SDO State Certification

The SDO’s State Certification Unit accepts applications, conducts investigations and site visits, and issues SDO certifications for MBE, WBE, VBE, PBE, and combinations thereof, as well as Minority (M/NPO), Women (W/NPO), and Veteran Nonprofit Organizations (V/NPO).⁶ At the end of FY2024, there was a total of 3,939 SDO-certified businesses (3,768 for-profit and 171 non-profit firms), some of which were certified as both minority- and women-owned/controlled (M/WBE and M/W/NPO). The total number of businesses that were certified by the SDO’s state certification program increased by 4% compared to FY2023.

⁴ The SDO’s supplier diversity certification is distinct from DCAMM certification for prime, small prime, and filed sub-bidders. The latter is focused on construction-related criteria, such as years in business, completed projects, project value, and project evaluation. The SDO’s diverse and small business certification is also distinct from the federal Disadvantaged Business Enterprise (DBE) certification conducted by the Massachusetts Department of Transportation (MassDOT) for participation in the federal Unified Certification Program (UCP), which was established for all recipients and individuals seeking to do business with transportation agencies as DBEs.

⁵ This line accounts for vendors that fall into more than one certification category and is not a sum of the lines above it.

⁶ The SDO issues Minority, Women and Veteran Nonprofit Organization (M/NPO, W/NPO and V/NPO) certifications to tax-exempt non-profit organizations that meet the following requirements: (1) at least 51% of the organization’s Board of Directors and Voting Membership must be women, members of a minority group and/or veterans; (2) the same Board of Directors and Voting Membership must control the NPO’s daily and long-term operations; (3) the organization must be regularly and actively engaged in business activity; and (4) the organization cannot be dependent upon or influenced by another non-eligible person or organization.

For-Profit Businesses and Non-Profit Organizations Certified by the SDO

Certification Type	FY2022	FY2023	FY2024	FY2024 vs. FY2023 Change (%)
Minority-Owned Business Enterprise (MBE)	1,650	1,835	1,966	7%
Women-Owned Business Enterprise (WBE)	2,308	2,457	2,525	3%
Portuguese-Owned Business Enterprise (PBE)	85	81	78	-4%
Veteran-Owned Business Enterprise (VBE)	84	110	125	14%
TOTAL⁷	3,549	3,796	3,939	4%

In FY2024, the number of certified for-profit MBEs increased in most ethnicity categories, except for the Portuguese category, which decreased by 4%.⁸ The number of PBEs decreased because of a change in the SDO's regulations which allowed Brazilian-owned businesses to become certified as MBEs.

State-Certified For-Profit Businesses by Ethnicity

Ethnicity/Minority	FY2022	FY2023	FY2024	FY2024 vs. FY2023 Change (%)
African American, Black	722	793	832	5%
Asian American (Pacific)	198	213	233	9%
Asian American (Subcontinent)	199	218	230	6%
Cape Verdean	39	45	48	7%
Caucasian	1,718	1,791	1,804	1%
Hispanic/Latino	418	478	525	10%
Indigenous Person	16	18	20	12%
Portuguese	87	78	76	-3%
TOTAL	3,397	3,634	3,768	4%

Third-Party Certification Recognition

In addition to offering its own certification services, the SDO recognizes and accepts certifications issued by third-party partner organizations, namely MBE and WBE certifications issued by the City of Boston, MBE certifications issued by the Greater New England Supplier Development Council (GNEMSDC), WBE certifications issued by the Center for Women and Enterprise (New England WBENC), VBE and SDVOBE certifications issued by the U.S. Small Business Administration (SBA)⁹ and the National Veteran-Owned Business Association (NaVOBA),¹⁰ SDVOBE and DOBE certifications issued by Disability:IN, and LGBTBE certifications issued by the National LGBT Chamber of Commerce (NGLCC).

⁷ This line accounts for vendors that fall into more than one certification category and is not a sum of the lines above it.

⁸ Only for-profit businesses are categorized by ethnicity. Non-profit organizations are certified based on the composition of their board of directors and the composition of their voting body (if different) and, as a result, cannot be categorized by ethnicity.

⁹ SBA Small VBE and SDVOBE Certification (VetCert) replaced the certification of VBEs and SDVOBEs conducted by VetBiz/U.S. Department of Veterans Affairs (VA) on January 1, 2023.

¹⁰ The SDO entered into a Memorandum of Understanding with NaVOBA on December 18, 2023, to accept NaVOBA VBE and SDVOBE certifications.

Certification Type	FY2022	FY2023	FY2024	FY2024 vs. FY2023 Change (%)
Disability-Owned Business Enterprise (DOBE)	85	113	138	22%
Veteran-Owned Business Enterprise (VBE)	84	82	82	0%
Service-Disabled Veteran-Owned Business Enterprise (SDVOBE)	223	242	238	-2%
LGBT-Owned Business Enterprise (LGBTBE)	375	1,176	1,218	4%
City of Boston MBE	30	50	52	4%
City of Boston WBE	45	77	49	-36%
Greater New England Minority Supplier Development Council (GNEMSDC) MBE	29	34	42	24%
Center for Women and Enterprise (New England WBENC) WBE	100	99	125	26%
TOTAL¹¹	767	1,613	1,676	4%

Ongoing Certification Program Activities

In FY2024, the SDO's State Certification Unit processed new applications as well as triennial renewals and administrative reviews of existing applications.

Certification Program Activities

Activity	FY2022	FY2023	FY2024	FY2024 vs. FY2023 Change (%)
New Applications	428	483	607	26%
Certification Renewals	339	389	1,049	170% ¹²
Administrative Reviews	50	76	90	18%
TOTAL	817	948	1,746	84%

- **New applications.** The SDO reviewed a total of 607 new applications for state MBE, WBE, and VBE certifications (26% more than in the prior fiscal year), including non-profit applications.
- **Certification renewals & administrative reviews.** The SDO maintained the accuracy of existing certifications by conducting 1,049 certification renewals and 90 administrative reviews.¹³

¹¹ This line accounts for vendors that fall into more than one certification category and is not a sum of the lines above it.

¹² Certification Renewals were lower in FY2022 and FY2023 as a result of: (1) the number of businesses to be renewed each year varies since implementing a 3-year certification term; and (2) the SDO decertified certain businesses that went out of business during the pandemic and were not responsive to the SDO's multiple attempts to renew their certification.

¹³ Administrative reviews are performed when a certified company changes its business structure, name, scope of products/services offered, or if other material changes take place.

Overview of Diverse and Small Business Spending

In FY2024, the Commonwealth spent approximately \$3.77 billion with diverse and small businesses, an 11.51% increase when compared to the previous year.¹⁴ Participating departments and organizations expended funds in two areas:

- Discretionary (program) spending, which represented 65% of diverse and small business spending and included the SDO’s Supplier Diversity Program (SDP), Small Business Purchasing Program (SBPP), and DCAMM’s Affirmative Marketing Program (AMP) for Commonwealth Agencies; and
- Non-discretionary (non-program) spending, which accounted for 35% of departments’ diverse and small business expenditures.

The following sections measure the combined achievements of all supplier diversity programs that exist in participating organizations through the lens benchmarks organized by business category – MBE, WBE, Veterans, SBPP, Disability and LGBTBE.¹⁵

Discretionary Spending with Diverse and Small Businesses

The SDO’s programs focus on discretionary spending for goods, services, construction, and design, which result from competitively procured contracts.¹⁶ The SDO’s programs use policy, benchmark-setting, coordination, training, compliance, and recognition of excellence to ensure the participation of diverse and small businesses in these areas of procurement. In FY2024, organizations participating in the Supplier Diversity, Small Business Purchasing, and DCAMM’s Affirmative Marketing programs increased diversity spending by approximately 20% to more than \$2.6 billion.¹⁷

Discretionary Spending Benchmark Performance

Business Category	Benchmark (% of Discretionary Budget)	Achieved (% of Discretionary Spending)	% of Benchmark Met
Minority Business Enterprises (MBE)	8%	8.46%	105.81%
Women Business Enterprises (WBE)	14%	20.66%	147.60%
Veteran Business Enterprises (VBE/SDVOBE)	3%	0.69%	23.06%
Disability Business Enterprises (DOBE/SDVOBE)	0.3%	0.36%	122.70%
LGBT-Owned Business Enterprises (LGBTBE)	0.3%	0.12%	41.19%
Small Businesses (SBPP)	3.30%	4.94%	151.16%

¹⁴ Note that this Fiscal Year 2024 Annual Report was reissued in tandem with the Fiscal Year 2025 Annual Report. The reissuance corrects a misallocation to WBE spending that was identified in the process of completing the Fiscal Year 2025 Report. The Commonwealth’s overall benchmark category attainments reported on herein were not impacted.

¹⁵ Under DCAMM’s Affirmative Marketing Program (AMP) established under MGL c. 7C, § 6 for construction and design projects, MBE and WBE business project specific participation goals are established on a project-by-project basis consistent with DCAMM’s current Disparity Study. View DCAMM’s [Annual Affirmative Marketing Report](#) which contains design and construction awards, spending and MBE/WBE participation for the fiscal year.

¹⁶ Consistent with previous SDO annual reports, this analysis includes combined achievements of all supplier diversity programs that exist in participating organizations and use SDO-certified businesses. While the SDP and SBPP address goods and services, MGL c. 7C, § 6 and MGL c. 7, § 61 charge DCAMM and the SDO with establishing MBE and WBE participation goals for capital facility projects under DCAMM’s control and state-assisted municipal building projects under SDO’s oversight. This report includes spending data for DCAMM’s construction projects. Final information on DCAMM’s Affirmative Marketing Program efforts is published as a separate report issued by DCAMM’s [Office of Access and Opportunity](#). Commonwealth departments, including MassDOT, manage their own supplier diversity or affirmative marketing programs addressing construction, relying on the SDO’s certification services and setting their own supplier diversity goals or using those project specific goals established by the SDO and DCAMM.

¹⁷ The SDO’s Municipal Construction Affirmative Marketing Programs (MCAMP) establishes project specific MBE and WBE participation goals for state-funded municipal construction contracts. Since the purchasing entities participating in the program are municipal, the program results in this report are presented separately.

In FY2024, spending benchmarks were met or surpassed, except in the Veteran (VBE/SDVOBE) and LGBTBE business categories, both of which represent challenging program goals. Despite not meeting every benchmark goal, discretionary spending grew in all business categories in FY2024 when compared to FY2023.

Discretionary Spending with Diverse and Small Businesses

Business Category	FY2022	FY2023	FY2024	FY2024 vs. FY2023 Change (%)
Minority Business Enterprises (MBE)	\$586,068,405	\$589,371,131	\$650,690,821	10.40%
Women Business Enterprises (WBE)	\$1,276,055,472	\$1,364,115,536	\$1,588,422,976	16.44%
Veteran Business Enterprises (VBE/SDVOBE)	\$38,705,172	\$46,867,333	\$53,182,698	13.47%
Disability Business Enterprises (DOBE/SDVOBE)	\$15,102,456	\$22,082,968	\$28,040,787	26.98%
LGBT-Owned Business Enterprises (LGBTBE)	\$9,739,932	\$5,846,461	\$9,413,120	61.00%
Small Businesses (SBPP)	\$285,198,824	\$324,857,370	\$379,990,362	16.97%
TOTAL¹⁸	\$1,992,576,692	\$2,147,020,527	\$2,463,018,764	14.72%

Number of Diverse and Small Businesses Receiving Discretionary Payments

The SDO tracks the number of diverse and small businesses with which the Commonwealth conducted business directly as well as the number of diverse businesses which Commonwealth contractors reported as their Supplier Diversity Program (SDP) Partners, which resulted in indirect spending.¹⁹ In FY2024, the number of diverse and small companies the Commonwealth paid directly declined by 29, or 3.24%. However, the number of Commonwealth contractors' diverse partners increased by 166, or 13.38%, compared to FY2023. This shows the value of SDO's SDP partner program.

Number of Vendors Receiving Direct and Indirect Discretionary Payments

Type of Spending	FY2022	FY2023	FY2024	FY2024 vs. FY2023 Change (%)
Vendors Receiving Direct Spending	1,040	1,049	1,015	-3.24%
Vendors Receiving Indirect Spending	725	1,241	1,407	13.38%

Non-Discretionary Spending with Diverse and Small Businesses

The Commonwealth makes pension and insurance-related expenditures, awards grants and subsidies, manages entitlement programs, and maintains loans and special payments, which are considered non-discretionary spending. While the Commonwealth's supplier diversity programs do not apply to these non-discretionary areas of spending, diverse and small businesses are part of that marketplace, so the SDO also tracks this spending.

In FY2024, combined non-discretionary direct expenditures totaled more than \$1.3 billion, representing a 2.86 5.91% increase when compared to the prior fiscal year. While most of this spending is the Commonwealth's direct expenditures, indirect spending in this category was also reported by the Group Insurance Commission (GIC), which voluntarily includes supplier diversity provisions in non-discretionary contracts.

The SDO does not set policies for direct non-discretionary spending, but it continues to promote such opportunities to our diverse and small businesses, tracks such spending and, whenever possible, advocates for

¹⁸ This line accounts for vendors that fall into more than one certification category and is not a sum of the lines above it.

vendors doing business in this category to become certified and establish supplier diversity partnerships. In FY2024, spending in some categories (Women, small businesses, Disability-owned and LGBT) increased while it decreased in others (Minority and Veteran) based on the Commonwealth’s non-discretionary needs.

Non-Discretionary Spending by Business Category

Business Category	FY2022	FY2023	FY2024	FY2024 vs. FY2023 Change (%)
Minority Business Enterprises (MBE)	\$683,154,242	\$791,165,844	\$838,888,491	6.03%
Women Business Enterprises (WBE)	\$367,007,718	\$343,319,848	\$405,348,188	18.07%
Veteran Business Enterprises (VBE/SDVOBE)	\$195,295	\$668,563	\$431,627	-35.44%
Disability Business Enterprises (DOBE/SDVOBE)	\$61,128	\$433,301	\$1,693,111	290.75%
LGBT-Owned Business Enterprises (LGBTBE)	\$9,999	\$0	\$50,000	0.00%
Small Businesses (SBPP)	\$246,184,620	\$220,029,609	\$249,274,742	13.29%
TOTAL²⁰	\$1,146,536,767	\$1,229,502,918	\$1,302,130,795	5.91%

Total Spending with Diverse and Small Businesses

Total discretionary and non-discretionary spending with diverse and small businesses in FY2024 increased by more than \$388 million, or 11.51%. Significant growth took place in spending with women-, disability-, and LGBT-owned businesses, 16.77%, 32.06%, and 63.26% respectively. Spending with Small Businesses also increased by 15.5%. At the same time, total MBE spending increased by approximately 7.9% and Veteran business spending increased by approximately 12.79%.

Total Program and Non-Program Spending by Business Category

Business Category	FY2022	FY2023	FY2024	FY2024 vs. FY2023 Change (%)
Minority Business Enterprises (MBE)	\$1,269,222,646	\$1,380,536,974	\$1,489,579,312	7.90%
Women Business Enterprises (WBE)	\$1,643,063,190	\$1,707,435,384	\$1,993,771,164	16.77%
Veteran Business Enterprises (VBE/SDVOBE)	\$38,900,467	\$47,535,897	\$53,614,325	12.79%
Disability Business Enterprises (DOBE/SDVOBE)	\$15,163,584	\$22,516,269	\$29,733,898	32.06%
LGBT-Owned Business Enterprises (LGBTBE)	\$9,749,931	\$5,846,461	\$9,463,120	61.86%
Small Businesses (SBPP)	\$531,383,443	\$544,886,979	\$629,265,104	15.49%
TOTAL²¹	\$3,139,113,459	\$3,376,523,445	\$3,765,147,059	11.51%

Total Number of Diverse and Small Businesses Receiving Commonwealth Payments

The combined number of vendors receiving discretionary and non-discretionary payments in FY2024 fluctuated. The total number of companies who received direct payments from the Commonwealth decreased by approximately 2.89% while the number of Commonwealth contractors’ diverse partners increased by 13.38% compared to FY2023.

²⁰ This line accounts for vendors that fall into more than one certification category and is not a sum of the lines above it.

²¹ This line accounts for vendors that fall into more than one certification category and is not a sum of the lines above it.

Total Number of Vendors Receiving Commonwealth Payments²²

Type of Spending	FY2022	FY2023	FY2024	FY2024 vs. FY2023 Change (%)
Vendors Receiving Direct Spending	1,222	1,245	1,209	-2.89%
Vendors Receiving Indirect Spending	757	1,271	1,441	13.38%

²² Historical comparison statistics in this table have been revised to ensure consistent calculation methodology across all years presented in the table. Prior SDO Annual reports inadvertently included non-discretionary spend paid vendors. Going forward, SDO will present both discretionary and total (both discretionary and non-discretionary) vendor counts as part of its regular Annual Report processing.

Supplier Diversity Program (SDP)

The SDP is established through MGL c. 7, § 58 and § 61 and Executive Order 599 to promote equity of opportunity in the state procurement and contracting process. The SDP applies to all executive department procurements for goods and services with annual values exceeding \$250,000. The program institutes policies to encourage participating organizations and their contractors to use SDO-certified MBEs, WBEs, VBEs, SDVOBEs, DOBEs, and LGBTBEs in their contracts for goods and services.

In consultation with the Governor’s Office for Access and Opportunity, the SDO sets annual benchmark goals for specific certification categories. These goals are expressed as a percentage of each participating organization’s discretionary budget. In FY2024, the SDP spending benchmarks were set as follows:

FY2023 Supplier Diversity Program Benchmarks

Business Category	Benchmark (% of Discretionary Budget)
Minority Business Enterprises (MBE)	8%
Women Business Enterprises (WBE)	14%
Veteran Business Enterprises (VBE/SDVOBE)	3%
Disability Business Enterprises (DOBE/SDVOBE)	0.3%
LGBT-Owned Business Enterprises (LGBTBE)	0.3%

Currently, over 70 organizations participate in the SDP, falling into one of three groups:

- **Executive branch departments in all secretariats**
- **Non-executive departments and constitutional offices** (such as the Office of the Governor, the Massachusetts Gaming Commission, the Massachusetts Commission Against Discrimination, and the Disabled Persons Protection Commission)
- **Quasi-public entities** (such as the Massachusetts Convention Center Authority, the Massachusetts Housing Finance Agency, and the Cannabis Control Commission)

Only executive departments are required to participate in the SDO’s procurement programs, which include the SDP and the SBPP. Through the SDO’s continued collaboration and outreach, many non-executive departments, constitutional offices, and quasi-public organizations voluntarily participate in this annual report. For quasi-public organizations, the degree of adherence to the SDO’s program rules and participation in this report varies:

- Seven non-executive, constitutional, or quasi-public organizations participate in SDO's programs with goal-setting, tracking, and reporting consistent with procedures used by executive branch departments:
 - Office of the Governor
 - Massachusetts Commission Against Discrimination
 - Disabled Persons Protection Commission
 - Massachusetts Convention Center Authority (MCCA)
 - Massachusetts Gaming Commission (MGC)
 - MassHousing
 - Cannabis Control Commission

- 18 quasi-public organizations submit narrative program reports. These are included at the end of the quantitative sections of the report.

Participating organizations may use two types of spending to achieve program spending goals:

- **Direct spending** with MBE, WBE, VBE, SDVOBE, DOBE, and LGBTBE prime contractors
- **Indirect spending** resulting from business partnerships between the organizations' contractors and MBE, WBE, VBE, SDVOBE, DOBE, or LGBTBE vendors used in the contractors' operations. This includes subcontracting, as well as other types of business-to-business relationships.

Indirect spending can be further subdivided into the following types:²³

- **Subcontracting**, defined as a partnership in which the SDP partner is involved in the provision of products and/or services to the Commonwealth. Such relationships typically, involve a formal written agreement between the SDP partner and the prime contractor.
- **Ancillary Products and Services**, a business relationship in which the SDP partner provides the prime contractor products or services that are not directly related to the prime contractor's contract with the Commonwealth (such as maintenance or office supply services). In most cases, this type of partnership is related to the prime contractor's general business operations and may involve a formal written agreement with the SDP partner. In some cases, products and/or services provided by the SDP partner may contribute to both subcontracting (when used by the Commonwealth) and ancillary (when used by other customers) spending.

The SDO obtains information about direct spending with certified contractors from the Commonwealth Information Warehouse (CIW), a repository of the Commonwealth's financial transactions. Indirect spending is reported to agencies by their contractors and then compiled and submitted to the SDO. Quasi-public organizations monitor supplier diversity spending internally and submit their direct and indirect expenditure information to the SDO for analysis and publication.

²³ In previous years, indirect spending also included partner and growth development, defined as a type of partnership where a Commonwealth prime contractor provides education, training, mentoring, resource sharing, joint activities, and general assistance to diverse businesses, which results in increasing their capacity in a specific industry and/or increases the pool of qualified diverse businesses. The SDO issued a policy effective January 1, 2021, stating that "...Bidders and contractors will no longer be allowed to propose or implement Partner Growth and Development partnerships as a form of indirect spending which counts towards SDP spending goals. Existing Partner Growth and Development relationships shall be allowed to continue for the duration of their respective contracts. While valid for the purposes of contract compliance for existing contracts, this type of spending may not be included in spending reports submitted by departments to the SDO and will not contribute to meeting departmental SDP spending goals..."

Minority-Owned Business Enterprise (MBE) Spending

The 8% benchmark for MBE spending was exceeded by 5.81% in FY2024, meaning program participants spent approximately 8.46% of their discretionary budgets with minority-owned businesses.

MBE Benchmark Attainment

Secretariat/Organization	FY2024 Discretionary Budget	FY2024 Benchmark (8%)	FY2024 Actual Expenditure	Percentage of Benchmark Met
Administration and Finance	\$383,800,124	\$30,704,010	\$38,718,744	126.10%
Economic Development	\$9,394,762	\$751,581	\$4,636,054	616.84%
Education	\$387,726,900	\$31,018,152	\$47,233,582	152.28%
Energy and Environmental Affairs	\$153,005,889	\$12,240,471	\$11,285,973	92.20%
Health and Human Services	\$4,312,935,965	\$345,034,877	\$385,028,166	111.59%
Housing and Livable Communities	\$549,272,597	\$43,941,808	\$29,396,802	66.90%
Labor and Workforce Development	\$58,568,498	\$4,685,480	\$10,505,243	224.21%
Public Safety and Security	\$188,552,150	\$15,084,172	\$25,147,223	166.71%
Technology Services and Security	\$93,818,939	\$7,505,515	\$13,850,879	184.54%
Transportation	\$1,453,686,504	\$116,294,920	\$73,252,647	62.99%
Veterans' Services	\$15,635,803	\$1,250,864	\$1,142,018	91.30%
Executive Department Subtotal	\$7,606,398,132	\$608,511,851	\$640,197,329	105.21%
Commission Against Discrimination	\$1,189,644	\$95,172	\$179,995	189.13%
Disabled Persons Protection Commission	\$1,594,924	\$127,594	\$87,459	68.54%
Massachusetts Gaming Commission	\$7,502,377	\$600,190	\$2,409,735	401.50%
Office of the Governor	\$887,875	\$71,030	\$1,022,446	1439.46%
Non-Executive Department Subtotal	\$11,174,820	\$893,986	\$3,699,634	413.84%
Massachusetts Convention Center Authority	\$56,524,207	\$4,521,937	\$5,233,738	115.74%
MassHousing	\$12,806,536	\$1,024,523	\$1,560,118	152.28%
Quasi-Public Entity Subtotal	\$69,330,743	\$5,546,459	\$6,793,857	122.49%
TOTAL	\$7,686,903,695	\$614,952,296	\$650,690,821	105.81%

When compared to the previous fiscal year, the Commonwealth's total program spending with MBEs increased by approximately \$6.1 million, or 10.40%, as illustrated in the table below:

Expenditures with Minority Business Enterprises (MBE)

Secretariat/Organization	FY2021	FY2022	FY2023	FY2024
Administration and Finance	\$18,655,543	\$29,231,256	\$37,946,585	\$38,718,744
Economic Development	\$5,665,342	\$6,655,848	\$7,894,743	\$4,636,054
Education	\$56,068,737	\$95,054,939	\$48,757,140	\$47,233,582
Energy and Environmental Affairs	\$5,765,253	\$8,456,456	\$12,003,740	\$11,285,973
Health and Human Services	\$271,705,496	\$306,921,614	\$356,245,127	\$385,028,166
Housing and Livable Communities	\$17,207,102	\$21,656,597	\$27,009,381	\$29,396,802
Labor and Workforce Development	\$21,185,224	\$21,055,988	\$16,145,048	\$10,505,243
Public Safety and Security	\$21,527,856	\$18,559,774	\$19,860,327	\$25,147,223
Technology Services and Security	\$17,505,610	\$16,906,057	\$15,623,991	\$13,850,879
Transportation	\$68,016,543	\$57,343,780	\$36,796,477	\$73,252,647
Veterans' Services	\$1,101,629	\$513,656	\$498,735	\$1,142,018
Executive Department Subtotal	\$504,404,335	\$582,355,965	\$578,781,297	\$640,197,329
Commission Against Discrimination	\$95,296	\$231,459	\$164,500	\$179,995
Disabled Persons Protection Commission	\$109,858	\$126,020	\$113,549	\$87,459
Massachusetts Gaming Commission	\$359,657	\$400,417	\$2,368,574	\$2,409,735
Office of the Governor	\$8,771	\$2,812	\$614,096	\$1,022,446
Non-Executive Department Subtotal	\$573,582	\$760,708	\$3,260,720	\$3,699,634
Massachusetts Convention Center Authority	\$329,827	\$1,178,128	\$5,439,612	\$5,233,738
MassHousing	\$639,854	\$1,773,606	\$1,889,502	\$1,560,118
Quasi-Public Entity Subtotal	\$969,681	\$2,951,734	\$7,329,114	\$6,793,857
TOTAL	\$505,947,598	\$586,068,407	\$589,371,131	\$650,690,821

Women-Owned Business Enterprise (WBE) Spending

In FY2024, total spending with WBEs exceeded the benchmark by more than 47% with program participants spending approximately 20.7% of their discretionary budgets with women-owned businesses.

WBE Benchmark Attainment

Secretariat/Organization	FY2024 Discretionary Budget	FY2024 Benchmark (14%)	FY2024 Actual Expenditure	Percentage of Benchmark Met
Administration and Finance	\$383,800,124	\$53,732,017	\$64,430,139	119.91%
Economic Development	\$9,394,762	\$1,315,267	\$2,964,010	225.35%
Education	\$387,726,900	\$54,281,766	\$108,913,961	200.65%
Energy and Environmental Affairs	\$153,005,889	\$21,420,824	\$29,137,686	136.03%
Health and Human Services	\$4,312,935,965	\$603,811,035	\$1,014,453,984	168.01%
Housing and Livable Communities	\$549,272,597	\$76,898,164	\$74,932,487	97.44%
Labor and Workforce Development	\$58,568,498	\$8,199,590	\$29,083,675	354.70%
Public Safety and Security	\$188,552,150	\$26,397,301	\$33,182,160	125.70%
Technology Services and Security	\$93,818,939	\$13,134,652	\$12,772,288	97.24%
Transportation	\$1,453,686,504	\$203,516,111	\$204,850,228	100.66%
Veterans' Services	\$15,635,803	\$2,189,012	\$3,312,736	151.33%
Executive Department Subtotal	\$7,606,398,132	\$1,064,895,738	\$1,578,033,354	148.19%
Commission Against Discrimination	\$1,189,644	\$166,550	\$285,108	171.18%
Disabled Persons Protection Commission	\$1,594,924	\$223,289	\$385,981	172.86%
Massachusetts Gaming Commission	\$7,502,377	\$1,050,333	\$3,961,338	377.15%
Office of the Governor	\$887,875	\$124,303	\$1,034,154	831.97%
Non-Executive Department Subtotal	\$11,174,820	\$1,564,475	\$5,666,581	362.20%
Massachusetts Convention Center Authority	\$56,524,207	\$7,913,389	\$3,870,110	48.91%
MassHousing	\$12,806,536	\$1,792,915	\$852,931	47.57%
Quasi-Public Entity Subtotal	\$69,330,743	\$9,706,304	\$4,723,041	48.66%
TOTAL	\$7,686,903,695	\$1,076,166,517	\$1,588,422,976	147.60%

When compared to the previous fiscal year, the Commonwealth's spending with WBEs increased by more than \$200 million, or 16%, as illustrated by the table below:

Expenditures with Women Business Enterprises (WBE)

Secretariat/Organization	FY2021	FY2022	FY2023	FY2024
Administration and Finance	\$51,147,638	\$58,853,889	\$67,848,798	\$64,430,139
Economic Development	\$1,685,044	\$2,932,000	\$3,641,115	\$2,964,010
Education	\$52,326,145	\$68,304,922	\$90,281,437	\$108,913,961
Energy and Environmental Affairs	\$15,994,992	\$31,272,549	\$36,467,556	\$29,137,686
Health and Human Services	\$696,555,179	\$798,787,232	\$901,142,886	\$1,014,453,984
Housing and Livable Communities	\$35,509,701	\$43,810,148	\$53,533,744	\$74,932,487
Labor and Workforce Development	\$27,013,823	\$27,204,374	\$44,086,349	\$29,083,675
Public Safety and Security	\$22,117,661	\$29,246,709	\$27,867,640	\$33,182,160
Technology Services and Security	\$18,471,024	\$12,053,100	\$14,993,342	\$12,772,288
Transportation	\$188,390,550	\$195,709,129	\$111,408,996	\$204,850,228
Veterans' Services	\$3,884,431	\$2,297,254	\$1,767,166	\$3,312,736
Executive Department Subtotal	\$1,113,096,188	\$1,270,471,306	\$1,353,039,030	\$1,578,033,354
Commission Against Discrimination	\$58,536	\$181,518	\$262,813	\$285,108
Disabled Persons Protection Commission	\$127,773	\$540,436	\$633,844	\$385,981
Massachusetts Gaming Commission	\$388,790	\$428,036	\$2,101,978	\$3,961,338
Office of the Governor	\$9,937	\$10,011	\$617,734	\$1,034,154
Non-Executive Department Subtotal	\$585,036	\$1,160,001	\$3,616,369	\$5,666,581
Massachusetts Convention Center Authority	\$855,572	\$2,632,462	\$5,581,435	\$3,870,110
MassHousing	\$883,187	\$1,791,699	\$1,878,703	\$852,931
Quasi-Public Entity Subtotal	\$1,738,759	\$4,424,161	\$7,460,138	\$4,723,041
TOTAL	\$1,115,419,983	\$1,276,055,468	\$1,364,115,536	\$1,588,422,976

Combined Veteran-Owned Business Spending

The Commonwealth continues to make progress toward meeting the challenging goal of spending 3% of its discretionary budget with veteran-owned (combined VBE and SDVOBE) businesses. The Commonwealth achieved 23.06% of the benchmark.

Combined Veteran Benchmark Attainment

Secretariat/Organization	FY2024 Discretionary Budget	FY2024 Benchmark (3%)	FY2024 Actual Expenditure	Percentage of Benchmark Met
Administration and Finance	\$383,800,124	\$11,514,004	\$3,921,808	34.06%
Economic Development	\$9,394,762	\$281,843	\$58,859	20.88%
Education	\$387,726,900	\$11,631,807	\$1,842,943	15.84%
Energy and Environmental Affairs	\$153,005,889	\$4,590,177	\$4,775,269	104.03%
Health and Human Services	\$4,312,935,965	\$129,388,079	\$24,751,515	19.13%
Housing and Livable Communities	\$549,272,597	\$16,478,178	\$1,433,738	8.70%
Labor and Workforce Development	\$58,568,498	\$1,757,055	\$216,283	12.31%
Public Safety and Security	\$188,552,150	\$5,656,564	\$7,753,789	137.08%
Technology Services and Security	\$93,818,939	\$2,814,568	\$2,273,077	80.76%
Transportation	\$1,453,686,504	\$43,610,595	\$4,249,228	9.74%
Veterans' Services	\$15,635,803	\$469,074	\$1,319,045	281.20%
Executive Department Subtotal	\$7,606,398,132	\$228,191,944	\$52,595,554	23.05%
Commission Against Discrimination	\$1,189,644	\$35,689	\$20,609	57.75%
Disabled Persons Protection Commission	\$1,594,924	\$47,848	\$101,112	211.32%
Massachusetts Gaming Commission	\$7,502,377	\$225,071	\$39,278	17.45%
Office of the Governor	\$887,875	\$26,636	\$0	0.00%
Non-Executive Department Subtotal	\$11,174,820	\$335,245	\$160,998	48.02%
Massachusetts Convention Center Authority	\$56,524,207	\$1,695,726	\$132,201	7.80%
MassHousing	\$12,806,536	\$384,196	\$293,944	76.51%
Quasi-Public Entity Subtotal	\$69,330,743	\$2,079,922	\$426,145	20.49%
TOTAL	\$7,686,903,695	\$230,607,111	\$53,182,698	23.06%

Total spending with veteran businesses increased by 13.47%, from \$46.9 million in FY2023 to \$53.2 million in FY2024. Due to the relatively small number of veteran-owned businesses doing business with the Commonwealth, spending with veteran-owned businesses continues to fluctuate based on spending with individual businesses and with large purchases, non-recurring purchases, and project commencements and completions. The SDO continues to conduct outreach, education, and training aimed at increasing the number of veteran-owned companies doing business with the Commonwealth.

Expenditures with Veteran-Owned Businesses

Secretariat/Organization	FY2021	FY2022	FY2023	FY2024
Administration and Finance	\$34,205,711	\$11,633,673	\$9,052,250	\$3,921,808
Economic Development	\$146,383	\$8,310	\$4,654	\$58,859
Education	\$1,588,936	\$768,306	\$1,873,708	\$1,842,943
Energy and Environmental Affairs	\$2,085,005	\$932,978	\$1,341,671	\$4,775,269
Health and Human Services	\$9,012,593	\$14,871,133	\$22,176,140	\$24,751,515
Housing and Livable Communities	\$211,839	\$187,290	\$81,307	\$1,433,738
Labor and Workforce Development	\$1,933,241	\$1,007,679	\$392,334	\$216,283
Public Safety and Security	\$7,602,799	\$3,011,639	\$3,439,809	\$7,753,789
Technology Services and Security	\$2,661,684	\$1,965,823	\$2,627,260	\$2,273,077
Transportation	\$4,314,944	\$3,656,864	\$4,644,440	\$4,249,228
Veterans' Services	\$253,144	\$76,682	\$837,356	\$1,319,045
Executive Department Subtotal	\$64,016,279	\$38,120,377	\$46,470,929	\$52,595,554
Commission Against Discrimination	\$10,742	\$195	\$5,530	\$20,609
Disabled Persons Protection Commission	\$5,198	\$38,341	\$12,713	\$101,112
Massachusetts Gaming Commission	\$51,792	\$72,139	\$29,244	\$39,278
Office of the Governor	\$2,587	\$0	\$0	\$0
Non-Executive Department Subtotal	\$70,319	\$110,676	\$47,488	\$160,998
Massachusetts Convention Center Authority	\$0	\$186,000	\$46,644	\$132,201
MassHousing	\$262,092	\$288,117	\$302,272	\$293,944
Quasi-Public Entity Subtotal	\$262,092	\$474,117	\$348,916	\$426,145
TOTAL	\$64,348,690	\$38,705,170	\$46,867,333	\$53,182,698

Disability-Owned Business Spending

The Commonwealth exceeded its new Disability-Owned Business benchmark by more than \$5 million:

Disability-Owned Business Benchmark Attainment

Secretariat/Organization	FY2024 Discretionary Budget	FY2024 Benchmark (0.3%) ²⁴	FY2024 Actual Expenditure	Percentage of Benchmark Met
Administration and Finance	\$383,800,124	\$1,151,400	\$2,547,717	221.27%
Economic Development	\$9,394,762	\$28,184	\$56,297	199.75%
Education	\$387,726,900	\$1,163,181	\$1,489,108	128.02%
Energy and Environmental Affairs	\$153,005,889	\$459,018	\$1,717,428	374.15%
Health and Human Services	\$4,312,935,965	\$12,938,808	\$14,000,566	108.21%
Housing and Livable Communities	\$549,272,597	\$1,647,818	\$357,381	21.69%
Labor and Workforce Development	\$58,568,498	\$175,705	\$209,183	119.05%
Public Safety and Security	\$188,552,150	\$565,656	\$3,488,715	616.76%
Technology Services and Security	\$93,818,939	\$281,457	\$1,656,213	588.44%
Transportation	\$1,453,686,504	\$4,361,060	\$1,661,718	38.10%
Veterans' Services	\$15,635,803	\$46,907	\$737,370	1571.97%
Executive Department Subtotal	\$7,606,398,132	\$22,819,194	\$27,921,697	122.36%
Commission Against Discrimination	\$1,189,644	\$3,569	\$106	2.96%
Disabled Persons Protection Commission	\$1,594,924	\$4,785	\$82,745	1729.35%
Massachusetts Gaming Commission	\$7,502,377	\$22,507	\$36,239	161.01%
Office of the Governor	\$887,875	\$2,664	\$0	0.00%
Non-Executive Department Subtotal	\$11,174,820	\$33,524	\$119,090	355.23%
Massachusetts Convention Center Authority	\$56,524,207	N/A	N/A	N/A
MassHousing	\$12,806,536	N/A	N/A	N/A
Quasi-Public Entity Subtotal	\$69,330,743	N/A	N/A	N/A
TOTAL	\$7,686,903,695	\$22,852,719	\$28,040,787	122.70%

²⁴ While set as an exact amount, Commonwealth agency performance is tracked based on a percentage of discretionary budget, similar to other benchmarks. This ensures that the benchmark amount gradually increases as the Commonwealth's spending grows. This measure, calculated at 0.3%, is the percentage that \$18 million represented in the Commonwealth's total discretionary spending at the time when the benchmark was set.

When compared to the previous fiscal year, the Commonwealth’s spending businesses owned by individuals with disabilities increased by more than \$5.9 million, or 26.98%, as illustrated by the table below:

Expenditures with Disability-Owned Businesses

Secretariat/Organization	FY2023	FY2024
Administration and Finance	\$1,490,907	\$2,547,717
Economic Development	\$30,160	\$56,297
Education	\$1,518,498	\$1,489,108
Energy and Environmental Affairs	\$959,497	\$1,717,428
Health and Human Services	\$12,957,103	\$14,000,566
Housing and Livable Communities	\$145,690	\$357,381
Labor and Workforce Development	\$0	\$209,183
Public Safety and Security	\$706,441	\$3,488,715
Technology Services and Security	\$497,524	\$1,656,213
Transportation	\$3,681,358	\$1,661,718
Veterans' Services	\$16,850	\$737,370
Executive Department Subtotal	\$22,004,026	\$27,921,697
Commission Against Discrimination	\$0	\$106
Disabled Persons Protection Commission	\$50,084	\$82,745
Massachusetts Gaming Commission	\$28,858	\$36,239
Office of the Governor	\$0	\$0
Non-Executive Department Subtotal	\$78,942	\$119,090
Massachusetts Convention Center Authority	N/A	N/A
MassHousing	N/A	N/A
Quasi-Public Entity Subtotal	N/A	N/A
TOTAL	\$22,082,968	\$28,040,787

LGBT Business Enterprise Spending

The LGBTBE benchmark is the second new benchmark set by the Healey-Driscoll Administration on June 30, 2023. While the Commonwealth did not meet the new benchmark, spending did increase overall, and three secretariats and two non-executive agencies met this benchmark in FY2024. The Commonwealth spent more than \$9 million with LGBT-owned businesses, achieving more than 41% of the \$18 million goal.

LGBT Business Enterprise Benchmark Attainment

Secretariat/Organization	FY2024 Discretionary Budget	FY2024 Benchmark (0.3%) ²⁵	FY2024 Actual Expenditure	Percentage of Benchmark Met
Administration and Finance	\$383,800,124	\$1,151,400	\$973,392	84.54%
Economic Development	\$9,394,762	\$28,184	\$212,630	754.43%
Education	\$387,726,900	\$1,163,181	\$441,940	37.99%
Energy and Environmental Affairs	\$153,005,889	\$459,018	\$269,254	58.66%
Health and Human Services	\$4,312,935,965	\$12,938,808	\$2,462,451	19.03%
Housing and Livable Communities	\$549,272,597	\$1,647,818	\$2,985,385	181.17%
Labor and Workforce Development	\$58,568,498	\$175,705	\$11,899	6.77%
Public Safety and Security	\$188,552,150	\$565,656	\$27,170	4.80%
Technology Services and Security	\$93,818,939	\$281,457	\$717,524	254.93%
Transportation	\$1,453,686,504	\$4,361,060	\$181,620	4.16%
Veterans' Services	\$15,635,803	\$46,907	\$0	0.00%
Executive Department Subtotal	\$7,606,398,132	\$22,819,194	\$8,283,264	36.30%
Commission Against Discrimination	\$1,189,644	\$3,569	\$441	12.35%
Disabled Persons Protection Commission	\$1,594,924	\$4,785	\$0	0.00%
Massachusetts Gaming Commission	\$7,502,377	\$22,507	\$109,815	487.91%
Office of the Governor	\$887,875	\$2,664	\$1,019,601	38278.69%
Non-Executive Department Subtotal	\$11,174,820	\$33,524	\$1,129,856	3370.24%
Massachusetts Convention Center Authority	\$56,524,207	N/A	N/A	N/A
MassHousing	\$12,806,536	N/A	N/A	N/A
Quasi-Public Entity Subtotal	\$69,330,743	N/A	N/A	N/A
TOTAL	\$7,686,903,695	\$22,852,719	\$9,413,120	41.19%

²⁵ While set as an exact amount, Commonwealth agency performance with both DOBEs and LGBTBEs is tracked based on a percentage of discretionary budget, similar to other benchmarks. This ensures that the benchmark amount gradually increases as the Commonwealth's spending grows. This measure, calculated at 0.3%, is the percentage that \$18 million represented in the Commonwealth's total discretionary spending at the time when the benchmark was set.

When compared to the previous fiscal year, the Commonwealth's spending with LGBTBEs increased by more than approximately \$3.6 million, or 61%, as illustrated by the table below:

Expenditures with LGBT Businesses Enterprises

Secretariat/Organization	FY2023	FY2024
Administration and Finance	\$794,030	\$973,392
Economic Development	\$9,792	\$212,630
Education	\$171,214	\$441,940
Energy and Environmental Affairs	\$60,913	\$269,254
Health and Human Services	\$2,189,014	\$2,462,451
Housing and Livable Communities	\$865,123	\$2,985,385
Labor and Workforce Development	\$14,215	\$11,899
Public Safety and Security	\$7,984	\$27,170
Technology Services and Security	\$31,578	\$717,524
Transportation	\$969,243	\$181,620
Veterans' Services	\$28,366	\$0
Executive Department Subtotal	\$5,141,473	\$8,283,264
Commission Against Discrimination	\$0	\$441
Disabled Persons Protection Commission	\$0	\$0
Massachusetts Gaming Commission	\$92,800	\$109,815
Office of the Governor	\$612,189	\$1,019,601
Non-Executive Department Subtotal	\$704,989	\$1,129,856
Massachusetts Convention Center Authority	N/A	N/A
MassHousing	N/A	N/A
Quasi-Public Entity Subtotal	N/A	N/A
TOTAL	\$5,846,461	\$9,413,120

Small Business Purchasing Program (SBPP)

The Small Business Purchasing Program (SBPP)²⁶ was established in 2010 through Executive Order 523 and reaffirmed in 2021 and 2022 through MGL c. 7, §§ 58 and 61 and Executive Order 599 to direct state spending for non-construction goods and services to participating Massachusetts small businesses. This program applies to executive departmental procurements and requests for quotes with annual values equal to or less than \$250,000.²⁷

Small Business Registration

In FY2024, the SBPP registration process was moved from the OSD’s COMMBUYS system to the SDO’s Certrak system. Program eligibility requirements remained unchanged. The program experienced a 10% increase in the number of verified businesses compared to FY2023.

Massachusetts Small Businesses (SBPP)

Certification Type	FY2022	FY2023	FY2024	FY2024 vs. FY2023 Change (%)
Massachusetts Small Businesses (SBPP)	1,479	1,516	1,663	10%

Small Business Purchasing Program (SBPP) Spending

Only Commonwealth executive and non-executive departments participate in the SBPP, which has a 3.3% benchmark for discretionary spending. Total SBPP spending in FY2024 exceeded the benchmark by more than 50%, with program participants spending 4.94% of their discretionary budgets with small businesses.

²⁶ To qualify for the SBPP, a firm must: (1) have its principal place of business in Massachusetts; (2) have been in business for at least one year; (3) currently employ a combined total of 50 or fewer full-time employee (FTE) equivalents in all locations; and (4) have gross revenues as reported on the appropriate Massachusetts Department of Revenue state tax forms of \$15 million or less, based on a three-year average.

²⁷ Effective July 1, 2021, the SBPP applies to procurements with annual value equal to or less than \$250,000.

SBPP Benchmark Attainment

Secretariat/Organization	FY2024 Discretionary Budget	FY2024 Benchmark (3.3%)	FY2024 Actual Expenditure	Percentage of Benchmark Met
Administration and Finance	\$383,800,124	\$12,665,404	\$11,847,429	93.54%
Economic Development	\$9,394,762	\$310,027	\$407,966	131.59%
Education	\$387,726,900	\$12,794,988	\$41,133,405	321.48%
Energy and Environmental Affairs	\$153,005,889	\$5,049,194	\$13,443,832	266.26%
Health and Human Services	\$4,312,935,965	\$142,326,887	\$155,856,394	109.51%
Housing and Livable Communities	\$549,272,597	\$18,125,996	\$77,718,958	428.77%
Labor and Workforce Development	\$58,568,498	\$1,932,760	\$2,461,857	127.38%
Public Safety and Security	\$188,552,150	\$6,222,221	\$15,863,961	254.96%
Technology Services and Security	\$93,818,939	\$3,096,025	\$5,524,473	178.44%
Transportation	\$1,453,686,504	\$47,971,655	\$50,639,818	105.56%
Veterans' Services	\$15,635,803	\$515,981	\$655,173	126.98%
Executive Department Subtotal	\$7,606,398,132	\$251,011,138	\$375,553,266	149.62%
Commission Against Discrimination	\$1,189,644	\$39,258	\$1,013,733	2582.22%
Disabled Persons Protection Commission	\$1,594,924	\$52,632	\$29,216	55.51%
Massachusetts Gaming Commission	\$7,502,377	\$247,578	\$3,393,858	1370.82%
Office of the Governor	\$887,875	\$29,300	\$0	0.00%
Non-Executive Department Subtotal	\$11,174,820	\$368,769	\$4,436,806	1203.14%
Massachusetts Convention Center Authority	\$56,524,207	N/A	N/A	N/A
MassHousing	\$12,806,536	N/A	N/A	N/A
Quasi-Public Entity Subtotal	\$69,330,743	N/A	N/A	N/A
TOTAL	\$7,686,903,695	\$251,379,907	\$379,990,072	151.16%

In FY2024, program participants' expenditures through the SBPP increased by more than \$1.19 million, or 0.37% over the prior fiscal year, as illustrated below:

Expenditures with Massachusetts Small Businesses

Secretariat/Organization	FY2021	FY2022	FY2023	FY2024
Administration and Finance	\$9,403,332	\$11,265,465	\$13,162,492	\$11,847,429
Economic Development	\$310,279	\$521,520	\$729,552	\$407,966
Education	\$33,723,811	\$41,707,643	\$41,021,900	\$41,133,405
Energy and Environmental Affairs	\$12,656,139	\$10,770,050	\$14,331,727	\$13,443,832
Health and Human Services	\$105,054,290	\$121,518,523	\$139,939,322	\$155,856,394
Housing and Livable Communities	\$28,676,167	\$31,257,185	\$45,152,139	\$77,718,958
Labor and Workforce Development	\$660,592	\$398,254	\$366,085	\$2,461,857
Public Safety and Security	\$12,632,391	\$18,968,631	\$14,649,290	\$15,863,961
Technology Services and Security	\$5,709,412	\$9,031,210	\$9,335,850	\$5,524,473
Transportation	\$38,536,020	\$36,091,319	\$41,860,383	\$50,639,818
Veterans' Services	\$1,280,480	\$588,171	\$1,066,220	\$655,173
Executive Department Subtotal	\$248,642,913	\$282,117,971	\$321,614,961	\$375,553,266
Commission Against Discrimination	\$6,962	\$4,411	\$18,146	\$1,013,733
Disabled Persons Protection Commission	\$157,855	\$99,815	\$176,411	\$29,216
Massachusetts Gaming Commission	\$2,572,571	\$2,875,755	\$3,047,852	\$3,393,858
Office of the Governor	\$0	\$4,146	\$0	\$0
Non-Executive Department Subtotal	\$2,737,388	\$2,984,127	\$3,242,409	\$4,436,806
Massachusetts Convention Center Authority	N/A	N/A	N/A	N/A
MassHousing	N/A	N/A	N/A	N/A
Quasi-Public Entity Subtotal	N/A	N/A	N/A	N/A
TOTAL	\$251,380,301	\$285,102,098	\$324,857,370	\$379,990,072

MBE Spending by Race and Ethnicity

In the process of certifying MBEs, the SDO collects information on the race and ethnicity of the owner(s) to establish the business’s certification eligibility. Similarly, the SDO collects data on race and ethnicity of boards and voting bodies of M/NPOs. The Commonwealth’s supplier diversity policies treat all MBEs and M/NPOs as one group and do not utilize individual business owner race and ethnicity information for procurement decision-making.

The SDO provides the following aggregated information on the Commonwealth’s direct and indirect spending by race and ethnicity:

FY2024 MBE Spending by Race and Ethnicity

Ethnicity/Minority	Direct Spending	Indirect Spending	Total Spending	Share of For-profit Spending	FY2024 vs. FY2023 Change (%)
African American, Black	\$32,082,513	\$86,997,587	\$119,080,100	32.28%	40.79%
Asian American (Pacific)	\$60,063,460	\$39,888,441	\$99,951,902	27.09%	4.46%
Asian American (Subcontinent)	\$42,926,112	\$22,070,437	\$64,996,549	17.62%	-12.26%
Cape Verdean	\$1,932,096	\$4,802,015	\$6,734,111	1.83%	-21.23%
Hispanic/Latino	\$32,154,507	\$46,398,585	\$78,553,092	21.29%	17.61%
Multiple (Minority-led Non-profits)	\$263,921,991	\$17,850,287	\$281,772,278		8.19%
Indigenous Person	\$43,068	\$378,306	\$421,374	0.11%	524.81%
Overlap Adjustment	\$0	-\$818,585	-\$818,585	-0.22%	
Grand Total	\$433,123,749	\$217,567,072	\$650,690,821		10.40%

In FY2024, overall MBE spending grew \$61 million over the previous year, \$15.5 million of which was from an increase in direct spending and \$17.6 million resulted from growth in business partnership spending. Spending with African American-owned businesses increased by 40.8%, or \$34.5 million. Additionally, spending with Asian American (Pacific), Hispanic/Latino, and Indigenous Person businesses increased by 4.46%, 17.6% and 525% respectively. At the same time, spending with Asian American (Subcontinent), and Cape Verdean businesses declined by 12.3%, and 21.2% respectively. The share of African-American businesses in the Commonwealth’s for-profit MBE spending grew from 25.71% 32.28%.

Indirect Spending by Type (Subcontracting and Ancillary Products and Services)

The SDO’s programs recognize two types of indirect (also referred to as Tier 2) spending: Subcontracting and Ancillary Products and Services. While the SDO reviews the business relationship information reported by contractors, it is the Commonwealth contractor’s responsibility to accurately classify the nature of the business relationship with their supplier diversity partners.

FY2024 Indirect Spending by Type

Business Category	Subcontracting	Ancillary Products & Services	Total	FY2024 vs. FY2023 Change (%)
Minority Business Enterprises (MBE)	\$117,085,572	\$100,481,500	\$217,567,072	26.66%
Women Business Enterprises (WBE)	\$203,592,512	\$165,551,431	\$369,143,944	31.79%
Veteran Business Enterprises (VBE/SDVOBE)	\$11,605,081	\$24,527,380	\$36,132,461	4.23%
Disability Business Enterprises (DOBE/SDVOBE)	\$5,110,880	\$16,672,718	\$21,783,598	25.57%
LGBT-Owned Business Enterprises (LGBTBE)	\$137,247	\$2,849,939	\$2,987,186	39.22%
TOTAL²⁸	\$291,530,023	\$266,889,975	\$558,419,997	26.52%

In FY2024, Commonwealth contractors spent nearly \$560 million with diverse business partners, an increase of approximately 26% over FY2023. Subcontracting relationships accounted for 52.2%, and ancillary products and services represented approximately 47.8% of this spending. Indirect spending increased in all categories except the veteran business category.

²⁸ This line accounts for vendors that fall into more than one certification category and is not a sum of the lines above it.

Affirmative Marketing Programs (AMP)

The Commonwealth’s Affirmative Marketing Program (AMP) was established pursuant to M.G.L. Chapter 7C, § 6 and M.G.L. Chapter 7, § 61 for the purpose of ensuring Minority (MBE) and Women (WBE) participation in state building (vertical) construction projects and state-funded (municipal) construction projects.²⁹ Below are the FY2024 results from both DCAMM’s Affirmative Marketing Program (AMP) and the SDO’s Municipal Construction Affirmative Marketing Program (MCAMP). There was a reduction in total overall spending for both programs when compared to FY2023. In FY2024, the combined spending with MBEs and WBEs from the AMP and MCAMP was as follows:

Total FY2024 Affirmative Marketing Program (AMP and MCAMP) MBE and WBE Spending

AMP Program	Total Project Spending	Total MBE Spending	Total WBE Spending	Total MBE/WBE Spending
DCAMM AMP	\$416,470,934	\$22,046,952	\$34,867,319	\$56,914,271
SDO MCAMP	\$423,749,839	\$16,107,606	\$35,248,977	\$51,356,583
Total AMP Spending	\$840,220,773	\$38,154,558	\$70,116,296	\$108,270,854

DCAMM’s Affirmative Marketing Program for Design and Construction (AMP)

The MBE/WBE program, also known as DCAMM’s Affirmative Marketing Program (AMP), is established under M.G.L. Chapter 7C, §6 and addressed in various Executive Orders and Administrative Bulletins. Chapter 7C, §6 and Chapter 149, §44A(2)(G), along with A&F Administrative Bulletins 14 and 17A, establish reporting requirements and workforce participation benchmarks on state construction contracts. In addition, Executive Order 599 establishes tracking and reporting of Veteran Business Enterprises (VBE) and Service-Disabled Veteran Owned Business Enterprise (SDVOBE) contract expenditure.

The Division of Capital Asset Management and Maintenance (DCAMM) publishes its own [annual report](#) summarizing their performance under the Commonwealth’s Affirmative Marketing Program (AMP). This is the MBE and WBE business participation program for DCAMM’s Design and Construction projects. DCAMM’s AMP report also includes additional utilization data for minority and women workforce on DCAMM construction and design projects.

DCAMM establishes overall annual agency MBE/WBE program goals across all DCAMM’s design and construction spending and sets project-specific goals for each individual project based on the availability of MBEs and WBEs within the statewide construction industry. Availability is determined by DCAMM’s most recent Disparity Study. Among other things, the disparity study determined the availability of MBE/WBE firms and the extent to which the design and construction marketplace has limited opportunities for these firms.

For projects advertised prior to July 1, 2020, MBE and WBE business participation is reported separately and referred to collectively as “Legacy Projects.” DCAMM’s overall annual program goals in place for projects advertised prior to July 1, 2020, were 10.4% combined MBE and WBE participation for construction payments and 17.9% combined MBE and WBE for design payments.

²⁹ The SDO is also directed by MGL c. 7, §61 (j) and (k) to encourage and facilitate participation by service-disabled veteran-owned businesses and veteran-owned businesses on public construction and design projects, including the establishment of goals for their participation in all areas of state procurement contracting, including public construction, design services and commodities and service. As noted in the transmittal letter of this report, the SDO released new MCAMP guidelines in November 2023 mandating a 3% Veteran goal on state-funded municipal construction projects. While not technically part of DCAMM’s AMP Program, DCAMM includes a 3% VBE/SDVOBE benchmark in design and construction projects and includes reporting on payments to VBEs and SDVOBEs as prime contractors only as part of this annual report.

For projects advertised on or after July 1st, 2020, DCAMM sets separate customized MBE and WBE business participation goals for each project. These projects are collectively labeled “AMP 2020” under our annual report. These goals are based on project–specific factors such as size, scope, subcontracting opportunities, and others. To gauge performance, we measure results primarily against portfolio-wide availability-based targets derived from the most recent DCAMM Disparity Study. These availability-based goals track more closely with the approach used to determine specific goals for each project.

Three payment summary tables are included below--the first table presents results of AMP 2020 projects--referencing our primary availability-based goals. The second table presents payment data for Legacy projects with combined MBE and WBE goals. These tables are part of results and supporting backup data included in DCAMM’s annual report. The third table below summarizes results for DCAMM’s Service Disabled and Veteran-owned Businesses (VBE) participation program, which is separate from DCAMM’s AMP program. We summarize payments made to VBE design and construction firms in our annual report. These are evaluated against established benchmarks of 3% of total construction payments, and 3% of total design payments.

Table 1.1 – FY2024 Design and Construction Payments

AMP 2020 Projects (Procurement Commenced on or After July 1, 2020)

Construction/ Design	Payments to MBE/WBE subs	Net MBE/WBE Prime Payments	Total Payments to MBE/WBEs	Total to all Firms	Actual Performance Share of Total Construction and Design PMTs Credited to MBE/WBE Firms	Goals AMP 2020 Availability-based Goals ³²
Construction MBE	\$12,927,929	\$1,706,754	\$14,634,683		5.3%	4.0%
Construction WBE	\$15,215,974	\$854,479	\$16,070,453		5.8%	7.4%
Construction MBE/WBE Totals	\$28,143,903	\$2,561,233	\$30,705,136		11%	11.4%
Construction All Firms Total (including majority)				\$ 278,159,511		
Design MBE	\$1,446,500	\$211,979	\$1,658,479		6.5%	4.6%
Design WBE	\$1,785,226	\$4,797,926	\$6,583,152		25.8%	12.2%
Design MBE/WBE Totals	\$3,231,726	\$5,009,905	\$8,241,831		32.3%	16.8%
Design All Firms Total (including majority)				\$ 25,499,986		

Table 1.2 – FY2024 Design and Construction Payments

Legacy Projects (Procurement Commenced on or After July 1, 2020)

Construction/Design	Payments to MBE/WBE subs	Net MBE/WBE Prime Payments	Total Payments to MBE/WBEs	Total to all Firms	Actual Performance Share of Total Construction and Design PMTs Credited to MBE/WBE Firms	Goals Legacy Combined Goals
Construction MBE	\$4,716,893	-	\$4,716,893		5.0%	10.40%
Construction WBE	\$6,439,372	\$1,150,915	\$7,590,287		8.0%	
Construction MBE/WBE Totals	\$11,156,265	\$1,150,915	\$12,307,180		13%	
Construction All Firms Total (including majority)				\$ 94,447,622		
Construction /Design						
Design MBE	\$990,734	\$46,163	\$1,036,897		5.6%	17.90%
Design WBE	\$989,183	\$3,634,244	\$4,623,427		25.2%	
Design MBE/WBE Totals	\$1,979,917	\$3,680,407	\$5,660,124		30.8%	
Design All Firms Total (including majority)				\$18,363,815		

Table 1.2 – FY2024 Payments to Veteran-Owned Construction and Design Firms

Construction/Design	FY2024 Payments	% All Spending for Construction or Design	Benchmark Target
Veteran Prime Payments	\$2,414,888	.65%	3%
Veteran Subcontractor Payments ³⁰	\$2,780,778	.75%	3%
TOTAL Veteran Share Construction Payments	\$5,223,805	1.40%	3%
Construction/Design			
Veteran Prime Payments ³¹	--	0.00%	3%
Veteran Subcontractor Payments	\$190,566	0.43%	3%
TOTAL Veteran Share Construction Payments	\$190,566	0.43%	3%

Municipal Construction Affirmative Marketing Programs (MCAMP)

The Municipal Construction Affirmative Marketing Program (MCAMP) was established for the purpose of ensuring the fair participation of minority-owned and women-owned businesses on state-assisted building projects. The SDO, in consultation with DCAMM, is charged with establishing MBE and WBE participation goals for state-funded municipal construction contracts.

The mission of MCAMP (formerly known as the Construction Reform Program) is to educate, monitor, and assist municipalities in the attainment and enforcement of MBE/WBE participation goals for the design and construction phases of municipal projects.

Prior to FY2021, MCAMP combined the MBE and WBE goals to provide designers and contractors with flexibility in using SDO-certified MBE and/or WBE contractors on state-assisted vertical construction projects. The combined MBE and WBE goal percentage was 17.9% for design and 10.4% for Construction.

Effective July 1, 2020, in its construction project goal setting, MCAMP utilized the general annual MBE and WBE aspirational goals based upon data from the DCAMM disparity study. The following general annual goals were used in FY2021 - FY2022:

- Design - MBE 6.6% and WBE 15%
- Construction - MBE 4.2% and WBE 8.8%

Some projects started during FY2021 – FY2022 will continue to be measured against these goals.

Effective July 1, 2022, based on the results of the DCAMM disparity study, MCAMP started to use the DCAMM project-specific MBE and WBE goals which are set for individual state-funded vertical construction projects monitored by MCAMP. This ensures more realistic MBE and WBE goals for individual projects based on construction trades and geographic availability.

³⁰ The \$406 million construction contract to replace the Holyoke Veterans’ Home has been awarded to a joint venture with the VBE-certified Commodore Builders holding a 50% ownership stake. \$53.1 million was paid in total to this joint venture during FY2024. Under the provisions of the contract, credit for VBE payments to Commodore is limited to the scope of work actually performed by the firm and are included in the sub payments total. \$2.24 million of the 2.78 million total VBE construction sub payments (more than 80%) reflect payments to Commodore for these self-performed services.

³¹ There were no payments reported to VBE prime design firms in FY2024.

In FY2024, the SDO released guidelines mandating a three percent Veteran goal on state-funded municipal construction projects. Future SDO Annual Reports will contain more information regarding veteran business participation on state-funded municipal projects as they are incorporated within the new guidelines.

Massachusetts School Building Authority (MSBA) Spending

The Massachusetts School Building Authority (MSBA) funds nearly all projects that fall under MCAMP. As a result, the SDO tracks their projects and serves as a resource for promoting these projects and on policy and process related to the implementation of MCAMP by municipalities. However, individual municipal recipients of MSBA funds make the final decisions regarding project MBE/WBE utilization goals for school construction projects. The chart below compares FY2021, FY2022, FY2023 and FY2024 MBE and WBE spending on MSBA projects based on notices to proceed issued each year.

Total Supplier Diversity Spending on MSBA School Projects in FY2021-FY2024

FY	Total Spending	Total MBE Spending	MBE %	Total WBE Spending	WBE %	Total MBE/WBE Spending	Combined MBE/WBE %
2024	\$423,749,839	\$16,107,606	3.8%	\$35,248,977	8.3%	\$51,356,583	12.1%
2023	\$1,288,478,035	\$39,478,953	3.06%	\$124,177,273	9.6%	\$163,656,226	12.7%
2022	\$627,449,056	\$73,005,302 ³²	11.64%	\$52,246,347	8.33%	\$125,251,649	19.96%
2021	\$769,723,700	\$12,235,958	1.59%	\$65,458,880	8.50%	\$78,273,957	10.17%

The MBE construction participation level in FY2024 was 3.8%, which while still below the 4.2% aspirational goal, is an improvement from FY2023. The WBE construction participation level was 8.3%, which fell below the 8.8% aspirational goal.

Supplier Diversity Performance of MSBA School Projects in FY2024

Project	Total Spending	Total MBE Spending	MBE %	Total WBE Spending	WBE %	Total MBE/WBE Spending	Combined MBE/WBE %
Haverhill Consentino	\$113,750,000	\$3,500,000	3.1%	\$8,469,385	7.4%	\$11,969,385	10.5%
Holyoke William Peck Middle School	\$57,652,000	\$1,450,000	2.5%	\$7,382,358	12.8%	\$8,832,358	15.3%
Wakefield Memorial High School	\$175,508,839	\$7,257,606	4.1%	\$11,784,785	6.7%	\$19,042,391	10.8%
Webster High School	\$76,839,000	\$3,900,000	5.1%	\$7,612,449	9.9%	\$11,512,449	15%
Total	\$423,749,839	\$16,107,606	3.8%	\$35,248,977	8.3%	\$51,356,583	12.1%

³² \$45,730,728 of this \$73,005,302 in FY2022 total MBE spending was from payments made to a prime contractor, who was also a certified MBE. Removing the payments to this prime MBE contractor in FY2022 spending would result in payments to MBE subcontractors to be \$27,274,574.

Individuals with Disabilities in State Procurement and Contracting Program

Pursuant to Section 4 of Chapter 219 of the Acts of 2016, Section 88 of Chapter 154 of the Acts of 2018, and MGL c. 7, § 61, the SDO, in collaboration with the [Massachusetts Office on Disability](#) (MOD), established the SDO Individuals with Disabilities Program with the following goals, which are updated every two years. The following are updates on goals from FY2022/FY2023:

Goal #1: Expand inclusion of Disability-Owned Business Enterprises (DOBE) and Service-Disabled Veteran-Owned Business Enterprises (SDVOBE).

In FY2024:

- The SDO continued its partnership with Disability:IN, Work Without Limits, MassAbility (formerly the Massachusetts Rehabilitation Commission), Easter Seals, Boston Center for Independent Living, the Disability Policy Consortium, the Employment Advocacy Committee, and the Veterans Business Outreach Center (VBOC) to promote SDO programs to disability-owned businesses.
- The SDO established new collaborative relationships with the Massachusetts Commission on the Status of Persons with Disabilities, MassHire, and the Massachusetts Department of Developmental Services (DDS) Employment Initiatives Team to provide resources for businesses looking to interview and hire individuals with disabilities.
- The SDO grew the total number of certified DOBEs recognized by the SDO from 113 to 138, a 22% increase. The total number of disability-owned businesses, a combination of DOBEs and SDVOBEs, also grew in FY2024 from 355 to 376, a 6% increase.³³
- The SDO promoted SDO certification to business owners throughout the Commonwealth, resulting in the new, first-time certification of 40 SDVOBEs and 35 DOBEs.

Number of SDO-recognized Disability-Owned Businesses

Certification Type	FY2020	FY2021	FY2022	FY2023	FY2024
Disability-Owned Business Enterprise (DOBE)	42	54	85	113	138
Service-Disabled Veteran-Owned Business Enterprise (SDVOBE)	131	176	223	242	238
Total	173	230	308	355	376

Goal #2: Transform and expand the SDO Individuals with Disabilities Pilot Program into an Ongoing Program.

The transformation of the pilot program in FY2024 started with the SDO hiring a dedicated coordinator for the Individuals with Disabilities Program in October 2023. Alongside the Programs & Engagement Director and team, the coordinator has worked to build upon the pilot in FY2024 by drafting the new ongoing program policy in collaboration with the MOD, who originally worked with the SDO in 2016 to establish the pilot. The underlying goal of the ongoing program is to expand program participation by adding provisions to more statewide contracts. The SDO will continue to develop the program following additional feedback on the new policy from the Operational Services Division (OSD) and the Executive Office for Administration and Finance (A&F).

As the ongoing program was being developed, the SDO continued to maintain the Pilot Program with two statewide contracts and one departmental contract. One statewide contract renewed in May 2024 and did not

³³ The SDO accepts DOBE certifications from Disability:IN and SDVOBE certifications from the SBA's Small Business Certification (VetCert) center (which replaced certifications conducted by VetBiz/U.S. Department of Veterans Affairs (VA) on January 1, 2023) and NaVOBA, who SDO executed an MOU with on December 18, 2023.

include provisions for the Individuals with Disabilities Pilot Program, but data was still submitted by vendors for the months that applied to the previous contract term.

A total of 38 contractors, ranging from large national and international companies to small local businesses, maintained their participation in the Pilot Program during FY2024. Disability employment statistics were available from 17 contractors, many of whom reported initiatives to interview and hire individuals with disabilities. From specialized recruitment of disabled veterans to utilizing the services of organizations like MassHire, Easter Seals, and MassAbility, almost half of the vendors demonstrated a concerted effort to hire individuals with disabilities as they participate in their respective state contracts.

In their annual report updates, more than half of the responding businesses said they maintain a voluntary and confidential self-identification process for job applicants and employees with disabilities. However, most contractors lacked formal policies in place to recruit, hire, retain, and/or promote persons with disabilities, and many were without documented procedures for requesting reasonable accommodations. The data reflects the need for more information and facilitated connection to state and local resources that help business owners navigate these processes.

As the SDO continues to transform the pilot into an ongoing program, a new targeted approach to support business owners' access to information will aim to increase the number of individuals with disabilities working on statewide contracts.

Goal #3: Further develop the program webpage with resources and tools for employers and individuals with disabilities seeking employment.

In FY2024, the Program Coordinator worked with many state and local resource providers that have been added to the Central Repository of Resources for Individuals with Disabilities, which will soon be published on the SDO website. Additionally, the SDO has kept open its solicitation to seek non-profit sector resources available for Commonwealth employers and individuals with disabilities. The SDO remains committed to being fully informed on current programs and services which promote the hiring of individuals with disabilities and sharing that information with all stakeholders.

FY2024/2025 Goals for the Individuals with Disabilities in State Contracting Program

Moving forward, the SDO established three new goals for FY2024/2025:

Goal #1: Expand inclusion of Disability-Owned Business Enterprises (DOBE) and Service-Disabled Veteran-Owned Business Enterprises (SDVOBE).

The SDO will maintain progress in the growth of the Individuals with Disabilities Pilot Program through increased outreach and engagement with DOBEs and SDVOBEs. The success of this work will be reflected in the expansion of the number of certified DOBEs and SDVOBEs recognized by the SDO.

Goal #2: Finalize the transformation of the Individuals with Disabilities Pilot Program to a Full Program.

In early FY2024, the SDO hired a dedicated Program Coordinator to manage the Individuals with Disabilities Program. The SDO will fully transition the pilot to an independent program, separate from the Construction Program, following the publication of program guidelines.

FY2024/2025 goals for this expansion are interconnected. As the pilot grows and expands to its own program with clear guidelines, the SDO expects to see continued growth of the number of certified DOBEs and SDVOBEs recognized by the department as well as the expansion of contracts including employment provisions for the recruitment, hiring, promotion, and retention of individuals with disabilities.

Goal #3: Publish updated program resources and guidance for vendors and Commonwealth departments and agencies.

In response to the feedback from DOBE/SDVOBE vendors, program partners, and contractors on the statewide contract participating in the Individuals with Disabilities Pilot Program, the SDO will publish additional updates to our Individuals with Disabilities Program webpage. The revisions will include information on a wider range of business resources, as well as information on our certification partners like Disability:IN and NaVOBA.

Program Outreach and Engagement

In FY2024, the SDO continued its work to recruit new businesses for state certification, to engage and connect these companies with business opportunities, and to provide training and coordination to assist them in securing new business. This vision of creating a steady stream of small and diverse businesses from certification to business relationships is implemented by multiple SDO teams. These efforts are broken out into three groups: program outreach and vendor engagement, strategic partnerships and collaboration, and the SDO Cross Functional Team.

Program Outreach & Vendor Engagement

- **Vendor Meetings and Technical Assistance Sessions.** In FY2024, the SDO Programs and Engagement team held more than 250 one-on-one virtual sessions with business owners. In addition, the SDO held in-person office hours at Latino Economic Development Corporation offices in Springfield, MA. During these sessions, SDO staff worked directly with business owners to help them determine which certifications their businesses may be eligible for and show them how to find bidding opportunities relevant to their business.
- **Public Resource Partner Events.** From The Berkshires to Cape Cod, the SDO participated in more than 100 public events aimed at providing vital information and resources to local business owners. At nearly half of these events, SDO staff gave presentations or spoke on panels regarding diverse business certification and state contracting. These events were hosted by organizations such as the Harvard Ed Portal, U.S. Small Business Administration Massachusetts District Office, U.S. Haitian Chamber of Commerce, the Massachusetts Bay Transportation Authority (MBTA), Keolis Commuter Services, Lawyers for Civil Rights/BizGrow, and the Western Massachusetts Economic Development Council.
- **Introduction to Diversity Certification workshops.** The SDO worked with several organizations and public entities to hold in-person and virtual informational sessions to promote certification; these organizations include the City of Cambridge, Women of Color Entrepreneurs, Nashoba Valley Chamber of Commerce, Holliston Public Library, Merrimack Valley Strong, Salem Enterprise Center, City of Fitchburg, India Society of Worcester, and the Town of Acton (sponsored by Rep. Danillo Sena).
- **Certification Renewals.** To increase the retention of certified businesses, the SDO Programs and Engagement team collaborated with the Certification unit to conduct outreach to businesses whose certification was set to expire. The SDO's Diverse and Small Business Recruitment, Growth, and Retention Coordinator sent nearly 600 direct emails and conducted more than 300 phone calls to maximize the SDO's efforts to retain its certified businesses.
- **Virtual Speed Networking.** In August 2023, the SDO held a virtual speed networking session to bring together potential statewide contract vendors and certified businesses interested in becoming supplier diversity partners.
- **Pathways and Connections.** The SDO continued to release its re-branded monthly newsletter, *Pathways and Connections*, sharing news and upcoming events from the SDO and its partners with more than 4,000 vendors, advocates, and buyers.

Strategic Partnerships & Collaboration

In FY2024, in addition to continuing our outreach to small and diverse businesses across the Commonwealth, the SDO established new strategic partnerships and strengthened existing ones. These partnerships helped the SDO remove procurement barriers and connect community organizations and their members to business opportunities and resources.

The SDO continues to work with organizations such as the U.S. Small Business Administration Massachusetts District Office, MassAbility (formerly Massachusetts Rehabilitation Commission), Western Mass Economic Development Council, 1Berkshire, the Black Economic Council of Massachusetts (BECMA), Amplify Latinx, the Governor's Advisory Council on Black Empowerment and Advisory Council on Latino Empowerment, the City of Boston, the Greater New England Minority Supplier Development Council (GNEMSDC), Minority Business Development Agency (MBDA), the Center for Women and Enterprise (CWE, New England WBENC), the National LGBT Chamber of Commerce (NGLCC), the Massachusetts LGBT Chamber of Commerce, Disability:IN, the Persons with Disabilities Employment Advocacy Group, and all of the [SDO's Certification and Community Organizational Partnerships](#).

Examples of FY2024 collaborative projects and events created through the above partnerships include:

- **SDO Diverse and Small Business Advisory Board.** The SDO Diverse and Small Business Advisory Board, formed in late 2023, had its first meeting in January 2024. The goal of this board is to provide guidance and advice to the SDO in fulfilling its mission to promote equity and fairness in state contracting. Throughout the second half of FY2024, the Advisory Board focused on promoting state contracting opportunities to the business owners they serve.
- **U.S. Small Business Administration Massachusetts District Office.** The SDO welcomed the SBA for a virtual session to provide information regarding SBA resources and funding programs, including disaster relief loans and the SBA's online lender match. The SDO also attended ten SBA resource matchmakers across the state, in towns such as Boston, Springfield, Newton, Taunton, and Barnstable. The SBA continues to be a valued partner for individuals looking to start or grow their business.
- **Black Economic Council of Massachusetts (BECMA).** The SDO continued to participate in events with BECMA, exhibiting at the Mass Black Expo and presenting to BECMA members participating in their EV Kickstarter Program.
- **Holyoke Veterans Home Access, Inclusion and Diversity Committee.** The SDO Executive Director serves on this committee, which in FY2024 was chaired by the SDO's Senior Advisor for Veterans Business Services.³⁴ The committee meets monthly and is responsible for actively promoting and reporting on the inclusion of MBE, WBE, and VBE/SDVOBE-owned businesses in the construction of the Holyoke Veterans Home.
- **Federal Funds Equity and Accountability Review Panel.** The prior SDO Executive Director continued to serve on this panel which was statutorily-established and tasked with tracking how American Rescue Plan Act (ARPA) funds are spent in Massachusetts.
- **SCORE.** The Service Corps of Retired Executives (SCORE), a non-profit and affiliate organization of the Small Business Administration (SBA) with members who provide free consultation services and advice to entrepreneurs, continues to be a valued partner to the SDO. Representatives from SCORE attend each newly certified vendor onboarding to inform these vendors how SCORE can assist them through their public procurement journeys.
- **Collaboration with Certification Partners.** The SDO continued to work with our cross-certification partners while simultaneously enabling and supporting diverse and small businesses to apply for SDO

³⁴ Upon the retirement of the Senior Advisor for Veterans Business Services, the Committee is chaired by DCAMM's Director of Access and Opportunity.

certification through our streamlined process. The SDO has thus maintained vital relationships with the City of Boston, the Center for Women and Enterprise, the Greater New England Minority Supplier Diversity Council, Disability:IN, the National LGBT Chamber of Commerce, and the U.S. Small Business Administration.

- **VetCert.** The SDO's Senior Advisor for Veteran Owned Business Development and Partnerships continued our collaboration with NaVOBA to conduct outreach to additional veteran-owned businesses.
- **The City of Boston.** The SDO has continued its partnership with the City of Boston by working with the city to incorporate businesses certified by our respective entities into each other's database and search engine. This enhanced partnership better enables purchasing and procurement staff from the Commonwealth and the City of Boston to locate diverse businesses that may be interested in competing for public contracts.
- **Cannabis Control Commission.** The SDO continued to work closely with the Cannabis Control Commission to enable full participation in the marijuana industry by people from communities that have been disproportionately harmed by marijuana prohibition and enforcement, and to positively impact those communities. The SDO provides supplier diversity certification services to cannabis companies and collaborates with the Commission to educate diverse cannabis companies about certification. The SDO also works with the Cannabis Control Commission to promote procurement opportunities to SDO-certified businesses. We are pleased to announce that the Cannabis Control Commission is now a full participant in SDO programs.

The SDO Cross Functional Team

In FY2024, the Cross-Functional Team (CFT) started its second year by continuing to remove barriers and connect businesses with resources that assist them with becoming successful bidders, prime contractors, or Supplier Diversity Partners. The CFT work is an integral part of the ongoing SDO initiative known as "SDO Means Business – From Intent to Impact."

The CFT's goal in FY2024 was to increase the number of SDO-certified diverse and small business prime contractors on specified contracts by 25 percent. We are happy to report that the CFT met and exceeded this goal (see the "FY2024 SDO Prime Contractors Goal" table below).

The FY2024 initiative also included promoting departmental bid opportunities for the Department of Children and Family (DCF), MassAbility (formerly Mass Rehabilitation Commission – MRC), Massachusetts Department of Transportation (MassDOT), and the Cannabis Control Commission.

Contract Selection Process

The CFT identified statewide contracts that were expiring and being resubmitted for bids, as well as those with rolling enrollments in FY2024 by monitoring the Operational Services Division (OSD) Procurement Schedules. A baseline was established based on previous contract information. This thorough assessment process enabled the CFT to identify potential for increased inclusion of diverse and small businesses as prime contractors.

Once the statewide and departmental contracts were assessed and selected, the CFT implemented several actions to ensure the success of SDO-certified diverse and Small Business Purchasing Program (SBPP) businesses. In FY2024 the CFT:

- Used bid and contract documents from previous contracts to provide guidance and support

- Cross-referenced classification codes for UNSPSC products and services with NAICS industry codes
- Retrieved lists of potential diverse businesses and SBPP participants from SDO and COMMBUYS databases
- Conducted extensive outreach efforts that include sending notifications and surveys
- Presented vendor readiness training to prepare potential diverse businesses and SBPP participants for bidding

The table below outlines the statewide contracts selected for promotion by the CFT:

New Contract	Replaces	Contract Description
ENE53	ENE47	Ultra-Low Sulfur Diesel and Biodiesel
ENE54	ENE48	Gasoline
ENE55	ENE49	Electricity
ENE57	FAC109	Renewable and Alternative Energy Portfolio Standards
FAC124	FAC100	Building Maintenance Repair and Operations Project Materials and Supplies
FAC126	FAC96	Records Management, Digitization, and Archiving
FAC127	FAC96	Moving and Storage Services
FAC122	FAC104	Landscaping Products, Parks and Recreation Equipment and Related Products, Supplies and Service
ITS81	ITS74	Project Services and GIS
OFF51	OFF45	Art and Instructional Supplies
OFF52	OFF38	Office, School, Library Furniture, Accessories and Services
OFF53	OFF47	Office Supplies, Recycled Paper, and Envelopes
TRD04 (Category 6)	New	Biohazardous Site Cleaning and Restoration Services
FAC119	FAC105	Maintenance Repair and Operations Retail Products and Supplies

The CFT also included the following departmental bids:

- DCF Meetings16 – Conference Space and Catering
- MassDOT Catering Services
- MassAbility - Development of a learning & training workplan and implementation of training
- Cannabis Control Commission
 - Social Equity RFR for Technical Assistance and Training
 - Travel Services RFR
 - Seed-to-Sale System RFR

Measuring Success and Final Results

The FY2024 goal was to increase the number of SDO-certified and recognized diverse and small business prime contractors on 14 selected statewide and six departmental contracts by 25 percent, which represents an increase of 69 businesses.

To measure our success, the CFT established a baseline amount of diverse and small businesses that were prime contractors on the departmental and statewide contracts from the previous year. For replacement contracts, the initial number of diverse and/or small business prime contractors was the baseline to measure the increases of newly awarded SDO contractors. The overall results of the CFT’s work on the selected contracts are shown in the tables below.

FY2024 SDO Prime Contractors Goal

Category	FY2024 Goal	FY2024 Actual	Increase	Increase %
Total Statewide & Departmental Prime Contractors	69	80	11	16%

Total Statewide & Departmental Prime Contractors Year Over Year

Category	FY2023 Numbers	FY2024 Actual	Increase	Increase %
Total Statewide & Departmental Prime Contractors	278	306	29	10.43%
SDO Prime Contractors	55	80	25	45.45%
Diverse Certified	34	40	6	17.64%
Small Businesses	16	28	12	75%
Diverse Certified & Small Businesses	5	12	7	140%

Statewide Contract Breakdown

To provide a detailed view, the following table breaks down the statewide contracts included in the total Statewide & Departmental Prime Contractors table above:

Category	FY2023 Numbers	FY2024 Actual	Increase	Increase %
Total Statewide Prime Contractors	267	285	18	6.74%
SDO Prime Contractors	53	72	19	35.84%
Diverse Certified	34	39	5	14.7%
Small Businesses	14	23	9	64%
Diverse Certified & Small Businesses	5	10	5	100%

Departmental Contracts Breakdown

To provide a detailed view, the following table breaks down the departmental contracts included in the total Statewide & Departmental Prime Contractors table above:

Departmental Contracts	FY2023 Numbers	FY2024 Actual	Increase	Increase %
Total Departmental Prime Contractors	11	21	+10	91%
SDO Prime Contractors	2	8	+6	300%
Diverse Certified	0	1	+1	100%
Small Businesses	2	5	+3	150%
Diverse Certified & Small Businesses	0	2	+2	200%

Reopened Contracts

In addition to meeting and exceeding the FY2024 goal, the CFT focused on recruiting diverse and small businesses as prime contractors on the reopening of seven current statewide contracts. These contracts, managed by the Operational Services Division (OSD), were assessed and reopened to ensure greater representation of diverse and small businesses in the areas of information technology, energy and climate action, and tradesperson services.

Reopening these contracts successfully increased opportunities for a wider range of diverse and small businesses to participate in state procurement. It also provided public purchasers with a greater selection of SDO prime contractors to meet their needs. The contracts include:

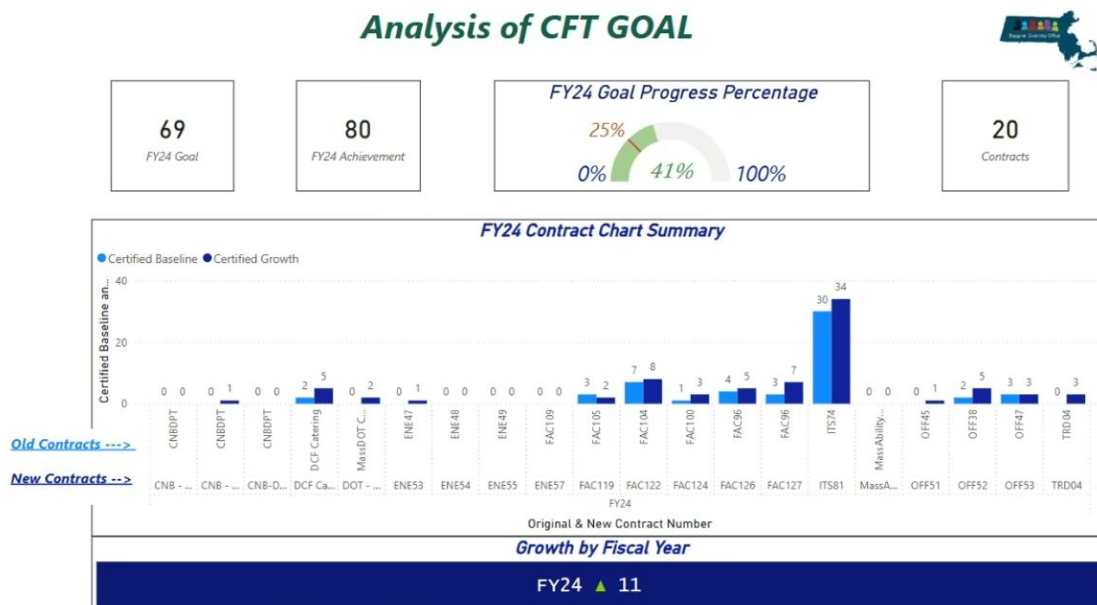
- Building Maintenance Repair and Operations Project Materials and Supplies – FAC124
- Pharmaceutical Prime Vendor and Specialty Pharmaceuticals – MED56
- Landscaping Services, Snow Removal, Tree Care, and Related Services – FAC120
- Software and Services Reopening Category 3 and Category 4 – ITS75
- Energy, Climate Action, and Facility Advisory Service – PRF74
- Tradesperson Installation, Repair, and Maintenance Services – TRD01 (Boilers; Drains; Electrical; Fencing; General Contracting; Generator/Turbine; Glass/Window/Doors; HVAC/Sheet Metal; Painting; Plumbing, Solar Array Inspection)
- Tradesperson Installation, Repair, and Maintenance Services – TRD03 (Elevator; Exhaust Services; Fire Detection; Fire Suppression; Overhead Doors; Signage; Welding)

Through the work of the CFT, the reopening of these contracts led to the addition of 84 diverse and small business prime contractors, an increase of 118 percent. This achievement demonstrates the CFT's commitment to fostering a more inclusive and equitable procurement environment.

The table highlights the significant increase in participation, emphasizing CFT success:

Reopened Contracts	Before Reopening	After Reopening	Increase	Increase %
Total Statewide Prime Contractors	356	570	+214	60.11%
SDO Prime Contractors	71	155	+84	118%
Diverse Certified	26	62	+36	138%
Small Businesses	37	63	+26	70%
Diverse Certified & Small Businesses	8	30	+22	375%

Below is the CFT Dashboard, showing the year-over-year growth of certified and SBPP businesses on statewide contracts



SDP Spending Compliance Verification

The goal of the Supplier Diversity Program (SDP) Spending Compliance Verification program is to assess the accuracy of SDP reports submitted by Commonwealth Contractors. This is done by requesting that SDO-certified vendors confirm they received payments as stated on a sample of spending reports. This program ensures the accuracy of Contractor SDP-related reporting. FY2024 is the second fiscal year that both Statewide Contract Goods and Services contractors and Health and Human Services contractors were included in the program.

For reports submitted for FY2024, the SDO Compliance Team sent out verification emails for 2,531 line items of spend to 1,188 unique certified diverse businesses who served as Contractors' supplier diversity partners. A total of 783 diverse businesses responded, verifying a total of 1,741 line items of reported spend exceeding \$404 million, a 24% increase over FY2023. Compared to FY2023, the number of line items verified has increased from 1,469 to 1,741. The response rate for FY2024 reported spend verification was 69%, an 8% increase over FY2023's verification rate.

Based on the responses received, the SDO Compliance Team found the following:

Accurate and Understated reports: 1,455 line items of spend (84% of the reports, representing 82% of the expenditures reported) were confirmed to be accurate or higher than reported. Of that number, 273 line items (16% of the responses, representing 26% of the reported expenditures) were understated, and the Contractor, in fact, spent more than reported.

Overstated reports: 286 line items (16% of the reports and 18% of the expenditures reported) were found to be overstated by Contractors. All Contractors who overstated their spending received notice from the SDO Compliance Team of the discrepancies identified. For Statewide Contractors, the SDO Compliance Team also alerted the OSD Sourcing unit and requested that proof of payment and any corrections, updates, or revisions be provided to both the SDO and OSD.

Data used for this Annual Report spending section was updated to reflect the spending amounts confirmed by diverse vendors. All amounts were revised and the corrected spend is reflected in this Annual Report.

Summary of Responses to the FY2024 SDP Spending Compliance Verification (Combined)

Response Type	Number of Responses	% of Responses	Reported Expenditures	% of Total Reported Expenditures
Accurate	1,182	68%	\$228,862,498.88	57%
Understated	273	16%	\$103,953,444.60	26%
Overstated	286	16%	\$71,929,374.78	18%
Total	1,741	100%	\$404,745,315.26	100%

Summary of Responses to the FY2024 SDP Spending Compliance Verification (UFR only)

Response Type	Number of Responses	% of Responses	Reported Expenditures	% of Total Reported Expenditures
Accurate	574	65%	\$122,438,842.38	77%
Understated	154	18%	\$9,867,667.03	6%
Overstated	151	17%	\$27,492,579.99	17%
Total	879	100%	\$159,799,089.40	100%

**Summary of Responses to the FY2024
SDP Spending Compliance Verification (VRM only)**

Response Type	Number of Responses	% of Responses	Reported Expenditures	% of Total Reported Expenditures
Accurate	608	70%	\$106,423,653.50	43%
Understated	119	14%	\$94,085,777.57	38%
Overstated	135	16%	\$44,436,794.79	18%
Total	862	100%	\$244,946,225.86	100%

Training

SDO training responsibilities include developing and delivering training programs focusing on SDO policy, programs, and systems. In FY2024, the SDO expanded its training catalog to include three more classes for small and diverse businesses, prime bidders/contractors, executive department purchasers, and other public buyers:

- **Supplier Diversity Plan (SDP) - Evaluation Guidelines for Goods and Services.** Assists buyers in understanding the SDP form, using different scoring methods, and evaluating the form.
- **Supplier Diversity Hub: Reporting for Prime Contractors.** Instructs vendors on how to navigate the SDO Hub and submit spend reports.
- **Prime Contractor Onboarding.** Attendees learn the importance of the SDP Form, where to find SDP partners, and how to stay in compliance.

SDO Training Sessions in FY2024

Class Name	Dates	Number of Classes	Attendees
Unlocking Opportunities: How to Make Your State Certification Work for You	July 2023-June2024	12	326
Using Existing Contracts to Achieve Supplier Diversity Benchmarks	July 2023-June2024	9	81
Supplier Diversity Hub: Getting Started for Buyers	July 2023-June2024	10	42
Responding to Request for Quotes	July 2023-June2024	4	50
Buyer Onboarding: Introduction to SDO Programs & Policies	July 2023-June2024	11	72
SDP- Evaluation Guidelines	July 2023-June2024	3	27
Supplier Diversity Hub: Reporting for Prime Contractors	July 2023-June2024	9	75

The SDO teamed with the Operational Service Division (OSD) to educate buyers and vendors on SDO programs and policies. In FY2024, the SDO participated in six pre-bid conferences, six prime vendor onboarding sessions, and two contract kick-off events for buyers related to OSD’s Statewide Contracts. The SDO also presented in three OSD Strategic Sourcing Certificate Program courses.

The SDO collaborated with the Division of Capital Asset Management and Maintenance (DCAMM), hosting a DCAMM Certification Overview webinar for SDO-certified construction businesses.

The SDO Buyer Engagement, Training, and Policy Manager and other SDO staff continue to conduct monthly information sharing, training, and collaboration forums with the Secretariat and Agency Supplier Diversity Officers.

Pre-certification Webinars

The SDO continued to offer pre-certification webinars, led by a team of SDO staff and a trainer, which are designed for businesses interested in applying for state certification. These webinars introduce SDO certification, discuss certification criteria, processes, and forms, and explain the marketing benefits of certification. Attendance at the pre-certification webinar is a requirement for all in-state businesses that wish to become certified. In FY2024, the SDO held 12 pre-certification webinars. These webinars were attended by 1,431 representatives of diverse businesses interested in certification, 1% greater than in FY2023.

SDO's Pre-certification Webinars in FY2024

Date	Attended
July 2023	121
August 2023	130
September 2023	122
October 2023	100
November 2023	126
December 2023	131
January 2024	136
February 2024	125
March 2024	114
April 2024	113
May 2024	113
June 2024	100
Total	1,431

SDO Award Ceremony

The SDO was pleased to host an in-person SDO award ceremony in June 2024, recognizing executive agencies for their outstanding work in Supplier Diversity in FY2023.

At the event, held at UMass Boston, speakers included the Governor's Deputy Chief of Staff for Access and Opportunity Marcony Almeida-Barros, Governor Healey's Chief Secretary for Boards and Commissions, and Mark Fine, Assistant Secretary for Administration, who emphasized the importance of supporting underserved businesses in the Commonwealth.

The award ceremony was an overwhelming success, and the SDO looks forward to hosting it again in June 2025.

Narrative Reports by Quasi-Public/Non-Executive Organizations

In FY2024, the SDO, in collaboration with the Governor’s Office of Access, Opportunity, and Community Affairs, continued to coordinate supplier diversity activities among more than two dozen quasi-public and non-executive organizations across the state. In addition to meetings, resources, and best practices, participants in this effort were offered the opportunity to report the results of their supplier diversity programs through this Annual Report.

This chapter contains information from 18 quasi-public or non-executive organizations that submitted such narrative reports, including four organizations also participating in the quantitative sections of this report (the Cannabis Commission, Massachusetts Convention Center Authority, Massachusetts Gaming Commission and MassHousing).³⁵ For the first time, the Bristol County Sherriff’s Office, the Community Economic Development Assistance Corporation (CEDAC), and the Office of State Treasurer and Receiver General contributed narratives.

An additional three organizations that include a constitutional office (Office of the Governor) and two non-executive organizations (Commission Against Discrimination and Disabled Persons Protection Commission) also participate in the quantitative sections of this report. The following is a summary of the spending reported in those narratives further below. This includes diverse and/or Massachusetts small business spending, which totals more than \$200 million.³⁶

Summary Table of Quasi-Public and Non-Executive Organization FY2024 Spending

Certification Category	FY2024 Spend
Minority (MBE)	\$139,097,649
Women (WBE)	\$187,513,657
Veteran (VBE and SDVOBE)	\$24,767,277
Disability (DOBE and SDVOBE)	\$10,336,324
LGBT-Owned Business Enterprises (LGBTBE)	\$77,908
Small Business (UMass Small Disadvantaged Business)	\$220,713
Diverse Business Enterprises (used by MassDevelopment and CEDAC to include all SDO certified categories) ³⁷	\$1,971,873
Other MBTA Diverse Spend	\$15,300,000

Bristol County Sheriff’s Office (BCSO)

The Bristol County Sheriff’s Office (BCSO) is a public safety organization committed to care, custody, control, and rehabilitation of inmates. The BCSO strives to promote a work environment where employees feel valued and have a sense of purpose in their daily work and will assist other public organizations when needed.

³⁵ The Narrative Reports included in this SDO Annual Report were written and submitted by each individual Quasi-Public/Non-Executive Organization and were not authored by the SDO.

³⁶ While a summary of the table equals \$293.8 million, the reference to “more than \$200 million” accounts for vendors that fall into more than one certification category and is not a sum of the lines below. Furthermore, this table does not include spending by any quasi-public or non-executive organizations that participate in the quantitative sections of the report.

³⁷ The abbreviation “DBE” as used by MassDevelopment is distinct from the federal Disadvantaged Business Enterprise certification with the same abbreviation.

For Fiscal Year 2024, the BCSO’s budget was \$58,403,434.00. We are proud to present our spending dollars with Minority-Owned, Women-Owned and Veteran-Owned Businesses, as well as our spending with Small Business Purchasing Program participating businesses. The table below shows each category individually.

MBE	WBE	SBPP	VBE
\$12,751,994.33	\$14,071.36	\$101,113.40	\$38,300.59

Cannabis Commission

The Cannabis Control Commission (“Commission”), established in 2017, is responsible for implementing and administering laws governing access to medical and adult-use marijuana. The Commission regulates an industry that includes both small and large participants and works to promote diversity and inclusion by encouraging full participation of individuals from communities disproportionately impacted by marijuana prohibition, as well as minorities, women, and veterans.

The Commission strives to prioritize supplier diversity in its procurement activities by considering businesses certified by the SDO across all designations. The Commission remains dedicated to creating equitable opportunities for diverse suppliers and continually work towards improving efforts, emphasizing the importance of diversity in purchasing decisions.

Cannabis Control Commission’s FY2024 Supplier Diversity Spending

MBE	WBE	Veteran	Disability	LGBTBE	SBPP
\$467,817.41	\$727,868.56	\$12,169.45	\$11,933.13	\$19,705.95	\$119,599.76

The Commission has collaborated with the SDO and looks forward to continuing efforts to educate cannabis businesses about obtaining SDO certifications. Marijuana Establishment applicants who complete SDO training and sign attestations regarding their ownership benefit from expedited licensing application processes and become eligible for them. Additionally, licensees certified by the SDO and meeting the Commission’s small business eligibility requirements qualify for license fee waivers, as well as waivers for future applications related to other types of operations.

Community Economic Development Assistance Corporation (CEDAC)

CEDAC is a quasi-public agency of the Commonwealth of Massachusetts, established as a public corporation by state legislation in 1978 ([Chapter 40H](#)) to provide technical assistance to nonprofit community-based organizations to help them carry out community economic development activities in distressed areas of the state.

CEDAC’s major program area is affordable housing. CEDAC provides predevelopment and acquisition financing and technical assistance to nonprofit, community-based organizations for the development, preservation, and rehabilitation of affordable housing. CEDAC also works closely with the Executive Office of Housing and Livable Communities (EOHLC) and its state agency partners on several of the capital bond programs used to develop supportive housing for homeless families or other vulnerable populations. CEDAC is active in state and national housing preservation policy research and development and is widely recognized as a leader in the nonprofit community development industry. Please visit CEDAC’s website for more information CEDAC.org.

Since FY2022, CEDAC has been tracking its operating expenditures by type of vendor: BIPOC-owned, woman-owned, veteran-owned, person with disability-owned or LGBTQ+-owned. CEDAC proactively seeks diverse vendors using the Massachusetts Supplier Diversity Office (SDO) database for bids and RFPs. In FY2022, CEDAC confirmed spending \$153,972 using diverse vendors and of that total \$79,807 on BIPOC-owned vendors. In FY2023, CEDAC confirmed spending \$255,509 using diverse vendors and of that total, \$174,923 on BIPOC-owned vendors. In FY2024, CEDAC confirmed spending \$402,476 on diverse vendors and of that total, \$327,089 on BIPOC- owned vendors.

Commonwealth Corporation

Commonwealth Corporation, better known as CommCorp for short, is a quasi-public agency delivering innovative and collaborative career development solutions that help employees and businesses succeed. CommCorp is dedicated to creating a globally competitive workforce that fosters the success and well-being of all individuals. Partnering with the Executive Office of Health and Human Services (EOHHS), the Department of Youth Services (DYS), and the Executive Office of Labor and Workforce Development (EOLWD), CommCorp deploys millions of dollars annually to provide residential programming, mental health services, and career development opportunities to individuals. Through skill building, high-quality education, and a pathway to employment, our programs enable participants to redirect their lives and break the cycle of recidivism. We empower participants to re-enter the workforce with the experience, tools, and resources needed to thrive.

At CommCorp, we are deeply committed to diversity, and that commitment is evident throughout our work. First, we prioritize representation in our ranks. As of December 2024, 49% of our staff self-identify as people of color, 14% self-identify as having a disability, and 67% self-identify as women, signifying our efforts to build a staff that reflects the diverse communities across the Commonwealth.

Programs housed under CommCorp specifically focus on providing access and opportunity to the most systemically excluded communities. For example, our Re-entry program aims to increase the number of formerly incarcerated individuals successfully placed into career track, sustainable wage employment opportunities. We are creating a statewide network of industry-focused training programs with expertise serving this population—no matter what region of Massachusetts a returning citizen is released to, there will be re-entry support. This program will also increase the number of Black & Brown-owned and operated business partners, community-based organizations, and training partners applying for and receiving funds to work with this population.

Our Youthworks program stands as another example of how we create access for the populations we work with. Youthworks is a state-funded youth employment program that helps teens and young adults develop the skills and experience needed to find and keep jobs. Participants take part in paid short-term work placements during the summer and/or school year at public, private, and nonprofit work sites. As part of the program, they receive training in core soft skills, practice professional behavior and learn how to work effectively with supervisors, co-workers, and customers at their work sites. They also learn how to take the next steps in their education and career pathways.

We have integrated SDO certifications into the Workforce Training Fund Express Program Directory and we are continually identifying and pursuing opportunities to support and build partnerships with organizations currently engaged in promoting racial and economic justice within the communities served.

CommCorp works to provide economic opportunities to historically and systemically marginalized communities through our grant services and technical assistance programs—preparing them to administer funds and expand their capacity. However, this goal requires the collaborative effort of personnel, partners, and the community at large.

We use the SDO's directory to look for relationships that allow them to leverage their unique assets across disciplines and sectors to build power for marginalized communities, seeking out partnerships and vendors that focus on the intersection of DEI issues with other pressing social problems such as health disparities, education disparities, and criminal justice reform.

CommCorp is currently updating our vendor selection and procurement policies and is finalizing a plan to direct any eligible vendor or supplier we use who is not SDO certified directly to the SDO office to start the certification process. We will also track our spending with those businesses.

The journey to supporting, expanding, and investing in an equitable workforce is not always linear. Therefore, Commonwealth Corporation's goal is two-fold: to learn from the mistakes they are aware of, and to foster an environment that encourages partners, stakeholders, and employees to hold them accountable. Read more about CommCorp's DEI initiatives [here](#).

Massachusetts Bay Transportation Authority (MBTA)

The 3rd Annual MBTA Supplier Diversity Report showcases the performance of the MBTA with certified diverse businesses receiving payments or awards as primes or sub-primes from federal and non-federal funds within goods & services and design & construction with operating and capital funds in fiscal year 2024.

The two key sections of this report focus on FY2024 (7/1/23 to 6/30/24):

- Payments made to diverse businesses (this is our 3rd annual analysis).
- Awards made to diverse businesses (this is our 1st annual analysis).

Certified diverse businesses at the MBTA are defined as:

- Minority-owned (MBE)
- Woman-owned (WBE)
- Disadvantaged business enterprise (DBE)
- Service-disabled veteran-owned (SDVOBE)
- Disability-owned (DOBE)
- Portuguese-owned (PBE)
- LGBT-owned (LGBTBE)
- Veteran-owned (VBE)

By producing an aggregate MBTA annual report focusing on payments and awards for the agency's total federal and non-federal supplier diversity components, the agency can better:

- Measure our total impact and performance with diverse businesses.
- Understand opportunities, strengths, and challenges of the supplier diversity programs.
- Leverage synergies on federal and non-federal programs to grow results with diverse businesses.

The Awards & Payments sections of the report together are a synergetic and important tandem to better measure and understand the supplier diversity progress of the MBTA.

- Awards are defined as base executed contracts, purchase orders, and task orders. This section serves as a leading indicator of the MBTA's supplier diversity program. Federal includes FTA and other federally funded awards. FTA's DBE program awards are reported to the FTA semi-annually during the federal fiscal year (Oct 1 to Sep 30).

- Payments are defined as direct payments issued to businesses. This section serves as a lagging indicator of the MBTA’s supplier diversity program as many of our contracts are multi-year. Federal includes FTA and other federally funded payments. FTA’s DBE Program payments are reported to the FTA semi-annually during the federal fiscal year (Oct 1 to Sep 30).

FY24 Awards-- Key Results

In FY24, the MBTA awarded \$128.3M or 9% to 186 diverse companies from an overall total of \$1.4B in awards issued for all companies.

- Federal awards made up \$428.6M with 10.1% or \$43.2M paid to 79 diverse companies.
- Non-Federal awards made up \$1B with 8.5% or \$85.1M paid to 148 diverse companies.

Awards by types of businesses:

- MBEs: \$50.9M awarded to 63 MBEs
- WBEs: \$70.7M awarded to 115 WBEs
- DBEs: \$92.3M awarded to 120 DBEs
- OTHERS: \$6.5M awarded to 13 LGBTQ, Disability, Veterans and Other diverse businesses

Awards by primes and sub-primes:

- PRIMES: \$48.6M awarded to 67 diverse primes in FY2024
- SUBPRIMES: \$79.8M awarded to 128 diverse sub-primes in FY2024

MBTA Diversity Awards FY24 (Includes Federal & Non-Federal Funding)

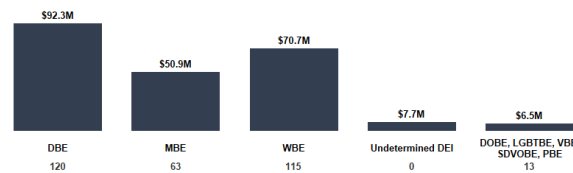


MBTA Total Awards *	Diversity Award %	Diversity Award \$
\$1,433.4M	9.0%	\$128.3M

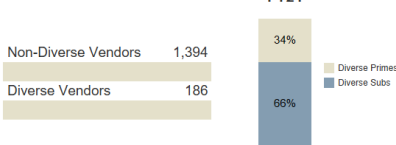
MBTA FY24 Diversity Awards

Total Awards	\$1,433.4M
Diversity Awards (Primes)	\$48.6M
Diverse Prime Vendor Count	67
Diversity Awards (Subs)	\$79.8M
Diverse Sub Vendor Count	128
Total Diversity Awards	\$128.3M
Diversity %	9.0%

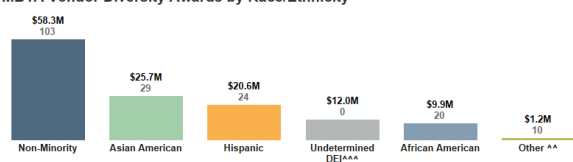
MBTA Vendor Diversity Awards By Certification



MBTA Awards Vendor Count



MBTA Vendor Diversity Awards by Race/Ethnicity ^



* Total Awards excludes certain categories such as financial services, employee wages, utilities and settlements.

^ Note: Vendors with multiple certifications will be counted in each category they are certified in (i.e., a Women owned, Disadvantaged Business Enterprise would count in both.)

** "Other" includes Native American, Portuguese, and Non-Specified by SDO-recognized third-party certified organization.

*** "Undetermined DEI" refers to diverse commitments made to unidentified diverse firms at the time of award for non-FTA funded awards, Statewide contracts (SWC), and Transit Vehicle Manufacturer (TVM) contracts where the DBE Goal is set annually by the FTA.

MB

FY2024 PAYMENTS—KEY RESULTS

In FY2024, the MBTA paid \$177.9M or 8.3% to 273 certified diverse companies from an overall total of \$2.1B in payments issued for all companies.

- Federal payments made up \$594M with 16.2% or \$96.4M paid to 135 diverse companies
- Non-Federal payments made up \$1.5B with 5.2% or \$81.6M paid to 199 diverse companies

Payments by types of businesses:

- MBEs: \$72.2M paid to 107 MBEs in FY2024
- WBEs: \$102M paid to 166 WBEs in FY2024

- DBEs: \$144.8M paid to 192 DBEs in FY2024
- OTHERS: \$15.3M paid to 20 LGBTQ, Disability, Veterans, and Other diverse businesses

Awards by primes and sub-primes:

- PRIMES: \$38.8M paid to 89 diverse primes in FY2024
- SUBPRIMES: \$139.1M paid to 205 diverse sub-primes in FY2024

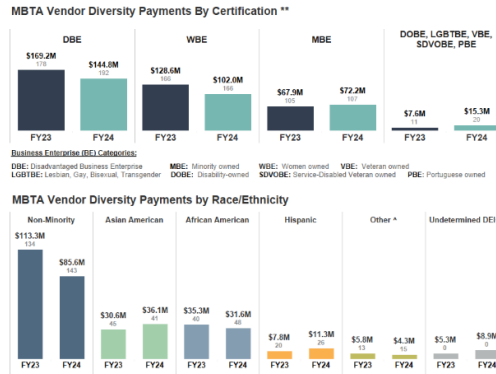
MBTA Diversity Payment Scorecard FY24 (includes Federal & Non-Federal Funding)



MBTA Total Payments * (FY24)	Diversity Payment Rate % (FY24)	Diversity Payment Rate \$ (FY24)
\$2,154.2M	8.3%	\$177.9M

	FY23	FY24
Total Payments	\$2,114.0M	\$2,154.2M
Diversity Payments (Primes)	\$30.4M	\$38.8M
Diverse Prime Vendor Count	84	89
Diversity Payments (Subs)	\$167.8M	\$139.1M
Diverse Sub Vendor Count	192	205
Total Diversity Payments	\$198.1M	\$177.9M
Diversity %	9.4%	8.3%

	FY23	FY24	FY23	FY24
Non-Diverse Vendors	1,519	1,587	80%	85%
Diverse Vendors	252	273	14%	15%



* Total Payments exclude certain categories such as financial services, employee wages, utilities and settlements. Payments include Capital and Operational Funds.
 ** Note: Vendors with multiple certifications will be counted in each category they are certified in. (i.e. a minority, Veteran owned would count in both.)

** "Other" includes Native American, Portuguese, and Non-Specified by SDO-recognized third-party certified organization.
 *** "Undetermined DEI" refers to diverse commitments made to unaffiliated diverse firms at the time of award for non-FTA funded awards, statewide contracts (SWC), and Transit Vehicle Manufacturer (TVM) contracts where the SDO Goal is set annually by the FTA.

CONCLUSION & ACKNOWLEDGEMENTS

Sharing our trends transparently with the public, leadership, Board of Directors, and key stakeholders on an annual basis is an important part of our commitment to supplier diversity by showcasing and embracing our strengths and areas for improvements.

Several key elements for our path forward stand out:

- Improve on outreach and engagement efforts targeting diverse firms for opportunities
- Develop more opportunities for diverse firms to win prime & sub-prime contracts
- Leverage synergies across the state and federal programs, initiatives, and efforts
- Continue to receive support from Executive Leadership and Board of Directors

Production of this report is led by the DEI team via an integrated collaboration between various departments, including Procurement, Capital, ODCR, OPMI, Legal, and Finance. The report includes awards & payments with funding from the Federal Transit Authority (FTA) and the report does not supersede or determine the program components set by the FTA for the DBE program.

Massachusetts Convention Center Authority (MCCA)

The MCCA adopted the SDO’s methodology and procedures for measuring diverse business spending, beginning with its FY2017 reporting. While it has not tracked additional categories for diverse business types in the past, the MCCA now is asking vendors to report their certification status among a broader set of business categories (e.g., veteran-owned, LGBT-owned).

In FY2018 and again in FY2023, the MCCA was proud to receive a Supplier Diversity Award for its efforts in promoting economic opportunity for small and diverse businesses in the Commonwealth in the prior fiscal year.

Through its centralized Purchasing and Procurement team, the MCCA is looking to continually build upon these achievements to increase opportunities for diverse suppliers. Beginning in FY2023, the MCCA's spending data reflects the purchasing activities of its food and beverage contractors at the Boston Convention & Exhibition, Hynes and MassMutual Centers as well as the diverse supplier results reported by its venue manager for the MassMutual Center in Springfield. The MCCA's spending activity is also reflected in its cleaning contractor.

The MCCA advertises major procurements on its website and through local and regional news outlets. Typically, firms responding to such procurements are required to identify how and in what amount they are including diverse businesses within their proposals. Please visit the [MCCA Business Opportunities](#) page for information on current and upcoming Requests for Proposals, Requests for Qualifications, and Invitations for Bids.

Massachusetts Development Finance Agency (MassDevelopment)

The Massachusetts Development Finance Agency's (MassDevelopment) Board of Directors (Board) on June 8, 2017, voted to adopt a Diverse Business Participation Program for MassDevelopment's direct contracting. This Program encourages parties seeking contracts with MassDevelopment to use good faith efforts to include MBEs, WBEs, VBEs, and SDVOBEs. MassDevelopment refers to these four categories as Diverse Business Enterprises (DBEs).

MassDevelopment's Program encourages DBE participation (which is measured in annual reports submitted by vendors to the Agency) by providing all Requests for Proposals, Requests for Qualifications, and invitations for bids to the SDO, the Greater New England Minority Supplier Development Council (GNEMSDC), and the Center for Women & Enterprise for dissemination.

In FY2018, MassDevelopment worked to roll out the program and track its "baseline" for future years and annual reporting which resulted from a collaboration between the finance, legal/procurement, and information technology divisions. MassDevelopment applied the same FY2018 methodology to subsequent years, including the FY2024 reporting. MassDevelopment's total consolidated dollar spend on all vendors for FY2024 was \$23,956,106. MassDevelopment then identified, through cross-checking with the SDO database and through subsequent coding, all vendors eligible for inclusion in the program.

The total SDO-certified, DBE vendor spend was determined to be \$1,569,397. Accordingly, 6.6% of MassDevelopment's total direct contracting was procured through DBE vendors in FY2024. Factoring in non-certified DBE vendors for \$3,983,742, the percentage of participation by DBE Vendors is 23.2%. This is a significant decrease from FY2023, which was 57.5% for certified DBE vendors. This was due to a decrease of spend of \$15,276,139 in FY2023 versus a spend of \$3,702,211 in FY2024 to one vendor for utility infrastructure work at Devens. Previously, this vendor was classified as a non-certified SDO vendor and as Vendor with DBE Subcontractors in FY2024.

Vendor payments to DBE subcontractors are not factored in the above numbers. Unfortunately, our current system cannot extract the subcontractor portion so that number is not reportable at this time. However, total payments to vendors with DBE subcontractors totaled \$632,890 in FY2024. We routinely encourage non-certified DBE vendors to seek or update their SDO certifications.

Massachusetts Gaming Commission (MGC)

The Massachusetts Gaming Commission (MGC) has elected to follow 801 CMR 21.00, which governs the acquisition of all commodities and services by executive agencies including following OSD's guidelines regarding

diversity spending. MGC posts bid opportunities on COMMBUYS and on MGC’s website, in addition to engaging a company to enlarge the pool of diverse vendors to many of our RFRs.

The MGC continues to make small and diverse businesses a priority in our procurements, resulting in \$3.39M spending with small businesses, \$3.79M with women-owned businesses, \$660K with minority-owned businesses, \$28K with veteran-owned businesses, \$28.5K with disability-owned businesses and \$109K for LGBT-owned businesses. Furthermore, the MGC hit five out of six of its spending benchmarks set by the SDO for FY2024. The MGC fully participates in the SDP and SBPP and their results are included in the quantitative sections of this report.

In addition to the Commission’s direct purchasing, MGC monitors the casino licensees in meeting their own supplier/vendor diversity goals and compliance with required diversity plans (available on the [MGC website](#)). Each casino’s progress toward reaching those goals is published on the [MGC Reports and Publications Webpage](#).

**The Massachusetts Gaming Commission Licensees’
Supplier Diversity Performance in FY2024**

Supplier Diversity	MBE Goal	MBE Result	VBE Goal	VBE Result	WBE Goal	WBE Result
Encore Boston Harbor	8%	10%	3%	<1%	14%	10%
MGM Springfield	10%	8%	2%	3%	15%	7%
Plainridge Park	6%	7%	3%	5%	12%	15%

Oversight for each licensee’s spending involves quarterly diversity reporting, compliance audits and reviews, as well as working with community organizations to assist the casinos in sourcing diverse vendors. The most current information on supplier diversity status can be found in their quarterly reports posted to the website.

Massachusetts Growth Capital Corporation (MGCC)

MGCC empowers small businesses in Massachusetts through access to capital, managerial education, and resources, and promotes economic development in underserved and under-resourced communities and our gateway cities. With economic opportunities, these business owners – often women, minorities and veterans – can build assets, create employment, and strengthen their communities. MGCC has been providing these entrepreneurs with alternative funding solutions and free managerial assistance since 2010.

MGCC communicates with statewide partners and the SDO to expand its reach to diverse suppliers. MGCC offerings, as well as further inclusive opportunities and initiatives supported by MGCC, may be found on MGCC’s website: [EmpoweringSmallBusiness.org](#).

Massachusetts Housing Finance Agency (MassHousing)

The Massachusetts Housing Finance Agency (MassHousing) is now in its sixth decade of providing economic opportunities to Diverse Business Owners, not limited to Minority Businesses (MBEs) and Women Businesses (WBEs). MassHousing’s Diverse Business & Engagement team works in collaboration with diverse business owners, property managers, and construction general contractors within MassHousing-financed development communities. The objective is to connect businesses fostering equity of access to qualified diverse businesses.

It is MassHousing’s long-standing commitment to leverage economic opportunities within the affordable and mixed income housing area. MassHousing’s multifamily borrowers have maintained a long-standing relationship

with deep efforts and commitments in building the workforce landscape to include MBEs and WBEs. The Agency negotiates and manages Access Opportunity Contracts on both Construction and multifamily contracts.

The Diverse Business Engagement division works with general contractors, property managers, and vendors to ensure the established MBE/WBE goals are being met with success and continuity. MassHousing actively participates in conferences and workshops sponsored by public, private, and non-profit organizations. The Agency provides outreach, technical assistance, and opportunities at housing developments throughout the Commonwealth.

In FY2024, MassHousing continues to set ambitious goals and expand opportunities for the participation of diverse businesses in all aspects of the Agency's operations.

Massachusetts Port Authority (Massport)

The Massachusetts Port Authority ("Massport") is an independent public authority and is self-sustaining. It is governed by a seven-member board, of which five members are appointed by the Governor of Massachusetts, and one is appointed by the Massachusetts Port Authority Community Advisory Committee. These six members serve staggered terms of seven years each. The seventh member is the Secretary of Transportation and Chief Executive Officer of the Massachusetts Department of Transportation.

A world-class organization moving people and goods, Massport connects Massachusetts and New England to the world – safely, securely and efficiently, with a commitment to sustainability, our neighboring communities, and equal opportunity in its contracting. Massport facilities generate \$22 billion a year in total economic impact and support more than 107,000 direct jobs. After some challenging years, Boston Logan has surpassed pre-pandemic levels. Serving more than 43 million passengers, exceeding the 2019 benchmark of 42.5 million. Massport is well-positioned to further its mission and uphold its commitments to the travelling public, while driving economic opportunities for the Commonwealth of Massachusetts.

Through its Supplier Diversity Program, Massport encourages participation of certified minority-owned business enterprises (MBEs), women-owned business enterprises (WBEs), and other small businesses.

Massport issued new Requests for Proposals (RFPs) and Requests for Qualifications (RFQs) for Goods & Services with a value of \$53.8M during FY2024. Awards to MBEs and/or WBEs totaled \$3.5M, or 24.8% of awards for multiple and single-year contracts.

The following highlights showcase our key initiatives and accomplishments in FY2024:

Supplier Diversity

- Janitorial Services for Boston Logan International Airport Non-Terminal Buildings: C&W Services partnered with MBE Done Right Building Services, Inc.
- Janitorial Services at the Massport Fish Pier awarded directly to a WBE, Star Building Services
- KT & T Distributors awarded goods contract for Blast Containers
- Traded activity included MBE and/or WBE Investment Brokers
- Initiated work to tailor B2G report to meet specific needs for monitoring and tracking supplier diversity metrics effectively
- Shared projections of upcoming solicitations with departments to facilitate advanced planning and goal-setting

Outreach

- Actively participated in SBA Access to Capital Matchmaker local outreach event to cultivate relationships with diverse vendors and promote business opportunities
- Airport Rental Car Supplier Outreach event held to connect car rental companies with local and diverse suppliers, fostering new partnerships and supporting community-based economic growth

Community Support

- Our Pathways Program expanded to increase the workforce pipeline by collaborating with UMass Boston to provide internships, scholarships, and job opportunities to students in targeted areas of aviation-related study

Massachusetts School Building Authority (MSBA)

The Massachusetts School Building Authority (the “MSBA”) is a quasi-independent state authority that provides partial reimbursement grant funding for school construction projects across the Commonwealth. The MSBA has a long-standing partnership with the Massachusetts Supplier Diversity Office (SDO), which enhances the MSBA’s commitment to developing and strengthening Minority Business Enterprises (MBEs), Women Business Enterprises (WBEs), Veteran Business Enterprises (VBEs), Service-Disabled Veteran-Owned Business Enterprises (SDVOBEs), Disability-Owned Business Enterprises, LGBT Business Enterprises, Minority Nonprofit Organization (M/NPOs), and Women Nonprofit Organization (W/NPOs); and expanding equal opportunity in the primary and secondary industries affected by MSBA procurements for goods and services.

The MSBA works with the SDO to notify certified diverse businesses of upcoming MSBA procurements. Also, the MSBA awards points to respondents that demonstrate the existence of, or an intent to develop, a relationship with one or more certified diverse businesses. The MSBA publishes RFRs for open procurements on the [MSBA’s website](#) and on [COMMBUYS](#), where the MSBA welcomes certified diverse businesses to submit responses to these procurements. Additionally, the MSBA holds information sessions in conjunction with the SDO to provide information about upcoming MSBA procurements.

This year, the MSBA worked with the SDO and hosted a procurement overview for potential designers for heat pump projects within the MSBA’s Accelerated Repair Program. The MSBA also coordinated with the SDO to establish MBE/WBE goals for the MSBA’s own public construction bid for a project that includes low-voltage wiring for the MSBA’s new office location.

Districts in the MSBA’s grant program are independently responsible for following all state laws and state agency requirements that are outside of the MSBA’s jurisdiction, including the participation goals for certified diverse businesses on MSBA-funded school construction projects.

The MSBA encourages districts to employ M/WBEs on school construction projects through language incorporated in MSBA template contracts and procurement documents which detail the requirements for M/WBEs on school construction projects pursuant to M.G.L. Ch. 7C, section 6. Also, the MSBA requires Owner’s Project Managers (“OPMs”) to monitor goals for hiring M/WBE’s in the design and construction phases of a project in the OPM Monthly Reports that are submitted to the MSBA.

In February 2025, the MSBA issued Project Advisory #90, an update to its previous Project Advisory #62, to reshare the SDO’s latest State Funded Municipal Construction Affirmative Marketing Program (MCAMP) General Guidelines. To ensure project goals are set properly, the Project Advisory provides municipalities with contact information for the SDO’s Construction Program Coordinator Meghan Costa so that they can seek assistance

from the SDO and DCAMM in goal setting. The MSBA also updated the following MSBA forms to align with the new MCAMP requirements:

- Designer Request for Services (“RFS”) Template
- Designer Services Base Contract for Design/Bid/Build and CM at Risk
- Designer Selection Procedures
- Designer Services Base Contract and Attachments

The MSBA looks forward to continuing its partnership with the SDO to enhance the MSBA’s initiatives for promoting the hiring of certified diverse businesses on MSBA procurements and MSBA-funded school construction projects. Please visit the [MSBA’s website](#) for information about open procurements.

Massachusetts State College Building Authority (MSCBA)

The Massachusetts State College Building Authority (MSCBA or Authority) is responsible for financing, designing, constructing, and overseeing the management of residence halls and student activity facilities for the nine state universities and 15 community colleges. The Authority is committed to fostering, cultivating, and preserving a culture of diversity, equity, and inclusion.

The Authority communicates with the Commonwealth’s Supplier Diversity Office, other state entities, and industry associations to encourage diversity of the workforce within the Commonwealth. In addition to adopting the Commonwealth’s diversity goals for hiring design and construction firms, the MSCBA continues to reach out to the subcontractor community by engaging Minority Business Enterprises, Woman-Owned Business Enterprises, and Veteran-Owned Business Enterprises through a web-based trade contractor prequalification process. There they are awarded additional credit toward becoming prequalified to bid on MSCBA projects. Notifications of current opportunities are posted in the Central Register and on the Authority website.

Along with the MBE/WBE goals, the Authority also has adopted workforce participation goals to ensure opportunities for minorities and women to participate in our construction projects. A monthly review of the workforce data on each project results in an open dialog, creates demand, and results in real job opportunities. The Authority tracks this data on all projects to the established goals to measure growth and identify areas in need of improvement. Further, the Authority promotes diversity throughout other internally hired vendors and in other types of procurement and regularly engages minority and women-owned firms for consulting and project support roles, as well as in financing activities. The MSCBA’s annual report and additional information, including current projects and annual reports, may be viewed online on the Authority website at [mscba.org](#).

Massachusetts Water Resources Authority

The Massachusetts Water Resources Authority’s MBE/WBE/DBE Program ensures the equitable participation of Minority/Women/Disadvantaged Business Enterprises in the award of all contracts, including contracts for construction, goods/non-professional services and professional services.

A quarterly report is generated on spending for MBE/WBE/DBEs, which includes construction, goods/non-professional services and professional services contracts. These expenditures are presented to the MWRA’s Board of Directors in the quarterly Orange Notebook Report on Key Indicators of MWRA Performance.

The table below shows the MWRA’s FY2024 Report:

Type	Certification	Diverse Spending	Annual Goal	% of Goal
Construction	MBE	\$3,439,415	\$7,708,717	44.6%
Construction	WBE	\$5,152,090	\$3,833,064	134.4%

Type	Certification	Diverse Spending	Annual Goal	% of Goal
Professional Services	MBE	\$1,891,966	\$4,598,618	41.1%
Professional Services	WBE	\$255,204	\$3,695,547	6.9%
Goods/Services	MBE	\$167,497	\$408,184	41.0%
Goods/Services	WBE	\$1,122,653	\$1,363,266	82.4%

Listings for the MWRA bidding and contracting opportunities, including for construction, goods/non-professional services and professional services can be found on the [MWRA Supplier Portal site](#) and/or publications such as the Central Register, Goods and Services, *The Boston Herald*, *Bay State Banner*, *El Mundo* and/or [COMMBUYS \(www.commbuys.com\)](#).

Office of the Inspector General

The Office of the Inspector General’s Academy (OIG Academy, formerly known as the Massachusetts Certified Public Purchasing Official program), offered classes that focused on diversity and inclusion in procurement. Specifically:

- The OIG Academy partnered with the Division of Capital Asset Management and Maintenance (DCAMM) and the Attorney General’s Office (AGO) to present class segments related to diversity. In these classes the requirements of the Massachusetts’ Affirmative Marketing Program and Workforce Participation Goals were reviewed. The presentations in these classes, including the Public Contracting Overview class, the Design and Construction Contracting class, and School Project Designer and Owner’s Project Manager Certification class discussed the legal requirements for vendor diversity goals in construction contracts. The number of students who participated in these classes totaled 1,241 in FY2024.
- The OIG Academy also partnered with the Supplier Diversity Office (SDO) to provide training entitled Promoting Procurement Diversity Using Chapter 30B. The OIG Academy and the Supplier Diversity Office presented information on how Chapter 30B can be used to promote a diverse vendor pool. For example, how to develop a request for proposals (RFP) with evaluation criteria that provides “highly advantageous” status to SDO-certified vendors; or how to use the price quotation process to seek quotes from SDO-certified vendors on statewide and cooperative contracts. The training also reviewed 65 resources available to vendors and municipalities to assist in promoting diversity and inclusion in public contracting. For example, the SDO Certified Business Directory provides multiple search functions to search for certified diverse vendors. The number of students who participated in this class totaled 33 in FY2024.

Office of the State Treasurer and Receiver General

The Office of the State Treasurer and Receiver General (Treasury) is a Constitutional Office comprised of 13 departments and agencies. Under the leadership of State Treasurer Deborah B. Goldberg, the office provides a wide range of services, including the state’s cash and debt management, deferred compensation and retirement plans, Veteran’s benefits, the Office of Economic Empowerment, and the State Retirement Board.

The Treasury works with a variety of businesses in service to its various departments: investment management firms, large-scale printing companies, IT firms, and highly specialized audit firms to report and deliver unclaimed property to the state. In each of the Treasury’s procurements, firms are required to submit the Treasury Supplier Diversity Plan form outlining any diverse suppliers with whom they’re engaged. These forms are evaluated as part of the procurement process with points awarded for participation. To engage more small and diverse

businesses the Treasury joined the SDO's Diverse & Small Business Opportunity Fair in Framingham to share the type of work they do.

To continue expanding opportunities and engaging with more small businesses, Treasurer Goldberg's office in 2023 announced the launch of a newly renamed state program, Investing for the Long Term (Invest MA). Previously referred to as the Small Business Banking Partnership (SBBP), Invest MA enhanced the existing guidelines by promoting and strengthening small business growth. This initiative shifts state cash deposits under the control of the Treasurer to banks that are willing to expand their small business lending, particularly in "gateway" cities that are targeted for economic development.

Invest MA builds on the progress the Treasury has made in supporting our state's small businesses. In November of 2023, the Treasurer's office launched the Small Business Resource Toolkit (www.smallbusinessma.org), designed to provide a range of relevant, important information, often needed for the challenges that entrepreneurs will encounter. The website offers valuable educational materials on how to plan, maintain, and grow successfully.

The Treasury works hard to have a positive impact not only on small and diverse business development, but also local communities and the state's economy.

University of Massachusetts (UMass)

The University of Massachusetts started supplier diversity initiatives in a harmonized way in 2020 with the formation of the Unified Procurement Services Team (UPST). The UMass Supplier Diversity program intensified its partnership with diversity organizations like the Greater Boston Chamber of Commerce (GBCC) – Pacesetters Initiative, Northeastern University's Lab for Inclusive Entrepreneurship, and the Commonwealth's Supplier Diversity office (SDO).

FY2024 was a year full of achievements as the UMass Supplier Diversity program and its Chief Procurement Officer as we celebrated five years of formation. Some of the significant achievements include:

- The UMass Supplier Diversity Program was recognized when the CPO, David Cho, won the Pacesetter Champion of the Year award from GBCC.
- Increasing the percentage of total diversity spending from 4.9% (FY2019) to 11% (FY2024) over five years
- Spending \$138 million over five years with Tier 1 diverse suppliers
- Implemented a Tier 2 (subcontractor) diverse spend reporting program with prime suppliers by including contract language to leverage tier 2 diverse suppliers (i.e., putting a 20% Tier 2 diversity spend requirement in specific contracts)
- Ramped up participation and partnership with diversity organizations while supporting other higher ed organizations to ramp up their programs

Goods and Services: UMass System Office

The long-term strategy implemented to grow diverse and local supplier usage continues to bear fruit for UMass. In FY2024, we experienced a **17% increase** in spending with diverse suppliers, i.e., \$119 million (FY2024) against \$102 million (FY2023). Out of a total spend of \$1.07 billion in FY2024, 11.2% (\$119 million) was with Tier 1 diverse suppliers; we continue to ramp up supplier participation in our Tier 2 program, which we hope we can report on in the future.

To illustrate the variety of representations in UMass’s supply chain, this year’s narrative includes a full breakdown of each diversity category tracked by the university.

FY2024 UMass Goods & Services Diverse Spending by Diversity Category

Certification Description	FY2024 Diverse Spend*
Small Disadvantaged Business (SDB)	\$66,458,515
Women-owned Business Enterprise (WBE)	\$43,200,728
Minority-owned Business Enterprise (MBE)	\$36,840,979
Veteran-owned Business Enterprise (VBE)	\$14,531,350
HUBZone Certified (HUB)	\$10,964,521
Service-Disabled Veteran-owned Business Ent.	\$10,185,457
Disadvantaged Business Enterprise (DBE)	\$4,316,728
Disability-owned Business Enterprise	\$138,934
LGBT-owned Business Enterprise	\$ 58,202

* UMass direct (Tier 1) supplier expenditures only. Some suppliers hold multiple certifications.

For FY25, we continue to focus on solidifying the achievements of the last five years while looking at additional ways to entrench diverse purchasing in all our transactions, e.g., define a diverse supplier target for the system, standardize our Tier 2 program (effective reporting and tracking) and deepening our Construction category diversity tracking and compliance needs.

University of Massachusetts Building Authority (UMBA)

During FY2024, the University of Massachusetts Building Authority continued implementing best practices to improve and support its compliance model. In September, UMBA participated in Governor Healey’s Public Construction Advisory Council to identify barriers and recommendation options in construction and design for Minority Business Enterprises (MBE) and Women Business Enterprises (WBE).

UMBA broadened its efforts by engaging with more organizations like the Massachusetts Minority Contractors Association and InOrder Business to help create more opportunities for women and minority firms. UMBA also continued to collaborate with the building trades, vocational/technical schools, pre-apprenticeship programs and community organizations to attract and recruit more MBE and WBE firms to bid on our construction projects. We will continue to meet with our General Contractors, Owner Project Managers, Subcontractors, Architectural firms, and the Design, Construction and the Compliance Working Groups that we have established on the UMass Campuses to review the compliance results, provide resources and support MBE/WBE initiatives. In FY2024, UMBA paid \$42,812,763 to MBE and WBE firms working on capital projects.

FY2024 Construction & Design Spending

Construction & Design	Total Spending
Minority-Owned - Construction	\$5,351,763
Women-Owned - Construction	\$26,380,750
Minority-Owned - Design	\$2,419,958
Women -Owned - Design	\$5,094,033
OPM-MWBE	\$3,566,259
Grand Total	\$42,812,763

Appendix A: Overall Supplier Diversity Program Spending (MBE, WBE, Veteran, Small Business, Disability, LGBT)

Table 1: MBE, WBE and Veteran Spending

Secretariat Code	Secretariat / Entity Name	Discretionary Budget	MBE			WBE			Veteran		
			Benchmark	Total Expenditure	% Benchmark Met	Benchmark	Total Expenditure	% Benchmark Met	Benchmark	Total Expenditure	% Benchmark Met
ANF	ADMINISTRATION AND FINANCE	\$383,800,124	\$30,704,010	\$38,718,744	126.10%	\$53,732,017	\$64,430,139	119.91%	\$11,514,004	\$3,921,808	34.06%
EED	ECONOMIC DEVELOPMENT	\$9,394,762	\$751,581	\$4,636,054	616.84%	\$1,315,267	\$2,964,010	225.35%	\$281,843	\$58,859	20.88%
EDU	EDUCATION	\$387,726,900	\$31,018,152	\$47,233,582	152.28%	\$54,281,766	\$108,913,961	200.65%	\$11,631,807	\$1,842,943	15.84%
ENV	ENERGY AND ENVIRONMENTAL AFFAIRS	\$153,005,889	\$12,240,471	\$11,285,973	92.20%	\$21,420,824	\$29,137,686	136.03%	\$4,590,177	\$4,775,269	104.03%
EHS	HEALTH AND HUMAN SERVICES	\$4,312,935,965	\$345,034,877	\$385,028,166	111.59%	\$603,811,035	\$1,014,453,984	168.01%	\$129,388,079	\$24,751,515	19.13%
OCD	HOUSING AND LIVABLE COMMUNITIES	\$549,272,597	\$43,941,808	\$29,396,802	66.90%	\$76,898,164	\$74,932,487	97.44%	\$16,478,178	\$1,433,738	8.70%
EOL	LABOR AND WORKFORCE DEVELOPMENT	\$58,568,498	\$4,685,480	\$10,505,243	224.21%	\$8,199,590	\$29,083,675	354.70%	\$1,757,055	\$216,283	12.31%
EPS	PUBLIC SAFETY AND SECURITY	\$188,552,150	\$15,084,172	\$25,147,223	166.71%	\$26,397,301	\$33,182,160	125.70%	\$5,656,564	\$7,753,789	137.08%
ITD	TECHNOLOGY SERVICES AND SECURITY	\$93,818,939	\$7,505,515	\$13,850,879	184.54%	\$13,134,652	\$12,772,288	97.24%	\$2,814,568	\$2,273,077	80.76%
DOT	TRANSPORTATION	\$1,453,686,504	\$116,294,920	\$73,252,647	62.99%	\$203,516,111	\$204,850,228	100.66%	\$43,610,595	\$4,249,228	9.74%
VET	VETERANS' SERVICES	\$15,635,803	\$1,250,864	\$1,142,018	91.30%	\$2,189,012	\$3,312,736	151.33%	\$469,074	\$1,319,045	281.20%
	Executive Subtotal	\$7,606,398,132	\$608,511,851	\$640,197,329	105.21%	\$1,064,895,738	\$1,578,033,354	148.19%	\$228,191,944	\$2,595,554	23.05%
CAD	COMMISSION AGAINST DISCRIMINATION	\$1,189,644	\$95,172	\$179,995	189.13%	\$166,550	\$285,108	171.18%	\$35,689	\$20,609	57.75%
DAC	DISABLED PERSONS PROTECTION COMMISSION	\$1,594,924	\$127,594	\$87,459	68.54%	\$223,289	\$385,981	172.86%	\$47,848	\$101,112	211.32%
MGC	MASSACHUSETTS GAMING COMMISSION	\$7,502,377	\$600,190	\$2,409,735	401.50%	\$1,050,333	\$3,961,338	377.15%	\$225,071	\$39,278	17.45%
GOV	OFFICE OF THE GOVERNOR	\$887,875	\$71,030	\$1,022,446	1439.46%	\$124,303	\$1,034,154	831.97%	\$26,636	\$0	0.00%
	Non-Executive and Constitutional Subtotal	\$11,174,820	\$893,986	\$3,699,634	413.84%	\$1,564,475	\$5,666,581	362.20%	\$335,245	\$160,998	48.02%
MCCA	MASSACHUSETTS CONVENTION CENTER AUTHORITY	\$56,524,207	\$4,521,937	\$5,233,738	115.74%	\$7,913,389	\$3,870,110	48.91%	\$1,695,726	\$132,201	7.80%
MHA	MASS HOUSING	\$12,806,536	\$1,024,523	\$1,560,118	152.28%	\$1,792,915	\$852,931	47.57%	\$384,196	\$293,944	76.51%
	Quasi-Public Subtotal	\$69,330,743	\$5,546,459	\$6,793,857	122.49%	\$9,706,304	\$4,723,041	48.66%	\$2,079,922	\$426,145	20.49%
	TOTAL	\$7,686,903,695	\$614,952,296	\$650,690,821	105.81%	\$1,076,166,517	\$1,588,422,976	147.60%	\$230,607,111	\$53,182,698	23.06%

Table 2: Small Business, Disability and LGBT-owned Business Spending

Secretariat Code	Secretariat / Entity Name	Discretionary Budget	Small Business			Disability			LGBT		
			Benchmark	Total Expenditure	% Benchmark Met	Benchmark	Total Expenditure	% Benchmark Met	Benchmark	Total Expenditure	% Benchmark Met
ANF	ADMINISTRATION AND FINANCE	\$383,800,124	\$12,665,404	\$11,847,429	93.54%	\$1,151,400	\$2,547,717	221.27%	\$1,151,400	\$973,392	84.54%
EED	ECONOMIC DEVELOPMENT	\$9,394,762	\$310,027	\$407,966	131.59%	\$28,184	\$56,297	199.75%	\$28,184	\$212,630	754.43%
EDU	EDUCATION	\$387,726,900	\$12,794,988	\$41,133,405	321.48%	\$1,163,181	\$1,489,108	128.02%	\$1,163,181	\$441,940	37.99%
ENV	ENERGY AND ENVIRONMENTAL AFFAIRS	\$153,005,889	\$5,049,194	\$13,443,832	266.26%	\$459,018	\$1,717,428	374.15%	\$459,018	\$269,254	58.66%
EHS	HEALTH AND HUMAN SERVICES	\$4,312,935,965	\$142,326,887	\$155,856,394	109.51%	\$12,938,808	\$14,000,566	108.21%	\$12,938,808	\$2,462,451	19.03%
OCD	HOUSING AND LIVABLE COMMUNITIES	\$549,272,597	\$18,125,996	\$77,718,958	428.77%	\$1,647,818	\$357,381	21.69%	\$1,647,818	\$2,985,385	181.17%
EOL	LABOR AND WORKFORCE DEVELOPMENT	\$58,568,498	\$1,932,760	\$2,461,857	127.38%	\$175,705	\$209,183	119.05%	\$175,705	\$11,899	6.77%
EPS	PUBLIC SAFETY AND SECURITY	\$188,552,150	\$6,222,221	\$15,863,961	254.96%	\$565,656	\$3,488,715	616.76%	\$565,656	\$27,170	4.80%
ITD	TECHNOLOGY SERVICES AND SECURITY	\$93,818,939	\$3,096,025	\$5,524,473	178.44%	\$281,457	\$1,656,213	588.44%	\$281,457	\$717,524	254.93%
DOT	TRANSPORTATION	\$1,453,686,504	\$47,971,655	\$50,639,818	105.56%	\$4,361,060	\$1,661,718	38.10%	\$4,361,060	\$181,620	4.16%
VET	VETERANS' SERVICES	\$15,635,803	\$515,981	\$655,173	126.98%	\$46,907	\$737,370	1571.97%	\$46,907	\$0	0.00%
	Executive Subtotal	\$7,606,398,132	\$251,011,138	\$375,553,266	149.62%	\$22,819,194	\$27,921,697	122.36%	\$22,819,194	\$8,283,264	36.30%
CAD	COMMISSION AGAINST DISCRIMINATION	\$1,189,644	\$39,258	\$1,013,733	2582.22%	\$3,569	\$106	2.96%	\$3,569	\$441	12.35%
DAC	DISABLED PERSONS PROTECTION COMMISSION	\$1,594,924	\$52,632	\$29,216	55.51%	\$4,785	\$82,745	1729.35%	\$4,785	\$0	0.00%
MGC	MASSACHUSETTS GAMING COMMISSION	\$7,502,377	\$247,578	\$3,393,858	1370.82%	\$22,507	\$36,239	161.01%	\$22,507	\$109,815	487.91%
GOV	OFFICE OF THE GOVERNOR	\$887,875	\$29,300	\$0	0.00%	\$2,664	\$0	0.00%	\$2,664	\$1,019,601	38278.69%
	Non-Executive and Constitutional Subtotal	\$11,174,820	\$368,769	\$4,436,806	1203.14%	\$33,524	\$119,090	355.23%	\$33,524	\$1,129,856	3370.24%
MCCA	MASSACHUSETTS CONVENTION CENTER AUTHORITY	\$56,524,207	N/A	N/A	N/A	N/A	N/A	N/A	N/A	N/A	N/A
MHA	MASS HOUSING	\$12,806,536	N/A	N/A	N/A	N/A	N/A	N/A	N/A	N/A	N/A
	Quasi-Public Subtotal	\$69,330,743	N/A	N/A	N/A	N/A	N/A	N/A	N/A	N/A	N/A
	TOTAL	\$7,686,903,695	\$251,379,907	\$379,990,072	151.16%	\$22,852,719	\$28,040,787	122.70%	\$22,852,719	\$9,413,120	41.19%

Appendix B: MBE Spending by Program Participant

Secretariat Code	Agency Code	Department Name	Discretionary Budget	Benchmark	Direct Spending	Indirect Spending: Subcontracting	Indirect Spending: Ancillary	Indirect Spending	Total Spending	% Benchmark Met
ANF	ADD	DEVELOPMENTAL DISABILITIES COUNCIL	\$68,812	\$5,505	\$0.00	\$26	\$12,045	\$12,071	\$12,071	219.27%
ANF	ALA	ADMINISTRATIVE LAW APPEALS DIVISION	\$199,786	\$15,983	\$14,763.46	\$2,819	\$1,312	\$4,131	\$18,894	118.21%
ANF	ANF	EXECUTIVE OFFICE FOR ADMINISTRATION AND FINANCE	\$26,942,161	\$2,155,373	\$3,329,475.94	\$372,299	\$2,252,605	\$2,624,904	\$5,954,380	276.26%
ANF	ATB	APPELLATE TAX BOARD	\$4,417	\$353	\$1,429.36	\$14	\$0	\$14	\$1,443	408.44%
ANF	BSB	BUREAU OF THE STATE HOUSE	\$1,480,845	\$118,468	\$1,094.00	\$767	\$12,890	\$13,657	\$14,751	12.45%
ANF	CSC	CIVIL SERVICE COMMISSION	\$10,968	\$877	\$2,960.94	\$50	\$0	\$50	\$3,011	343.13%
ANF	DCP	CAPITAL ASSET MANAGEMENT AND MAINTENANCE DIVISION	\$329,269,338	\$26,341,547	\$4,455,484.66	\$22,268,383	\$456,876	\$22,725,259	\$27,180,744	103.19%
ANF	DOR	DEPARTMENT OF REVENUE	\$11,749,900	\$939,992	\$1,347,061.06	\$302,464	\$34,938	\$337,402	\$1,684,463	179.20%
ANF	GIC	GROUP INSURANCE COMMISSION	\$1,414,649	\$113,172	\$314,338.68	\$2,485,621	\$26,395	\$2,512,016	\$2,826,355	2497.40%
ANF	HRD	HUMAN RESOURCES DIVISION	\$3,276,578	\$262,126	\$107,947.97	\$16,219	\$3,745	\$19,964	\$127,912	48.80%
ANF	LIB	GEORGE FINGOLD LIBRARY	\$14,602	\$1,168	\$5,687.58	\$319	\$799	\$1,118	\$6,806	582.63%
ANF	OHA	MASSACHUSETTS OFFICE ON DISABILITY	\$12,260	\$981	\$2,234.89	\$57	\$0	\$57	\$2,292	233.68%
ANF	OSD	DIVISION OF OPERATIONAL SERVICES	\$7,394,055	\$591,524	\$30,516.23	\$59,968	\$170,485	\$230,453	\$260,969	44.12%
ANF	PER	PUBLIC EMPLOYEE RETIREMENT ADMINISTRATION	\$1,269,060	\$101,525	\$128,152.37	\$14,868	\$88,608	\$103,477	\$231,629	228.15%
ANF	SDO	SUPPLIER DIVERSITY OFFICE	\$91,752	\$7,340	\$119,448.60	\$0	\$0	\$0	\$119,449	1627.33%
ANF	TRB	TEACHERS RETIREMENT BOARD	\$600,942	\$48,075	\$108,594.28	\$4,738	\$160,242	\$164,981	\$273,575	569.05%
		TOTAL	\$383,800,124	\$30,704,010	\$9,969,190.02	\$25,528,612	\$3,220,942	\$28,749,554	\$38,718,744	126.10%
CAD	CAD	COMMISSION AGAINST DISCRIMINATION	\$1,189,644	\$95,172	\$147,916.31	\$18,447	\$13,631	\$32,078	\$179,995	189.13%
		TOTAL	\$1,189,644	\$95,172	\$147,916.31	\$18,447	\$13,631	\$32,078	\$179,995	189.13%
DAC	DAC	DISABLED PERSONS PROTECTION COMMISSION	\$1,594,924	\$127,594	\$85,329.45	\$596	\$1,533	\$2,129	\$87,459	68.54%
		TOTAL	\$1,594,924	\$127,594	\$85,329.45	\$596	\$1,533	\$2,129	\$87,459	68.54%
DOT	DOT	MASSACHUSETTS DEPARTMENT OF TRANSPORTATION	\$1,453,686,504	\$116,294,920	\$30,228,281.09	\$39,874,556	\$3,149,810	\$43,024,366	\$73,252,647	62.99%
		TOTAL	\$1,453,686,504	\$116,294,920	\$30,228,281.09	\$39,874,556	\$3,149,810	\$43,024,366	\$73,252,647	62.99%
EDU	DOE	DEPARTMENT OF ELEMENTARY & SECONDARY EDUCATION	\$101,367,880	\$8,109,430	\$882,598.23	\$278,971	\$222,852	\$501,823	\$1,384,421	17.07%
EDU	EDU	EXECUTIVE OFFICE OF EDUCATION	\$25,970,178	\$2,077,614	\$3,386,793.63	\$725,368	\$1,548,775	\$2,274,143	\$5,660,937	272.47%
EDU	EEC	DEPARTMENT OF EARLY EDUCATION & CARE	\$258,328,210	\$20,666,257	\$29,562,507.37	\$5,019,012	\$5,443,928	\$10,462,940	\$40,025,447	193.68%
EDU	RGT	DEPARTMENT OF HIGHER EDUCATION	\$2,060,632	\$164,851	\$0.00	\$38,282	\$124,495	\$162,777	\$162,777	98.74%
		TOTAL	\$387,726,900	\$31,018,152	\$33,831,899.23	\$6,061,633	\$7,340,050	\$13,401,683	\$47,233,582	152.28%
EED	DOB	DIVISION OF BANKS	\$332,833	\$26,627	\$25,151.07	\$42	\$12,450	\$12,493	\$37,644	141.38%
EED	DOI	DIVISION OF INSURANCE	\$864,617	\$69,169	\$3,995.58	\$3,032	\$187	\$3,219	\$7,214	10.43%
EED	DOS	DIVISION OF STANDARDS	\$203,709	\$16,297	\$156.69	\$134	\$5	\$139	\$296	1.82%
EED	EED	EXECUTIVE OFFICE OF ECONOMIC DEVELOPMENT	\$3,058,632	\$244,691	\$1,430,599.04	\$11,562	\$193,737	\$205,299	\$1,635,898	668.56%
EED	MMP	MASSACHUSETTS MARKETING PARTNERSHIP	\$3,729,366	\$298,349	\$2,168,143.10	\$0	\$4,506	\$4,506	\$2,172,650	728.22%
EED	REG	DIVISION OF PROFESSIONAL LICENSURE	\$1,161,742	\$92,939	\$594,571.15	\$14,046	\$160,433	\$174,480	\$769,051	827.48%
EED	SCA	OFFICE OF CONSUMER AFFAIRS AND BUSINESS REGULATION	\$12,158	\$973	\$1,174.72	\$640	\$585	\$1,225	\$2,400	246.73%
EED	SEA	OFFICE OF BUSINESS DEVELOPMENT	\$5,927	\$474	\$0.00	\$18	\$1,958	\$1,975	\$1,975	416.62%
EED	TAC	DEPARTMENT OF TELECOMMUNICATION AND CABLE	\$25,778	\$2,062	\$4,823.43	\$7	\$4,096	\$4,103	\$8,927	432.85%
		TOTAL	\$9,394,762	\$751,581	\$4,228,614.78	\$29,481	\$377,958	\$407,439	\$4,636,054	616.84%
EHS	DMH	DEPARTMENT OF MENTAL HEALTH	\$506,429,753	\$40,514,380	\$16,758,908.15	\$1,559,503	\$5,186,083	\$6,745,586	\$23,504,494	58.02%
EHS	DMR	DEPARTMENT OF DEVELOPMENTAL SERVICES	\$1,568,792,374	\$125,503,390	\$79,445,943.35	\$1,880,153	\$10,838,206	\$12,718,360	\$92,164,303	73.44%
EHS	DPH	DEPARTMENT OF PUBLIC HEALTH	\$601,808,923	\$48,144,714	\$60,384,997.65	\$1,731,393	\$6,187,703	\$7,919,096	\$68,304,094	141.87%
EHS	DSS	DEPARTMENT OF CHILDREN AND FAMILIES	\$455,269,585	\$36,421,567	\$36,306,675.19	\$116,069	\$314,823	\$430,892	\$36,737,567	100.87%
EHS	DYS	DEPARTMENT OF YOUTH SERVICES	\$66,692,672	\$5,335,414	\$7,030,400.99	\$281,785	\$755,905	\$1,037,690	\$8,068,091	151.22%
EHS	EHS	EXECUTIVE OFFICE OF HEALTH AND HUMAN SERVICES	\$442,725,508	\$35,418,041	\$22,612,229.59	\$17,986,465	\$5,261,725	\$23,248,190	\$45,860,419	129.48%
EHS	ELD	DEPARTMENT OF ELDER AFFAIRS	\$524,510,249	\$41,960,820	\$47,934,293.74	\$37,566,553	\$11,993,720	\$49,560,273	\$97,494,567	232.35%
EHS	MCB	MASSACHUSETTS COMMISSION FOR THE BLIND	\$12,922,868	\$1,033,829	\$14,988.83	\$1,099	\$43,472	\$44,571	\$59,560	5.76%
EHS	MCD	COMMISSION FOR THE DEAF AND HARD OF HEARING	\$4,617,989	\$369,439	\$0.00	\$13	\$42,072	\$42,085	\$42,085	11.39%
EHS	MRC	MASSACHUSETTS REHABILITATION COMMISSION	\$78,163,741	\$6,253,099	\$9,080,348.23	\$169,950	\$412,004	\$581,955	\$9,662,303	154.52%
EHS	ORI	OFFICE FOR REFUGEES AND IMMIGRANTS	\$21,820,931	\$1,745,675	\$1,529,800.70	\$26,450	\$26,125	\$52,575	\$1,582,375	90.65%
EHS	WEL	DEPARTMENT OF TRANSITIONAL ASSISTANCE	\$29,181,371	\$2,334,510	\$953,559.86	\$23,326	\$571,421	\$594,747	\$1,548,307	66.32%
		TOTAL	\$4,312,935,965	\$345,034,877	\$282,052,146.28	\$61,342,761	\$41,633,258	\$102,976,019	\$385,028,166	111.59%
ENV	AGR	DEPARTMENT OF AGRICULTURAL RESOURCES	\$1,732,015	\$138,561	\$208,293.63	\$23,465	\$58,523	\$81,987	\$290,281	209.50%
ENV	DCR	DEPARTMENT OF CONSERVATION AND RECREATION	\$106,466,131	\$8,517,290	\$583,629.98	\$3,470,789	\$1,808,789	\$5,279,578	\$5,863,208	68.84%
ENV	DPU	DEPARTMENT OF PUBLIC UTILITIES	\$1,182,710	\$94,617	\$16,190.25	\$17,688	\$52,903	\$70,591	\$86,781	91.72%
ENV	ENE	DEPARTMENT OF ENERGY RESOURCES	\$1,441,927	\$115,354	\$15,224.17	\$3,356	\$14,891	\$18,247	\$33,471	29.02%
ENV	ENV	EXECUTIVE OFFICE OF ENERGY AND ENVIRONMENTAL AFFAIRS	\$16,405,750	\$1,312,460	\$3,034,832.00	\$575,677	\$458,210	\$1,033,887	\$4,068,719	310.01%
ENV	EQE	DEPARTMENT OF ENVIRONMENTAL PROTECTION	\$11,723,172	\$937,854	\$75,668.83	\$37,641	\$527,191	\$564,832	\$640,501	68.29%
ENV	FWE	DEPARTMENT OF FISH AND GAME	\$12,359,796	\$988,784	\$114,220.71	\$8,253	\$123,774	\$132,026	\$246,247	24.90%

ENV	SRB	STATE RECLAMATION BOARD	\$1,694,389	\$135,551	\$7,216.77	\$9,368	\$40,179	\$49,547	\$56,764	41.88%
		TOTAL	\$153,005,889	\$12,240,471	\$4,055,276.34	\$4,146,235	\$3,084,461	\$7,230,696	\$11,285,973	92.20%
EOL	EOL	DEPARTMENT OF LABOR AND WORKFORCE DEVELOPMENT	\$58,568,498	\$4,685,480	\$9,368,506.11	\$572,829	\$563,908	\$1,136,737	\$10,505,243	224.21%
		TOTAL	\$58,568,498	\$4,685,480	\$9,368,506.11	\$572,829	\$563,908	\$1,136,737	\$10,505,243	224.21%
EPS	CDA	EMERGENCY MANAGEMENT AGENCY	\$18,136,936	\$1,450,955	\$55,059.03	\$25,829	\$10,749	\$36,578	\$91,637	6.32%
EPS	CHS	CRIMINAL JUSTICE INFORMATION SERVICES DEPARTMENT	\$524,479	\$41,958	\$369,063.39	\$108	\$12,495	\$12,604	\$381,667	909.63%
EPS	CJT	MUNICIPAL POLICE TRAINING COMMITTEE	\$1,814,205	\$145,136	\$1,465.95	\$2,205	\$1,537	\$3,743	\$5,208	3.59%
EPS	CME	CHIEF MEDICAL EXAMINER	\$2,183,223	\$174,658	\$166,515.54	\$3,185	\$58,322	\$61,507	\$228,023	130.55%
EPS	DFS	DEPARTMENT OF FIRE SERVICES	\$4,261,393	\$340,911	\$42,524.32	\$4,550	\$49,849	\$54,399	\$96,923	28.43%
EPS	DOC	DEPARTMENT OF CORRECTION	\$60,712,916	\$4,857,033	\$2,028,901.49	\$136,687	\$1,759,620	\$1,896,307	\$3,925,209	80.81%
EPS	EPS	EXECUTIVE OFFICE OF PUBLIC SAFETY & SECURITY	\$27,216,046	\$2,177,284	\$9,985,207.84	\$150,325	\$922,116	\$1,072,442	\$11,057,650	507.86%
EPS	MIL	MILITARY DIVISION	\$25,759,816	\$2,060,785	\$5,435,082.90	\$17,812	\$110,627	\$128,439	\$5,563,522	269.97%
EPS	PAR	PAROLE BOARD	\$2,278,530	\$182,282	\$23,721.26	\$5,500	\$13,336	\$18,836	\$42,557	23.35%
EPS	POL	DEPARTMENT OF STATE POLICE	\$45,180,992	\$3,614,479	\$1,527,744.72	\$145,111	\$1,527,752	\$1,672,864	\$3,200,608	88.55%
EPS	SOR	SEX OFFENDER REGISTRY	\$483,614	\$38,689	\$50,834.87	\$42	\$3,342	\$3,384	\$54,219	1432.49%
		TOTAL	\$188,552,150	\$15,084,172	\$20,186,121.31	\$491,355	\$4,469,747	\$4,961,102	\$25,147,223	166.71%
GOV	GOV	GOVERNORS OFFICE	\$887,875	\$71,030	\$1,022,416.34	\$29	\$0	\$29	\$1,022,446	1439.46%
		TOTAL	\$887,875	\$71,030	\$1,022,416.34	\$29	\$0	\$29	\$1,022,446	1439.46%
ITD	ITD	EXECUTIVE OFFICE OF TECHNOLOGY SERVICES AND SECURITY	\$93,818,939	\$7,505,515	\$9,563,478.99	\$2,130,729	\$2,156,671	\$4,287,400	\$13,850,879	184.54%
		TOTAL	\$93,818,939	\$7,505,515	\$9,563,478.99	\$2,130,729	\$2,156,671	\$4,287,400	\$13,850,879	184.54%
OCD	OCD	EXECUTIVE OF HOUSING AND LIVABLE COMMUNITIES	\$549,272,597	\$43,941,808	\$20,880,210.59	\$899,094	\$7,617,497	\$8,516,591	\$29,396,802	66.90%
		TOTAL	\$549,272,597	\$43,941,808	\$20,880,210.59	\$899,094	\$7,617,497	\$8,516,591	\$29,396,802	66.90%
VET	CHE	SOLDIERS' HOME IN MASSACHUSETTS	\$6,114,754	\$489,180	\$22,846.53	\$2,294	\$74,207	\$76,501	\$99,347	20.31%
VET	HLY	SOLDIERS' HOME IN HOLYOKE	\$2,091,714	\$167,337	\$138,794.47	\$10,661	\$23,239	\$33,900	\$172,694	103.20%
VET	VET	EXECUTIVE OFFICE OF VETERANS' SERVICES	\$7,429,335	\$594,347	\$690,434.62	\$38,828	\$140,713	\$179,542	\$869,976	146.38%
		TOTAL	\$15,635,803	\$1,250,864	\$852,075.62	\$51,783	\$238,159	\$289,942	\$1,142,018	91.30%
MCCA	MCCA	MASSACHUSETTS CONVENTION CENTER AUTHORITY	\$56,524,207	\$4,521,937	\$4,432,297.64	\$774,167	\$27,273	\$801,441	\$5,233,738	115.74%
		TOTAL	\$56,524,207	\$4,521,937	\$4,432,297.64	\$774,167	\$27,273	\$801,441	\$5,233,738	115.74%
MGC	MGC	MASSACHUSETTS GAMING COMMISSION	\$7,502,377	\$600,190	\$659,870.09	\$8,158	\$1,741,707	\$1,749,865	\$2,409,735	401.50%
		TOTAL	\$7,502,377	\$600,190	\$659,870.09	\$8,158	\$1,741,707	\$1,749,865	\$2,409,735	401.50%
MHA	MHA	MASSHOUSING	\$12,806,536	\$1,024,523	\$1,560,118.40	\$0	\$0	\$0	\$1,560,118	152.28%
		TOTAL	\$12,806,536	\$1,024,523	\$1,560,118.40	\$0	\$0	\$0	\$1,560,118	152.28%
		YEAR TO DATE GRAND TOTAL	\$7,686,903,695	\$614,952,296	\$433,123,748.59	\$141,930,467	\$75,636,605	\$217,567,072	\$650,690,821	105.81%

Appendix C: WBE Spending by Program Participant

Secretariat Code	Agency Code	Department Name	Discretionary Budget	Benchmark	Direct Spending	Indirect Spending: Subcontracting	Indirect Spending: Ancillary	Indirect Spending	Total Spending	% Benchmark Met
ANF	ADD	DEVELOPMENTAL DISABILITIES COUNCIL	\$68,812	\$9,634	\$57,233	\$2,324	\$2,577	\$4,901	\$62,133	644.96%
ANF	ALA	ADMINISTRATIVE LAW APPEALS DIVISION	\$199,786	\$27,970	\$49,908	\$6,239	\$14,278	\$20,517	\$70,425	251.79%
ANF	ANF	EXECUTIVE OFFICE FOR ADMINISTRATION AND FINANCE	\$26,942,161	\$3,771,903	\$3,486,984	\$131,531	\$1,560,907	\$1,692,437	\$5,179,421	137.32%
ANF	ATB	APPELLATE TAX BOARD	\$4,417	\$618	\$1,773	\$1,414	\$297	\$1,711	\$3,485	563.50%
ANF	BSB	BUREAU OF THE STATE HOUSE	\$1,480,845	\$207,318	\$62,141	\$46,382	\$86,295	\$132,677	\$194,818	93.97%
ANF	CSC	CIVIL SERVICE COMMISSION	\$10,968	\$1,535	\$8,481	\$1,265	\$1,133	\$2,398	\$10,879	708.49%
ANF	DCP	CAPITAL ASSET MANAGEMENT AND MAINTENANCE DIVISION	\$329,269,338	\$46,097,707	\$14,425,510	\$32,152,764	\$3,159,039	\$35,311,803	\$49,737,313	107.90%
ANF	DOR	DEPARTMENT OF REVENUE	\$11,749,900	\$1,644,986	\$2,807,586	\$161,942	\$227,518	\$389,460	\$3,197,045	194.35%
ANF	GIC	GROUP INSURANCE COMMISSION	\$1,414,649	\$198,051	\$323,409	\$2,248,250	\$67,690	\$2,315,940	\$2,639,349	1332.66%
ANF	HRD	HUMAN RESOURCES DIVISION	\$3,276,578	\$458,721	\$1,592,337	\$255,586	\$28,345	\$283,931	\$1,876,267	409.02%
ANF	LIB	GEORGE FINGOLD LIBRARY	\$14,602	\$2,044	\$6,655	\$133	\$429	\$563	\$7,218	353.07%
ANF	OHA	MASSACHUSETTS OFFICE ON DISABILITY	\$12,260	\$1,716	\$953	\$0	\$0	\$0	\$953	55.52%
ANF	OSD	DIVISION OF OPERATIONAL SERVICES	\$7,394,055	\$1,035,168	\$229,081	\$135,379	\$495,282	\$630,661	\$859,741	83.05%
ANF	PER	PUBLIC EMPLOYEE RETIREMENT ADMINISTRATION	\$1,269,060	\$177,668	\$149,911	\$1,995	\$26,200	\$28,195	\$178,105	100.25%
ANF	SDO	SUPPLIER DIVERSITY OFFICE	\$91,752	\$12,845	\$15,241	\$25	\$260	\$285	\$15,527	120.87%
ANF	TRB	TEACHERS RETIREMENT BOARD	\$600,942	\$84,132	\$214,759	\$8,872	\$173,828	\$182,700	\$397,459	472.42%
		TOTAL	\$383,800,124	\$53,732,017	\$23,431,961	\$35,154,101	\$5,844,078	\$40,998,178	\$64,430,139	119.91%
CAD	CAD	COMMISSION AGAINST DISCRIMINATION	\$1,189,644	\$166,550	\$155,354	\$74,571	\$55,183	\$129,754	\$285,108	171.18%
		TOTAL	\$1,189,644	\$166,550	\$155,354	\$74,571	\$55,183	\$129,754	\$285,108	171.18%
DAC	DAC	DISABLED PERSONS PROTECTION COMMISSION	\$1,594,924	\$223,289	\$323,409	\$15,588	\$46,984	\$62,571	\$385,981	172.86%
		TOTAL	\$1,594,924	\$223,289	\$323,409	\$15,588	\$46,984	\$62,571	\$385,981	172.86%
DOT	DOT	MASSACHUSETTS DEPARTMENT OF TRANSPORTATION	\$1,453,686,504	\$203,516,111	\$114,619,059	\$84,410,844	\$5,820,325	\$90,231,169	\$204,850,228	100.66%
		TOTAL	\$1,453,686,504	\$203,516,111	\$114,619,059	\$84,410,844	\$5,820,325	\$90,231,169	\$204,850,228	100.66%
EDU	DOE	DEPARTMENT OF ELEMENTARY & SECONDARY EDUCATION	\$101,367,880	\$14,191,503	\$8,659,657	\$707,698	\$1,263,257	\$1,970,955	\$10,630,611	74.91%
EDU	EDU	EXECUTIVE OFFICE OF EDUCATION	\$25,970,178	\$3,635,825	\$2,953,456	\$223,378	\$463,502	\$686,880	\$3,640,336	100.12%
EDU	EEC	DEPARTMENT OF EARLY EDUCATION & CARE	\$258,328,210	\$36,165,949	\$85,448,265	\$740,075	\$8,336,825	\$9,076,900	\$94,525,166	261.37%
EDU	RGT	DEPARTMENT OF HIGHER EDUCATION	\$2,060,632	\$288,489	\$29,723	\$16,640	\$71,485	\$88,125	\$117,848	40.85%
		TOTAL	\$387,726,900	\$54,281,766	\$97,091,100	\$1,687,792	\$10,135,069	\$11,822,861	\$108,913,961	200.65%
EED	DOB	DIVISION OF BANKS	\$332,833	\$46,597	\$24,527	\$28,302	\$9,913	\$31,215	\$55,742	119.63%
EED	DOI	DIVISION OF INSURANCE	\$864,617	\$121,046	\$334	\$2,003	\$3,794	\$5,798	\$6,132	5.07%
EED	DOS	DIVISION OF STANDARDS	\$203,709	\$28,519	\$157	\$394	\$2,124	\$2,518	\$2,675	9.38%
EED	EED	EXECUTIVE OFFICE OF ECONOMIC DEVELOPMENT	\$3,058,632	\$428,208	\$579,258	\$1,023,861	\$331,239	\$1,355,100	\$1,934,358	451.73%
EED	MMP	MASSACHUSETTS MARKETING PARTNERSHIP	\$3,729,366	\$522,111	\$210,545	\$98,426	\$1,331	\$99,757	\$310,302	59.43%
EED	REG	DIVISION OF PROFESSIONAL LICENSURE	\$1,161,742	\$162,644	\$445,817	\$12,941	\$160,708	\$173,649	\$619,466	380.87%
EED	SCA	OFFICE OF CONSUMER AFFAIRS AND BUSINESS REGULATION	\$12,158	\$1,702	\$12,747	\$11,476	\$936	\$12,412	\$25,160	1478.19%
EED	SEA	OFFICE OF BUSINESS DEVELOPMENT	\$5,927	\$830	\$368	\$1,335	\$2,369	\$3,703	\$4,071	490.65%
EED	TAC	DEPARTMENT OF TELECOMMUNICATION AND CABLE	\$25,778	\$3,609	\$3,751	\$579	\$1,774	\$2,353	\$6,104	169.14%
		TOTAL	\$9,394,762	\$1,315,267	\$1,277,505	\$1,179,317	\$507,188	\$1,686,505	\$2,964,010	225.35%
EHS	DMH	DEPARTMENT OF MENTAL HEALTH	\$506,429,753	\$70,900,165	\$139,849,114	\$2,616,035	\$7,655,366	\$10,271,400	\$150,120,514	211.74%
EHS	DMR	DEPARTMENT OF DEVELOPMENTAL SERVICES	\$1,568,792,374	\$219,630,932	\$369,497,540	\$9,029,553	\$14,180,051	\$23,209,604	\$392,707,144	178.80%
EHS	DPH	DEPARTMENT OF PUBLIC HEALTH	\$601,808,923	\$84,253,249	\$135,604,545	\$13,475,012	\$25,988,065	\$39,463,077	\$175,067,622	207.79%
EHS	DSS	DEPARTMENT OF CHILDREN AND FAMILIES	\$455,269,585	\$63,737,742	\$92,661,137	\$382,074	\$1,180,347	\$1,562,421	\$94,223,558	147.83%
EHS	DYS	DEPARTMENT OF YOUTH SERVICES	\$66,692,672	\$9,336,974	\$19,522,513	\$677,641	\$1,481,608	\$2,159,249	\$21,681,762	232.21%
EHS	EHS	EXECUTIVE OFFICE OF HEALTH AND HUMAN SERVICES	\$442,725,508	\$61,981,571	\$41,218,357	\$1,566,795	\$8,337,272	\$9,904,067	\$51,122,424	82.48%
EHS	ELD	DEPARTMENT OF ELDER AFFAIRS	\$524,510,249	\$73,431,435	\$31,903,491	\$64,939,691	\$11,379,531	\$76,319,222	\$108,222,713	147.38%
EHS	MCB	MASSACHUSETTS COMMISSION FOR THE BLIND	\$12,922,868	\$1,809,202	\$2,614,600	\$111,041	\$50,230	\$161,271	\$2,775,871	153.43%
EHS	MCD	COMMISSION FOR THE DEAF AND HARD OF HEARING	\$4,617,989	\$646,518	\$1,833,209	\$117	\$57,332	\$57,450	\$1,890,658	292.44%
EHS	MRC	MASSACHUSETTS REHABILITATION COMMISSION	\$78,163,741	\$10,942,924	\$8,288,888	\$2,116,913	\$900,555	\$3,017,468	\$11,306,356	103.32%
EHS	ORI	OFFICE FOR REFUGEES AND IMMIGRANTS	\$21,820,931	\$3,054,930	\$135,679	\$1,105	\$516,454	\$517,559	\$653,237	21.38%
EHS	WEL	DEPARTMENT OF TRANSITIONAL ASSISTANCE	\$29,181,371	\$4,085,392	\$1,985,685	\$668,972	\$2,027,467	\$2,696,439	\$4,682,124	114.61%
		TOTAL	\$4,312,935,965	\$603,811,035	\$845,114,757	\$95,584,949	\$73,754,278	\$169,339,227	\$1,014,453,984	168.01%
ENV	AGR	DEPARTMENT OF AGRICULTURAL RESOURCES	\$1,732,015	\$242,482	\$247,310	\$86,358	\$90,523	\$176,881	\$424,191	174.94%
ENV	DCR	DEPARTMENT OF CONSERVATION AND RECREATION	\$106,466,131	\$14,905,258	\$6,095,849	\$7,254,105	\$4,447,513	\$11,701,618	\$17,797,467	119.40%
ENV	DPU	DEPARTMENT OF PUBLIC UTILITIES	\$1,182,710	\$165,579	\$485,887	\$60,619	\$149,790	\$210,409	\$696,296	420.52%
ENV	ENE	DEPARTMENT OF ENERGY RESOURCES	\$1,441,927	\$201,870	\$47,697	\$31,042	\$159,771	\$190,813	\$238,510	118.15%

ENV	ENV	EXECUTIVE OFFICE OF ENERGY AND ENVIRONMENTAL AFFAIRS	\$16,405,750	\$2,296,805	\$2,240,013	\$220,922	\$1,062,521	\$1,283,443	\$3,523,457	153.41%
ENV	EQE	DEPARTMENT OF ENVIRONMENTAL PROTECTION	\$11,723,172	\$1,641,244	\$2,199,025	\$88,337	\$355,973	\$444,310	\$2,643,335	161.06%
ENV	FWE	DEPARTMENT OF FISH AND GAME	\$12,359,796	\$1,730,371	\$3,344,222	\$67,986	\$199,502	\$267,489	\$3,611,711	208.72%
ENV	SRB	STATE RECLAMATION BOARD	\$1,694,389	\$237,214	\$20,546	\$19,333	\$162,840	\$182,172	\$202,719	85.46%
		TOTAL	\$153,005,889	\$21,420,824	\$14,680,549	\$7,828,702	\$6,628,434	\$14,457,136	\$29,137,686	136.03%
EOL	EOL	DEPARTMENT OF LABOR AND WORKFORCE DEVELOPMENT	\$58,568,498	\$8,199,590	\$27,412,548	\$427,364	\$1,243,763	\$1,671,127	\$29,083,675	354.70%
		TOTAL	\$58,568,498	\$8,199,590	\$27,412,548	\$427,364	\$1,243,763	\$1,671,127	\$29,083,675	354.70%
EPS	CDA	EMERGENCY MANAGEMENT AGENCY	\$18,136,936	\$2,539,171	\$365,319	\$23,638	\$62,991	\$86,629	\$451,948	17.80%
EPS	CHS	CRIMINAL JUSTICE INFORMATION SERVICES DEPARTMENT	\$524,479	\$73,427	\$83,130	\$9,667	\$10,410	\$20,077	\$103,206	140.56%
EPS	CJT	MUNICIPAL POLICE TRAINING COMMITTEE	\$1,814,205	\$253,989	\$98,667	\$99,819	\$21,380	\$121,200	\$219,867	86.57%
EPS	CME	CHIEF MEDICAL EXAMINER	\$2,183,223	\$305,651	\$251,274	\$212,893	\$173,958	\$386,850	\$638,124	208.78%
EPS	DFS	DEPARTMENT OF FIRE SERVICES	\$4,261,393	\$596,595	\$424,580	\$23,758	\$190,868	\$214,626	\$639,207	107.14%
EPS	DOC	DEPARTMENT OF CORRECTION	\$60,712,916	\$8,499,808	\$3,038,649	\$1,940,567	\$3,758,922	\$5,699,489	\$8,738,138	102.80%
EPS	EPS	EXECUTIVE OFFICE OF PUBLIC SAFETY & SECURITY	\$27,216,046	\$3,810,246	\$3,348,880	\$201,577	\$1,201,232	\$1,402,808	\$4,751,688	124.71%
EPS	MIL	MILITARY DIVISION	\$25,759,816	\$3,606,374	\$6,934,339	\$26,922	\$368,063	\$394,984	\$7,329,324	203.23%
EPS	PAR	PAROLE BOARD	\$2,278,530	\$318,994	\$67,634	\$12,484	\$17,481	\$29,965	\$97,599	30.60%
EPS	POL	DEPARTMENT OF STATE POLICE	\$45,180,992	\$6,325,339	\$1,868,904	\$1,465,826	\$6,846,037	\$8,311,863	\$10,180,767	160.95%
EPS	SOR	SEX OFFENDER REGISTRY	\$483,614	\$67,706	\$6,134	\$11,716	\$14,442	\$26,158	\$32,292	47.69%
		TOTAL	\$188,552,150	\$26,397,301	\$16,487,510	\$4,028,867	\$12,665,783	\$16,694,650	\$33,182,160	125.70%
GOV	GOV	GOVERNORS OFFICE	\$887,875	\$124,303	\$1,030,127	\$2,265	\$1,763	\$4,028	\$1,034,154	831.97%
		TOTAL	\$887,875	\$124,303	\$1,030,127	\$2,265	\$1,763	\$4,028	\$1,034,154	831.97%
ITD	ITD	EXECUTIVE OFFICE OF TECHNOLOGY SERVICES AND SECURITY	\$93,818,939	\$13,134,652	\$6,063,740	\$2,827,410	\$3,881,137	\$6,708,547	\$12,772,288	97.24%
		TOTAL	\$93,818,939	\$13,134,652	\$6,063,740	\$2,827,410	\$3,881,137	\$6,708,547	\$12,772,288	97.24%
OCD	OCD	EXECUTIVE OFFICE OF HOUSING AND LIVABLE COMMUNITIES	\$549,272,597	\$76,898,164	\$64,910,090	\$4,007,164	\$6,015,234	\$10,022,398	\$74,932,487	97.44%
		TOTAL	\$549,272,597	\$76,898,164	\$64,910,090	\$4,007,164	\$6,015,234	\$10,022,398	\$74,932,487	97.44%
VET	CHE	SOLDIERS' HOME IN MASSACHUSETTS	\$6,114,754	\$856,065	\$113,950	\$482,735	\$680,625	\$1,163,360	\$1,277,310	149.21%
VET	HLY	SOLDIERS' HOME IN HOLYOKE	\$2,091,714	\$292,840	\$120,199	\$98,450	\$253,005	\$351,454	\$471,653	161.06%
VET	VET	EXECUTIVE OFFICE OF VETERANS' SERVICES	\$7,429,335	\$1,040,107	\$1,323,401	\$70,474	\$169,899	\$240,373	\$1,563,773	150.35%
		TOTAL	\$15,635,803	\$2,189,012	\$1,557,550	\$651,659	\$1,103,528	\$1,755,187	\$3,312,736	151.33%
MCCA	MCCA	MASSACHUSETTS CONVENTION CENTER AUTHORITY	\$56,524,207	\$7,913,389	\$479,764	\$1,939,430	\$1,450,916	\$3,390,346	\$3,870,110	48.91%
		TOTAL	\$56,524,207	\$7,913,389	\$479,764	\$1,939,430	\$1,450,916	\$3,390,346	\$3,870,110	48.91%
MGC	MGC	MASSACHUSETTS GAMING COMMISSION	\$7,502,377	\$1,050,333	\$3,791,078	\$33,828	\$136,432	\$170,260	\$3,961,338	377.15%
		TOTAL	\$7,502,377	\$1,050,333	\$3,791,078	\$33,828	\$136,432	\$170,260	\$3,961,338	377.15%
MHA	MHA	MASSHOUSING	\$12,806,536	\$1,792,915	\$852,931	\$0	\$0	\$0	\$852,931	47.57%
		TOTAL	\$12,806,536	\$1,792,915	\$852,931	\$0	\$0	\$0	\$852,931	47.57%
		YEAR TO DATE GRAND TOTAL	\$7,686,903,695	\$1,076,166,517	\$1,219,279,032	\$239,853,848	\$129,290,095	\$369,143,944	\$1,588,422,976	147.60%

Appendix D: Veteran (VBE/SDVOBE) Spending by Program Participant

Secretariat Code	Agency Code	Department Name	Discretionary Budget	Benchmark	Direct Spending	Indirect Spending: Subcontracting	Indirect Spending: Ancillary	Indirect Spending	Total Spending	% Benchmark Met
ANF	ADD	DEVELOPMENTAL DISABILITIES COUNCIL	\$68,812	\$2,064	\$0	\$0	\$0	\$0	\$0	0.00%
ANF	ALA	ADMINISTRATIVE LAW APPEALS DIVISION	\$199,786	\$5,994	\$0	\$55	\$146	\$201	\$201	3.35%
ANF	ANF	EXECUTIVE OFFICE FOR ADMINISTRATION AND FINANCE	\$26,942,161	\$808,265	\$402,073	\$287,950	\$116,035	\$403,985	\$806,058	99.73%
ANF	ATB	APPELLATE TAX BOARD	\$4,417	\$133	\$0	\$0	\$0	\$0	\$0	0.00%
ANF	BSB	BUREAU OF THE STATE HOUSE	\$1,480,845	\$44,425	\$0	\$63,414	\$706	\$64,120	\$64,120	144.33%
ANF	CSC	CIVIL SERVICE COMMISSION	\$10,968	\$329	\$0	\$0	\$0	\$0	\$0	0.00%
ANF	DCP	CAPITAL ASSET MANAGEMENT AND MAINTENANCE DIVISION	\$329,269,338	\$9,878,080	\$2,185,226	\$409,956	\$137,615	\$547,571	\$2,732,797	27.67%
ANF	DOR	DEPARTMENT OF REVENUE	\$11,749,900	\$352,497	\$0	\$138,320	\$25,625	\$163,945	\$163,945	46.51%
ANF	GIC	GROUP INSURANCE COMMISSION	\$1,414,649	\$42,439	\$0	\$0	\$0	\$0	\$0	0.00%
ANF	HRD	HUMAN RESOURCES DIVISION	\$3,276,578	\$98,297	\$12,517	\$574	\$7,322	\$7,896	\$20,413	20.77%
ANF	LIB	GEORGE FINGOLD LIBRARY	\$14,602	\$438	\$0	\$0	\$0	\$0	\$0	0.00%
ANF	OHA	MASSACHUSETTS OFFICE ON DISABILITY	\$12,260	\$368	\$0	\$0	\$0	\$0	\$0	0.00%
ANF	OSD	DIVISION OF OPERATIONAL SERVICES	\$7,394,055	\$221,822	\$1,863	\$4,725	\$45,257	\$49,982	\$51,846	23.37%
ANF	PER	PUBLIC EMPLOYEE RETIREMENT ADMINISTRATION	\$1,269,060	\$38,072	\$0	\$19,811	\$55,589	\$75,400	\$75,400	198.05%
ANF	SDO	SUPPLIER DIVERSITY OFFICE	\$91,752	\$2,753	\$0	\$0	\$0	\$0	\$0	0.00%
ANF	TRB	TEACHERS RETIREMENT BOARD	\$600,942	\$18,028	\$6,123	\$0	\$906	\$906	\$7,029	38.99%
		TOTAL	\$383,800,124	\$11,514,004	\$2,607,802	\$924,806	\$389,200	\$1,314,006	\$3,921,808	34.06%
CAD	CAD	COMMISSION AGAINST DISCRIMINATION	\$1,189,644	\$35,689	\$0	\$7,075	\$13,534	\$20,609	\$20,609	57.75%
		TOTAL	\$1,189,644	\$35,689	\$0	\$7,075	\$13,534	\$20,609	\$20,609	57.75%
DAC	DAC	DISABLED PERSONS PROTECTION COMMISSION	\$1,594,924	\$47,848	\$829	\$71,760	\$28,523	\$100,283	\$101,112	211.32%
		TOTAL	\$1,594,924	\$47,848	\$829	\$71,760	\$28,523	\$100,283	\$101,112	211.32%
DOT	DOT	MASSACHUSETTS DEPARTMENT OF TRANSPORTATION	\$1,453,686,504	\$43,610,595	\$996,851	\$2,790,627	\$461,750	\$3,252,377	\$4,249,228	9.74%
		TOTAL	\$1,453,686,504	\$43,610,595	\$996,851	\$2,790,627	\$461,750	\$3,252,377	\$4,249,228	9.74%
EDU	DOE	DEPARTMENT OF ELEMENTARY & SECONDARY EDUCATION	\$101,367,880	\$3,041,036	\$0	\$2,155	\$603,114	\$605,270	\$605,270	19.90%
EDU	EDU	EXECUTIVE OFFICE OF EDUCATION	\$25,970,178	\$779,105	\$328	\$288,991	\$534,407	\$823,398	\$823,726	105.73%
EDU	EEC	DEPARTMENT OF EARLY EDUCATION & CARE	\$258,328,210	\$7,749,846	\$875	\$0	\$412,912	\$412,912	\$413,787	5.34%
EDU	RGT	DEPARTMENT OF HIGHER EDUCATION	\$2,060,632	\$61,819	\$0	\$10	\$150	\$160	\$160	0.26%
		TOTAL	\$387,726,900	\$11,631,807	\$1,203	\$291,157	\$1,550,584	\$1,841,740	\$1,842,943	15.84%
EED	DOB	DIVISION OF BANKS	\$332,833	\$9,985	\$0	\$0	\$0	\$0	\$0	0.00%
EED	DOI	DIVISION OF INSURANCE	\$864,617	\$25,939	\$0	\$0	\$0	\$0	\$0	0.00%
EED	DOS	DIVISION OF STANDARDS	\$203,709	\$6,111	\$0	\$0	\$0	\$0	\$0	0.00%
EED	EED	EXECUTIVE OFFICE OF ECONOMIC DEVELOPMENT	\$3,058,632	\$91,759	\$0	\$4	\$39,301	\$39,305	\$39,305	42.84%
EED	MMP	MASSACHUSETTS MARKETING PARTNERSHIP	\$3,729,366	\$111,881	\$0	\$0	\$0	\$0	\$0	0.00%
EED	REG	DIVISION OF PROFESSIONAL LICENSURE	\$1,161,742	\$34,852	\$0	\$0	\$19,553	\$19,553	\$19,553	56.10%
EED	SCA	OFFICE OF CONSUMER AFFAIRS AND BUSINESS REGULATION	\$12,158	\$365	\$0	\$0	\$0	\$0	\$0	0.00%
EED	SEA	OFFICE OF BUSINESS DEVELOPMENT	\$5,927	\$178	\$0	\$0	\$0	\$0	\$0	0.00%
EED	TAC	DEPARTMENT OF TELECOMMUNICATION AND CABLE	\$25,778	\$773	\$0	\$0	\$0	\$0	\$0	0.00%
		TOTAL	\$9,394,762	\$281,843	\$0	\$4	\$58,855	\$58,859	\$58,859	20.88%
EHS	DMH	DEPARTMENT OF MENTAL HEALTH	\$506,429,753	\$15,192,893	\$525,433	\$226,608	\$1,006,988	\$1,233,596	\$1,759,028	11.58%
EHS	DMR	DEPARTMENT OF DEVELOPMENTAL SERVICES	\$1,568,792,374	\$47,063,771	\$1,508,854	\$1,977	\$1,343,992	\$1,345,968	\$2,854,822	6.07%
EHS	DPH	DEPARTMENT OF PUBLIC HEALTH	\$601,808,923	\$18,054,268	\$1,261,889	\$726,306	\$12,464,377	\$13,190,682	\$14,452,571	80.05%
EHS	DSS	DEPARTMENT OF CHILDREN AND FAMILIES	\$455,269,585	\$13,658,088	\$0	\$148,927	\$86,942	\$235,869	\$235,869	1.73%
EHS	DYS	DEPARTMENT OF YOUTH SERVICES	\$66,692,672	\$2,000,780	\$42,968	\$108	\$194,609	\$194,717	\$237,686	11.88%
EHS	EHS	EXECUTIVE OFFICE OF HEALTH AND HUMAN SERVICES	\$442,725,508	\$13,281,765	\$1,326,705	\$3,272,289	\$239,898	\$3,512,187	\$4,838,892	36.43%
EHS	ELD	DEPARTMENT OF ELDER AFFAIRS	\$524,510,249	\$15,735,307	\$0	\$122,181	\$116	\$122,296	\$122,296	0.78%
EHS	MCB	MASSACHUSETTS COMMISSION FOR THE BLIND	\$12,922,868	\$387,686	\$0	\$163	\$2,528	\$2,692	\$2,692	0.69%
EHS	MCD	COMMISSION FOR THE DEAF AND HARD OF HEARING	\$4,617,989	\$138,540	\$0	\$16	\$8,647	\$8,664	\$8,664	6.25%
EHS	MRC	MASSACHUSETTS REHABILITATION COMMISSION	\$78,163,741	\$2,344,912	\$39,561	\$382	\$31,145	\$31,528	\$71,089	3.03%
EHS	ORI	OFFICE FOR REFUGEES AND IMMIGRANTS	\$21,820,931	\$654,628	\$0	\$0	\$145	\$145	\$145	0.02%
EHS	WEL	DEPARTMENT OF TRANSITIONAL ASSISTANCE	\$29,181,371	\$875,441	\$0	\$166,732	\$1,029	\$167,761	\$167,761	19.16%
		TOTAL	\$4,312,935,965	\$129,388,079	\$4,705,410	\$4,665,688	\$15,380,417	\$20,046,105	\$24,751,515	19.13%
ENV	AGR	DEPARTMENT OF AGRICULTURAL RESOURCES	\$1,732,015	\$51,960	\$95,929	\$1	\$4,049	\$4,050	\$99,978	192.41%
ENV	DCR	DEPARTMENT OF CONSERVATION AND RECREATION	\$106,466,131	\$3,193,984	\$1,390,881	\$2,046,006	\$80,055	\$2,126,061	\$3,516,942	110.11%
ENV	DPU	DEPARTMENT OF PUBLIC UTILITIES	\$1,182,710	\$35,481	\$0	\$0	\$0	\$0	\$0	0.00%
ENV	ENE	DEPARTMENT OF ENERGY RESOURCES	\$1,441,927	\$43,258	\$0	\$311	\$582	\$894	\$894	2.07%

ENV	ENV	EXECUTIVE OFFICE OF ENERGY AND ENVIRONMENTAL AFFAIRS	\$16,405,750	\$492,172	\$0	\$250,138	\$25,441	\$275,578	\$275,578	55.99%
ENV	EQE	DEPARTMENT OF ENVIRONMENTAL PROTECTION	\$11,723,172	\$351,695	\$589,106	\$1,519	\$78,410	\$79,929	\$669,036	190.23%
ENV	FWE	DEPARTMENT OF FISH AND GAME	\$12,359,796	\$370,794	\$179,950	\$56	\$2,969	\$3,025	\$182,975	49.35%
ENV	SRB	STATE RECLAMATION BOARD	\$1,694,389	\$50,832	\$22,828	\$75	\$6,962	\$7,037	\$29,866	58.75%
		TOTAL	\$153,005,889	\$4,590,177	\$2,278,695	\$2,298,106	\$198,469	\$2,496,575	\$4,775,269	104.03%
EOL	EOL	DEPARTMENT OF LABOR AND WORKFORCE DEVELOPMENT	\$58,568,498	\$1,757,055	\$206,219	\$2	\$10,062	\$10,064	\$216,283	12.31%
		TOTAL	\$58,568,498	\$1,757,055	\$206,219	\$2	\$10,062	\$10,064	\$216,283	12.31%
EPS	CDA	EMERGENCY MANAGEMENT AGENCY	\$18,136,936	\$544,108	\$1,109	\$68	\$3,159	\$3,227	\$4,336	0.80%
EPS	CHS	CRIMINAL JUSTICE INFORMATION SERVICES DEPARTMENT	\$524,479	\$15,734	\$0	\$63	\$927	\$989	\$989	6.29%
EPS	CJT	MUNICIPAL POLICE TRAINING COMMITTEE	\$1,814,205	\$54,426	\$0	\$0	\$4,644	\$4,644	\$4,644	8.53%
EPS	CME	CHIEF MEDICAL EXAMINER	\$2,183,223	\$65,497	\$18,596	\$0	\$61,672	\$61,672	\$80,268	122.55%
EPS	DFS	DEPARTMENT OF FIRE SERVICES	\$4,261,393	\$127,842	\$7,381	\$6	\$5,422	\$5,429	\$12,810	10.02%
EPS	DOC	DEPARTMENT OF CORRECTION	\$60,712,916	\$1,821,387	\$874,903	\$7,194	\$87,734	\$94,928	\$969,831	53.25%
EPS	EPS	EXECUTIVE OFFICE OF PUBLIC SAFETY & SECURITY	\$27,216,046	\$816,481	\$197,358	\$249,498	\$251,456	\$500,954	\$698,312	85.53%
EPS	MIL	MILITARY DIVISION	\$25,759,816	\$772,794	\$3,586,499	\$0	\$366	\$366	\$3,586,865	464.14%
EPS	PAR	PAROLE BOARD	\$2,278,530	\$68,356	\$0	\$0	\$0	\$0	\$0	0.00%
EPS	POL	DEPARTMENT OF STATE POLICE	\$45,180,992	\$1,355,430	\$948,873	\$4,796	\$1,424,253	\$1,429,049	\$2,377,922	175.44%
EPS	SOR	SEX OFFENDER REGISTRY	\$483,614	\$14,508	\$0	\$0	\$17,810	\$17,810	\$17,810	122.76%
		TOTAL	\$188,552,150	\$5,656,564	\$5,634,720	\$261,625	\$1,857,444	\$2,119,068	\$7,753,789	137.08%
GOV	GOV	GOVERNORS OFFICE	\$887,875	\$26,636	\$0	\$0	\$0	\$0	\$0	0.00%
		TOTAL	\$887,875	\$26,636	\$0	\$0	\$0	\$0	\$0	0.00%
ITD	ITD	EXECUTIVE OFFICE OF TECHNOLOGY SERVICES AND SECURITY	\$93,818,939	\$2,814,568	\$147,787	\$1,874,533	\$250,757	\$2,125,290	\$2,273,077	80.76%
		TOTAL	\$93,818,939	\$2,814,568	\$147,787	\$1,874,533	\$250,757	\$2,125,290	\$2,273,077	80.76%
OCD	OCD	DEPARTMENT OF HOUSING AND COMMUNITY DEVELOPMENT	\$549,272,597	\$16,478,178	\$0	\$0	\$1,433,738	\$1,433,738	\$1,433,738	8.70%
		TOTAL	\$549,272,597	\$16,478,178	\$0	\$0	\$1,433,738	\$1,433,738	\$1,433,738	8.70%
VET	CHE	SOLDIERS' HOME IN MASSACHUSETTS	\$6,114,754	\$183,443	\$61,256	\$0	\$598,070	\$598,070	\$659,326	359.42%
VET	HLY	SOLDIERS' HOME IN HOLYOKE	\$2,091,714	\$62,751	\$87,536	\$7,526	\$453,617	\$461,143	\$548,679	874.37%
VET	VET	EXECUTIVE OFFICE OF VETERANS' SERVICES	\$7,429,335	\$222,880	\$0	\$4,029	\$107,011	\$111,040	\$111,040	49.82%
		TOTAL	\$15,635,803	\$469,074	\$148,792	\$11,556	\$1,158,698	\$1,170,254	\$1,319,045	281.20%
MCCA	MCCA	MASSACHUSETTS CONVENTION CENTER AUTHORITY	\$56,524,207	\$1,695,726	\$0	\$26,029	\$106,172	\$132,201	\$132,201	7.80%
		TOTAL	\$56,524,207	\$1,695,726	\$0	\$26,029	\$106,172	\$132,201	\$132,201	7.80%
MGC	MGC	MASSACHUSETTS GAMING COMMISSION	\$7,502,377	\$225,071	\$27,986	\$0	\$11,291	\$11,291	\$39,278	17.45%
		TOTAL	\$7,502,377	\$225,071	\$27,986	\$0	\$11,291	\$11,291	\$39,278	17.45%
MHA	MHA	MASSHOUSING	\$12,806,536	\$384,196	\$293,944	\$0	\$0	\$0	\$293,944	76.51%
		TOTAL	\$12,806,536	\$384,196	\$293,944	\$0	\$0	\$0	\$293,944	76.51%
		YEAR TO DATE GRAND TOTAL	\$7,686,903,695	\$230,607,111	\$17,050,237	\$13,222,968	\$22,909,493	\$36,132,461	\$53,182,698	23.06%

Appendix E: SBPP Spending by Program Participant

Secretariat Code	Agency Code	Department Name	Discretionary Budget	Benchmark	Direct Spending	Indirect Spending: Subcontracting	Indirect Spending: Ancillary	Indirect Spending	Total Spending	% Benchmark Met
ANF	ADD	DEVELOPMENTAL DISABILITIES COUNCIL	\$68,812	\$2,271	\$58,103	\$0	\$0	\$0	\$58,103	2558.68%
ANF	ALA	ADMINISTRATIVE LAW APPEALS DIVISION	\$199,786	\$6,593	\$822	\$0	\$0	\$0	\$822	12.47%
ANF	ANF	EXECUTIVE OFFICE FOR ADMINISTRATION AND FINANCE	\$26,942,161	\$889,091	\$958,958	\$0	\$0	\$0	\$958,958	107.86%
ANF	ATB	APPELLATE TAX BOARD	\$4,417	\$146	\$0	\$0	\$0	\$0	\$0	0.00%
ANF	BSB	BUREAU OF THE STATE HOUSE	\$1,480,845	\$48,868	\$220,674	\$0	\$0	\$0	\$220,674	451.57%
ANF	CSC	CIVIL SERVICE COMMISSION	\$10,968	\$362	\$0	\$0	\$0	\$0	\$0	0.00%
ANF	DCP	CAPITAL ASSET MANAGEMENT AND MAINTENANCE DIVISION	\$329,269,338	\$10,865,888	\$9,987,274	\$0	\$0	\$0	\$9,987,274	91.91%
ANF	DOR	DEPARTMENT OF REVENUE	\$11,749,900	\$387,747	\$179,721	\$0	\$0	\$0	\$179,721	46.35%
ANF	GIC	GROUP INSURANCE COMMISSION	\$1,414,649	\$46,683	\$378	\$0	\$0	\$0	\$378	0.81%
ANF	HRD	HUMAN RESOURCES DIVISION	\$3,276,578	\$108,127	\$32,627	\$0	\$0	\$0	\$32,627	30.18%
ANF	LIB	GEORGE FINGOLD LIBRARY	\$14,602	\$482	\$5,061	\$0	\$0	\$0	\$5,061	1050.25%
ANF	OHA	MASSACHUSETTS OFFICE ON DISABILITY	\$12,260	\$405	\$1,146	\$0	\$0	\$0	\$1,146	283.14%
ANF	OSD	DIVISION OF OPERATIONAL SERVICES	\$7,394,055	\$244,004	\$248,863	\$0	\$0	\$0	\$248,863	101.99%
ANF	PER	PUBLIC EMPLOYEE RETIREMENT ADMINISTRATION	\$1,269,060	\$41,879	\$1,364	\$0	\$0	\$0	\$1,364	3.26%
ANF	SDO	SUPPLIER DIVERSITY OFFICE	\$91,752	\$3,028	\$121,594	\$0	\$0	\$0	\$121,594	4015.88%
ANF	TRB	TEACHERS RETIREMENT BOARD	\$600,942	\$19,831	\$30,845	\$0	\$0	\$0	\$30,845	155.54%
		TOTAL	\$383,800,124	\$12,665,404	\$11,847,429	\$0	\$0	\$0	\$11,847,429	93.54%
CAD	CAD	COMMISSION AGAINST DISCRIMINATION	\$1,189,644	\$39,258	\$1,013,733	\$0	\$0	\$0	\$1,013,733	2582.22%
		TOTAL	\$1,189,644	\$39,258	\$1,013,733	\$0	\$0	\$0	\$1,013,733	2582.22%
DAC	DAC	DISABLED PERSONS PROTECTION COMMISSION	\$1,594,924	\$52,632	\$29,216	\$0	\$0	\$0	\$29,216	55.51%
		TOTAL	\$1,594,924	\$52,632	\$29,216	\$0	\$0	\$0	\$29,216	55.51%
DOT	DOT	MASSACHUSETTS DEPARTMENT OF TRANSPORTATION	\$1,453,686,504	\$47,971,655	\$50,639,818	\$0	\$0	\$0	\$50,639,818	105.56%
		TOTAL	\$1,453,686,504	\$47,971,655	\$50,639,818	\$0	\$0	\$0	\$50,639,818	105.56%
EDU	DOE	DEPARTMENT OF ELEMENTARY & SECONDARY EDUCATION	\$101,367,880	\$3,345,140	\$5,080,067	\$0	\$0	\$0	\$5,080,067	151.86%
EDU	EDU	EXECUTIVE OFFICE OF EDUCATION	\$25,970,178	\$857,016	\$471,500	\$0	\$0	\$0	\$471,500	55.02%
EDU	EEC	DEPARTMENT OF EARLY EDUCATION & CARE	\$258,328,210	\$8,524,831	\$35,555,558	\$0	\$0	\$0	\$35,555,558	417.08%
EDU	RGT	DEPARTMENT OF HIGHER EDUCATION	\$2,060,632	\$68,001	\$26,280	\$0	\$0	\$0	\$26,280	38.65%
		TOTAL	\$387,726,900	\$12,794,988	\$41,133,405	\$0	\$0	\$0	\$41,133,405	321.48%
EED	DOB	DIVISION OF BANKS	\$332,833	\$10,983	\$62,200	\$0	\$0	\$0	\$62,200	566.30%
EED	DOI	DIVISION OF INSURANCE	\$864,617	\$28,532	\$4,761	\$0	\$0	\$0	\$4,761	16.69%
EED	DOS	DIVISION OF STANDARDS	\$203,709	\$6,722	\$3,743	\$0	\$0	\$0	\$3,743	55.69%
EED	EED	EXECUTIVE OFFICE OF ECONOMIC DEVELOPMENT	\$3,058,632	\$100,935	\$278,454	\$0	\$0	\$0	\$278,454	275.88%
EED	MMP	MASSACHUSETTS MARKETING PARTNERSHIP	\$3,729,366	\$123,069	\$7,711	\$0	\$0	\$0	\$7,711	6.27%
EED	REG	DIVISION OF PROFESSIONAL LICENSURE	\$1,161,742	\$38,337	\$44,602	\$0	\$0	\$0	\$44,602	116.34%
EED	SCA	OFFICE OF CONSUMER AFFAIRS AND BUSINESS REGULATION	\$12,158	\$401	\$1,051	\$0	\$0	\$0	\$1,051	262.08%
EED	SEA	OFFICE OF BUSINESS DEVELOPMENT	\$5,927	\$196	\$1,348	\$0	\$0	\$0	\$1,348	689.18%
EED	TAC	DEPARTMENT OF TELECOMMUNICATION AND CABLE	\$25,778	\$851	\$4,095	\$0	\$0	\$0	\$4,095	481.34%
		TOTAL	\$9,394,762	\$310,027	\$407,966	\$0	\$0	\$0	\$407,966	131.59%
EHS	DMH	DEPARTMENT OF MENTAL HEALTH	\$506,429,753	\$16,712,182	\$11,625,746	\$0	\$0	\$0	\$11,625,746	69.56%
EHS	DMR	DEPARTMENT OF DEVELOPMENTAL SERVICES	\$1,568,792,374	\$51,770,148	\$35,803,901	\$0	\$0	\$0	\$35,803,901	69.16%
EHS	DPH	DEPARTMENT OF PUBLIC HEALTH	\$601,808,923	\$19,859,694	\$58,976,224	\$0	\$0	\$0	\$58,976,224	296.96%
EHS	DSS	DEPARTMENT OF CHILDREN AND FAMILIES	\$455,269,585	\$15,023,896	\$5,160,831	\$0	\$0	\$0	\$5,160,831	34.35%
EHS	DYS	DEPARTMENT OF YOUTH SERVICES	\$66,692,672	\$2,200,858	\$969,069	\$0	\$0	\$0	\$969,069	44.03%
EHS	EHS	EXECUTIVE OFFICE OF HEALTH AND HUMAN SERVICES	\$442,725,508	\$14,609,942	\$7,619,898	\$0	\$0	\$0	\$7,619,898	52.16%
EHS	ELD	DEPARTMENT OF ELDER AFFAIRS	\$524,510,249	\$17,308,838	\$15,743,677	\$0	\$0	\$0	\$15,743,677	90.96%
EHS	MCB	MASSACHUSETTS COMMISSION FOR THE BLIND	\$12,922,868	\$426,455	\$1,806,403	\$0	\$0	\$0	\$1,806,403	423.59%
EHS	MCD	COMMISSION FOR THE DEAF AND HARD OF HEARING	\$4,617,989	\$152,394	\$176,213	\$0	\$0	\$0	\$176,213	115.63%
EHS	MRC	MASSACHUSETTS REHABILITATION COMMISSION	\$78,163,741	\$2,579,403	\$11,871,638	\$0	\$0	\$0	\$11,871,638	460.25%
EHS	ORI	OFFICE FOR REFUGEES AND IMMIGRANTS	\$21,820,931	\$720,091	\$3,219,292	\$0	\$0	\$0	\$3,219,292	447.07%
EHS	WEL	DEPARTMENT OF TRANSITIONAL ASSISTANCE	\$29,181,371	\$962,985	\$2,883,502	\$0	\$0	\$0	\$2,883,502	299.43%
		TOTAL	\$4,312,935,965	\$142,326,887	\$155,856,394	\$0	\$0	\$0	\$155,856,394	109.51%
ENV	AGR	DEPARTMENT OF AGRICULTURAL RESOURCES	\$1,732,015	\$57,156	\$507,982	\$0	\$0	\$0	\$507,982	888.76%
ENV	DCR	DEPARTMENT OF CONSERVATION AND RECREATION	\$106,466,131	\$3,513,382	\$8,390,211	\$0	\$0	\$0	\$8,390,211	238.81%
ENV	DPU	DEPARTMENT OF PUBLIC UTILITIES	\$1,182,710	\$39,029	\$328,604	\$0	\$0	\$0	\$328,604	841.94%
ENV	ENE	DEPARTMENT OF ENERGY RESOURCES	\$1,441,927	\$47,584	\$593,400	\$0	\$0	\$0	\$593,400	1247.07%
ENV	ENV	EXECUTIVE OFFICE OF ENERGY AND ENVIRONMENTAL AFFAIRS	\$16,405,750	\$541,390	\$1,040,326	\$0	\$0	\$0	\$1,040,326	192.16%
ENV	EQE	DEPARTMENT OF ENVIRONMENTAL PROTECTION	\$11,723,172	\$386,865	\$1,131,004	\$0	\$0	\$0	\$1,131,004	292.35%
ENV	FWE	DEPARTMENT OF FISH AND GAME	\$12,359,796	\$407,873	\$1,449,992	\$0	\$0	\$0	\$1,449,992	355.50%

ENV	SRB	STATE RECLAMATION BOARD	\$1,694,389	\$55,915	\$2,313	\$0	\$0	\$0	\$2,313	4.14%
		TOTAL	\$153,005,889	\$5,049,194	\$13,443,832	\$0	\$0	\$0	\$13,443,832	266.26%
EOL	EOL	DEPARTMENT OF LABOR AND WORKFORCE DEVELOPMENT	\$58,568,498	\$1,932,760	\$2,461,857	\$0	\$0	\$0	\$2,461,857	127.38%
		TOTAL	\$58,568,498	\$1,932,760	\$2,461,857	\$0	\$0	\$0	\$2,461,857	127.38%
EPS	CDA	EMERGENCY MANAGEMENT AGENCY	\$18,136,936	\$598,519	\$83,749	\$0	\$0	\$0	\$83,749	13.99%
EPS	CHS	CRIMINAL JUSTICE INFORMATION SERVICES DEPARTMENT	\$524,479	\$17,308	\$286,973	\$0	\$0	\$0	\$286,973	1658.05%
EPS	CJT	MUNICIPAL POLICE TRAINING COMMITTEE	\$1,814,205	\$59,869	\$34,950	\$0	\$0	\$0	\$34,950	58.38%
EPS	CME	CHIEF MEDICAL EXAMINER	\$2,183,223	\$72,046	\$457,802	\$0	\$0	\$0	\$457,802	635.43%
EPS	DFS	DEPARTMENT OF FIRE SERVICES	\$4,261,393	\$140,626	\$1,880,712	\$0	\$0	\$0	\$1,880,712	1337.39%
EPS	DOC	DEPARTMENT OF CORRECTION	\$60,712,916	\$2,003,526	\$2,674,177	\$0	\$0	\$0	\$2,674,177	133.47%
EPS	EPS	EXECUTIVE OFFICE OF PUBLIC SAFETY & SECURITY	\$27,216,046	\$898,130	\$994,677	\$0	\$0	\$0	\$994,677	110.75%
EPS	MIL	MILITARY DIVISION	\$25,759,816	\$850,074	\$2,006,355	\$0	\$0	\$0	\$2,006,355	236.02%
EPS	PAR	PAROLE BOARD	\$2,278,530	\$75,191	\$26,050	\$0	\$0	\$0	\$26,050	34.65%
EPS	POL	DEPARTMENT OF STATE POLICE	\$45,180,992	\$1,490,973	\$7,308,998	\$0	\$0	\$0	\$7,308,998	490.22%
EPS	SOR	SEX OFFENDER REGISTRY	\$483,614	\$15,959	\$109,518	\$0	\$0	\$0	\$109,518	686.23%
		TOTAL	\$188,552,150	\$6,222,221	\$15,863,961	\$0	\$0	\$0	\$15,863,961	254.96%
GOV	GOV	GOVERNORS OFFICE	\$887,875	\$29,300	\$290	\$0	\$0	\$0	\$290	0.99%
		TOTAL	\$887,875	\$29,300	\$290	\$0	\$0	\$0	\$290	0.99%
ITD	ITD	EXECUTIVE OFFICE OF TECHNOLOGY SERVICES AND SECURITY	\$93,818,939	\$3,096,025	\$5,524,473	\$0	\$0	\$0	\$5,524,473	178.44%
		TOTAL	\$93,818,939	\$3,096,025	\$5,524,473	\$0	\$0	\$0	\$5,524,473	178.44%
OCD	OCD	DEPARTMENT OF HOUSING AND COMMUNITY DEVELOPMENT	\$549,272,597	\$18,125,996	\$77,718,958	\$0	\$0	\$0	\$77,718,958	428.77%
		TOTAL	\$549,272,597	\$18,125,996	\$77,718,958	\$0	\$0	\$0	\$77,718,958	428.77%
VET	CHE	SOLDIERS' HOME IN MASSACHUSETTS	\$6,114,754	\$201,787	\$174,612	\$0	\$0	\$0	\$174,612	86.53%
VET	HLY	SOLDIERS' HOME IN HOLYOKE	\$2,091,714	\$69,027	\$141,729	\$0	\$0	\$0	\$141,729	205.33%
VET	VET	EXECUTIVE OFFICE OF VETERANS' SERVICES	\$7,429,335	\$245,168	\$338,831	\$0	\$0	\$0	\$338,831	138.20%
		TOTAL	\$15,635,803	\$515,981	\$655,173	\$0	\$0	\$0	\$655,173	126.98%
MCCA	MCCA	MASSACHUSETTS CONVENTION CENTER AUTHORITY	N/A	N/A	N/A	N/A	N/A	N/A	N/A	N/A
		TOTAL	N/A	N/A	N/A	N/A	N/A	N/A	N/A	N/A
MGC	MGC	MASSACHUSETTS GAMING COMMISSION	\$7,502,377	\$247,578	\$3,393,858	\$0	\$0	\$0	\$3,393,858	1370.82%
		TOTAL	\$7,502,377	\$247,578	\$3,393,858	\$0	\$0	\$0	\$3,393,858	1370.82%
MHA	MHA	MASSHOUSING	N/A	N/A	N/A	N/A	N/A	N/A	N/A	N/A
		TOTAL	N/A	N/A	N/A	N/A	N/A	N/A	N/A	N/A
		YEAR TO DATE GRAND TOTAL	\$7,617,572,952	\$251,379,907	\$379,990,362	\$0	\$0	\$0	\$379,990,362	151.16%

Appendix F: Disability Spending by Program Participant

Secretariat Code	Agency Code	Department Name	Discretionary Budget	Benchmark	Direct Spending	Indirect Spending: Subcontracting	Indirect Spending: Ancillary	Indirect Spending	Total Spending	% Benchmark Met
ANF	ADD	DEVELOPMENTAL DISABILITIES COUNCIL	\$68,812	\$206	\$0	\$0	\$0	\$0	\$0	0.00%
ANF	ALA	ADMINISTRATIVE LAW APPEALS DIVISION	\$199,786	\$599	\$0	\$0	\$0	\$0	\$0	0.00%
ANF	ANF	EXECUTIVE OFFICE FOR ADMINISTRATION AND FINANCE	\$26,942,161	\$80,826	\$0	\$287,950	\$928,325	\$1,216,275	\$1,216,275	1504.80%
ANF	ATB	APPELLATE TAX BOARD	\$4,417	\$13	\$0	\$0	\$0	\$0	\$0	0.00%
ANF	BSB	BUREAU OF THE STATE HOUSE	\$1,480,845	\$4,443	\$0	\$63,366	\$0	\$63,366	\$63,366	1426.36%
ANF	CSC	CIVIL SERVICE COMMISSION	\$10,968	\$33	\$0	\$0	\$0	\$0	\$0	0.00%
ANF	DCP	CAPITAL ASSET MANAGEMENT AND MAINTENANCE DIVISION	\$329,269,338	\$987,808	\$989,910	\$48,295	\$47,409	\$95,705	\$1,085,614	109.90%
ANF	DOR	DEPARTMENT OF REVENUE	\$11,749,900	\$35,250	\$0	\$138,320	\$14,007	\$152,327	\$152,327	432.14%
ANF	GIC	GROUP INSURANCE COMMISSION	\$1,414,649	\$4,244	\$0	\$0	\$0	\$0	\$0	0.00%
ANF	HRD	HUMAN RESOURCES DIVISION	\$3,276,578	\$9,830	\$0	\$0	\$171	\$171	\$171	1.74%
ANF	LIB	GEORGE FINGOLD LIBRARY	\$14,602	\$44	\$0	\$0	\$0	\$0	\$0	0.00%
ANF	OHA	MASSACHUSETTS OFFICE ON DISABILITY	\$12,260	\$37	\$0	\$0	\$0	\$0	\$0	0.00%
ANF	OSD	DIVISION OF OPERATIONAL SERVICES	\$7,394,055	\$22,182	\$0	\$0	\$8,178	\$8,178	\$8,178	36.87%
ANF	PER	PUBLIC EMPLOYEE RETIREMENT ADMINISTRATION	\$1,269,060	\$3,807	\$0	\$0	\$0	\$0	\$0	0.00%
ANF	SDO	SUPPLIER DIVERSITY OFFICE	\$91,752	\$275	\$0	\$0	\$0	\$0	\$0	0.00%
ANF	TRB	TEACHERS RETIREMENT BOARD	\$600,942	\$1,803	\$6,123	\$0	\$15,663	\$15,663	\$21,785	1208.40%
		TOTAL	\$383,800,124	\$1,151,400	\$996,032	\$537,932	\$1,013,753	\$1,551,685	\$2,547,717	221.27%
CAD	CAD	COMMISSION AGAINST DISCRIMINATION	\$1,189,644	\$3,569	\$0	\$59	\$47	\$106	\$106	2.96%
		TOTAL	\$1,189,644	\$3,569	\$0	\$59	\$47	\$106	\$106	2.96%
DAC	DAC	DISABLED PERSONS PROTECTION COMMISSION	\$1,594,924	\$4,785	\$0	\$71,760	\$10,985	\$82,745	\$82,745	1729.35%
		TOTAL	\$1,594,924	\$4,785	\$0	\$71,760	\$10,985	\$82,745	\$82,745	1729.35%
DOT	DOT	MASSACHUSETTS DEPARTMENT OF TRANSPORTATION	\$1,453,686,504	\$4,361,060	\$454,558	\$858,060	\$349,100	\$1,207,160	\$1,661,718	38.10%
		TOTAL	\$1,453,686,504	\$4,361,060	\$454,558	\$858,060	\$349,100	\$1,207,160	\$1,661,718	38.10%
EDU	DOE	DEPARTMENT OF ELEMENTARY & SECONDARY EDUCATION	\$101,367,880	\$304,104	\$0	\$1,594	\$598,153	\$599,747	\$599,747	197.22%
EDU	EDU	EXECUTIVE OFFICE OF EDUCATION	\$25,970,178	\$77,911	\$0	\$139,870	\$408,371	\$548,241	\$548,241	703.68%
EDU	EEC	DEPARTMENT OF EARLY EDUCATION & CARE	\$258,328,210	\$774,985	\$0	\$0	\$341,120	\$341,120	\$341,120	44.02%
EDU	RGT	DEPARTMENT OF HIGHER EDUCATION	\$2,060,632	\$6,182	\$0	\$0	\$0	\$0	\$0	0.00%
		TOTAL	\$387,726,900	\$1,163,181	\$0	\$141,464	\$1,347,644	\$1,489,108	\$1,489,108	128.02%
EED	DOB	DIVISION OF BANKS	\$332,833	\$998	\$0	\$0	\$0	\$0	\$0	0.00%
EED	DOI	DIVISION OF INSURANCE	\$864,617	\$2,594	\$0	\$0	\$0	\$0	\$0	0.00%
EED	DOS	DIVISION OF STANDARDS	\$203,709	\$611	\$0	\$0	\$0	\$0	\$0	0.00%
EED	EED	EXECUTIVE OFFICE OF ECONOMIC DEVELOPMENT	\$3,058,632	\$9,176	\$0	\$4	\$36,740	\$36,744	\$36,744	400.44%
EED	MMP	MASSACHUSETTS MARKETING PARTNERSHIP	\$3,729,366	\$11,188	\$0	\$0	\$0	\$0	\$0	0.00%
EED	REG	DIVISION OF PROFESSIONAL LICENSURE	\$1,161,742	\$3,485	\$0	\$0	\$19,553	\$19,553	\$19,553	561.04%
EED	SCA	OFFICE OF CONSUMER AFFAIRS AND BUSINESS REGULATION	\$12,158	\$36	\$0	\$0	\$0	\$0	\$0	0.00%
EED	SEA	OFFICE OF BUSINESS DEVELOPMENT	\$5,927	\$18	\$0	\$0	\$0	\$0	\$0	0.00%
EED	TAC	DEPARTMENT OF TELECOMMUNICATION AND CABLE	\$25,778	\$77	\$0	\$0	\$0	\$0	\$0	0.00%
		TOTAL	\$9,394,762	\$28,184	\$0	\$4	\$56,293	\$56,297	\$56,297	199.75%
EHS	DMH	DEPARTMENT OF MENTAL HEALTH	\$506,429,753	\$1,519,289	\$71,848	\$9,333	\$743,027	\$752,361	\$824,209	54.25%
EHS	DMR	DEPARTMENT OF DEVELOPMENTAL SERVICES	\$1,568,792,374	\$4,706,377	\$453,723	\$0	\$1,011,259	\$1,011,259	\$1,464,983	31.13%
EHS	DPH	DEPARTMENT OF PUBLIC HEALTH	\$601,808,923	\$1,805,427	\$55,388	\$5	\$8,575,774	\$8,575,779	\$8,631,166	478.07%
EHS	DSS	DEPARTMENT OF CHILDREN AND FAMILIES	\$455,269,585	\$1,365,809	\$0	\$30,533	\$86,828	\$117,361	\$117,361	8.59%
EHS	DYS	DEPARTMENT OF YOUTH SERVICES	\$66,692,672	\$200,078	\$455	\$0	\$5,811	\$5,811	\$6,266	3.13%
EHS	EHS	EXECUTIVE OFFICE OF HEALTH AND HUMAN SERVICES	\$442,725,508	\$1,328,177	\$760,365	\$1,941,613	\$232,836	\$2,174,449	\$2,934,815	220.97%
EHS	ELD	DEPARTMENT OF ELDER AFFAIRS	\$524,510,249	\$1,573,531	\$0	\$4	\$4	\$8	\$8	0.00%
EHS	MCB	MASSACHUSETTS COMMISSION FOR THE BLIND	\$12,922,868	\$38,769	\$0	\$0	\$4,294	\$4,294	\$4,294	11.08%
EHS	MCD	COMMISSION FOR THE DEAF AND HARD OF HEARING	\$4,617,989	\$13,854	\$0	\$0	\$8,405	\$8,405	\$8,405	60.67%
EHS	MRC	MASSACHUSETTS REHABILITATION COMMISSION	\$78,163,741	\$234,491	\$0	\$0	\$8,915	\$8,915	\$8,915	3.80%
EHS	ORI	OFFICE FOR REFUGEES AND IMMIGRANTS	\$21,820,931	\$65,463	\$0	\$0	\$145	\$145	\$145	0.22%
EHS	WEL	DEPARTMENT OF TRANSITIONAL ASSISTANCE	\$29,181,371	\$87,544	\$0	\$0	\$0	\$0	\$0	0.00%
		TOTAL	\$4,312,935,965	\$12,938,808	\$1,341,780	\$1,981,488	\$10,677,298	\$12,658,786	\$14,000,566	108.21%
ENV	AGR	DEPARTMENT OF AGRICULTURAL RESOURCES	\$1,732,015	\$5,196	\$93,773	\$0	\$3,858	\$3,858	\$97,630	1878.94%
ENV	DCR	DEPARTMENT OF CONSERVATION AND RECREATION	\$106,466,131	\$319,398	\$28,784	\$1,068,605	\$48,244	\$1,116,849	\$1,145,633	358.68%
ENV	DPU	DEPARTMENT OF PUBLIC UTILITIES	\$1,182,710	\$3,548	\$0	\$0	\$0	\$0	\$0	0.00%
ENV	ENE	DEPARTMENT OF ENERGY RESOURCES	\$1,441,927	\$4,326	\$0	\$0	\$0	\$0	\$0	0.00%
ENV	ENV	EXECUTIVE OFFICE OF ENERGY AND ENVIRONMENTAL AFFAIRS	\$16,405,750	\$49,217	\$0	\$249,818	\$23,871	\$273,688	\$273,688	556.08%

ENV	EQE	DEPARTMENT OF ENVIRONMENTAL PROTECTION	\$11,723,172	\$35,170	\$45,310	\$1,519	\$78,363	\$79,882	\$125,192	355.97%
ENV	FWE	DEPARTMENT OF FISH AND GAME	\$12,359,796	\$37,079	\$71,198	\$1,830	\$2,111	\$3,940	\$75,138	202.64%
ENV	SRB	STATE RECLAMATION BOARD	\$1,694,389	\$5,083	\$0	\$0	\$146	\$146	\$146	2.86%
		TOTAL	\$153,005,889	\$459,018	\$239,065	\$1,321,771	\$156,592	\$1,478,363	\$1,717,428	374.15%
EOL	EOL	DEPARTMENT OF LABOR AND WORKFORCE DEVELOPMENT	\$58,568,498	\$175,705	\$162,575	\$2	\$46,606	\$46,608	\$209,183	119.05%
		TOTAL	\$58,568,498	\$175,705	\$162,575	\$2	\$46,606	\$46,608	\$209,183	119.05%
EPS	CDA	EMERGENCY MANAGEMENT AGENCY	\$18,136,936	\$54,411	\$449	\$0	\$525	\$525	\$975	1.79%
EPS	CHS	CRIMINAL JUSTICE INFORMATION SERVICES DEPARTMENT	\$524,479	\$1,573	\$0	\$0	\$0	\$0	\$0	0.00%
EPS	CJT	MUNICIPAL POLICE TRAINING COMMITTEE	\$1,814,205	\$5,443	\$0	\$0	\$345	\$345	\$345	6.35%
EPS	CME	CHIEF MEDICAL EXAMINER	\$2,183,223	\$6,550	\$0	\$0	\$2,533	\$2,533	\$2,533	38.68%
EPS	DFS	DEPARTMENT OF FIRE SERVICES	\$4,261,393	\$12,784	\$0	\$0	\$3,171	\$3,171	\$3,171	24.80%
EPS	DOC	DEPARTMENT OF CORRECTION	\$60,712,916	\$182,139	\$48,954	\$313	\$24,237	\$24,550	\$73,504	40.36%
EPS	EPS	EXECUTIVE OFFICE OF PUBLIC SAFETY & SECURITY	\$27,216,046	\$81,648	\$0	\$249,498	\$150,287	\$399,785	\$399,785	489.64%
EPS	MIL	MILITARY DIVISION	\$25,759,816	\$77,279	\$2,586,292	\$0	\$366	\$366	\$2,586,657	3347.15%
EPS	PAR	PAROLE BOARD	\$2,278,530	\$6,836	\$0	\$0	\$0	\$0	\$0	0.00%
EPS	POL	DEPARTMENT OF STATE POLICE	\$45,180,992	\$135,543	\$387,404	\$0	\$34,341	\$34,341	\$421,745	311.15%
EPS	SOR	SEX OFFENDER REGISTRY	\$483,614	\$1,451	\$0	\$0	\$0	\$0	\$0	0.00%
		TOTAL	\$188,552,150	\$565,656	\$3,023,098	\$249,811	\$215,806	\$465,617	\$3,488,715	616.76%
GOV	GOV	GOVERNORS OFFICE	\$887,875	\$2,664	\$0	\$0	\$0	\$0	\$0	0.00%
		TOTAL	\$887,875	\$2,664	\$0	\$0	\$0	\$0	\$0	0.00%
ITD	ITD	EXECUTIVE OFFICE OF TECHNOLOGY SERVICES AND SECURITY	\$93,818,939	\$281,457	\$0	\$420,259	\$1,235,953	\$1,656,213	\$1,656,213	588.44%
		TOTAL	\$93,818,939	\$281,457	\$0	\$420,259	\$1,235,953	\$1,656,213	\$1,656,213	588.44%
OCD	OCD	DEPARTMENT OF HOUSING AND COMMUNITY DEVELOPMENT	\$549,272,597	\$1,647,818	\$0	\$0	\$357,381	\$357,381	\$357,381	21.69%
		TOTAL	\$549,272,597	\$1,647,818	\$0	\$0	\$357,381	\$357,381	\$357,381	21.69%
VET	CHE	SOLDIERS' HOME IN MASSACHUSETTS	\$6,114,754	\$18,344	\$0	\$0	\$284,191	\$284,191	\$284,191	1549.21%
VET	HLY	SOLDIERS' HOME IN HOLYOKE	\$2,091,714	\$6,275	\$11,589	\$0	\$435,366	\$435,366	\$446,955	7122.62%
VET	VET	EXECUTIVE OFFICE OF VETERANS' SERVICES	\$7,429,335	\$22,288	\$0	\$3,935	\$2,290	\$6,225	\$6,225	27.93%
		TOTAL	\$15,635,803	\$46,907	\$11,589	\$3,935	\$721,846	\$725,781	\$737,370	1571.97%
MCCA	MCCA	MASSACHUSETTS CONVENTION CENTER AUTHORITY	N/A	N/A	N/A	N/A	N/A	N/A	N/A	N/A
		TOTAL	N/A	N/A	N/A	N/A	N/A	N/A	N/A	N/A
MGC	MGC	MASSACHUSETTS GAMING COMMISSION	\$7,502,377	\$22,507	\$28,491	\$0	\$7,747	\$7,747	\$36,239	161.01%
		TOTAL	\$7,502,377	\$22,507	\$28,491	\$0	\$7,747	\$7,747	\$36,239	161.01%
MHA	MHA	MASSHOUSING	N/A	N/A	N/A	N/A	N/A	N/A	N/A	N/A
		TOTAL	N/A	N/A	N/A	N/A	N/A	N/A	N/A	N/A
		YEAR TO DATE GRAND TOTAL	\$7,617,572,952	\$22,852,719	\$6,257,189	\$5,586,545	\$16,197,053	\$21,783,598	\$28,040,787	122.70%

Appendix G: LGBT Spending by Program Participant

Secretariat Code	Agency Code	Department Name	Discretionary Budget	Benchmark	Direct Spending	Indirect Spending: Subcontracting	Indirect Spending: Ancillary	Indirect Spending	Total Spending	% Benchmark Met
ANF	ADD	DEVELOPMENTAL DISABILITIES COUNCIL	\$68,812	\$206	\$0	\$0	\$0	\$0	\$0	0.00%
ANF	ALA	ADMINISTRATIVE LAW APPEALS DIVISION	\$199,786	\$599	\$0	\$0	\$0	\$0	\$0	0.00%
ANF	ANF	EXECUTIVE OFFICE FOR ADMINISTRATION AND FINANCE	\$26,942,161	\$80,826	\$0	\$14,275	\$639,196	\$653,471	\$653,471	808.49%
ANF	ATB	APPELLATE TAX BOARD	\$4,417	\$13	\$0	\$0	\$0	\$0	\$0	0.00%
ANF	BSB	BUREAU OF THE STATE HOUSE	\$1,480,845	\$4,443	\$0	\$0	\$0	\$0	\$0	0.00%
ANF	CSC	CIVIL SERVICE COMMISSION	\$10,968	\$33	\$0	\$0	\$0	\$0	\$0	0.00%
ANF	DCP	CAPITAL ASSET MANAGEMENT AND MAINTENANCE DIVISION	\$329,269,338	\$987,808	\$0	\$269,163	\$0	\$269,163	\$269,163	27.25%
ANF	DOR	DEPARTMENT OF REVENUE	\$11,749,900	\$35,250	\$0	\$18,420	\$16,676	\$35,095	\$35,095	99.56%
ANF	GIC	GROUP INSURANCE COMMISSION	\$1,414,649	\$4,244	\$0	\$0	\$0	\$0	\$0	0.00%
ANF	HRD	HUMAN RESOURCES DIVISION	\$3,276,578	\$9,830	\$0	\$0	\$0	\$0	\$0	0.00%
ANF	LIB	GEORGE FINGOLD LIBRARY	\$14,602	\$44	\$0	\$0	\$0	\$0	\$0	0.00%
ANF	OHA	MASSACHUSETTS OFFICE ON DISABILITY	\$12,260	\$37	\$0	\$0	\$0	\$0	\$0	0.00%
ANF	OSD	DIVISION OF OPERATIONAL SERVICES	\$7,394,055	\$22,182	\$0	\$0	\$0	\$0	\$0	0.00%
ANF	PER	PUBLIC EMPLOYEE RETIREMENT ADMINISTRATION	\$1,269,060	\$3,807	\$0	\$0	\$0	\$0	\$0	0.00%
ANF	SDO	SUPPLIER DIVERSITY OFFICE	\$91,752	\$275	\$0	\$0	\$0	\$0	\$0	0.00%
ANF	TRB	TEACHERS RETIREMENT BOARD	\$600,942	\$1,803	\$0	\$0	\$15,663	\$15,663	\$15,663	868.79%
		TOTAL	\$383,800,124	\$1,151,400	\$0	\$301,858	\$671,534	\$973,392	\$973,392	84.54%
CAD	CAD	COMMISSION AGAINST DISCRIMINATION	\$1,189,644	\$3,569	\$0	\$231	\$209	\$441	\$441	12.35%
		TOTAL	\$1,189,644	\$3,569	\$0	\$231	\$209	\$441	\$441	12.35%
DAC	DAC	DISABLED PERSONS PROTECTION COMMISSION	\$1,594,924	\$4,785	\$0	\$0	\$0	\$0	\$0	0.00%
		TOTAL	\$1,594,924	\$4,785	\$0	\$0	\$0	\$0	\$0	0.00%
DOT	DOT	MASSACHUSETTS DEPARTMENT OF TRANSPORTATION	\$1,453,686,504	\$4,361,060	\$80,336	\$6,900	\$94,384	\$101,284	\$181,620	4.16%
		TOTAL	\$1,453,686,504	\$4,361,060	\$80,336	\$6,900	\$94,384	\$101,284	\$181,620	4.16%
EDU	DOE	DEPARTMENT OF ELEMENTARY & SECONDARY EDUCATION	\$101,367,880	\$304,104	\$0	\$0	\$1,331	\$1,331	\$1,331	0.44%
EDU	EDU	EXECUTIVE OFFICE OF EDUCATION	\$25,970,178	\$77,911	\$0	\$9,569	\$289,224	\$298,792	\$298,792	383.51%
EDU	EEC	DEPARTMENT OF EARLY EDUCATION & CARE	\$258,328,210	\$774,985	\$0	\$19,333	\$122,484	\$141,816	\$141,816	18.30%
EDU	RGT	DEPARTMENT OF HIGHER EDUCATION	\$2,060,632	\$6,182	\$0	\$0	\$0	\$0	\$0	0.00%
		TOTAL	\$387,726,900	\$1,163,181	\$0	\$28,901	\$413,038	\$441,940	\$441,940	37.99%
EED	DOB	DIVISION OF BANKS	\$332,833	\$998	\$0	\$0	\$0	\$0	\$0	0.00%
EED	DOI	DIVISION OF INSURANCE	\$864,617	\$2,594	\$0	\$0	\$0	\$0	\$0	0.00%
EED	DOS	DIVISION OF STANDARDS	\$203,709	\$611	\$0	\$0	\$0	\$0	\$0	0.00%
EED	EED	EXECUTIVE OFFICE OF ECONOMIC DEVELOPMENT	\$3,058,632	\$9,176	\$0	\$0	\$13,497	\$13,497	\$13,497	147.09%
EED	MMP	MASSACHUSETTS MARKETING PARTNERSHIP	\$3,729,366	\$11,188	\$199,132	\$0	\$0	\$0	\$199,132	1779.86%
EED	REG	DIVISION OF PROFESSIONAL LICENSURE	\$1,161,742	\$3,485	\$0	\$0	\$0	\$0	\$0	0.00%
EED	SCA	OFFICE OF CONSUMER AFFAIRS AND BUSINESS REGULATION	\$12,158	\$36	\$0	\$0	\$1	\$1	\$1	4.10%
EED	SEA	OFFICE OF BUSINESS DEVELOPMENT	\$5,927	\$18	\$0	\$0	\$0	\$0	\$0	0.00%
EED	TAC	DEPARTMENT OF TELECOMMUNICATION AND CABLE	\$25,778	\$77	\$0	\$0	\$0	\$0	\$0	0.00%
		TOTAL	\$9,394,762	\$28,184	\$199,132	\$0	\$13,498	\$13,498	\$212,630	754.43%
EHS	DMH	DEPARTMENT OF MENTAL HEALTH	\$506,429,753	\$1,519,289	\$52,025	\$3,226	\$48,159	\$51,385	\$103,410	6.81%
EHS	DMR	DEPARTMENT OF DEVELOPMENTAL SERVICES	\$1,568,792,374	\$4,706,377	\$70,956	\$930	\$71,824	\$72,754	\$143,710	3.05%
EHS	DPH	DEPARTMENT OF PUBLIC HEALTH	\$601,808,923	\$1,805,427	\$590,452	\$0	\$268,739	\$268,739	\$859,191	47.59%
EHS	DSS	DEPARTMENT OF CHILDREN AND FAMILIES	\$455,269,585	\$1,365,809	\$0	\$0	\$18,716	\$18,716	\$18,716	1.37%
EHS	DYS	DEPARTMENT OF YOUTH SERVICES	\$66,692,672	\$200,078	\$0	\$0	\$704	\$704	\$704	0.35%
EHS	EHS	EXECUTIVE OFFICE OF HEALTH AND HUMAN SERVICES	\$442,725,508	\$1,328,177	\$0	\$35,605	\$46,115	\$81,719	\$81,719	6.15%
EHS	ELD	DEPARTMENT OF ELDER AFFAIRS	\$524,510,249	\$1,573,531	\$46,839	\$0	\$1,890	\$1,890	\$48,729	3.10%
EHS	MCB	MASSACHUSETTS COMMISSION FOR THE BLIND	\$12,922,868	\$38,769	\$0	\$0	\$8,799	\$8,799	\$8,799	22.70%
EHS	MCD	COMMISSION FOR THE DEAF AND HARD OF HEARING	\$4,617,989	\$13,854	\$0	\$0	\$0	\$0	\$0	0.00%
EHS	MRC	MASSACHUSETTS REHABILITATION COMMISSION	\$78,163,741	\$234,491	\$1,095,693	\$0	\$76,776	\$76,776	\$1,172,468	500.01%
EHS	ORI	OFFICE FOR REFUGEES AND IMMIGRANTS	\$21,820,931	\$65,463	\$0	\$0	\$0	\$0	\$0	0.00%
EHS	WEL	DEPARTMENT OF TRANSITIONAL ASSISTANCE	\$29,181,371	\$87,544	\$0	\$0	\$25,004	\$25,004	\$25,004	28.56%
		TOTAL	\$4,312,935,965	\$12,938,808	\$1,855,964	\$39,761	\$566,726	\$606,486	\$2,462,451	19.03%
ENV	AGR	DEPARTMENT OF AGRICULTURAL RESOURCES	\$1,732,015	\$5,196	\$186,545	\$0	\$3,292	\$3,292	\$189,837	3653.50%
ENV	DCR	DEPARTMENT OF CONSERVATION AND RECREATION	\$106,466,131	\$319,398	\$0	\$16,200	\$0	\$16,200	\$16,200	5.07%
ENV	DPU	DEPARTMENT OF PUBLIC UTILITIES	\$1,182,710	\$3,548	\$0	\$0	\$0	\$0	\$0	0.00%
ENV	ENE	DEPARTMENT OF ENERGY RESOURCES	\$1,441,927	\$4,326	\$13,118	\$0	\$208	\$208	\$13,325	308.04%

ENV	ENV	EXECUTIVE OFFICE OF ENERGY AND ENVIRONMENTAL AFFAIRS	\$16,405,750	\$49,217	\$0	\$8,087	\$10,404	\$18,490	\$18,490	37.57%
ENV	EQE	DEPARTMENT OF ENVIRONMENTAL PROTECTION	\$11,723,172	\$35,170	\$0	\$0	\$0	\$0	\$0	0.00%
ENV	FWE	DEPARTMENT OF FISH AND GAME	\$12,359,796	\$37,079	\$29,000	\$1,774	\$627	\$2,401	\$31,401	84.69%
ENV	SRB	STATE RECLAMATION BOARD	\$1,694,389	\$5,083	\$0	\$0	\$0	\$0	\$0	0.00%
		TOTAL	\$153,005,889	\$459,018	\$228,663	\$26,061	\$14,531	\$40,591	\$269,254	58.66%
EOL	EOL	DEPARTMENT OF LABOR AND WORKFORCE DEVELOPMENT	\$58,568,498	\$175,705	\$0	\$4,967	\$6,932	\$11,899	\$11,899	6.77%
		TOTAL	\$58,568,498	\$175,705	\$0	\$4,967	\$6,932	\$11,899	\$11,899	6.77%
EPS	CDA	EMERGENCY MANAGEMENT AGENCY	\$18,136,936	\$54,411	\$0	\$0	\$525	\$525	\$525	0.97%
EPS	CHS	CRIMINAL JUSTICE INFORMATION SERVICES DEPARTMENT	\$524,479	\$1,573	\$0	\$0	\$0	\$0	\$0	0.00%
EPS	CJT	MUNICIPAL POLICE TRAINING COMMITTEE	\$1,814,205	\$5,443	\$0	\$0	\$0	\$0	\$0	0.00%
EPS	CME	CHIEF MEDICAL EXAMINER	\$2,183,223	\$6,550	\$0	\$0	\$0	\$0	\$0	0.00%
EPS	DFS	DEPARTMENT OF FIRE SERVICES	\$4,261,393	\$12,784	\$0	\$0	\$1,510	\$1,510	\$1,510	11.81%
EPS	DOC	DEPARTMENT OF CORRECTION	\$60,712,916	\$182,139	\$0	\$0	\$0	\$0	\$0	0.00%
EPS	EPS	EXECUTIVE OFFICE OF PUBLIC SAFETY & SECURITY	\$27,216,046	\$81,648	\$21,082	\$1,996	\$2,058	\$4,053	\$25,135	30.78%
EPS	MIL	MILITARY DIVISION	\$25,759,816	\$77,279	\$0	\$0	\$0	\$0	\$0	0.00%
EPS	PAR	PAROLE BOARD	\$2,278,530	\$6,836	\$0	\$0	\$0	\$0	\$0	0.00%
EPS	POL	DEPARTMENT OF STATE POLICE	\$45,180,992	\$135,543	\$0	\$0	\$0	\$0	\$0	0.00%
EPS	SOR	SEX OFFENDER REGISTRY	\$483,614	\$1,451	\$0	\$0	\$0	\$0	\$0	0.00%
		TOTAL	\$188,552,150	\$565,656	\$21,082	\$1,996	\$4,093	\$6,088	\$27,170	4.80%
GOV	GOV	GOVERNORS OFFICE	\$887,875	\$2,664	\$1,019,601	\$0	\$0	\$0	\$1,019,601	38278.69%
		TOTAL	\$887,875	\$2,664	\$1,019,601	\$0	\$0	\$0	\$1,019,601	38278.69%
ITD	ITD	EXECUTIVE OFFICE OF TECHNOLOGY SERVICES AND SECURITY	\$93,818,939	\$281,457	\$1,931	\$11,886	\$703,707	\$715,593	\$717,524	254.93%
		TOTAL	\$93,818,939	\$281,457	\$1,931	\$11,886	\$703,707	\$715,593	\$717,524	254.93%
OCD	OCD	DEPARTMENT OF HOUSING AND COMMUNITY DEVELOPMENT	\$549,272,597	\$1,647,818	\$2,910,347	\$0	\$75,038	\$75,038	\$2,985,385	181.17%
		TOTAL	\$549,272,597	\$1,647,818	\$2,910,347	\$0	\$75,038	\$75,038	\$2,985,385	181.17%
VET	CHE	SOLDIERS' HOME IN MASSACHUSETTS	\$6,114,754	\$18,344	\$0	\$0	\$0	\$0	\$0	0.00%
VET	HLY	SOLDIERS' HOME IN HOLYOKE	\$2,091,714	\$6,275	\$0	\$0	\$0	\$0	\$0	0.00%
VET	VET	EXECUTIVE OFFICE OF VETERANS' SERVICES	\$7,429,335	\$22,288	\$0	\$0	\$0	\$0	\$0	0.00%
		TOTAL	\$15,635,803	\$46,907	\$0	\$0	\$0	\$0	\$0	0.00%
MCCA	MCCA	MASSACHUSETTS CONVENTION CENTER AUTHORITY	N/A	N/A	N/A	N/A	N/A	N/A	N/A	N/A
		TOTAL	N/A	N/A	N/A	N/A	N/A	N/A	N/A	N/A
MGC	MGC	MASSACHUSETTS GAMING COMMISSION	\$7,502,377	\$22,507	\$108,879	\$50	\$885	\$935	\$109,815	487.91%
		TOTAL	\$7,502,377	\$22,507	\$108,879	\$50	\$885	\$935	\$109,815	487.91%
MHA	MHA	MASSHOUSING	N/A	N/A	N/A	N/A	N/A	N/A	N/A	N/A
		TOTAL	N/A	N/A	N/A	N/A	N/A	N/A	N/A	N/A
		YEAR TO DATE GRAND TOTAL	\$7,617,572,952	\$22,852,719	\$6,425,935	\$422,610	\$2,564,576	\$2,987,186	\$9,413,120	41.19%

Appendix H: Vendor List – Direct Spending

The following is a list of diverse and small businesses with which the Commonwealth departments did business directly in FY2024, including certifications held during the year. Additional notations: *Company certification no longer valid at the time of report publication.

1-STOP DESIGN SHOP INC (WBE)	ALLIANCE DETECTIVE & SECURITY (WBE)	B&F HOME CARE SERVICES INC (MBE)	BOSTON AUTOMATIC TIME CLOCK CO (SBPP)
21ST CENTURY MANAGEMENT SERVICES INC (MBE, WBE, SBPP)	ALLIANCE HM CARE VSTG NURSE AGENCY (MBE, WBE, SBPP)	B.B.C.G. LLC (MBE)	BOSTON BOX LUNCH AND CATERING (WBE)
908 DEVICES INC. (SBPP)	ALLIED HOME HEALTH CARE INC (SBPP)	BAKUCARE, LLC (MBE, WBE)	BOSTON BUSINESS PRINTING INC (SBPP)
A CARING HEART NURSING SERVICES LLC (MBE, WBE)	ALL-TECH ELECTRIC INC. (SBPP)	BALD HILL BUILDERS LLC (WBE, SBPP)	BOSTON CHAIR MASSAGE INC (WBE)
A M APPRAISAL ASSOCIATES, INC (SBPP)	AMDA ENTERPRISES INC (WBE, SBPP)	BANKS II QUAN ASSOCIATES (WBE, SBPP)	BOSTON CHINATOWN NEIGHBORHOOD CENTER (MBE, WBE, SBPP)
A PLUS CONSTRUCTION SERVICES CORP (SBPP)	AMERICAN CHINESE CHRISTIAN (MBE, SBPP)	BARGMANN HENDRIE & ARCHETYPE INC. (WBE*)	BOSTON COMMUNITY PEDIATRICS INC (WBE)
A R BELLI INC (WBE)	AMERICAN ENVIRONMENTAL, INC. (MBE)	BAY COLONY GROUP INC (VBE, SBPP)	BOSTON MAILING COMPANY INC (WBE)
A W GIFFORD INC (SBPP)	AMERICAN MOVING & INSTALLATION INC (WBE)	BAY STATE ALARM SECURITY INC (SDVOBE)	BOSTON WHILE BLACK (MBE)
A-1 BATTERY & ELECTRIC INC (SBPP)	AMERICAN SERVICE CO INC (SBPP)	BAY STATE BUILDING SPECIALTIES INC (SBPP)	BOWLINK TECHNOLOGIES INC (SBPP)
A1 DATASHRED, LLC (WBE)	AMERICAN TRANSLATION (MBE, WBE)	BAY STATE COMMUNITY SERVICES INC (WBE)	BOYS & GIRLS CLUB FAMILY CENTER, INC. (MBE)
ABBAY RD HOME CARE SERVICES INC (WBE, SBPP)	AMERICAN TRANSMEDIA LLC (SBPP)	BAY STATE ENVELOPE INC (WBE)	BOYS & GIRLS CLUB OF (SBPP)
ABELARD PSYCHOTHERAPY INC (MBE, WBE, SBPP)	AMY SOBEL (SBPP)	BAYADA HOME HEALTH CARE INC (SBPP)	BOYS & GIRLS CLUB OF WOBURN INC (SBPP)
ABIDE INC (WBE)	AMY WELLS (SBPP)	BAYLINE INC (SBPP)	BOYS & GIRLS CLUBS OF METRO SOUTH (SBPP)
ACCELERATE INC (SBPP)	ANDREAS POLICE SUPPLY INC (WBE, SBPP)	BAYSIDE ENGINEERING INC (SBPP)	BOYS AND GIRLS CLUB OF GREATER LOWELL (SBPP)
ACCENT BANNER LLC (WBE)	ANGELA M BENSON (SBPP)	BAYSTATE INTERPRETERS INC (SBPP)	BOYS AND GIRLS CLUBS OF METROWEST INC (SBPP)
ACCESS INVESTIGATIONS INC (SBPP)	ANGSTROM ADVANCED INC (SBPP)	BAYSTATE MOBILE VETERINARY SERVICES (SBPP)	BRACTS & PISTILS LLC (WBE)
ACCURATE COURT REPORTING INC (SBPP)	ANNEX TRANSIT LLC (MBE)	BBE CORPORATION (WBE)	BRAND COMPANY INC (SBPP)
ACE MEDICAL SERVICES INC (MBE*)	ANTONELLIS CONSTRUCTION INC (MBE, SBPP)	BC TENT & AWNING CO INC (SBPP)	BRENDA M ST GERMAINE (SBPP)
ACK MARINE & GENERAL CONTRACTING LLC (WBE)	APC DEVELOPMENT GROUP, INC (VBE)	BEACON PHARMACY INC (SBPP)	BRENNAN CONSULTING, INC. (WBE)
ACP FACILITY SERVICES INC (MBE*)	APEX HEALTHCARE SERVICES INC (WBE)	BEAVERBROOK STEP INC (WBE)	BRIDGING INDEPENDENT LIVING TOGETHER INC (WBE)
ACT LAWRENCE INC (SBPP)	APOLLO SAFETY INC (VBE)	BEHAVIORAL HEALTH NETWORK INC (WBE)	BRIECOR INC (SBPP)
ACTION APPAREL INC. (SBPP)	APPLIED FORM + SPACE LLC (MBE)	BELCHERTOWN DAY SCHOOL (SBPP)	BRIGHAM INDUSTRIES INC (WBE)
ACTION FOR BOSTON COMM. DEV. INC (M/NPO)	AQUATIC RESTORATION CONSULTING LLC (WBE)	BEME WATER SYSTEM SOL INC (SBPP)	BRILLJENT LLC (WBE)
ACTION FOR BOSTON COMMUNITY (MBE)	ARC ANGEL COMMUNICATIONS LLC (DOBE)	BENOIT INTERPRETING SERVICE INC (MBE, VBE)	BRISTOL AGING & WELLNESS, INC (WBE)
ACTION INC (SBPP)	ARCHAEOLOGICAL & HISTORICAL SERVICES INC (WBE)	BERKSHIRE AREA HEALTH (WBE, SBPP)	BRITE-LITE ELEC CO INC (SBPP)
ACTIVITAS INCORPORATED (SBPP)	ARCHIPELAGO STRATEGIES GROUP INC (MBE, WBE, LGTBE)	BERKSHIRE FAMILY YOUNG MENS CHRSTN ASSOC (SBPP)	BRM LLC (WBE, SBPP)
ADAMS PLUMBING & HEATING, INC. (WBE)	ARGUS COMMUNICATIONS INC (MBE)	BERKSHIRE HILLS MUSIC ACADEMY (SBPP)	BROCKTON AREA MULTI-SERVS INC (MBE)
ADAMSON INDUSTRIES CORP (WBE*, SBPP)	ARMEDIA (MBE, VBE)	BERKSHIRE SOUTH REGIONAL (SBPP)	BROCKTON AREA WORKFORCE INVESTMENT (SBPP)
ADAPTIVISION INC (SBPP)	ARMOR DOOR & LOCK INC (SBPP)	BERKSHIRE TRAINING AND EMPLOYMENT, INC. (SBPP)	BROCKTON NEIGHBORHOOD HLTH CTR (WBE*)
ADI'S LANGUAGE SCHOOL CORP (WBE, SBPP)	ARTHUR T BROSANAN JR (SBPP)	BESTPRO CLEANING LLC (MBE, WBE, SBPP)	BROCO OIL INC (SDVOBE)
ADOLESCENT CONSULTATION (SBPP)	ARTISTS FOR HUMANITY INC (SBPP)	BETTERSECTOR LLC (WBE)	BROOKLINE HEARING SERVICES (SBPP)
ADONAI ALLIANCE HOME HEALTHCARE AGENCY (MBE, WBE)	ASIAN AMERICAN CIVIC ASSOC (SBPP)	BETTS PLUMBING & HEATING SUPPLY INC (WBE, SBPP)	BROOKVIEW HOUSE INC (MBE)
ADS ENVIRONMENTAL ENGINEERING, LLC (SBPP)	ASIAN COMMUNITY DEVELOPMENT (M/NPO)	BEVCO ASSOCIATES INC (MBE, WBE)	BROWN RICHARDSON & ROWE INC (WBE)
ADVANCE AIR & HEAT CO INC (WBE, SBPP)	ASIAN TASK FORCE AGAINST (MBE, WBE)	BEVERLY CHILDRENS LEARNING CTR INC (SBPP)	BRUCE FORTUNATO (SBPP)
ADVANCED ALARM SYSTEMS INC (SBPP)	ASSABET MACK SERVICE INC (SBPP)	BIDDOS ONLINE INC. (WBE, SBPP)	BRYAN HORCH (SBPP)
ADVANCED COURT REPORTING LLC (WBE)	ASSOCIACOA CABOVERDIANA (MBE)	BIERMANN SERVICES INC (WBE)	BUILDERS SYSTEMS INC (SBPP)
ADVANCED PRESENTATION SYSTEMS INC (MBE, WBE)	ASSOCIATION OF GOVERNMENT (SBPP)	BIG GAME OUTFITTERS INCORPORATED (WBE)	BUILDING BRIDGES THROUGH MUSIC (SBPP)
AETNA FIRE ALARM SERV INC (WBE)	ASSOCIATION OF HAITIAN WOMEN (SBPP)	BIGLOW NURSERIES INC (WBE)	BULLDOG FIRE APPARATUS (SBPP)
AHC ALLIED HEALTHCARE OF NEW ENGLAND INC (WBE)	ATANE ENGINEERS PC (MBE)	BILL TOMPKINS CORP (WBE, VBE, SBPP)	BURNELL CONTROLS INC (SBPP)
AI ENGINEERS INC (MBE)	ATKINSON CARPET INSTALLATION (WBE)	BIOMARINE RESEARCH CORP (SBPP)	BUYER ADVERTISING INC (WBE)
AIDS PROJECT WORCESTER INC (SBPP)	ATL CONST INC (SBPP)	BJ COCKRELL REAL ESTATE APPRAISAL & CONSULTING (MBE, WBE)	C & A CONSTRUCTION CO (WBE)
AIR CLEANING SPECIALISTS OF NE (SBPP)	ATLANTIC EQUIPMENT LLC (SBPP)	BLACK ECONOMIC COUNCIL OF MASS, INC. (M/W/NPO, SBPP)	C & C CONSULTING ENGINEERS LLC (MBE)
ALIANZA DV SERVICES, INC. (WBE, SBPP)	ATLANTIC HEARING CARE INC (SBPP)	BLACK ECONOMIC COUNCIL OF MASSACHUSETTS, INC. (MBE, WBE)	C & C JANITORIAL SUPPLIES, INC (WBE)
ALICE GRAHAM-BROWN (SBPP)	ATLANTIC WHITE SHARK CONSERVANCY, INC (SBPP)	BLACKPRINT EDUCATION CONSULTING (MBE)	C A CROWLEY ENGINEERING INC (WBE)
ALL OUT ADVENTURES INC (SBPP)	ATLAS TRAVEL & TECHNOLOGY GROUP INC (WBE)	BLUE FLEET WELDING INC (SBPP)	C BAILY LAW, LLC (WBE)
ALL SPORTS HEROES UNIFORMS (WBE)	ATTENTIVE HOME CARE INC (MBE, SBPP)	BMCA INC (VBE, SBPP)	C4 INNOVATIONS LLC (WBE)
ALL-COMM TECHNOLOGIES INC (SBPP)	AUDIOLOGY & HEARING SOLUTIONS INC (SBPP)	BORDERLAND PARTNERS LLC (MBE)	C4CABLE LLC (WBE)
ALLE INSIGHTS, LLC (MBE, WBE)	AURA STAFFING PARTNERS CHICAGO LLC (WBE)	BOSHCO INC (SBPP)	CADWELL PRODUCTS CO INC (WBE*)
ALLEN & MAJOR ASSOCIATES INC. (SDVOBE, SBPP)	AXIOM PARTNERS INC (SBPP)	BOSS LADY SISTERS LLC (MBE, WBE, SBPP)	CAIN 176 CORP (SBPP)
ALLEN DANIEL ASSOCIATES INC (SBPP)	AYALA LIVNY CONSULTING LLC (SBPP)	BOSTON ARTIFICIAL LIMB CO INC (SBPP)	CAM OFFICE SERVICES INC (MBE, WBE)
ALLIANCE COMMUNITY CONNECTIONS, INC (MBE)	B C CONSTRUCTION CO INC (SDVOBE)	BOSTON ASIAN YOUTH ESSENTIAL (MBE)	CAMBRIDGE COMMUNITY CENTER INC (SBPP)

CAMBRIDGE ECONOMIC OPPORTUNITY (M/NPO)
CAMELOT TOOLS LLC (WBE)
CAMPROMO PARTNERS LLC (SBPP)
CAPE & ISLANDS WORKFORCE DEVELOP BOARD (SBPP)
CAPE ANN TRANSPORT AUTHORITY (SBPP)
CAPE COD COMMERCIAL FISHERMEN'S ALLIANCE (SBPP)
CAPE COD ECONOMIC DEVELOPMENT (SBPP)
CAPUANO PRIVATE HOME CARE INC (SBPP)
CARACAS CONSTRUCTION CORP (MBE)
CAREY AUTO INC (SBPP)
CARIBBEAN FOUND OF BOSTON INC (SBPP)
CARIBE COMMUNICATIONS & PUB (MBE, SBPP)
CARING HEALTH CENTER INC (MBE)
CARROLL COMMUNICATIONS GROUP LLC (SBPP)
CASA ESPERANZA INC. (MBE)
CASA ESPERANZA, INC. (MBE)
CASA MYRNA VAZQUEZ INC (WBE)
CASABLANCA SERVICES INC (MBE)
CASEY HALL (WBE)
CASNA EDUCATIONAL CONSULTING LLC (WBE)
CASSIDY CORP. (SBPP)
CASTIGLEGO & SONS SEAFOOD (SBPP)
CASTLE ROCK ASSOCIATES INC (WBE)
CAUSEMEDIA INC (MBE*, WBE)
CAUSEMEDIA, INC. DBA: MORE ADVERTISING (MBE, WBE)
CAVENDISH SCOTT EAST INC (SBPP)
CDD LANDSCAPING & BOBCAT SERV (MBE)
CDW CONSULTANTS INC (WBE, SBPP)
CELESTE N DERECHO PHD (WBE, SBPP)
CELESTE R WILSON (SBPP)
CENTER FOR COASTAL STUDIES (SBPP)
CENTER FOR COLLABORATIVE EDUC (SBPP)
CENTER FOR ECOLOGICAL (WBE)
CENTER FOR ECOTECHNOLOGY, INC. (WBE)
CENTER FOR HUMAN DEVELOPMENT INC (WBE)
CENTER OF HOPE FOUNDATION, INCORPORATED (WBE)
CENTRAL BOSTON ELDER SERVICES INC (MBE)
CENTRAL CEILINGS INC (VBE)
CENTRAL MASS AREA HEALTH (WBE)
CENTRO LAS AMERICAS INC (MBE)
CENTURY HOMECARE LLC (MBE, WBE)
CENTURY PAVING & CONST CORP (SBPP)
CHARTER CONTRACTING COMPANY LLC (MBE)
CHELMSFORD AUTO ELECTRIC INC (SBPP)
CHELSEA RESTORATION CORPORATION (SBPP)
CHEM NUT EQUIPMENT INC. (SBPP)
CHEVIN FLEET SOLUTIONS LLC (SBPP)
CHICOPEE CHILD DEVELOPMENT (SBPP)
CHILD DEVELOPMENT AND EDUCATION INC (WBE)
CHILD WELFARE LEAGUE OF (SBPP)
CHILDREN'S SERVICES OF ROXBURY, INC. (MBE)
CHILDREN'S TRUST, INC. (SBPP)
CHLOETA FIRE, LLC (MBE)
CHOICE COMMUNITY SUPPORTS INC (SBPP)
CHOICES4TEENS MENTORING GROUP (M/W/NPO)
CHRISTINE MILLER (WBE)
CITIWORKS, CORP. (SBPP)
CITIZEN SECURITY CORP (SBPP)
CITIZENS INN INC (SBPP)
CITY ENTERPRISE INC (MBE, WBE)

CITY EXPRESS INC (SBPP)
CITY POINT PARTNERS LLC (WBE)
CITY SEALCOATING INC (MBE, SBPP)
CIVIC SPACE COLLABORATIVE LLC (WBE)
CIVITECTS PC (WBE)
CLEAN CUT SOLUTIONS, LLC (SBPP)
CLIVUS NEW ENGLAND INC (SBPP)
CM CLEANING COMPANY INC (WBE, SBPP)
COASTAL MARINE CONSTRUCTION LLC (WBE)
CODMAN SQUARE HEALTH CENTER (MBE)
CODMAN SQUARE NDC (M/W/NPO)
COHEN CLEARLY, PC (SBPP)
COLD SPRING ENV CONSULT (SBPP)
COLLECTIVE INSIGHT LLC (WBE, SBPP)
COLLEEN DONOHUE (WBE)
COLONIAL TRAVELER MOTOR COURT, (SBPP)
COLORTRIEVE SYSTEMS INC. (VBE, SBPP)
COMEAU EXCAVATING INC (WBE)
COMMODORE BUILDERS LLC (VBE)
COMMONWEALTH FAMILY (WBE)
COMMONWEALTH INFORMATICS, INC. (SBPP)
COMMUNICATE HEALTH, INC. (WBE, LGBTBE, SBPP)
COMMUNITY ACTION PIONEER VALLEY, INC. (WBE)
COMMUNITY ADOLESCENT RESOURCE (WBE, SBPP)
COMMUNITY AUTISM RESOURCES INC (WBE, SBPP)
COMMUNITY CARING CLINIC LLC (MBE)
COMMUNITY NETWORKS CORPORATION (SBPP)
COMMUNITY REHAB CARE INC (SBPP)
COMMUNITY WORKSHOPS INC (SBPP)
COMPASS WORKING CAPITAL INC (M/W/NPO)
COMPREHENSIVE ENVIRONMENTL INC (WBE, SBPP)
COMPUNNEL SOFTWARE GROUP INC (MBE)
CONECO ENGINEERS & SCIENTISTS INC (SBPP)
CONGREGACION LEON DE JUDA (SBPP)
CONLON PRODUCTS INC (SBPP)
CONSIDER IT DUNN INC (SBPP)
CONTINENTAL RESOURCES INC (WBE)
CONVENIENT HOME CARE SERVICES INC (MBE*, WBE*)
COOLSOFT LLC (MBE)
COPLEY COURT REPORTING INC (SBPP)
CORPORATION FOR ADVMNT OF MED TECH (SBPP)
CORPORATION FOR PUBLIC MGMT (SBPP)
CRAFTING MINDS: CTR FOR READING & ACHIE (WBE)
CRAYON CAMPUS INC. (SBPP)
CRAYON CAMPUS LEARNING CTR INC. (SBPP)
CREATIVE OFFICE PAVILION LLC (WBE)
CREATIVE TOUCH DESIGN LLC (WBE)
CRIPSUS ATTUCKS CHILDRENS (MBE)
CROSS CULTURAL COMM SYSTEM INC (WBE)
CROSSROADS FOR KIDS INC (SBPP)
CROWLEY COTTRELL LLC (WBE)
CSS ARCHITECTS INC (WBE)
CSW INC (WBE*)
CT-FAMILY CARE SERVICES LLC (MBE*)
CULLEN MECHANICAL INC (WBE)
CURRY WATERPROOFING & MASONRY REST INC (WBE)
CUTTYHUNK SHELLFISH FARMS LLC (WBE)
D B I WASTE SYSTEMS INC (SDVOBE)
D2 EMERGENCY MANAGEMENT CONSULTING LLC (VBE)
DAGLE ELECTRICAL CONSTR CORP (WBE)

DANDREO BROS GEN CONTRACT & MASONRY LLC (SBPP)
DARTER SPECIALTIES INC (WBE)
DAVEN CORP (WBE)
DAWN C KENNEDY (MBE, WBE)
DAWOOD ENGINEERING INC (MBE)
DAYMARK ENERGY ADVISORS, INC (SBPP)
DEBOISE CONTRACTORS CO (MBE)
DEBORAH REIDY (WBE)
DEBRA POASTER (SBPP)
DECISION DISTRIBUTION AMERICA, LLC (MBE)
DEDHAM SPORTSMENS CENTER INC (SBPP)
DEFENSE INVESTIGATORS GROUP INC (VBE, SBPP)
DEFTHANDS (SBPP)
DELECTABLE DESIRES PASTRIES, INC. (MBE, WBE)
DELIGHT MEDICALS INC (WBE)
DENNISON MEMORIAL COMMUNITY CENTER (SBPP)
DEVALLES MEMORIAL FAMILY (WBE)
DEVELOPMENTAL DISABILITIES (SBPP)
DEVELOPMENTAL EVALUATION (WBE)
DG MARSHALL ASSOCIATES INC (SBPP)
DH REPORTING SERVICES INC (SBPP)
DHK ARCHITECTS, INC. (MBE, SBPP)
DIANE B MULLAHY (WBE*, SBPP)
DIANE K BROOKS VOL ADMIN (SBPP)
DIETZ & COMPANY ARCHITECTS INC (WBE)
DILLON BOILER SERVICES CO INC (VBE)
DIMOCK COMMUNITY HEALTH CTR (MBE)
DISABILITY POLICY CONSORTIUM INC (SBPP)
DISABILITY RESOURCE CENTER INC (SBPP)
DISMAS HOUSE OF MASS., INC. (SBPP)
DIVINE HEALTH GROUP INC (MBE, WBE, SBPP)
DMA HEALTH STRATEGIES, INC. (WBE)
DOMINIC J GERVASI (SBPP)
DONE RIGHT BUILDING SERVICES, INC. (MBE)
DONLON DRAPER INC (SBPP)
DONNA JACKSON (SBPP)
DOROTHEA M ROURKE (SBPP)
DOVE, INC. (WBE, SBPP)
DRAIN SHOOTER INC (WBE)
E C DIVERS INC (SBPP)
E COAST REFINISH & SURFACE STRIPPING INC (SBPP)
E T & L CORP (WBE)
E W SYKES (SBPP)
EAGLE FLAG OF AMERICA INC (SBPP)
EARLY LEARNING CHILD CARE INC (WBE, SBPP)
EAST BOSTON ECUMENICAL (SBPP)
EAST BOSTON SOCIAL CENTERS INC (SBPP)
EAST COAST AERO CLUB INC (SBPP)
EAST END HOUSE (SBPP)
ECOLOGIC ENTOMOLOGY LLC (LGBTBE, SBPP)
ECONOMIC MOBILITY PATHWAYS INC (WBE)
ECUMENICAL SOCIAL ACTION CMTE INC (SBPP)
EDGEMERE CONSULTING CORPORATION (SBPP)
EDGEWOOD DESIGN & ARCHITECTURE INC (WBE, VBE)
EDM ENGINEERING & LANDSCAPE ARCHITECTURE (SBPP)
EDUCATION RESOURCE STRATEGIES, INC. (WBE)
EDWARD M. KENNEDY COM HLTH CTR, INC (WBE*)
ELECTRICAL ENGINEERING & SVC CO (SBPP)
ELECTRICAL INSTALLATIONS LLC EI (WBE*)
ELECTRONIC SECURTIY & CONTROL (WBE)

ELEGANT STITCHES INC (MBE)
ELITE ENVELOPE AND GRAPHICS (SBPP)
ELIX CINTRON (SBPP)
ELLIE'S PET BARN INC (SBPP)
ELLIS EARLY LEARNING, INC. (SBPP)
EMBREE & WHITE INC (SBPP)
EMH RECOVERY INC (SBPP)
EMMAUS INC (WBE)
ENCORE CONTRACTING SERVICES INC (MBE)
END MASS OVERDOSE, INC (SBPP)
ENLACE DE FAMILIAS DE HOLYOKE (MBE)
ENVIRONMENTAL PARTNERS GRP INC (SBPP)
ENVIROTECH LABORATORIES INC (SBPP)
EPOCH HEALTH CARE LLC (MBE, WBE)
EPSILON ASSOCIATES INC (SBPP)
EPXRESS YOURSELF (MBE*, WBE)
ERIC WHITNEY (SBPP)
ESL AND TOEFL ASSOCIATES LLC (WBE, SBPP)
ESPRIT_PARTNERSHIP FOR INDEPENDENCE INC (SBPP)
E-SQUARED CONSULTING CORPORATION (MBE)
EVALOGIC SERVICES, INC. (SBPP)
EVEREST HOME HEALTH INC (MBE, WBE)
EXCELL CONSTRUCTION CORPORATION (MBE)
EXCELSURE HOMES HEALTH CARE SOLUTION LLC (MBE*, WBE*)
EXPERFY INC (MBE)
EZ HEALTHCARE OF BOSTON GROUP INC (MBE)
FAIRFAX DATA SYSTEMS INC (MBE, VBE*)
FALCON CORRECTIONAL SERVICES (MBE, WBE)
FAMILY INDEPENDENCE, INC (WBE)
FATHERS' UPLIFT INC (MBE*)
FDR CENTER FOR P & O (SBPP)
FELIX A MARINO CO INC (SBPP)
FENNICK MCCREDIE ARCHITECTURE LTD (WBE)
FERRARA SPRING WORKS INC (WBE)
FINEGOLD ALEXANDER ARCHITECTS, INC. (WBE)
FINEPOINT ASSOCIATES LLC (WBE)
FIRE SYSTEMS INC (SBPP)
FIRST CHURCH IN CAMBRIDGE (SBPP)
FIRST-CALL MEDICAL INC (SBPP)
FISHERMAN'S WHARF GLOUCESTER, LLC (SBPP)
FISHING PARTNERSHIP (SBPP)
FLN-MAR RUBBER & PLASTICS INC (SBPP)
FLOWETIK, LLC (SBPP)
FLYNN ENTERPRISES INC. (SDVOBE)
FOCUS HOME HEALTHCARE LLC (MBE, WBE, SBPP)
FOWLER PRINTING & GRAPHICS INC (WBE)
FRAME SHOPS OF WESTCHESTER INC (WBE)
FRANCES HEALTH SERVICES LLC (MBE, WBE)
FRANEY MEDICAL LAB INC (SBPP)
FRANK LABELLES SALES (SBPP)
FRANK P MCCARTIN CO INC (SBPP)
FRANKLIN COUNTY COMMUNITY (SBPP)
FRANKLIN II INC (WBE, SBPP)
FRANKLIN LAND TRUST INC (SBPP)
FRASER ENGINEERING COMPANY INC (WBE)
FRIENDS OF CHILDREN INC (SBPP)
G & L LABS, INC. (MBE, WBE, SBPP)
G A BLANCO & SONS INC (MBE, SBPP)
G T EXCAVATING CORP (WBE)
GAAMHA INCORPORATED (WBE, SBPP)

GANDARA MENTAL HEALTH CENTER INC (MBE)
GARLAND CONSTRUCTION CORP (MBE, WBE)
GENERAL AIR CONDITIONING (MBE)
GENERAL SUPPLY & METALS INC (SBPP)
GENESIS CLUB HOUSE INC (SBPP)
GERALDINE K SHEA (SBPP)
GIFFORD STREET WELLNESS CENTER, LLC (SBPP)
GIFTED HANDS HOMECARE LLC (MBE, WBE)
GIGGLE GARDENS INC (MBE, WBE)
GIRL SCOUTS OF CENTRAL & WESTERN MA INC (SBPP)
GIRLS INC OF THE VALLEY (SBPP)
GIRLS INCORPORATED OF GREATER LOWELL (SBPP)
GIRLS INCORPORATED OF LYNN (WBE)
GLADYS ALLEN BRIGHAM COMMUNITY CTR (WBE)
GLASS AND MIRROR (WBE, SBPP)
GLOBAL DIGITINE LLC (MBE, WBE)
GLOBAL LINK LANGUAGE SERVICES, INC. (WBE, SBPP)
GM2 ASSOCIATES INC (MBE)
GOLDEN HEART HOME HEALTHCARE LLC (MBE)
GOMES CONSTRUCTION CO INC (WBE, SBPP)
GOOD HOPE WELLNESS INC (MBE, WBE)
GOODWILL INDUSTRIES (SBPP)
GORDON INDUSTRIES INC. (SBPP)
GOVERNMENT SCIENTIFIC SOURCE (VBE)
GRAFTON AND UPTON RAILROAD CO (SBPP)
GRANT STEEL CO INC (SBPP)
GREAT GETAWAYS INC (WBE, SBPP)
GREATER BOSTON CHINESE (MBE)
GREATER HOLYOKE YMCA (SBPP)
GREATER MILFORD EYE ASSOC INC (SBPP)
GREATER NORTH SHORE LINK, INC. (SBPP)
GREEN INTERNATL AFFILIATES INC (MBE)
GUARANTEED BUILDERS & DEVELOPE (VBE*)
GUARDIAN ANGEL SENIOR SERVICES, INC (WBE)
GUARDIAN ENERGY MANAGEMENT SOLUTIONS (SBPP)
GUARDIAN HEALTHCARE LLC (MBE)
GUARDRAIL SOLUTIONS LLC (WBE)
GUERRIERE & HALNON INC (SBPP)
GUIDEWIRE, INC. (WBE)
GUY BROWN, LLC (MBE)
HAITIAN AMERICAN PUBLIC HEALTH (MBE)
HALYARD, LLC (SBPP)
HAMPSHIRE-FRANKLIN CHILDRENS (SBPP)
HAPPY DAY CHILD CARE (SBPP)
HARBORCOV INC (WBE)
HAYDEN SAFE & LOCK CO INC (SBPP)
HAYWOOD ASSOCIATES INC (SBPP)
HBC NEW ENGLAND HEARING INSTRUMENTS LLC (SBPP)
HEALING ABUSE WORKING FOR CHANGE, INC. (WBE)
HEALTH CARE PHARMACY INC (WBE*)
HEALTH IMPERATIVES, INC (WBE)
HEALTH QUARTERS INC (SBPP)
HEALTH TRAINING EDUCATIONAL SERVS INC (SBPP)
HEALTHDATAVIZ LLC (WBE, SBPP)
HEALTHY AIR SOLUTIONS INC (SBPP)
HEALTHY DIRECTIONS INC (W/NPO)
HEARTH INC (W/MPO)
HEARTHWAY, INC. (SBPP)
HELENE KARL ARCHITECTS INC (WBE, SBPP)
HERCULES SLR (US) INC (SBPP)

HERITAGE PLANTATION OF (SBPP)
HFSE INC (WBE, SBPP)
HIGH 5 ADVENTURE LEARNING (SBPP)
HIGH COUNTRY WORKWEAR INC (SBPP)
HILDEBRAND FAM SELF HELP CTR (SBPP)
HOLYOKE HEALTH CENTER INC (MBE)
HOLYOKE SMOKES CORP (MBE)
HOME CARE WITH GRACE LLC (MBE, WBE)
HOMELAND INDUSTRIAL SUPPLY, INC. (WBE)
HOMELESS PREVENTION COUNCIL, INC. (SBPP)
HOPE RESTORED HUMAN SERVICES (MBE, SBPP)
HORSLEY & WITTEN INC (SBPP)
HOUSING FAMILIES INC. (SBPP)
HOUSINGTOHOME LLC (WBE)
HRV PERFORMANCE VERIFICATION ASSOC INC (WBE)
HUB GLASS SERVICES INC (WBE)
HUB GLASS SERVICES, INC. (WBE)
HUMAN IN COMMON (WBE)
HUMAN SERVICE FORUM, INC (WBE)
HUNTER SYSTEMS GROUP INC (SBPP)
HYDRA TECH, INC (SBPP)
HYGGEMAIL LLC (MBE, WBE)
IASIS SOLUTIONS LLC (MBE, WBE, SBPP)
IBC OFFSHORE INC (WBE)
ICON ARCHITRISES LLC (WBE)
IMMIGRANT FAMILY SERVS INST (IFSI-USA) (MBE)
INDEPENDENCE ASSOCIATES INC (SBPP)
INDEPENDENCE HOUSE INC (WBE)
INDUS TRANSLATION SERVICES (MBE, WBE)
INDUSTRIAL STEEL & BOIL SERV (SBPP)
INFOJINI INC (MBE)
INFRASTRUCTURE LTD (VBE)
INNER MIND DEVELOPMENT GROUP LLC (MBE, WBE)
INNES ASSOCIATES LTD (WBE, SBPP)
INNO4 LLC (SBPP)
INNOVATIVE CLAIMS STRATEGIES, LLC (WBE)
INQUILINOS BORICUAS EN ACCION (MBE, SBPP)
INSTITUTE FOR APPLIED NETWORK (SBPP)
INSTITUTE FOR HEALTH AND (WBE)
INSURANCEONE INSURANCE AGENCY, INC. D/B/A: WEST INSURANCE AGENCY, INC. (MBE)
INTEGRITY EYE CARE LLC (WBE, SBPP)
INTEGRITY HOME CARE SOLUTIONS LLC (MBE, WBE)
INTEPROS INCORPORATED (WBE)
INTERCULTURAL PRODUCTIONS, LLC (MBE)
INTERNATIONAL HEALTH SOLUTIONS INC (WBE)
INTERNATIONAL HUNTER EDUC ASSC (SBPP)
INTERNATIONAL INSTITUTE OF GR LAWR (SBPP)
INTERNATIONAL PROTECTIVE (WBE)
INTERNAT'L HLTH CARE TRAIN & SVCS LLC (SBPP)
INTERPRETERS & TRANSLATORS INC (MBE)
INTERSEMINARIAN-PROJECT PLACE (WBE, SBPP)
IRON HORSE STRUCTURES (SBPP)
IRON TREE SERVICE LLC (SBPP)
IRON-LIFT LLC (WBE)
IRONMAN INC (SBPP)
ISLAND ENERGY INC (SBPP)
ISLAND HEALTH INC. (SBPP)
ISSUES MANAGEMENT GROUP INC (SBPP)
IT MANTRA LLC (MBE, WBE)

J & R PRE-CAST INC (SBPP)
J DEMARCO INC (VBE, DOBE)
J F GRIFFIN PUBLISHING LLC (SBPP)
J L RAYMAAKERS & SONS INC (WBE)
J M BOOTH & ASSOCIATES, INC (SBPP)
J M EQUIPMENT CO INC (SBPP)
J P RIVARD TRAILER SALES INC (SBPP)
J TROPEANO INC (WBE)
JACKRABBIT DESIGN, INC. (SBPP)
JAMAICA PLAIN NEIGHBORHOOD DEVEL CORP (MBE)
JAMES E LARKIN INC (SBPP)
JAMIE CAPLAN CONSULTING LLC (WBE)
JANE DOE INC MASS COALITION (SBPP)
JEANNE GEIGER CRISIS CTR INC (WBE)
JEFF OLLIVIERRE (MBE)
JENNIFER BETH HASHLEY (SBPP)
JENNIFER LEIGH VORCE (SBPP)
JENNIFER LEONARD (SBPP)
JERE FULLERTON (SBPP)
JET SECURITY LLC (VBE)
JG HOME HEALTH CARE SERVICES (SBPP)
JIMENEZ & SON CONSTRUCTION CO INC (MBE)
JJRCONSULTING LLC (WBE)
JK SERVICES INC (MBE)
JKH ENTERPRISES LLC (SBPP)
JOHN ASHFORD LINK HOUSE INC (SBPP)
JOHN CANTO LANDSCAP & BOBCAT (MBE)
JOHN DALTON (SBPP)
JOHN F KENNEDY FAMILY SERV CENTER INC (SBPP)
JOHN F URATO (SBPP)
JONES & FULLER REPORTING INC (SBPP)
JONES ARCHITECTURE INC (SBPP)
JORDAN ENTERPRISES (MBE, SBPP)
JOSEPH A LAVALLEE (SBPP)
J'S AUTOMOTIVE WAREHOUSE INC (SBPP)
JS CONTRACTORS INC (SBPP)
JSSJR ENTERPRISES INC (SBPP)
JT STURM CORPORATION (SBPP)
JULES CATERING INC (WBE)
JULIE DONNELLY (SBPP)
JULIES FAMILY LEARNING PROG INC (SBPP)
JUSTICE RESOURCE INSTITUTE INC (WBE)
K AND M COMMUNICATIONS CORP (VBE)
K N E CORPORATION (SBPP)
KS CORPORATION (WBE)
KAREN L SANDLER (SBPP)
KATHERINE FLAHERTY (SBPP)
KEANE FIRE & SAFETY EQUIPMENT CO INC (WBE)
KEANE FIRE & SAFETY EQUIPMENT CO., INC. (WBE)
KEKA SERVICES, INC (MBE, SBPP)
KEVILLE ENTERPRISES INC (WBE)
KIDS ARE PEOPLE ELEMENTARY (SBPP)
KIDS UNLIMITED SERVICES INC (WBE, SBPP)
KIMBERLY A BURNS (WBE)
KING OPTICAL CO INC (SBPP)
KITTRIDGE EQUIPMENT COMPANY INC (WBE)
KJP PARTNERS LLP (SBPP)
KLEM TRACTOR INC (WBE)
KLOPFER MARTIN DESIGN GROUP LLC (WBE)
KMA, LLC (MBE)

KNEELAND CONSTRUCTION COMPANY (SBPP)
KOBO UTILITY CONSTRUCTION CORP (SBPP)
KOSMOS CONSTRUCTION INC (SBPP)
KT & T DISTRIBUTORS INC (MBE)
KYRAN RESEARCH ASSOCIATES INC (WBE)
KYYBA INC (MBE)
KYYBA TECH INC (MBE)
L P COLLEGE INC (WBE)
LA ALIANZA HISPANA INC (MBE)
LAILONNIE J KEENE (WBE)
LAMSON ENGINEERING CORP (MBE)
LANCASTER PACKAGING INC (MBE, WBE)
LANCELOT JANITORIAL & PAPER (SBPP)
LANCESOFT, INC (MBE, WBE)
LANDSCAPEXPRESS INC (SBPP)
LANE PRINTING CO INC (WBE, SBPP)
LANGUAGE BRIDGE LLC (WBE)
LASHWAY LUMBER INC (SBPP)
LAST CALL MEDIA INC (SBPP)
LATIN AMERICAN HLTH (MBE)
LAWRENCE TRAINING SCHOOL, INC (MBE*, WBE*, SBPP)
LDS CONSULTING GROUP, LLC (MBE, WBE)
LEADING LIGHT BEHAVIORAL HEALTH INC (MBE, WBE)
LEDGES SCHOOL & RESIDENT INC (SBPP)
LEERS WEINZAPFEL ASSOCS INC (WBE)
LEGACY PROMOTIONAL PRODUCTS INC (WBE)
LEMELIN ENVIRONMENTAL SERVICES INC (WBE)
LEONARD C MINNIS (SBPP)
LEONE MARKETING SOLUTIONS INC (WBE)
LESLIE SAUL AND ASSOCIATES INC (WBE)
LETS GO TECHNOLOGY INC (SBPP)
LETTERMAN WHITE CONSULTING LLC (WBE)
LEVITAN & ASSOCIATES INC (SBPP)
LIFE NEEDS CO-OP INC (SBPP)
LIFE SKILLS INC (WBE)
LIFE-SKILLS INC (W/MNO)
LIFT & CARE SYSTEMS INC (SBPP)
LIGHTHOUSE WELLNESS AND HEALTH EDUCATION (SBPP)
LIKARR INC (SBPP)
LIN ASSOCIATES INC (MBE, SBPP)
LINDA M PALMER APRN BC LLC (SBPP)
LISA MARIE PHIPPS (WBE)
LITTLE FOLKS COMMUNITY (SBPP)
LITTLE PEOPLES COLLEGE INC (WBE)
LIVING INDEPENDENTLY FOR EQUALITY INC (SBPP)
LIZAK BUS SERVICE INC (SBPP)
LIG ASSOCIATES INC (SBPP)
LML GREEN DRY CLEANING LLC (SBPP)
LMM ASPHALT INC (WBE)
LN WESTGATE LLC (WBE, LGTBTE)
LOA ENTERPRISES INC (WBE)
LOVE AND MERCY HOME HEALTHCARE LLC (MBE*)
LOWELL ACADEMY INC (SBPP)
LOWELL ASSOC FOR THE BLIND (SBPP)
LOWELL DAY NURSERY ASSOC (SBPP)
LOWELL HOUSE INC (SBPP)
LUCKY GREEN LADIES LLC (WBE, LGTBTE)
LUCOS TRANSPORTATION LLC (MBE)
LUDLOW CONSTRUCTION CO INC (PBE)
LUMINOSITY BEHAVIORAL HEALTH SVCS INC (SBPP)

LVJ TRAILERS & EQUIPMENT LLC (SBPP)
 LYNN SHELTER ASSOCIATION INC (SBPP)
 M & M CONTRACT CLEANING INC (MBE, SBPP)
 M & R CONSULTANTS CORPORATION (MBE)
 M E OBRIEN & SONS INC (WBE)
 M O L I F E INC (WBE)
 M. L. SCHMITT INC (SBPP)
 MACKAY CONST SERVICES INC (SBPP)
 MADE AT HOME WITH ERINN LLC (MBE, WBE)
 MADISON PARK DEVELOPMENT CORP (M/W/NPO, SBPP)
 MADISON PARK DEVELOPMENT CORPORATION (MBE, WBE)
 MAESTRANZI BROS INC (SBPP)
 MAJOR BLOOM LLC (MBE)
 MANCHAUG POND FOUNDATION INC (SBPP)
 MANNY R PAVING & CONTRACTING INC (MBE)
 MANSFIELD PAPER CO INC (VBE)
 MAP ACADEMY CHARTER SCHOOL (SBPP)
 MARIE R DUNN (SBPP)
 MARK A BOLDRIGHINI (SBPP)
 MARKET STREET RESEARCH INC (WBE, SBPP)
 MARKETING DOCTOR INC (WBE, SBPP)
 MARKINGS INC (WBE, SBPP)
 MARTHA'S VINEYARD CENTER FOR LIVING (SBPP)
 MARTINO'S SEAFOOD LLC (SBPP)
 MARY JO SCHWIE LOUGHRAN (SBPP)
 MARYANN THOMPSON (WBE)
 MASS ASSN CONSERVATION DIST (SBPP)
 MASS ASSOC OF HEALTH BOARDSINC (SBPP)
 MASS COALITION PREVENTION MEDICAL ERRORS (SBPP)
 MASS HEALTH DATA CONSORTIUM INC (SBPP)
 MASS HLTH QUAL PARTNERS, INC. (WBE)
 MASS MENTORING PARTNERSHIP (SBPP)
 MASS SCHOOL OF BARBERING INC (SBPP)
 MASS TANK INSPECTIONS SERVICES LLC (SDVOBE)
 MASSACHUSETTS ALLIANCE OF (SBPP)
 MASSACHUSETTS ASSOCIATION OF (SBPP)
 MASSACHUSETTS COASTAL RAILROAD, LLC (SBPP)
 MASSACHUSETTS COUNCIL ON GAMIN (WBE, SBPP)
 MASSACHUSETTS HEALTH OFFICERS (SBPP)
 MASSACHUSETTS INTERSCHOLASTIC (SBPP)
 MASSACHUSETTS PUBLIC HEALTH (SBPP)
 MASSACHUSETTS WOODLANDS INSTITUTE (SBPP)
 MASTV//EL PLANETA LLC (MBE)
 MATTAPAN / GREATER BOSTON TECH LEARN CTR (SBPP)
 MCCALL & ALMY, INC. (SBPP)
 MEC TECHNOLOGIES INC (WBE)
 MEDICAL ARTS HEARING INSTRUMENTS INC (SBPP)
 MEDICAL EVALUATION SPECIALIST INC (SBPP)
 MEDUVI LLC (MBE, WBE, SBPP)
 MENTAL HEALTH ASSOCIATION INC (WBE)
 MENTAL HEALTH ASSOCIATION, INC. (MBE, WBE)
 MERENGUE CORP (MBE)
 MERRIMACK VALLEY HOUSING (M/W/MNO)
 METRO EQUIPMENT CORP (WBE, SBPP)
 METRO NORTH REGIONAL (SBPP)
 METROPOLITAN TELEPHONE CO INC (SBPP)
 METROWEST LEGAL SERVICES INC (WBE, SBPP)
 MG PRODUCTS LLC (WBE, SBPP)
 MG PRODUCTS, LLC (WBE)
 MICHAEL A HARVEY (SBPP)

MICHAEL GIUNTA (SBPP)
 MICHAEL J SHEPARD,P.C. (SBPP)
 MICROTEK INC (WBE)
 MIDDLESEX HEALTHCARE SERVICES INC (MBE)
 MIDTOWN HOME HEALTH SERVICE (MBE, WBE)
 MILFORD AUDIOLOGYCENTER (SBPP)
 MILHENCH INC (WBE)
 MILHENCH, INC. D/B/A: MILHENCH SUPPLY (WBE)
 MILL CITY GROWS INC (SBPP)
 MILLENNIUM PRINTING CORP (WBE)
 MILLER DYER SPEARS INC (WBE, SBPP)
 MINASIAN BECKER LLC (WBE)
 MINDBOARD INC (MBE)
 MINDFUL HEALTHCARE AGENCY INC (MBE, WBE)
 MINI WAREHOUSING INC (SBPP)
 MISSION FIRST CONSULTING LLC (WBE, SBPP)
 MITCHELL STARK ENTERPRISES (MBE)
 MITCHELL STARK ENTERPRISES D/B/A: THE BAY STATE BANNER (MBE)
 MJ HENRY & ASSOCIATES, INC (SBPP)
 M-O-N LANDSCAPING INC (PBE)
 MONAGHAN PRINTING INC (WBE)
 MONROE TRACTOR & IMPL CO INC (WBE)
 MORAIS CONCRETE SERVICE INC (WBE, SBPP)
 MORALES GENERAL CONTRACTING INC (MBE)
 MOSS ELECTRICAL SERVICE INC (SBPP)
 MOTHERS FOR JUSTICE AND EQUALITY (SBPP)
 MOULTONS HEARING AIDS INC (SBPP)
 MOURAS CLEANING SERVICE INC (PBE*)
 MUJERES UNIDAS AVANZANDO (SBPP)
 MULTICULTURAL NEURBEHAVIORAL (SBPP)
 MULTICULTURAL WELLNESS CTR (MBE, WBE)
 MURPHY SPECIALTY INC (SBPP)
 MYRNA S GREENFIELD (SBPP)
 MYSTIC LEARNING CENTER INC (SBPP)
 MYSTIC RIVER WATERSHED ASSOC INC (SBPP)
 NABS INC (WBE, SBPP)
 NAMI OF MASSACHUSETTS (SBPP)
 NASHOBA SECURITY INC (VBE, SDVOBE)
 NATIONAL PAINTING SERVICE LLC (MBE)
 NATIONAL VAN BUILDERS INC (SBPP)
 NAVA PBC (MBE)
 NEADS, INC. (SBPP)
 NEIGHBORHOOD HOUSING SRV OF S SHORE INC. (SBPP)
 NEIL PREGOZEN (SBPP)
 NEPTUNE UNIFORMS & EQUIPMENT INC (SBPP)
 NEUROSOPH INC (MBE)
 NEW BEDFORD FLOOR (MBE, WBE, SBPP)
 NEW BEDFORD WOMENS CTR INC (WBE)
 NEW BOSTON CRANE SERVICE AND SLEDS LLC (SBPP)
 NEW ECOLOGY INC (SBPP)
 NEW ENGLAND AFTERCARE (SBPP)
 NEW ENGLAND BUILDERS AND (SBPP)
 NEW ENGLAND CENTER FOR ARTS & TECH INC (SBPP)
 NEW ENGLAND FARMWORKERS COUNCIL INC (MBE)
 NEW ENGLAND LABORERS TRAINING (SBPP)
 NEW ENGLAND LEARNING CENTER (SBPP)
 NEW ENGLAND SCHOOL SERVICESINC (SBPP)
 NEW ENGLAND SIGN SERVICES INC (WBE, SBPP)
 NEW ENGLAND TIME SOLUTIONS, INC. (SBPP)
 NEW ENGLAND TRACTOR TRAILER (SBPP)

NEW HOPE INC (WBE)
 NEW LIFE COUNSELING & WELLNESS CTR (MBE, WBE)
 NEW NORTH CITIZENS COUNCIL (MBE)
 NEW ORLEANS TELEPORT INC (MBE, WBE)
 NEXTMARGIN CORPORATION (MBE)
 NICOLA A WILLIAMS (SBPP)
 NIEMIEC MARINE INC (SBPP)
 NITSCH ENGINEERING, INC (WBE)
 NOLAN SHEEHAN PATTEN LLP (SBPP)
 NORA C PRIEST (WBE)
 NORFOLK POWER EQUIPMENT INC (WBE)
 NORTH ADAMS TOWER COMPANY INC (SBPP)
 NORTH CENTRAL MASS DEVELOPMENT CORP, THE (SBPP)
 NORTH CHARLES MENTAL HEALTH (SBPP)
 NORTH SHORE HEALTH PROJECT INC (SBPP)
 NORTH SHORE COUNSELING CENTER (SBPP)
 NORTH SHORE FAMILY DAYCARE INC (WBE)
 NORTH SHORE MOTOR SPORTS (SBPP)
 NORTH SHORE VET COUNSELING SER (SBPP)
 NORTH SUFFOLK COMMUNITY SERVICES INC (WBE)
 NORTHEAST DOCUMENT CONSERVATION CENTER (SBPP)
 NORTHEAST ENVIROMENTAL LABORAT (WBE, SBPP)
 NORTHEAST RESCUE SYSTEMS INC (WBE)
 NORTHEAST SURVEY CONSULTANTS PC (SBPP)
 NORTHEAST TRAFFIC CONTROL SERVICES LLC (SBPP)
 NORTHEAST WASTE MANAGEMENT (SBPP)
 NORTHEAST WORK & SAFETY BOATS LLC (WBE*)
 NORTHERN BERKSHIRE COMMUNITY (SBPP)
 NORTHSIDE MARINA (SBPP)
 NORTHSTAR LEARNING CENTERS INC (MBE, SBPP)
 NOVAK EDUCATIONAL CONSULTING (WBE)
 NUEVO DIA ADULT DAY HEALTH CENTER LLC (MBE, WBE)
 NURTURY, INC. (WBE)
 OAKDALE FOUNDATION INC (WBE)
 OCCUPATIONAL REHAB GROUP (SBPP)
 OCEAN STATE SIGNAL CO (WBE)
 OCONNOR REAL ESTATE ASSOCS INC (SBPP)
 OFF DUTY MANAGEMENT INC (WBE)
 OFFSHOOTS INC (WBE)
 OHRENBERGER COMMUNITY SCHOOL COUNCIL INC (SBPP)
 OHS TRAINING & CONSULTING INC (WBE, SBPP)
 OMAMA SERVICES INCORPORATED (MBE)
 ON THE RISE INC (SBPP)
 ON THE WATER LLC (SBPP)
 ONE LIFE AT A TIME, INC. (W/MNO)
 ONE SOURCE CONSTRUCTION LLC (MBE, WBE)
 ONPAGE CORPORATION (SBPP)
 ORIGINATION CULTURAL ARTS CENTER (SBPP)
 ORTHOPEDIC TRAUMA P C (SBPP)
 ORTHOTICS & PROSTHETICS LABS (SBPP)
 OSCAR DIAZ TRUCKING (MBE)
 OUR DEAF SURVIVORS CENTER, INC (SBPP)
 OUR FATHERS HOUSE (SBPP)
 OVERTURE PARTNERS LLC (WBE)
 OX BOW MARINA INC (SBPP)
 PAIXAO INC (PBE)
 PARALLAX CONSULTING LLC (SBPP)
 PARENT VILLAGES (MBE, WBE)
 PARENTS HELPING PARENTS (SBPP)
 PARK CLEANERS, INC. (WBE)

PARKWAY DRIVING SCHOOL LLC (WBE)
 PARTNERS FOR HEALTHIER COMMUNITY INC (WBE, SBPP)
 PARTNERS INTERPRETING (SBPP)
 PATHWAY TO POSSIBLE, INC (WBE*)
 PATHWAYS FOR CHANGE, INC (WBE, SBPP)
 PATIENT CARE SOLUTIONS LLC (MBE)
 PATIENT CENTERED MEDICAL CARE INC (MBE, WBE)
 PATRICIA A FORD (SBPP)
 PEOPLE PLACES AND SPACES LLC (MBE)
 PEOPLEGIS INC (SBPP)
 PEOPLESERVE INC (SDVOBE, DOBE)
 PERENNIAL EDUCATION CONSULTING LLC (MBE)
 PERRY DEAN ROGERS & PARTNERS (WBE)
 PERSPECTIVES HEALTH SERVICES, LLC (MBE, WBE, SBPP)
 PETERSEN LACHANCE REGAN PINO, LLC (SBPP)
 PETROLEUM MANAGEMENT SERVICE I (SDVOBE)
 PHARMALUXE INC (MBE*)
 PHYSICALLY FIT PHYSICAL THERAPY, LLC (MBE, WBE)
 PICKET FENCES INCORPORATED (SBPP)
 PINNACLE ADVISORY GROUP (WBE)
 PIONEER LANDSCAPES INC (SBPP)
 PIONEER VALLEY DOOR COMPANY (SBPP)
 PIONEER VALLEY EYE ASSOC P C (SBPP)
 PITTSFIELD TIRE & AUTO SERVICE (SBPP)
 PJ SYSTEMS INCORPORATED (MBE)
 PJ SYSTEMS, INC. D/B/A: HIQ COMPUTERS (MBE)
 PLASTIC CARD SYSTEMS INC (WBE, SBPP)
 PLYMOUTH AREA COALITION FOR (SBPP)
 PMA CONSULTANTS LLC (MBE)
 PODGURSKI CORPORATION (SBPP)
 POSITIVE ACTION AGAINST (WBE, SBPP)
 POTTER'S PRINTING INC (SBPP)
 POWER WASHER SALES, LLC (SBPP)
 POWEROPTIONS, INC. (WBE)
 PR RESTAURANTS LLC (SBPP)
 PRECISE PAVING INC. (SBPP)
 PRECISION FITNESS EQUIPMENT INC (SBPP)
 PRESERVATION OF AFFORDABLE HOUSING, INC (M/NPO)
 PRIME HOME HEALTH AND COMPANION CARE INC (WBE)
 PRO PAVING & EXCAVATING INC (WBE)
 PRO SOUND SERVICE INC (SBPP)
 PROAV SYSTEMS INC (MBE, WBE)
 PRODUCTION LINE SUPPORT INC (MBE)
 PROJECT ADVENTURE INC (SBPP)
 PROJECT HOPE BOSTON, INC (SBPP)
 PROJECT RIGHT INC (SBPP)
 PROVEN BEHAVIOR SOLUTIONS, LLC (MBE, VBE)
 PROVERB LLC (MBE)
 PROVERB, LLC (MBE)
 QUABBIN MEDIATION INC (WBE, SBPP)
 QUADRANT HEALTH STRATEGIES INC (WBE)
 R I BAKER CO INC (SBPP)
 R P OCONNELL INC (VBE, SBPP)
 RAAB ASSOCIATES LTD (SBPP)
 RAINBOW CHILD (SBPP)
 RAISING MULTICULTURAL KIDS (M/W/MNO)
 RANDOLPH COMMUNITY PARTNERSHIP INC (SBPP)
 RANGER SECURITY & EMGCY PREPAREDNESS LLC (WBE)
 RANSFORD ENVIRONMENTAL SOLUTIONS INC (WBE)
 RAPID FLOW INC (SBPP)

RAPPORT INTERNATIONAL LLC (WBE, SBPP)
 RAW MATERIAL RECOVERY CORPORATION (SBPP)
 RAY HALUCH INC (WBE, SBPP)
 RAY SERVICES INC (MBE, WBE)
 RAYMOND A BELANGER JR (SBPP)
 RAZZ-M-TAZZ PROMOTIONS LLC (WBE)
 RCL MECHANICAL, LLC (MBE)
 REACH INC (SBPP)
 REALWOOD INC (WBE)
 RECOVERY HOMES COLLABORATIVE INC (SBPP)
 RECREATIONAL DIMENSIONS (SBPP)
 REDISHRED OF NEW ENGLAND INC (SBPP)
 REFUGEE & IMMIGRANT ASSIST. CENTER (SBPP)
 REGINA VILLA ASSOCIATES INC (WBE, SBPP)
 REHABILITATION AND HEALTH (WBE)
 REIDARS MANUFACTURING INC (SBPP)
 RELIANCE ENGINEERS LLC (MBE)
 RENAUD ELECTRIC & COMMUNICATIONS INC (SBPP)
 RENAUD HVAC & CONTROLS INC (SBPP)
 RENE L COTE SONS INC (SBPP)
 RENNIE CTR ED RESEARCH & POLICY (SBPP)
 RESOURCESOFT INC (MBE*, WBE*)
 RESTORATION HEALTH CARE INC (MBE)
 RETRO FIT TECHNOLOGIES INC (WBE)
 REYNOLDS COMPANY (SBPP)
 RICK PIERMARINI INC (SBPP)
 RIVERBROOK RESIDENCE INC (WBE)
 RIVERDALE PLUMBING AND HEATING INC (SBPP)
 RJ NARDONE CONSTRUCTION INC (WBE, SBPP)
 RND CONSULTANTS, INC. (WBE)
 ROAD-WAY MAINTENANCE SERVICES INC (WBE)
 ROBBINS CHILDREN'S PROGRAMS, INC. (SBPP)
 ROBERT B DOYLE (SBPP)
 ROBERT FERNANDES (MBE)
 ROBERT M RYAN (SBPP)
 ROBERT MCGILLIVRAY (SBPP)
 ROBERTO F FELIZ (SBPP)
 ROGERSON ORTHOPEDIC APPLIANCE (SBPP)
 ROMAN MUSIC THERAPY SERVICES LLC (WBE)
 ROOT NS, INC. (SBPP)
 ROOTWISE LEADERSHIP LLC (WBE)
 ROSE INTERNATIONAL INC (MBE, WBE)
 ROXBURY YOUTHWORKS INC (MBE)
 RTD LOGISTICS LLC (MBE, SBPP)
 RTD LOGISTICS, LLC D/B/A: SKYCOM COURIER (MBE)
 RUSTIC FIRE PROTECTION INC (SBPP)
 RUTH ANNE BRIGHTON SC (SBPP)
 RUTH SHEETS WILSON (WBE, SBPP)
 SAAM ARCHITECTURE LLC (WBE, SBPP)
 SAFE EXIT INITIATIVE (SEI) INC. (SBPP)
 SAHARA TECHNOLOGIES CORP (MBE, WBE)
 SALCEDO-MARX INC (WBE)
 SALS CUSTOM DRY CLEANING INC (SBPP)
 SAVILINX, LLC (WBE)
 SCHOOLWORKS LLC (WBE, SBPP)
 SCOPE MEDICAL LLC (WBE, SBPP)
 SCORE4MORE, INC (SBPP)
 SDG AUTO BODY INC (SBPP)
 SDG DIRECT LTD (WBE)
 SEACOAST SUPPLY INC (SBPP)

SEASONAL FOOD BRANDS, LLC (WBE)
 SECOND SOLUTIONS, INC (SBPP)
 SECOND STEP INC (WBE, SBPP)
 SELF ESTEEM BOSTON EDUC INS IN (W/NPO, SBPP)
 SELF ESTEEM BOSTON EDUCATIONAL INSTITUTE, INC. (WBE)
 SENIOR CARE INC (SBPP)
 SERAPHIC SPRINGS HEALTH CARE (MBE, WBE, SBPP)
 SERENITY CARE (WMNO)
 SERVICENET INC (WBE)
 SERV-U STORES OF WESTERN MASS (SBPP)
 SHADLEY ASSOCIATES PC (WBE, SBPP)
 SHAFIIS INC (WBE)
 SHANAHAN SOUND & ELECTRONICS, INC (WBE)
 SHARP TOOL COMPANY INC. (SBPP)
 SHEKAR & ASSOCIATES INC (MBE)
 SHEREE L ESTES (SBPP)
 SHI INTERNATIONAL CORP (MBE, WBE)
 SHI INTERNATIONAL CORP. (MBE, WBE)
 SHIREWIRE GLOBAL SALES & DISTRIBUTION (VBE, SDVOBE, SBPP)
 SHREWSBURY YOUTH & FAM SRVCS INC (SBPP)
 SIGMA SYSTEMS INC (MBE, WBE, SBPP)
 SIGN DESIGN INC (WBE*)
 SILVIA WOODGETT (MBE*, WBE*)
 SOFTWARE PEOPLE INC (MBE, WBE)
 SOJOURNER HOUSE INC (SBPP)
 SOMERVILLE HOMELESS COALITION (SBPP)
 SOUPER SWEET SANDWICH SHOP INC (MBE, WBE)
 SOUTH COASTAL COUNTIES LEGAL SRVCS INC (SBPP)
 SOUTH COVE COMMUNITY HEALTH CENTER (MBE)
 SOUTH SHORE GENERATOR (WBE)
 SOUTH SHORE RECOVERY HOME, INC. (SBPP)
 SOUTH SHORE SUPPORT SERV INC (WBE)
 SOUTH SIDE SALES & SERVICE INC (SBPP)
 SOUTHERN WORCESTER COUNTY (WBE)
 SOVEREIGN CONSULTING INC (MBE)
 SPANISH AMERICAN CENTER INC (MBE, WBE, SBPP)
 SPED STRATEGIES LLC (WBE)
 SPINELLI RAVIOLI MFG CO INC (SBPP)
 SPRINGFIELD DAY NURSERY CORP (WBE)
 SPRUCE TECHNOLOGY INC (MBE)
 SRCPI, INC. (WBE)
 STANDARD MODERN CO INC (WBE)
 STANLEY STREET TREATMENT & RESOURCES INC (WBE)
 STAR BUILDING SERVICES INC (MBE, WBE, SBPP)
 STARBURST PRINTING & GRAPHICS INC (WBE)
 STEERE ENGINEERING INC (WBE)
 STELLAR CORP (MBE, SBPP)
 STEPHENS ASSOCIATES (WBE)
 STERI-TECH MEDICAL INNOVATIONS LLC (MBE, VBE, SDVOBE, DOBE)
 STERLING BUSINESS PRODUCTS INC (MBE, SBPP)
 STERLING BUSINESS PRODUCTS, INC. D/B/A: STERLING PRINTING (MBE)
 STEVE'S SHOP, INC. (SBPP)
 STONE & BERG COMPANY, INC. (SBPP)
 STONEWALL SOLUTIONS INC (SBPP)
 STRATEGIC COMMUNICATIONS LLC (MBE, WBE)
 STRATEGIC ENVIRONMENTAL SERVICES INC (WBE)
 STRATEGIC SOLUTIONS GROUP LLC (SBPP)
 STRATEGY MATTERS LLC (WBE, SBPP)
 STRUCTURE CONSULTING GROUP (WBE)
 STUDIO G ARCHITECTS INC (WBE)

STUTMAN CONTRACTING INC (WBE, SBPP)
 SUMCO ECO-CONTRACTING LLC (SBPP)
 SUNRISE PROSTHETICS & ORTHOTICS INC (SBPP)
 SUPPORT GROUP INC (SBPP)
 SUPPORTED LLC (WBE)
 SUPPORTIVE CARE INC (MBE, WBE)
 SURFLAND BAIT & TACKLE LLC (SBPP)
 SUSAN B BRAUS (SBPP)
 SUSU WONG (MBE, WBE, LGBTBE)
 SWBAILEY CONSULTING LLC (WBE)
 SYNAPSE ENERGY ECONOMICS INC (SBPP)
 T & M LANDSCAPE INC (WBE)
 TALEVI & HAESCHE LLC (WBE)
 TAMBO'S KITCHEN INC (MBE, WBE, SBPP)
 TAPESTRY HEALTH SYSTEMS INC (WBE)
 TAYLOR & BURNS INC (WBE)
 TAYLOR DAVIS LANDSCAPE CO (WBE, SBPP)
 TBM CONSULTING, LLC (MBE, WBE)
 TECH FOUNDRY INC (SBPP)
 TECHNOLOGY LEARNING CTR INC (SBPP)
 TECHNOSTAFF LLC (DOBE)
 TERRENCE A BLANCHARD (SBPP)
 THE ACORN GROUP INC (WBE)
 THE ADDICTION TREATMENT OF NE (SBPP)
 THE ANTHEM GROUP (SBPP)
 THE BOAT GUY INC (SBPP)
 THE CENTER FOR HOPE AND HEALING, INC. (SBPP)
 THE CENTER FOR TEEN EMPOWERMENT INC (SBPP)
 THE CHILDRENS CENTER OF FAITH (SBPP)
 THE COLLABORATIVE INC (MBE)
 THE COMMUNITY ARTCENTER INC (SBPP)
 THE COMMUNITY CLINIC, INC. (SBPP)
 THE COMPUTER MERCHANT LTD (VBE)
 THE EDINBURG CENTER INC (WBE)
 THE EDWARDS GROUP LLC (MBE)
 THE FIELDSTONE SCHOOL (SBPP)
 THE FOOD BANK OF WESTERN (SBPP)
 THE GREATER NEW LIFE CHRISTIAN CNTR (SBPP)
 THE GUN PARLOR INC (SBPP)
 THE INSTITUTE FOR EDUCATION (WBE, SBPP)
 THE LATINA CIRCLE (M/NPO, W/NPO, SBPP)
 THE LATINO HLTH INSURANCE PROGRAM, INC (MBE, WBE, SBPP)
 THE LEARNING KNOLL INC (SBPP)
 THE LIFE EXPERIENCE SCHOOL (SBPP)
 THE MAVERICK GROUP INC (MBE, SBPP)
 THE MH GROUP LLC (MBE, WBE)
 THE NARROW GATE ARCHITECTURE LTD (SBPP)
 THE NORTHEAST INDEPENDENT (SBPP)
 THE RIPPLES GROUP, LLC (SBPP)
 THE ROBINSON GREEN BERETTA CORP. (VBE)
 THE SALEM MISSION INC (SBPP)
 THE SALVATION ARMY (SBPP)
 THE SUBURBAN HOMEMAKING & MATE (SBPP)
 THE TEACHER COLLABORATIVE, INC (MBE, WBE)
 THE TRAINING ASSOCIATES CORPORATION (WBE)
 THE TRANSFORMATION CENTER INC (SBPP)
 THE VOCATIONAL ADVANCEMENT CENTER (SBPP)
 THIRD SECTOR NEW ENGLAND, INC. (MBE, WBE)
 THOMAS J BROTHERS JR. (SBPP)
 THOMAS P. RYLAND CO, INC. (SBPP)

THOME LEGACY ENTERPRISES (MBE)
 THREE LANTERN MARINE AND FISHING CO. INC (SBPP)
 THRYV CONSULTING INC (WBE)
 TLC TRUST (SBPP)
 TOBIAS & BATTITE INC (SBPP)
 TOMMY'S COMPOST SERVICE LLC (WBE)
 TOMMYS TAXI INC (SBPP)
 TOMO360, LLC (MBE, WBE)
 TOOL & EQUIPMENT CONNECTIONINC (SBPP)
 TOOLE DESIGN GROUP LLC (WBE)
 TOPAZ ENGINEERINGSUPPLY INC (SBPP)
 TOWARD INDEPENDENT LIVING & (WBE)
 TOWN TRANSPORTATION LLC (SBPP)
 TRAFINCO COMMUNICATIONS INC (MBE, SBPP)
 TRANSACTION ASSOCIATES INC (WBE)
 TRANSFLUENCI LLC (MBE, WBE)
 TRANSITION HOUSE INC (MBE, WBE, SBPP)
 TRANSITIONS CENTERS INC (SBPP)
 TRAVIS NGUYEN (SBPP)
 TRIPPIS UNIFORMS INC (SBPP)
 TRIVERUS CONSULTING LLC (WBE)
 TSM DESIGN INC (WBE)
 TULLY CONSTRUCTION CORP (SBPP)
 TUNG'S TASTE INC (SBPP)
 TURNER STEEL CO INC (SBPP)
 UCP OF WESTERN MASSACHUSETTS INC (SBPP)
 ULTRA AUTOMOTIVE INC (SBPP)
 UNIFIED FAMILY AND YOUTH NETWORK INCORPO (MBE, WBE)
 UNIQUE SYSTEM SKILLS LLC (MBE)
 UNITED ELEVATOR COMPANY, INC. (WBE, SBPP)
 UNITED MEDICAL WASTE MGMT (SBPP)
 UNITED PROSTHETICS INC (SBPP)
 URBAN EDGE HOUSING CORP (M/NPO)
 URBAN GUILD INC (M/NPO)
 URBAN INSULATION, INC. (WBE)
 URBAN LEAGUE OF EASTERN MA (SBPP)
 USA COURIERS INC (SBPP)
 USA MARINE INC (SBPP)
 USNE, INC (SBPP)
 UTEC, INC. (SBPP)
 VALLEY GREEN SHREDDING LLC (VBE)
 VALUING OUR CHILDREN INC (WBE)
 VARZCARE CLINIC LLC (MBE, WBE)
 VAV INTERNATIONAL INC (MBE)
 VENILIA GARDENS INC (MBE)
 VENTURA GRAIN CO INC (SBPP)
 VENTURE COMMUNITY SERVICES, INC (WBE)
 VETERANS BUSINESS SUPPLY, INC. (SDVOBE, SBPP)
 VETERANS DEVELOPMENT CORPORATION (SDVOBE, SBPP)
 VETERANS NORTHEAST OUTREACH (SBPP)
 VFC HEALTH CARE SOLUTIONS (MBE, WBE)
 VICTOR A LEWIS (SBPP)
 VICTORY HUMAN SERVICES INC (MBE)
 VILLAGE PRESCHOOLINC (SBPP)
 VISI FLASH RENTALS EASTERN INC (SBPP)
 VLINK INC (MBE)
 VMS UNITED ROAD TOWING INC (SBPP)
 W L COLLINS CORP (WBE)
 W.S. ANDERSON INC (MBE)
 WAKEFIELD MOVING AND STORAGE (SBPP)

WATER RESOURCE SERVICES INC (SBPP)
 WATERMARK ENVIRONMENTAL INC (DOBE)
 WAYPOINT ADVENTURE INC (SBPP)
 WAYSIDE TRANS CORP (WBE, SBPP)
 WELD POWER SERVICE COMPANY INC (SBPP)
 WELLSRING HOMECARE LLC (MBE, WBE)
 WELLSRING HOUSE INC (SBPP)
 WENDY JEHLIN (SBPP)
 WEREACH INC (M/NPO, SBPP)
 WEST END DAY NURSERY OF NEW (MBE, SBPP)
 WESTERN MASS EMERGENCY MEDICAL (SBPP)
 WESTERN MASS POWER EQUIPMENT, INC. (SBPP)
 WESTERN MASSACHUSETTS TRAINING (WBE)

WESTNET INC (MBE)
 WESTON & SAMPSON CMR, INC. (SBPP)
 WHITE BRIDGE SOLUTIONS LLC (SBPP)
 WHITTIER STREET HEALTH CTR COMMITTEE INC (MBE, WBE)
 WILKEM SCIENTIFIC LTD (WBE)
 WILLIAM PEVEAR ARCHITECTS INC (VBE)
 WILLIAMSON ELECTRICAL COMPANY, INC. (SBPP)
 WINDWALKER GROUP LLC (MBE)
 WINTERGREEN KENNELS LTD (SBPP)
 WOLPERT DISPOSAL INC (SBPP)
 WOMEN'S MONEY MATTERS INC (WBE)
 WOODS HOLE GROUP INC (SBPP)
 WORAD INC (SBPP)

WORCESTER COMPREHENSIVE ED & CARE INC (MBE, SBPP)
 WORCESTER COUNTY MECHANICS ASSOCIATION (SBPP)
 WORK OPPORTUNITY CENTER INC (SBPP)
 WORKPLACE RESOURCE LTD (WBE, SBPP)
 WORLDCOM EXCHANGE, INC. (MBE)
 WRAPAROUND FAMILY SERVICES INC. (SBPP)
 XCEL FIRE PROTECTION INC (WBE)
 XFACT INC (MBE)
 YARESAFO HAIR, LLC (MBE, WBE)
 YMCA OF THE NORTH SHORE INC (SBPP)
 YOUNG WOMENS CHRISTIAN (WBE)
 YOUNG WOMEN'S CHRIST ASSOC LOWELL (SBPP)
 YOUNG WOMENS CHRISTIAN ASSOC (WBE, SBPP)

YOUTHBUILD BOSTON INC (M/NPO, SBPP)
 YUAN3 CHIH4 EDUCATION, INC. (MBE)
 YWCA CENTRAL MA INC (WBE)
 YWCA NORTHEASTERN MASSACHUSETTS, INC. (WBE)
 YWCA OF SOUTHEASTERN MASSACHUSETTS (WBE)
 YWCA OF WESTERN MASS (WBE*)
 ZAGARAN INC (SBPP)
 ZAZ RESTAURANT & CATERING CORPORATION (MBE)
 ZEEP TECHNOLOGY LLC (WBE)
 ZELUS CONSULTING GROUP LLC (WBE)
 ZONA TRAFFIC SYSTEMS INC (WBE)
 ZONES IT SOLUTIONS INC (MBE)

Appendix I: Vendor List – Indirect Spending

The following is a list of diverse businesses which Commonwealth contractors reported as their Supplier Diversity Program (SDP) Partners. These business relationships resulted in Commonwealth indirect spending detailed in this report. Additional notation: *Company certification no longer valid at the time of report publication.

1-STOP DESIGN SHOP, INC. (WBE)
 24-7 U.S.A. CLEANING, LLC (MBE)
 4 CONSULTING, INC. (MBE, WBE)
 4 INSURANCE, LLC (MBE, WBE)
 43 STRATEGIC CONSULTING, LLC (MBE, WBE)
 813 CONSULTANTS, LLC (WBE)
 84 LUMBER COMPANY (WBE)
 A & D CONSTRUCTION SERVICE, CORP (MBE)
 A COMER ELECTRICAL SERVICES, INC., D/B/A: ACES (WBE)
 A I ENGINEERS, INC. (MBE)
 A&E ENVIRONMENTAL, INC. (WBE)
 A&I CONCRETE CURBS & UTILITIES CONTRACTORS, INC. (MBE)
 A&L CONSTRUCTION CORP. (MBE)
 A&S MULTI-SERVICES, INC. D/B/A: SIGNATURE KITCHEN (MBE)
 A. L. JACKSON & COMPANY, P.A. (MBE)
 A.J. NESTI MATERIALS, LLC (WBE)
 A1 DATASHRED, LLC (WBE*)
 ABACUS GROUP, INC. (WBE*)
 ABBOTT AND COMPANY, LLC (WBE)
 ABBY HOMECARE SOLUTIONS, LLC (MBE, WBE)
 ABC HOME & HEALTHCARE PROFESSIONALS, INC. (WBE)
 ABC SPECIALTEES (WBE)
 ABC/PACKAGE EXPRESS, INC. (VBE)
 ABCO PRODUCTS, INC. (MBE)
 ABIDE, INC. (WBE)
 ABILITY-GO LLC (DOBE)
 ABLE ASSOCIATES, INC. (WBE)
 ABR INDUSTRIES, LLC (WBE)
 ABRAMS INSURANCE AND FINANCIAL SERVICES, LLC (MBE)
 ABRIDGE INFO SYSTEMS, INC. (MBE)
 ABSOLUTE RESOURCE ASSOCIATES, LLC (WBE*)
 AC FRESH INTERIORS, LLC D/B/A: WHITE COTTAGE (WBE)
 ACADA COMMUNICATIONS, LLC (WBE)

ACADEMIC DISCOVERIES, LLC (WBE)
 ACCESS GRANTWRITING, LLC (WBE)
 ACCLAIM SYSTEMS, INC. (MBE)
 ACCOUNTAIDES, INC. (WBE)
 ACCU-CLEAN, INC. (WBE)
 ACE CREATIVE, LLC (WBE)
 ACE MEDICAL SERVICES, INC. (MBE*)
 ACM GROUP, INC. D/B/A: ATLANTIC-ACM (WBE)
 ACORN GROUP, INC. THE, D/B/A: ACORN NATURALISTS (WBE)
 ACP FACILITY SERVICES, INC. (MBE*)
 ACTION FOR BOSTON COMMUNITY DEVELOPMENT, INC. (ABCD) (M/NPO)
 ACTIVATING LANGUAGE ACCESS, INC. (WBE)
 ACUTE INDUSTRY, LLC (WBE)
 ADAM GRAPHIC CORPORATION (WBE)
 ADAM K RICE (VBE)
 ADAMS & RUXTON CONSTRUCTION COMPANY (WBE, VBE)
 ADAMS PLUMBING & HEATING, INC. (WBE)
 ADAMSON INDUSTRIES CORP. (WBE*)
 ADF CLEANING SERVICES (WBE)
 ADINA ASTOR CONSULTING (WBE)
 ADONAI ALLIANCE HOME HEALTHCARE AGENCY, INC. (MBE, WBE)
 ADVANCE AIR & HEAT CO., INC. (WBE)
 ADVANCE TELEMESSAGING SERVICE, INC. (WBE)
 ADVANCED MASONRY & RESTORATION, INC. (MBE)
 ADVANCED PC REPAIR, LLC (LGBTBE*)
 ADVANCED PRESENTATION SYSTEMS, INC. D/B/A: CCS PRESENTATION SYSTEMS (MBE, WBE)
 ADVANCED SECURITY SERVICES, INC. (WBE)
 AD-VANTAGE, INC. (WBE)
 ADVANTECH CONSULTANTS MSP, INC. (WBE)
 ADVQOT, LLC (MBE)
 AERODYNE MECHANICAL CONTRACTORS, INC. (WBE)

AETNA FIRE ALARM SERVICE CO., INC. (WBE)
 AFFORDABLE DRY CLEANERS AND ALTERATIONS (MBE*)
 AFFORDABLE LEAD INSPECTIONS (MBE*)
 AFIT STAFFING, INC. (WBE)
 AGENCY LANDSCAPE + PLANNING, LLC (WBE)
 AHC ALLIED HEALTHCARE OF NEW ENGLAND, INC. (WBE)
 AIR CONTROL SYSTEMS, INC. D/B/A: COMMERCIAL AIR CONTROL (MBE)
 AIR-MART, INC. D/B/A: AIR-MART HEATING AND COOLING (MBE)
 AIROSMITH, INC. D/B/A: AIROSMITH DEVELOPMENT (WBE)
 AKAL ENGINEERING, INC. (MBE)
 ALARES LLC (SDVOBE)
 ALBANY INFORMATION TECHNOLOGY GROUP, LLC (MBE)
 ALEXIS DESIGN (WBE)
 ALGAR CONSTRUCTION CORP. (WBE)
 ALICIA'S HOMEMADE, LLC D/B/A: ALICIA'S SPICE CO. (WBE)
 ALISON DOWD MARKETING, INC. (WBE*)
 ALISON FREEDMAN D/B/A: SPEAK AND WRITE CLEARLY (WBE)
 ALISTE, INC. D/B/A ALISTE MARKETING, INC. (WBE)
 ALL RESTORATION SOLUTIONS INC (SDVOBE)
 ALL SPORTS HEROES UNIFORMS, SPORTING GOODS & PROMOTIONS, INC. (WBE)
 ALL STAR STAFFING, LLC (WBE)
 ALL STATE WASTE, INC. (WBE)
 ALL THE WAY LOGISTICS, LLC D/B/A: ATW LOGISTICS (SDVOBE)
 ALL THINGS DIVERSE LLC (SDVOBE)
 ALL TIME SERVICE, INC. (MBE, WBE)
 ALLEZ CONSULTING, INC. D/B/A: Z-TECH (MBE)
 ALLIANCE DETECTIVE & SECURITY SERVICE, INC. (WBE)
 ALLIANCE HOME CARE VISITING NURSE AGENCY, INC. (MBE, WBE)
 ALLIANCE PRINT GROUP, INC. (WBE)
 ALLSOURCE FIRE SUPPLY, INC. (WBE)
 ALMEIDA FAMILY CLEANING, LLC (MBE)

ALPHA TERRACE, LLC (SDVOBE*)
 ALTIERI EVENTS, LLC D/B/A: AE EVENTS (WBE)
 ALTITUDE INDUSTRIES CORPORATION (WBE)
 ALTUS QUALITY CONSULTING, LLC (MBE, WBE)
 ALVES FUELS, INC. (WBE, PBE)
 AM CLEANING, INC. (WBE)
 AM EQUIPMENT, LLC (MBE)
 AM LITHOGRAPHY CORPORATION (VBE*)
 AMERICAN EARTH PRODUCTS, INC. (WBE)
 AMERICAN ELECTRICAL CONSTRUCTION, INC. (WBE)
 AMERICAN ENVIRONMENTAL, INC. (MBE)
 AMERICAN MOVING & INSTALLATION, INC. (WBE)
 AMERICAN RESIDUALS & TALENT, INC. (WBE)
 AMERICAN TELE-CONNECT SERVICES, INC. (WBE)
 AMERICAN TRANSLATION PARTNERS, INC. (MBE, WBE)
 AMESBURY INDUSTRIAL SUPPLY CO., INC. (VBE)
 AMIR NOW INCORPORATED (MBE)
 AMR CONSULTING, LLC D/B/A: A-TYPE MARKETING & DESIGN LLC (WBE)
 AMR DESIGNS (WBE)
 AMW MARKETING (WBE*)
 AMY D CONNER D/B/A: PREMIUMS 'R US (WBE)
 AMY KVISTAD DESIGN (WBE)
 ANALYTIX BUSINESS SOLUTIONS, LLC (MBE)
 ANAWAN STUDIOS, LLC (MBE)
 ANDELLA IRON, INC. (MBE*)
 ANDELMAN AND LELEK ENGINEERING, INC. (WBE)
 ANDERSON CLEANING, INC. (WBE)
 ANDREA'S POLICE SUPPLY, INC. (WBE)
 ANDREW ASSOCIATES, INC. (WBE*)
 ANNA FARRINGTON (WBE)
 ANNESE ELECTRICAL SERVICES, INC. (WBE)
 ANNEX TRANSIT, LLC D/B/A: ANNEX HEALTH SOLUTIONS (MBE)

ANSEL, DANA (WBE)
ANTONELLIS CONSTRUCTION, INC. (MBE)
ANVIL STEEL ENGINEERING, INC. (MBE, VBE)
APC DEVELOPMENT GROUP INC (VBE)
APEX HEALTHCARE SERVICES, INC. (WBE)
API INDUSTRIES, INC. D/B/A: ALUF PLASTICS (WBE)
APOLLO SAFETY, INC. (VBE)
APPLIED FORM + SPACE, LLC (MBE)
AQUEDUCT TECHNOLOGIES, INC. (MBE)
AQUENT, LLC (MBE)
AQUINAS CONSULTING, LLC (MBE)
ARCHIPELAGO STRATEGIES GROUP, INC. D/B/A: ASG (MBE, WBE, LGBTBE*)
ARCHITECTURAL PRODUCTS, INC. (WBE)
ARCHITX, LLC (WBE)
ARGUS COMMUNICATIONS, INC. (MBE)
ARIMANN BUILDING SERVICES, INC. (MBE)
AROLD CONSTRUCTION CO. INC. (WBE)
ARROW TIME CONSULTANTS, LLC (MBE, WBE)
ART ENGINEERING CORPORATION (MBE)
ARTEMIS ASSOCIATES, LLC (WBE)
ASA ENVIRONMENTAL PRODUCTS, INC. (WBE, PBE)
ASG PLANNING, LLC (WBE)
ASIA TRADING INT'L, LLC D/B/A UNIPRO INTERNATIONAL (WBE)
ASIAN COMMUNITY DEVELOPMENT CORPORATION (M/NPO)
ASSOCIATED ALARM SYSTEMS, INC. (WBE)
ASSOCIATED CAREER NETWORK, LLC (WBE)
ASSOCIATED ELECTRO-MECHANICS, INC. (WBE)
ATANE ENGINEERS, P.C. (MBE)
ATKINSON CARPET INSTALLATION CO., INC. D/B/A: ATKINSON CARPET AND FLOORING (WBE)
ATLANTIC BAY CONTRACTING CO., INC. (MBE)
ATLANTIC BRIDGE & ENGINEERING, INC. (WBE)
ATLANTIC CONSTRUCTION & MANAGEMENT, INC. (MBE)
ATLAS BARREL AND PALLET CORP (WBE*)
ATLAS RELIEF SERVICES, INC. (WBE)
ATLAS TRAVEL & TECHNOLOGY GROUP, INC. (WBE)
ATRIUM STAFFING, LLC (WBE)
ATTENTIVE HOME CARE, INC. (MBE)
AUDIO CHEMISTS, INC. (MBE)
AULSON COMPANY, INC. (THE) (SDVOBE)
AVATAR COMPUTING, INC. (SDVOBE)
AVCO CONSULTING, INC. (MBE)
AVENUE DEVELOPMENT, LLC (WBE)
AVID IRONWORKS, INC. (WBE)
AXESS MEDICAL, LLC (MBE)
AXIOM ACTUARIAL CONSULTING, LLC (MBE)
AXXION COMPANY, LLC, THE (MBE)
AYOTTE & KING FOR TILE, INC. (WBE)
AZHVAS, INC. (MBE*)
AZTEC TECHNOLOGIES, INC. (MBE*)
B&G SERVICES, INC. D/B/A: 1-800-GOT-JUNK? (WBE)
B. ALPHA CONSTRUCTION, LLC (MBE)
B+AC, LLC (MBE)
B2B HOLDINGS, INC. (WBE)
BACK BAY CONCRETE, CORP. (WBE)
BACK BAY HEALTH, LLC D/B/A: BACK BAY HEALTH AND PERFORMANCE (WBE)
BALD HILL BUILDERS, LLC (WBE)
BALLAST ADVISORY, LLC (WBE)
BALLOON CITY OF BOSTON, INC. (WBE)
BANNER ENVIRONMENTAL SERVICES, INC. (WBE)
BARRETT PLANNING GROUP, LLC (WBE)

BARTEN & ASSOCIATES, LLC (WBE)
BARTON'S ANGELS, INC. (WBE)
BASIL TREE INC., THE (WBE)
BATALLAS ELECTRIC, INC. (MBE)
BAY COLONY GROUP, INC. (VBE)
BAY STATE ALARM SECURITY, INC. (SDVOBE)
BAY STATE COMMUNITY SERVICES (W/NPO)
BAY STATE ENVELOPE, INC. D/B/A: BSE PRINT SOLUTIONS (WBE)
BAY STATE PROPERTY SERVICES, INC. D/B/A: CITY WIDE OF BOSTON (WBE)
BAY STATE WATER WORKS SUPPLY, INC. (WBE)
BAYSTATE HOME GUARD, INC. (MBE)
BAYTOWNIES, LLC (MBE, WBE)
BBCG, LLC D/B/A: VANTAGE GRAPHICS (MBE)
BBE CORPORATION (WBE)
BBL HOME IMPROVEMENT, LLC (MBE, VBE*)
BEAVERBROOK STEP, INC. (W/NPO)
BEDROCK FINISHING, LLC (WBE)
BEEMORE PRODUCTIONS (MBE)
BETRIX, LLC (WBE)
BEHAVIORAL HEALTH INDUSTRY NEWS, INC. D/B/A: OPEN MINDS (WBE)
BEHAVIORAL HEALTH NETWORK, INC. (W/NPO)
BELLAMY GROUP, INC. (WBE)
BENCHMARK OFFICE SYSTEMS, INC. (WBE)
BERKSHIRE CONCRETE CUTTING, LLC (WBE*)
BERKSHIRE RESOURCES FOR INTEGRATION OF DIVERSE GROUPS AND EDUCATION, INC. (M/W/NPO)
BERNICE F. LORD, CPA (WBE*)
BESTPRO CLEANING, LLC (MBE, WBE)
BETIS GROUP, INC. (MBE)
BETTE HOFFMAN D/B/A: YOLO (WBE)
BETTS PLUMBING & HEATING SUPPLY, INC. (WBE)
BIDDOS ONLINE, INC. (WBE)
BIG EAST SECURITY INTEGRATIONS, LLC (MBE*)
BIG GAME OUTFITTERS, INC. (WBE)
BIGELOW NURSERIES, INC. (WBE)
BIMSHA CORPORATION (MBE)
BLACKHAWK DATA, LLC (WBE)
BLACKHIVE CORP, INC. (VBE)
BLANCO ELECTRIC, LLC (MBE)
BLL CORPORATION (WBE)
BLUE MONKEY PROMOTIONS, LLC (WBE)
BOSSMAN CONSTRUCTION MANAGEMENT, INC. (MBE, WBE)
BOSTON CHAIR MASSAGE, INC. (WBE, LGBTBE)
BOSTON CHINATOWN NEIGHBORHOOD CENTER, INC. (M/W/NPO)
BOSTON COMMUNITY PEDIATRICS, INC. (WBE)
BOSTON ELECTRICAL SOLUTIONS, INC. (WBE)
BOSTON FIRE SPRINKLER PROTECTION CO., INC. (WBE*)
BOSTON INDIA HOLDINGS, INC. D/B/A: TALENTBURST, INC. (MBE)
BOSTON SERVICES, LLC (MBE)
BOSTON WHILE BLACK (MBE)
BOYO COMMUNICATIONS (MBE*)
BRENNAN CONSULTING, INC. (WBE)
BRIDGING INDEPENDENT LIVING TOGETHER, INC. (W/NPO)
BRIGHAM INDUSTRIES, INC. (WBE)
BRILJENT, LLC (WBE)
BROADSIDE BOOKSHOP, INC. (WBE)
BROCHU PEST SOLUTIONS LLC (VBE)
BROCKTON AREA MULTI SERVICES, INC. (M/NPO)
BROCKTON NEIGHBORHOOD HEALTH CENTER, INC. (WBE*)
BROCO OIL, INC. D/B/A: BROCO ENERGY, LLC (SDVOBE)
BRONNER GROUP, LLC (WBE)

BROOKS & ASSOCIATES, CPA'S INC. (WBE*)
BROOKSCO, LLC (MBE, WBE)
BROSS GROUP, LLC (WBE)
BROWN COMPUTER SOLUTIONS, INC. (LGBTBE*)
BROWN, RICHARDSON & ROWE, INC. (WBE)
BRYANT ASSOCIATES, INC. (MBE)
BSST SOFTWARE GROUP, INC. D/B/A: BOSTON GROUP, THE (MBE)
BUCHER AND CHRISTIAN CONSULTING, INC. (MBE)
BUDGET SERVICES AND SUPPLIES LLC (SDVOBE*)
BUILDING ENCLOSURE ASSOCIATES, LLC (MBE)
BUONO PEST CONTROL CO., INC. (WBE)
BUSY BABY LLC (SDVOBE)
BUYER ADVERTISING, INC. (WBE)
C & A CONSTRUCTION COMPANY, INC. (WBE, PBE)
C & C CONSULTING ENGINEERS, LLC (MBE)
C T S SERVICES, INC. (WBE)
C&C JANITORIAL SUPPLIES, INC. (WBE, PBE)
C&D ELECTRONICS, INC. (MBE)
C. A. CROWLEY ENGINEERING, INC. (WBE)
C. R. LEVESQUE TRUCKING CORP. (WBE)
C.E. COMMUNICATION SERVICES, INC. (WBE)
C.F. MEDICAL, INC. (WBE)
C.M. CLEANING COMPANY, INC. (WBE)
C.V.D. PAVING, CORP. (MBE)
C4 INNOVATIONS, LLC (WBE)
CAAN FENCE, INC. (MBE, WBE)
CABIN 3 MEDIA, LLC (WBE)
CAH & ASSOCIATES LLC (VBE)
CAM OFFICE SERVICES, INC. (MBE, WBE)
CAMBRIDGE COMPUTER SERVICES, INC. D/B/A: FOURTH HAT ASSOCIATES , CCS, CAMBRIDGE COMPUTER (WBE)
CAMBRIDGE STREET CONSULTING LLC (SDVOBE)
CAMELOT ENTERPRISES, INC. (WBE)
CAMPBELL-MCCABE WORLDWIDE, LLC (WBE)
CANAAAN TECH SOLUTIONS, LLC (MBE)
CAPASSO RESTORATION, INC. (WBE)
CAPITAL STRATEGIC SOLUTIONS, LLC (WBE)
CAPTION FIRST, INC. (DOBE)
CARACAS CONSTRUCTION CORPORATION (MBE)
CARBON COLORS, LLC (WBE)
CARDINAL GRAPHIC DESIGN (WBE)
CARIBBEAN FOUNDATION OF BOSTON, INC., THE (M/NPO)
CARIBE COMMUNICATIONS & PUBLICATIONS INC., D/B/A: EL MUNDO BOSTON (MBE)
CARING HANDS HEALTH EQUIPMENT & SUPPLIES, LLC (SDVOBE)
CARING HEALTH CENTER, INC. (M/NPO)
CARL-LOUIS & CO., INC. (MBE)
CARMEL MOVERS, INC. (WBE)
CAROLYN COONEY & ASSOCIATES (WBE)
CAROLYN'S TRANSPORT, LLC (WBE)
CASA MYRNA VAZQUEZ, INC. (WBE)
CASEY HALL TRAINING ASSOCIATES, LLC (WBE)
CASSANDRA KILEY CONSULTING, LLC (WBE*)
CASTLE GROUP, INC., THE (WBE)
CAT STEEL, LLC (MBE)
CATALYST CONSULTING GROUP, INC. (MBE)
CAUSEMEDIA, INC. DBA: MORE ADVERTISING (MBE, WBE)
CBA LANDSCAPE ARCHITECTS, LLC (WBE)
CCK2 CLEANING SERVICES (MBE, WBE)
CDS CONTRACTING SERVICES, LLC (MBE)
CDW CONSULTANTS, INC. (WBE)
CEC BUSINESS SOLUTIONS, INC. (MBE*, WBE*)
CELESIO TRANSPORTATION SERVICES, LLC (MBE)

CELISO ENTERPRISE, LLC (MBE)
CENTAUR TRUCKING SERVICES, INC. (MBE)
CENTER FOR ECOTECHNOLOGY, INC. (W/NPO)
CENTER FOR HUMAN DEVELOPMENT, INC. (W/NPO)
CENTER OF HOPE FOUNDATION, INC. (W/NPO)
CENTERPIECE FLOWER SHOP, LLC, THE (MBE)
CENTRAL BOSTON ELDER SERVICES, INC. (M/NPO)
CENTRAL ELECTRICAL SPECIALTY, CORP. (WBE)
CENTRAL MASSACHUSETTS AREA HEALTH EDUCATION CENTER, INC. (W/NPO)
CENTRAL SOURCE, INC. (WBE)
CENTUM SEARCH, LLC (MBE/WBE)
CERO COOPERATIVE, INC. (MBE, WBE)
CERTIFIED CONNECTIONS, INC. (MBE)
CERTIFIED SAFETY MANUFACTURING, INC. (WBE)
CGKV ARCHITECTS, INC. (MBE)
CHAPMAN CONSTRUCTION GROUP, INC. (WBE, VBE)
CHARTER CONTRACTING COMPANY, LLC (MBE)
CHASE LANDSCAPE, INC. (WBE)
CHICOPEE INDUSTRIAL CONTRACTORS, INC. (WBE)
CHILDREN'S SERVICES OF ROXBURY, INC. (M/NPO)
CHOCOLATE THERAPY, INC. (MBE, WBE)
CHRISTINE R. MILLER D/B/A: OCEANS PROMOTIONS (WBE)
CITY AND SEA GROUP, LLC D/B/A: CAS GROUP, LLC (WBE)
CITY FRESH FOODS, INC. (MBE)
CITY POINT PARTNERS, LLC (WBE)
CITY SEALCOATING, INC. (MBE)
CITYSCAPES PLANTCARE, INC. (WBE)
CITYWRIGHT, LLC (WBE)
CKM CONSTRUCTION, LLC (WBE)
CLARITY PARTNERS, LLC (MBE)
CLASSIC SITE SOLUTIONS, INC. (WBE*)
CLAYTON LLC D/B/A: BLUEBIRD GRAPHIC SOLUTIONS (MBE)
CLEAN PROPERTIES ENGINEERING, INC. (WBE)
CLEAN SLATE ENVIRONMENTAL, INC. (WBE*)
CLEAN TECH SYSTEMS, INC. (MBE)
CLEANX, INC. (MBE*)
CLEARROCK, INC. (WBE*)
CLEARY CONSULTANTS, INC. (WBE)
CLIMABLE.ORG (WBE)
CLOTHES LINE, INC., THE D/B/A: HI VIZ & WORK WEAR (WBE)
CM FACILITY SERVICES, LLC (MBE, WBE)
CMC SHADES AND SPECIALTIES, LLC (WBE)
COASTAL MARINE CONSTRUCTION, LLC (WBE)
CODY CONSULTING DBA B2G SALES LLC (DOBE)
COLLABORATIVE, INC., THE (MBE)
COLLECTIVE INSIGHT, LLC (WBE)
COLLINS CONSTRUCTION CO., INC. (WBE)
COLONIAL SYSTEMS, INC. (WBE*)
COLUMBIA AUTO BODY, INC. (MBE*, WBE*)
CO-MARKETING PLUS, INC. (WBE)
COMMDEX HOLDINGS, LLC (MBE)
COMMERCIAL CLEANING SERVICE, INC. (WBE)
COMMODORE BUILDERS, LLC (VBE)
COMMON SENSE ENVIRONMENTAL, INC. (WBE)
COMMONEO, LLC (VBE, SDVOBE)
COMMUNITY ACTION PIONEER VALLEY, INC. (W/NPO)
COMMUNITY AUTISM RESOURCES, INC. (W/NPO)
COMMUNITY DAY CARE CENTER OF LAWRENCE, INC. D/B/A: THE COMMUNITY GROUP (WBE)
COMPASS RESTORATION SERVICES, LLC (WBE, PBE)
COMPLETE TRANSPORTATION, LLC (WBE)
COMPOSITE COMPANY, INC. (WBE)

COMPREHENSIVE ENVIRONMENTAL, INC. D/B/A: CEI (WBE)
COMPUNNEL SOFTWARE GROUP, INC. D/B/A: COMPUNNEL INC. /
COMPUNNEL HEALTHCARE (MBE)
COMPUTER MERCHANT, LTD. THE (VBE)
CONNECTS2E, LLC (MBE)
CONSCIOUSLY EXPOSED (MBE)
CONTEXTURE, INC. (WBE)
CONTINENTAL RESOURCES, INC. (WBE)
CONVENIENT HOME CARE SERVICES, INC. (MBE, WBE)
CONVENTURES, INC. (WBE)
COPY GRAPHICS, INC. D/B/A: MRS. PAPER (WBE)
CORINTHIAN EVENTS, LLC (WBE)
CORNERSTONE CONSTRUCTION SERVICES, LLC (SDVOBE)
CORPORATE ELECTRIC & ALARMS, INC. (MBE*)
CORRTECH, INC. (WBE, VBE)
CORRUGATED PACKAGING, INC. (MBE, WBE)
COSTA BROTHERS MASONRY, INC. (WBE)
CQ FLUENCY, INC. (MBE, WBE)
CQ PERSONNEL, INC. D/B/A: BACK BAY STAFFING GROUP (WBE)
CR ENVIRONMENTAL, INC. (WBE)
CRAFTING MINDS: CENTER FOR READING AND ACHIEVEMENT, LLC
(WBE)
CREATIVE FUTURES, LLC (MBE, WBE)
CREATIVE LAB, LLC (MBE, WBE)
CREATIVE OFFICE PAVILION, LLC (WBE)
CREATIVE TOUCH DESIGNS, LLC (WBE)
CROSBY SCHLESSINGER & SMALLRIDGE, LLC (WBE)
CROSS CULTURAL COMMUNICATION SYSTEMS, INC. (WBE, PBE)
CROSSLAND GROUP LTD, THE (WBE)
CROWLEY COTTRELL, LLC (WBE)
CRUZ MANAGEMENT CO., INC. (MBE)
CSL CONSULTING, LLC (MBE)
CSL, INC. (WBE, PBE)
CSW, INC. (WBE*)
CTI ENERGY SERVICES, LLC (SDVOBE)
CUSTOM FLOORS DESIGN, INC. (MBE, WBE)
CUSTOM IRON WORKS, INC. (WBE)
CUTTING EDGE INSTALLATIONS INCORPORATED (WBE)
CUTTING EDGE PROMOTIONAL PRODUCTS (WBE)
CVC INSTALLATIONS, LLC (MBE)
CYBER SPACE TECHNOLOGIES, LLC (MBE)
D & W CONSTRUCTION, LLC (MBE)
D A BOSTON SERVICES, INC. (MBE, WBE)
DADO TEA, LLP (MBE, WBE)
DAGLE ELECTRICAL CONSTRUCTION CORP. (WBE)
DAMRELL CONSULTING, LLC (WBE)
DANDIS CONTRACTING, INC. (WBE)
DARLEEN BUDZINSKI D/B/A: DBUDPRODUCTS (WBE)
DATALYSYS, LLC (MBE, WBE)
DATAMAXX APPLIED TECHNOLOGIES, INC. (WBE)
DATASYS CORPORATION (WBE)
DAVEN CORP. (WBE)
DAVENPORT ADVISORS, LLC (MBE)
DAVISKELLY, LLP (MBE)
DAWN KENNEDY D/B/A: VITAL MILK (MBE, WBE)
DAWOOD ENGINEERING, INC. (MBE)
DAY HEALTH STRATEGIES, LLC (WBE)
DCB WELDING AND FABRICATION, INC. (WBE)
DE PRIZIO PAVING AND CONSTRUCTION COMPANY, INC. (SDVOBE*,
LGBTBE*)
DEEP WHY DESIGN, LLC (WBE)
DELIGHT MEDICALS, INC. (MBE*)
DELUCCA FENCE COMPANY, INC. (WBE)

DEMCO, LLC (MBE, WBE)
DENAIL GROUP, LLC (MBE)
DENTERLEIN WORLDWIDE, INC. (WBE)
DEPINA BROTHERS SAND & GRAVEL, INC. (MBE)
DESIGN PRINCIPLES, INC. (WBE)
DESIGN WORKSHOP, INC. (WBE)
DHARAM LALLY & SMITH, LLC (MBE)
DIANA SATIN CONSULTING (WBE)
DIANE B. MULLAHY D/B/A: TRAVEL LEADERS/HAPPY HOLIDAYS TRAVEL
(WBE)
DIANE MURPHY D/B/A: GRAPHIC TOUCH (WBE)
DIETZ & COMPANY ARCHITECTS, INC. (WBE)
DIMOCK COMMUNITY HEALTH CENTER (M/NPO*)
DIRTYGIRL DISPOSAL, INC. (WBE)
DISABLED VETERANS CALL CENTER, LLC D/B/A: DISABLED VETERANS
SOLUTIONS (VBE, DOBE, SDVOBE)
DIVERSIFIED CHEMICAL AND SUPPLY, INC. (WBE)
DIVERSIFIED ENERGY SOLUTIONS, INC. (MBE)
DIVERSIFIED SYSTEMS, INC. (MBE)
DIVERSIFIED TECHNOLOGY CONSULTANTS, INC. (MBE*)
DIVERSIFIED TECHNOLOGY, INC. (MBE)
DIVERSITY RESOURCE GROUP, LLC (MBE)
DIVERSITY STUDIO, INC. D/B/A: BLUE BUMBLE CREATIVE (WBE)
DIVINO NINO CHILDCARE AND HOME PROVIDER PROGRAM, INC.
(MBE*, WBE*)
DL WAREHAM, INC. D/B/A: FIRST CALL TRUCKING & COURIER (WBE)
DMA HEALTH STRATEGIES, INC. (WBE)
DOANE CONSULTING, LLC (MBE, WBE)
DOCUMENT TECHNOLOGIES, INC. (MBE)
DOLE & BAILEY, INC. (WBE)
DOLPHIN RESOURCE GROUP, INC. (WBE)
DOMITEK, INC. (MBE)
DON MARTIN CORPORATION (MBE)
DONE RIGHT BUILDING SERVICES, INC. (MBE)
DORCHESTER BAY ECONOMIC DEVELOPMENT CORPORATION (MBE)
D'ORO FOODS, INC., D/B/A: DOM'S SAUSAGE (WBE)
DOTCOM TEAM, LLC, THE (MBE)
DOUBLE K TRUCKING, LLC (MBE, WBE)
DOVE, INC. D/B/A: DOMESTIC VIOLENCE ENDED INC. (W/NPO)
DPV TRANSPORTATION, INC. (MBE)
DRAIN SHOOTER, INC. (WBE)
DRUG AND WELLNESS SCREENINGS, LLC D/B/A: ARCPPOINT LABS OF
GREATER BOSTON (WBE)
DRYWALL PLUS, INC. (MBE)
DULUTH TRAVEL, INC. (VBE, SDVOBE*)
DUSK TO DAWN TAX & ACCOUNTING, LLC (WBE)
DUSTBUSTERS COMPANY, INC. (WBE)
DUTECH SYSTEMS, INC. (MBE, WBE)
DYER BROWN & ASSOCIATES, INC. (LGBTBE)
DYNAMIC JANITORIAL CLEANING, INC. (MBE, WBE)
DYNAMIC SCHEDULING SOLUTIONS, INC. (WBE)
E ALVES CLEANING SERVICE, INC. (WBE, PBE)
E.T.& L. CORP. (WBE)
EARLY CHILDHOOD ASSOCIATES INCORPORATED (WBE)
EARLYBIRD POWER, LLC (MBE)
EASTERN BAG & PAPER COMPANY, INC. D/B/A: EBP SUPPLY
SOLUTIONS (WBE*)
EASTWIND CORPORATION (MBE)
EBBRELL ARCHITECTURE + DESIGN, INC. (WBE)
EBERT ENTERPRISES, INC. D/B/A: CURRY PRINTING & COPY CENTER
(WBE*)
ECCO SELECT CORPORATION (WBE, PBE)
ECIN INDUSTRIES, INC. (WBE)

ECLINICALWORKS, LLC (MBE)
ECOLOGIC ENTOMOLOGY, LLC (LGBTBE)
ECONOMIC MOBILITY PATHWAYS, INC. (W/NPO)
ECONOMISED TIME SERVICES, INC. (WBE)
EDINBURG CENTER, INC., THE (W/NPO)
EDM CONSTRUCTION, INC. D/B/A NEW ENGLAND BRIDGE PRODUCTS
(WBE)
EDUARDO BERINSTEIN TRANSLATIONS, LLC (MBE)
EDUPORIUM, INC. (MBE)
EDWARD M. KENNEDY COMMUNITY HEALTH CENTER, INC. (W/NPO*)
EDWARDS GROUP, LLC, THE (MBE)
EES SILVER, LLC D/B/A: HOMEWATCH CAREGIVERS (MBE, WBE)
EINSTEIN'S SOLUTIONS, INC. (WBE)
EKG NETWORKING, INC. (WBE)
ELAINE CONSTRUCTION COMPANY, INC. (WBE)
ELDY, LLC (WBE)
ELECTRONIC SECURITY & CONTROL SYSTEMS, INC. (WBE)
ELEGANT STITCHES, INC. (MBE*)
ELIASON LAW OFFICE, LLC (WBE)
ELITE PEST SOLUTIONS, INC. (WBE)
ELIZABETH MALLOY CONSULTING (WBE)
ELLANA CONSTRUCTION CONSULTANTS OF NEW ENGLAND, INC (WBE)
ELCCO PROMOTIONS, INC. (WBE)
EMILY ROTHSCHILD D/B/A: ROTHSCHILD & ASSOCIATES (WBE)
EMILY'S INC. (WBE)
EMMA PLUMBING CO, INC. (MBE)
EMMAUS, INC. (W/NPO)
EMPIRE HISTORICAL MASONRY RESTORATIONS, INC. (WBE)
EN POINTE IT SOLUTIONS, LLC (MBE, WBE)
ENCOMPASS PREMIUMS & APPAREL (WBE)
ENERGY ADVOCATES, LLC (WBE)
ENERGY FEDERATION, INC. (W/NPO)
ENLACE DE FAMILIAS DE HOLYOKE/HOLYOKE FAMILY NETWORK, INC.
(M/NPO)
ENTECH ENGINEERING, P.C. (WBE)
ENTERTAINMENT ONE STOP SHOP, LLC (MBE)
ENVIRONMENTAL DESIGN & CONSTRUCTION INC (D) (WBE*)
ENVIROX, LLC (WBE)
EQUALLY EXPRESSED, LLC (MBE, WBE)
ERGONOMIC GROUP, INC., THE (WBE)
ERIN MURPHY DESIGN, LLC (WBE)
ESI, INC. (MBE)
ESL AND TOEFL ASSOCIATES, THE (WBE, PBE)
ESOCIATES, LLC (MBE, WBE)
ETEAM, INC. (MBE)
EVERETT APPLIANCE SERVICE (MBE)
EVERETTS ENTERPRISE, LLC (MBE, WBE)
EVERMORE LIGHT AND POWER, INC. (MBE, WBE)
EXCEL NURSING SERVICES, INC. (WBE)
EXCELL CONSTRUCTION CORPORATION (MBE)
EXCELSURE HOMES HEALTH CARE SOLUTION, LLC (MBE, WBE)
EXPERCOIN, LLC (MBE)
EXPRESSIVE PRINT AND PROMOTION (WBE)
F L & A TRANSPORTATION COMPANY, INC. (MBE*)
F. C. CONSTRUCTION CORPORATION (PBE)
FABIANO OIL CORP. (WBE)
FACILITYONE NEW ENGLAND, INC. (MBE*)
FAIRFAX DATA SYSTEMS, INC. (MBE)
FAMILY CARE PARTNERSHIP, LLC (MBE*)
FAMILY HARDWARE CORP (MBE, WBE)
FAN FAVORITE, INC. D/B/A/: I LOVE BOSTON SPORTS (MBE)
FCI MULTIPLE SERVICES CORP. (WBE)
FEBLOWITZ ENERGY CONSULTING (WBE)

FENNICK MCCREDIE ARCHITECTURE, LTD. (WBE)
FERNANDEZ & ASSOCIATES (MBE)
FERREIRA TOWING, INC. (WBE)
FIGMINTS DELICIOUS DESIGN AND CREATIVE MARKETING, LLC (MBE)
FILLION'S LANDSCAPING, INC. (WBE)
FINELINE GRAPHICS, INC. (MBE)
FINEPOINT ASSOCIATES, LLC (WBE)
FIRECODE DESIGN, LLC (MBE, WBE)
FISHER CONTRACTING CORPORATION (MBE, WBE)
FLAHERTY EQUIPMENT SALES CORPORATION (WBE)
FLEET AD MEDIA, LLC (MBE)
FLETCHER SEWER & DRAIN, INC. (WBE*)
FLOCK CONSTRUCTION, INC. (WBE)
FLOOR WORKS, INC. (WBE)
FLOW DESIGN, INC. (MBE)
FOLAN WATERPROOFING & CONSTRUCTION COMPANY, INC. (WBE)
FORTRESS, INC. D/B/A: FORTRESS EMERGENCY PREPAREDNESS
SERVICES (MBE)
FOURSQUARE INTEGRATED TRANSPORTATION PLANNING, INC. (WBE)
FOWLER PRINTING & GRAPHICS, INC. (WBE)
FRAME SHOPS OF WESTCHESTER, INC. D/B/A: SOUTH SHORE
CERTAPRO PAINTERS (WBE)
FRANKLIN TWO, INC (WBE)
FRASER ENGINEERING COMPANY, INC. (WBE)
FRIENDLY RIDE TRANSPORTATION, INC. (MBE)
FROG SPIT CHAIN, INC. (VBE)
FRONT LINE, INC. (WBE)
FULL CIRCLE TECHNOLOGIES, INC. (MBE)
G & L LABORATORIES CORPORATION (MBE, WBE)
G A BLANCO & SONS, INC. (MBE)
GAAMHA, INC. (W/NPO)
GANDARA MENTAL HEALTH CENTER, INC. (M/NPO)
GANGI PRINTING, INC. (WBE)
GARG CONSULTING SERVICES, INC. (MBE)
GARSAN SOLUTIONS, LLC (MBE, VBE)
GENERAL AIR CONDITIONING & HEATING, INC. (MBE)
GENERAL CONTRACTING SOLUTIONS, INC. (WBE)
GENERAL ENVIRONMENTAL SERVICES, INC. (WBE)
GENESYS CONSULTING SERVICES, INC. (WBE)
GEOLOGIC-EARTH EXPLORATION, INC. (WBE)
GEO-MED, LLC (SDVOBE)
GEOTEK ENGINEERING, INC. (WBE)
GFM ENTERPRISES, INC. (MBE)
GFS ELECTRIC, INC. (MBE)
GIOVINETTO CONSULTING, LLC D/B/A: COMMFLUENCE (WBE*)
GIRLS INCORPORATED OF LYNN (WBE)
GLADYS ALLEN BRIGHAM COMMUNITY CENTER (W/NPO)
GLASS ELECTRIC COMPANY, LLC (WBE)
GLIONNA PLUMBING & HEATING SERVICES, INCORPORATED (WBE)
GLOBAL CARE PROVIDERS, LLC (MBE)
GLOBAL COMPASS, INC. (SDVOBE)
GLOBAL LINK LANGUAGE SERVICES, INC. (WBE)
GLOBO LANGUAGE SOLUTIONS, LLC (MBE)
GM2 ASSOCIATES, INC. (MBE)
GMT CONSTRUCTION AND PAINTING SERVICES CORPORATION (MBE,
WBE)
GNC CONSULTING, INC. (VBE, MBE)
GO GREEN SOLUTIONS, INC. (MBE, WBE)
GOJO INDUSTRIES, INC. (WBE)
GOMES CONSTRUCTION COMPANY, INC. (WBE, PBE)
GOOD AS GOLD COFFEE SYSTEMS, INC. (WBE)
GOOD LIFE PRODUCTIONS, LLC (MBE, WBE)
GOODMAN RESEARCH GROUP, INC. (WBE)

GORCA CONSTRUCTION, INC. (MBE, WBE)
 GRANITE PRINT, LLC (WBE)
 GRASSESCHI PLUMBING AND HEATING, INC. (WBE)
 GREAT GETAWAYS, INC. (WBE)
 GREAT IN COUNTERS, INC. (WBE)
 GREATER BOSTON CHINESE GOLDEN AGE CENTER, INC. (M/NPO)
 GREEN CASTLE BUSINESS SOLUTIONS, INC (MBE, VBE)
 GREEN INSULATION, INC. (WBE)
 GREEN INTERNATIONAL AFFILIATES, INC. (MBE)
 GREEN RIVER RESEARCH, LLC (WBE)
 GREEN SEAL ENVIRONMENTAL, INC. (MBE*, WBE*)
 GREENFIELD GLASS CO, INC. (WBE)
 GREENOUGH PACKAGING & MAINTENANCE SUPPLIES, INC. (WBE, PBE)
 GREYTEK LLC (SDVOBE)
 GRIMES OIL CO., INC. (MBE*)
 GROUND, INC. (WBE)
 G'S ULTIMATE OFFICE CLEANING SVC., LLC (MBE, WBE)
 GUARDIAN ANGEL SENIOR SERVICES, INC. (WBE)
 GUARDIAN HEALTHCARE, LLC (MBE)
 GUARDRAIL SOLUTIONS, LLC (WBE)
 GUERRERA WRITER, LLC (MBE, WBE)
 GUIDEWIRE, INC. (W/NPO)
 GUY BROWN, LLC (MBE)
 GVC CONSTRUCTION, INC. (MBE, WBE)
 H & R ROOFING & SIDING CORP (MBE)
 H B WELDING, INC. (WBE, VBE)
 H&A STEEL, LLC (MBE)
 H.M. NUNES & SONS CONSTRUCTION, INC. (WBE, PBE)
 H.T. BERRY COMPANY, INC. (WBE*)
 HAMPTON FLOORING CENTER, INC. (WBE)
 HARDING BOTANICALS, LLC (WBE*)
 HAR-PER SALES SOLUTIONS, INC. (WBE)
 HARRIS MILLER MILLER & HANSON, INC. D/B/A: HMMH (WBE)
 HAT CREEK OUTFIT, INC. (WBE)
 HATTERAS, INC. (WBE)
 HBSS CONNECT CORP (MBE)
 HCH ENTERPRISES, LLC (MBE)
 HEALTH IMPERATIVES, INC. (W/NPO)
 HEALTHDATAVIZ, LLC (WBE)
 HEALTHY BABIES, HAPPY MOMS, INC. (WBE*)
 HEARTH, INC. (W/NPO)
 HECK ELECTRIC, LLC (MBE)
 HECKMAN MASONRY CORPORATION (WBE)
 HEIDREA COMMUNICATIONS, LLC (VBE)
 HELCO SAFETY EQUIPMENT CORPORATION (WBE)
 HERB CHAMBERS I-93, INC. (VBE)
 HERITAGE CONSTRUCTION & SUPPLY (WBE)
 HERRING, INC. (WBE)
 HFSE, INC. (WBE)
 HICKS AUTO BODY, INC. (MBE)
 HIGHLAND PLANNING, LLC (WBE*)
 HIGHLANDER TREE & LANDSCAPING INC (SDVOBE)
 HIRE PARTNERSHIP, LLC (MBE, WBE)
 HISPANIC RESOURCES, INC. (M/NPO)
 HOLLISTER GROUP, INC., THE (WBE)
 HOLLYWOOD PUBLIC RELATIONS, LLC D/B/A: HOLLYWOOD AGENCY (WBE)
 HOLYOKE HEALTH CENTER, INC. (MBE)
 HONEYCOMB COLLABORATIVE, LLC (WBE*)
 HONOR CODE CREATIVE, LLC (WBE)
 HORIZON SERVICES CORPORATION (MBE)
 HORSESHOE HAULING, LLC D/B/A: HORSESHOE FOODS AND DISTRIBUTION (WBE)

HOW'S WORK, INC. (WBE*)
 HUB GLASS SERVICES, INC. (WBE)
 HUB TESTING LABORATORY, INC. (WBE)
 HUMAN IN COMMON, LLC (WBE)
 HUMAN SERVICE FORUM, INC. (W/NPO)
 HYGGEMAIL, LLC D/B/A: MINUTEMAN PRESS OF NATICK (MBE, WBE)
 HYWORK, INC. D/B/A: COPYCAT (MBE)
 I4DM, LLC (MBE, VBE)
 ICARUS CONSTRUCTION SERVICES, LLC (MBE, VBE, SDVOBE)
 ICON ARCHITECTURE, INC. (WBE)
 ICR DRYWALL, INC. (MBE)
 IDEAL PRINTERS, INC. (WBE)
 IDEAL RESIDENCES OF NEW ENGLAND, LLC (WBE)
 IDS HIGHWAY SAFETY, INC. (WBE)
 INDUS TRANSLATION SERVICES, INC. (MBE, WBE)
 INDUSTRY SOLUTIONS, LLC (MBE)
 INFINITY ABATEMENT SERVICES, INC. (MBE)
 INFOJINI, INC. (MBE)
 INFORE CONSULTING, LLC (WBE)
 INNES ASSOCIATES LTD. (WBE)
 INNOVA SOLUTIONS, INC. (MBE)
 INNOVATE!, INC. (MBE, WBE)
 INNOVATIONS GROUP, INCORPORATED, THE (WBE)
 INNOVATIVE PROMOTIONAL CONCEPTS (WBE)
 INNOVIX CONSULTING, INC. (WBE)
 INSPIRATION ZONE, LLC (MBE, WBE)
 INSTITUTE FOR EDUCATION AND PROFESSIONAL DEVELOPMENT, INC., THE (WBE)
 INSULATION CONTRACTOR OF NEW ENGLAND, INC. (WBE)
 INSURANCEONE INSURANCE AGENCY, INC. D/B/A: WEST INSURANCE AGENCY, INC. (MBE, VBE)
 INTEGRATIVE LEADERSHIP STRATEGIES, LLC (WBE)
 INTEGRITY EYE CARE, LLC D/B/A: FALL RIVER VISION (WBE)
 INTEGRITY HOME CARE SOLUTIONS, LLC (MBE, WBE)
 INTERCULTURAL PRODUCTIONS, LLC (MBE)
 INTERNATIONAL HEALTH SERVICES, INC. (WBE*)
 INTERNATIONAL HEALTH SOLUTIONS, INC. (WBE)
 INTERNATIONAL MANAGEMENT FINISHING SYSTEMS, LLC (WBE)
 INTERPRETERS AND TRANSLATORS, INC. (MBE)
 INTERPRETERS ASSOCIATES, INC. (MBE, WBE)
 INTERSEMINARIAN- PROJECT PLACE, INC. (W/NPO)
 IPSWICH SHELLFISH CO., INC. (WBE)
 ISIDOR STUDIO, LLC (MBE, WBE)
 ISLAND PAVEMENT CUTTING CO., INC. (WBE)
 IT MANTRA, LLC (MBE, WBE)
 IT RESOURCE SOLUTIONS.NET, INC. (WBE)
 IT'S ABOUT TIME LOGISTICS, LLC (WBE)
 IZ SCHWARTZ APPLIANCE WAREHOUSE, INC. (WBE)
 J & M PAINTING (WBE*)
 J COUGLER, INC. (WBE)
 J DEMARCO, INC. (VBE, DOBE)
 J TROPEANO, INC. (WBE)
 J. GOSS CONSTRUCTION (VBE)
 J. L. ENTERPRISES, INC. (WBE)
 J. L. RAYMAAKERS & SONS, INC. (WBE*)
 J.E. WATKINS CONSTRUCTION COMPANY (SDVOBE)
 J.THIBERT ARCHITECTURAL WOODWORK INSTALLATION, INC. (WBE, PBE)
 JACKSON GLASS, INC. (WBE)
 JACQUELINE ELECTRIC AND CONTRACTING, INC. (WBE)
 JAG PAINTING CONTRACTORS, INC. (VBE)
 JAGUAR GRAPHICS, INC. (WBE)
 JAMA PROFESSIONAL CLEANING, INC. (MBE, WBE)

JAMAICA PLAIN NEIGHBORHOOD DEVELOPMENT CORPORATION (M/NPO)
 JAMES GALVIN ELECTRIC COMPANY, INC. (WBE)
 JANE FREEDMAN LAW, LLC (WBE)
 JASONICS SECURITY CORPORATION (WBE)
 JAZZY SPORTSWEAR PROMOTIONAL COMPANY, LLC (MBE)
 JEANNE GEIGER CRISIS CENTER, INC. (W/NPO)
 JEFF OLLIVIERE'S CARPETS (MBE)
 JEREZ, LLC (MBE, WBE)
 JET SECURITY, LLC (VBE)
 JEWN ENTERPRISE, INC. (MBE, WBE)
 JHP INDUSTRIAL SUPPLY COMPANY, INC. (MBE)
 JHS RESTORATION, INC. (WBE)
 JILL SLIKER HORTICULTURE (WBE*)
 JIMENEZ & SON CONSTRUCTION CO., INC. (MBE)
 JKMUIR, LLC (WBE)
 JLA CONTRACTING, INC. (WBE)
 JM CONSULTING INC. (WBE*)
 JM FISKE ENVIRONMENTAL (WBE)
 JM GOLDSON, LLC (WBE)
 JOHN F SHEA COMPANY INC (WBE*)
 JOHN GALT STAFFING, INC. (WBE)
 JOHN H. CANTO LANDSCAPE & BOBCAT SERVICES, INC. (MBE)
 JOHN LATKA & COMPANY, INC., D/B/A: LATKA PRINTING (WBE)
 JOHN LEONARD EMPLOYMENT SERVICES, INC. (WBE)
 JOHN MURPHY JR ELECTRICAL CONSTRUCTION & ENGINEERING, INC (WBE)
 JOHNSON LUMBER CO., INC. (WBE)
 JORANI SOLUTIONS, INC. D/B/A: SUCCESSENGINEER (MBE, WBE)
 JORDAN ENTERPRISES, INC. D/B/A: SD VISUAL IMAGES (MBE)
 JOS HEALTHCARE STAFFING, INC. (MBE*)
 JOSEPH BOTTI CO., INC. (WBE)
 JP ADVERTISING, INC. (WBE)
 JS CONSULTING ENGINEERS, LLC (WBE)
 JULES CATERING, INC. (WBE)
 JUNA FINANCIAL SOLUTIONS, LLC (WBE)
 JUSTICE RESOURCE INSTITUTE, INC. (WBE*)
 K & M COMMUNICATIONS CORPORATION (VBE)
 K DAPONTE CONSTRUCTION CORPORATION (PBE)
 K&J SAFETY AND SECURITY CONSULTING SERVICES, INC. (WBE, VBE)
 K1 ROOFING, LLC (WBE)
 K5 CORPORATION (WBE)
 K-9 MERCANTILE PROTECTION, INC. (MBE, WBE)
 KAPLAN CORPORATION D/B/A: KAPLAN CONSTRUCTION (WBE)
 KARMA ENVIRONMENTAL SERVICES, INC. (WBE)
 KARPMAN CONSULTING, LLC (WBE)
 KEANE FIRE & SAFETY EQUIPMENT CO., INC. (WBE)
 KEATING CONSULTING, INC. (WBE)
 KELLY, VITALE, RAFFOL, LLC (WBE)
 KENNEDY & VIOLICH ARCHITECTURE, LTD. (MBE)
 KENNEY MASONRY, LLC (WBE)
 KERMA MEDICAL PRODUCTS, INC. (VBE)
 KEVILLE ENTERPRISES, INC. (WBE)
 KEYS TO LITERACY, LLC (WBE*)
 KIM MILLER, INC., D/B/A: MILLER FENCE CO. (WBE)
 KLEM TRACTOR, INC. D/B/A: KLEM'S (WBE)
 KLOPFER MARTIN DESIGN GROUP, LLC (WBE)
 KMA, LLC (MBE)
 KNOWLEDGE ARCHITECTS, INC. (MBE, WBE)
 KO STONE, INC. (MBE)
 KOERNER CONSULTING, LLC (WBE)
 KREATE AND PRINT, INC. (MBE, WBE)
 KT & T DISTRIBUTORS, INC. (MBE)

KUHN RIDDLE ARCHITECTS, INC. (WBE)
 KW DIVERSITY, INC. (MBE, WBE)
 L & L CONTRACTING, INC. (WBE)
 L P COLLEGE, INC. (WBE)
 L1 ENTERPRISES INCORPORATED (SDVOBE)
 LA ALIANZA HISPANA, INC. (M/NPO)
 LADIES LANDSCAPING, LLC (WBE)
 LADYBUG PEST CONTROL SERVICES, INC. (WBE)
 LAHLAF GEOTECHNICAL CONSULTING, INC. (MBE)
 LAMSON ENGINEERING CORPORATION (MBE)
 LANCASTER PACKAGING, INC. (MBE, WBE)
 LANCESOFT, INC. (MBE, WBE)
 LANCO SCAFFOLDING, INC. (WBE)
 LANE PRINTING CO., INC. (WBE)
 LANGONE & ASSOCIATES (VBE)
 LANGUAGE BRIDGE, LLC (WBE)
 LANGUAGE COMPASS, LLC (MBE, WBE)
 LATIN AMERICAN HEALTH ALLIANCE, INC. (M/NPO)
 LATINA CIRCLE, INC., THE D/B/A: AMPLIFY LATINX (MBE/WBE)
 LATINO HEALTH INSURANCE PROGRAM, INC., THE (M/W/NPO)
 LAUNCH - COMPUTER TRAINING & CONSULTING (LGBTBE)
 LAW OFFICE OF HUNTERN SHU, PLLC (MBE)
 LBP SOLUTIONS, LLC (SDVOBE)
 LCI PAPER CO., INC. (WBE)
 LDS CONSULTING GROUP, LLC (WBE)
 LEAD IT CORPORATION (MBE, WBE)
 LEC ENVIRONMENTAL CONSULTANTS, INC. (WBE)
 LEGAL INTERPRETING SERVICES, INC. D/B/A: LIS SOLUTIONS (WBE)
 LEMELIN ENVIRONMENTAL SERVICES, INC. (WBE)
 LENA SAETRE-GRANT D/B/A: THE RED APPLE (WBE)
 LEONE MARKETING SOLUTIONS, INC. (WBE)
 LEU DESIGN, LLC (WBE)
 LEVEL DESIGN GROUP, LLC (WBE)
 LGAPPAREL, LLC D/B/A: LMI TEXTILES (MBE)
 LIBERTY LASER SOLUTIONS, INC. (WBE)
 LIGHTHOUSE WELLNESS AND HEALTH EDUCATION CONSULTING, INC. (WBE)
 LIM CONSULTANTS, INC. (MBE, WBE)
 LIN ASSOCIATES, INC. (MBE)
 LINA CIUFFO CONSTRUCTION CORPORATION (MBE, WBE)
 LINDON GROUP, INC. (WBE)
 LINEA 5, INC. (WBE)
 LIQUID PC, LLC (WBE)
 LIQUORE SAND & GRAVEL, LLC (SDVOBE)
 LISA M. HARRISON (MBE, WBE)
 LISTO DISTRIBUTORS, INC. D/B/A: CHAMBERS TRAVEL (MBE)
 LITTLE PEOPLE'S COLLEGE, INC. (WBE, PBE)
 LIZ PAGE ASSOCIATES (WBE)
 LLM DESIGN, INC. (MBE*, WBE*)
 LODGING KIT COMPANY (WBE*)
 LOGIC HOUSE, LTD. (WBE)
 LONG BAY SERVICES, INC. (MBE*, WBE*)
 LONGPOINT PARTNERS, LP (MBE)
 LORD & MITCHELL, INC. (MBE, WBE)
 LT COACHING AND CONSULTING, LLC (MBE, WBE)
 LUMEN STUDIO, INC. (WBE*)
 LV TRUCKING (MBE)
 LYNN LADDER & SCAFFOLDING CO., INC. (WBE)
 M & M CONTRACT CLEANING, INC. (MBE)
 M & R CONSULTANTS CORP. (MBE)
 M&M CONNECTIONS, LLC (MBE, WBE)
 M. DAVIS AND COMPANY, INC. (MBE)
 M.A.D. SIGNS (WBE)

M.E. O'BRIEN & SONS, INC. (WBE)
MAC EQUIPMENT, LLC (WBE*)
MACHADO CONSULTING, INC. (SDVOBE*)
MAGANTI IT RESOURCES, LLC (MBE)
MALONE GROUP, LLC, THE (WBE)
MALONEY PROPERTIES, INC. (WBE)
MANSFIELD PAPER COMPANY, INC. (VBE)
MAPA HEALTHCARE CONSULTING, LLC (MBE, WBE)
MARION EDWARD ASSOCIATES, INC. (MBE)
MARK ONE, LLC (MBE, WBE)
MARKET MENTORS, LLC (WBE)
MARKET STREET RESEARCH, INC. (WBE)
MARKINGS, INC. (WBE)
MARSHALL MURPHY GROUP, LLC (MBE, VBE)
MARTELL CONSULTING, LTD (WBE)
MARTINEZ COUCH & ASSOCIATES, LLC (MBE)
MARTINO GLASS COMPANY, INC. (WBE)
MARY CASEY, INC. D/B/A: THE HARBOR LAW GROUP (WBE)
MASS BED BUG BUSTERS, LLC (WBE)
MASS FIRE EXTINGUISHERS (WBE*)
MASS JANITORIAL SUPPLIES, INC. (MBE, WBE)
MASS PREMIUM CLEANING, INC. (MBE, WBE)
MASS SIGNAL SERVICE, LLC (MBE)
MASS STATE CLEANING, LLC (WBE*, SDVOBE*)
MASTV/EL PLANETA, LLC (MBE)
MAUCH GROUP, LLC, THE (MBE, WBE)
MAYFLOWER COMMERCIAL CLEANING, INC. (WBE)
MAYO DESIGNS, INC. (WBE)
MCC, INC. (MBE)
MCCLAIN CONSULTING ASSOCIATES, LLC (MBE, WBE)
MCENROE CONSULTING (WBE)
MCGARR SERVICE CORP. (WBE)
MCKENZIE & ASSOCIATES, P C (MBE)
MCNISH BUILDING & DEVELOPMENT (MBE)
MD BUILDING SERVICES, INC. (MBE, WBE)
MEDEIROS HYDROSEEDING & LANDSCAPING CONSTRUCTION, INC. (PBE)
MEDIASRUCTION, LLC (WBE)
MEDUVI, LLC (MBE, WBE)
MEETCAREGIVERS, INC. (MBE*, WBE*)
MELISSA GILROY, CPA (WBE)
MENTAL HEALTH ASSOCIATION, INC. (W/NPO)
MERCANTILE DEVELOPMENT, INC. (WBE)
MERIDIAN PARTNERS, LLC (MBE)
MERRIMACK ENVIRONMENTAL SOLUTION CORP. (MBE)
METRO EQUIPMENT CORP. (WBE)
METRO WEST CENTER FOR WELL BEING, LLC (MBE*)
METROPOLITAN HOME HEALTH SERVICES, INC. (WBE)
METROWEST LEGAL SERVICES, INC. (W/NPO)
MG PAINTING CONTRACTORS, LLC (WBE)
MG PRODUCTS, LLC (WBE)
MH GROUP, LLC, THE (MBE, WBE)
MICHAEL DAVIDS D/B/A: M P DAVIDS TRANSPORTATION (MBE)
MICHAEL MALVERS D/B/A: ONE TEN TOWING (SDVOBE*)
MICROCAD TRAINING & CONSULTING, INC. (MBE)
MICROTECHNOLOGIES, LLC C/B/A: MICROTECH (MBE, VBE)
MIDDLESEX COMMERCIAL SALES, INC. (MBE)
MIDDLESEX HEALTHCARE SERVICES, INC. (MBE)
MIDTOWN HOME HEALTH SERVICES, INC. (MBE, WBE)
MIKYOUNG KIM DESIGN, LLC (MBE, WBE)
MILHENCH, INC. D/B/A: MILHENCH SUPPLY (WBE)
MILL CITY ENVIRONMENTAL CORPORATION (MBE)
MILLENNIUM PRINTING CORPORATION (WBE)

MILLER DYER SPEARS, INC. (WBE)
MINDBOARD, INC. (MBE)
MINDFUL COLLABORATIVE, THE (WBE)
MIYAKODA CONSULTING, INC. (MBE, WBE)
MIC CONSULTING GROUP, LLC (WBE)
MJH COMMUNICATIONS (WBE)
MJW MEDICAL SOLUTIONS, INC (SDVOBE)
MN & COMPANY MEDIA MANAGEMENT, INC. (WBE)
MNJ TECHNOLOGIES DIRECT, INC. (WBE)
MOBLEMATICS, INC. (MBE, WBE)
MODULEASE CORPORATION (WBE)
MOHARDESIGN, LLC (WBE)
MOLARI, INC. D/B/A: MOLARI EMPLOYMENT AND HEALTH CARE SERVICES (WBE)
M-O-N LANDSCAPING, INC. (PBE)
MONAGHAN PRINTING CO., INC. (WBE)
MONAHAN GROUP, INC. (THE) (WBE)
MONDRE ENERGY, INC. (WBE)
MONROE TRACTOR & IMPLEMENT CO. INC. (WBE)
MONTANA DATACOM, INC. (WBE)
MOOR METALS, INC. (MBE)
MORAIS CONCRETE SERVICE, INC. (WBE, PBE)
MORALES GENERAL CONTRACTING, INC. (MBE*)
MORLU MARVIE D/B/A: DURCLEAN SERVICES (MBE*)
MOTA HOTEL, LLC D/B/A: HYANNIS HOST INN (MBE)
MS. PIPE, LLC (WBE)
MSG STAFFING, INC. (MBE)
MULTICULTURAL WELLNESS CENTER, INC. (M/W/NPO)
MURPHY, EDWARDS, GONCALVES AND FERRERA, PC (WBE)
MYSTIC CAFE (WBE*, PBE*)
N & T MECHANICAL CONTRACTORS, INC. (VBE*)
N.L. CONSTRUCTION, INC. (WBE)
NABS, INC. (WBE*)
NANDY'S CLEANING & DEVELOPMENT SERVICE, INC. (MBE, WBE)
NATCOM, INC. (MBE)
NATIONAL PAINTING SERVICE, LLC (MBE)
NAX2 CREATIVE (WBE)
NEEDHAM CERTIFIED WELDING CORP. (WBE)
NEIGHBORHOOD HOME CARE, LLC (MBE, WBE)
NEIGHBORWAYS DESIGN, LLC (WBE)
NEPM ENTERPRISES, INC. (WBE)
NEW BEDFORD FLOOR COVERING SALES COMPANY, INC. (MBE, WBE)
NEW CHAPTER HOME IMPROVEMENT, LLC (MBE, WBE)
NEW ENGLAND FARM WORKERS COUNCIL, INC. (M/NPO)
NEW ENGLAND FOUNDATION CO., INC. (WBE)
NEW ENGLAND HIGHWAY TECHNOLOGIES, LLC (MBE)
NEW ENGLAND MECHANICAL CO., INC. (MBE*)
NEW ENGLAND SIGN SERVICES, INC. (WBE)
NEW FORM BUILDING SYSTEMS, INC. (WBE)
NEW MARK PAVEMENT MARKING, INC. (MBE)
NEW VISION ENTERPRISE, LLC (MBE)
NEWBURYPORT PRINTING, LLC D/B/A: MINUTEMAN PRESS
NEWBURYPORT (MBE, WBE)
NEWTON DISTRIBUTING COMPANY, INC. (WBE)
NEXT GENERATION, INC. (MBE)
NEXTSTEP NONPROFIT, LLC (WBE*)
NICK OF TIME EXECUTIVE SERVICES (MBE, WBE)
NIEZGODA & MURRAY EXCAVATING, LLC (SDVOBE)
NINESTONE CORPORATION (WBE)
NITSCH ENGINEERING, INC. (WBE*)
NOBSCOT SUPPLY COMPANY, INC. (WBE)
NORFOLK POWER EQUIPMENT, INC. (WBE)
NORTH BAY COMPANY, INC. (WBE)

NORTH EAST ROADS, INC. (MBE)
NORTH RIVER GRAPHICS, INC. (WBE)
NORTH SHORE STEEL COMPANY, INC. (MBE)
NORTH SUFFOLK COMMUNITY SERVICES, INC. (W/NPO)
NORTHEAST CONTRACTORS SUPPLY, LLC (WBE)
NORTHEAST ENVIRONMENTAL LABORATORY, INC. (WBE)
NORTHEAST FASTENERS CO., INC. (WBE)
NORTHEAST PAINTER AND CONSTRUCTION LLC (MBE, WBE)
NORTHEASTERN STEEL CORPORATION (MBE)
NORTHERN INSULATION SERVICE, LLC (WBE)
NOVAK EDUCATIONAL CONSULTING, INC. (WBE)
NOVEL IRON WORKS, INC. (WBE)
NU-CHECKER, INC., D/B/A: RED CAB (MBE*, WBE*)
NUEVO DIA ADHC, LLC (MBE, WBE)
NUVO GROUP CONSTRUCTION, INC. (SDVOBE)
OBJECT SOURCE, INC. (MBE, WBE)
OCEAN STATE SIGNAL CO, INC. (WBE, PBE)
OFF DUTY MANAGEMENT, INC. (WBE)
OFFICE IMAGES, INC. D/B/A: TRAINERS WAREHOUSE-OFFICE OXYGEN (WBE)
OFFSHOOTS, INC. (WBE)
OHS TRAINING & CONSULTING, INC. (WBE)
OLIVE TREE BOOKS-N-VOICES (MBE, WBE)
OLOUGHLIN AND GOIN CORP D/B/A: NEAT AND SWEET CLEANING (MBE, VBE)
OMAMA SERVICES INCORPORATED D/B/A: OMAMA HOME HEALTHCARE (MBE)
OMNI PRINT, INC. (WBE)
ONE LIFE AT A TIME, INC. (W/NPO)
ONE SOURCE CONSTRUCTION, LLC (MBE, WBE)
OPUS DESIGN, LLC (WBE)
ORANGE GROVE CONSULTING, LLC (WBE)
O'REILLY TALBOT & OKUN ASSOCIATES, INC. (WBE)
ORGANIZATION INK, INC. (WBE)
ORGANIZER (WBE)
ORISSA, LLC (MBE, WBE)
ORLOFF TREE SERVICE & EXCAVATION INC (SDVOBE)
OSCAR'S MOVING COMPANY, LLC (WBE)
OSS, CORP. (SDVOBE)
OUTSTANDING CLEANING, INC. (MBE, WBE)
OVERLAND ENGINEERING , LLC (MBE)
OVERLAP ADJUSTMENT (MBE)
OWL ENGINEERS, LLC (WBE)
P L KRZYNICIKI INSURANCE AGENCY (WBE)
P&C CONSULTING, INC. (WBE)
PACELLA ENTERPRISES, INC. (WBE)
PALMER TRAILER SALES CO., INC. (WBE*)
PAMELA SANDLER, AIA ARCHITECT (WBE)
PANDA RUG COMPANY, LTD. (MBE, WBE)
PANTHER GROUP, INC., THE (MBE)
PARADISE COPIES, INC. (WBE)
PARLA PROMOTIONS, INC. (WBE)
PAT GIBBS LANDSCAPE DESIGN & CONSTRUCTION, INC. (MBE, VBE)
PATIENCE NOAH INSURANCE, LLC (MBE, WBE)
PATIENT CARE SOLUTIONS, LLC (MBE)
PATIENT CENTERED MEDICAL CARE, INC. (MBE, WBE)
PATRIOT TRAFFIC, LLC (WBE)
PBA CONSULTING, LLC (WBE)
PC SURVIVORS OF MA, LLC (WBE)
PC TRUCKING, INC. (WBE*)
PEABODY SUPPLY COMPANY, INC. (WBE)
PEAK TECHNOLOGY SOLUTIONS, INC. (MBE)
PEAR ASSOCIATES, LLC (LGBTBE*)

PEERLESS FINANCIAL SOLUTIONS, INC. (WBE)
PEOPLESERVE, INC. (DOBE)
PERFECT OUTPUT, LLC (MBE, VBE)
PERFORMANCE TRANS., INC. (WBE)
PEST END, INC. (WBE*)
PHYSICALLY FIT PHYSICAL THERAPY, INC. (MBE/WBE)
PIERSON COMPUTING CONNECTION, INC. (WBE)
PINA CONTAINER SERVICE, LLC (MBE)
PINK OWL CONSULTING, LLC (WBE)
PIPING SYSTEMS, INC. (WBE*)
PIQUETTE & HOWARD ELECTRIC SERVICES, INC. (SDVOBE*)
PITTSFIELD COMMUNICATIONS SYSTEMS, INC. (VBE)
PJ CLEANING, INC. (MBE)
PJ MECHANICAL, LLC (WBE)
PJ SPILLANE COMPANY, INC. (WBE)
PJ SYSTEMS, INC. D/B/A: HIQ COMPUTERS (MBE)
PJC & COMPANY, ECOLOGICAL LAND CARE, INC. DBA PJC ORGANIC (WBE)
PLANTWERKS, INC. (WBE)
PLASTIC CARD SYSTEMS, INC. (WBE)
PLEDG GLOBAL LLC (MBE)
POLARIS INSTITUTE, LLC (SDVOBE)
POLARIS PC, INC. (WBE)
PORTER ENGINEERING, INC. (WBE)
POSITIVE ACTION AGAINST CHEMICAL ADDICTION, INC. (W/NPO)
POSITIVELY PARTNERS, LLC (LGBTBE)
POTENTIAL HORIZONS REALIZED (MBE, WBE)
POTOMAC SUPPLY COMPANY, LLC (MBE)
POTTER'S WHEEL COMMUNITY SERVICES (MBE, WBE)
POWDER HORN PRESS, INC. (WBE)
POWEROPTIONS, INC. (W/NPO)
PRAESIDIUM BENEFITS, LLC (MBE, WBE)
PREFERRED CONTRACTORS, INC. (WBE)
PRIDE ENVIRONMENTAL CONSTRUCTION, INC. (WBE)
PRIME CONCRETE AND SITEWORK, LLC (MBE)
PRIME HOME HEALTH AND COMPANION CARE, INC. (WBE)
PRINTER & FAX TECHNOLOGY, INC. (MBE)
PRISTINE ENGINEERS, INC. (MBE)
PROAV SYSTEMS, INC. (MBE, WBE)
PRODUCTION LINE SUPPORT, INC. (MBE)
PROFESSIONAL FIRE SYSTEMS, INC. (WBE)
PROFESSIONAL NURSE, INC. (WBE)
PROFESSIONAL TREE & LANDSCAPE CONSTRUCTION, INC. (WBE)
PROFTECH, LLC (MBE)
PROGRESSIVE ELECTRICAL SYSTEMS, INC. (MBE)
PROVEN BEHAVIOR SOLUTIONS, LLC (MBE*, VBE*)
PROVERB, LLC (MBE)
PRUDENTIAL DOOR & WINDOW, INC. (WBE)
PSN CONSTRUCTION, INC. (MBE)
PTCS CLEANING SERVICES, LLC (MBE*, WBE*)
PUBLISHING SOLUTIONS GROUP, INC. (WBE)
PULPIT HILL SUPPLY, INC. (MBE)
PURSUIT CONSTRUCTION, LLC (WBE)
QAPERE LLC (LGBTBE)
QUABBIN MEDIATION, INC. (W/NPO)
QUADRANT HEALTH STRATEGIES, INC. (WBE)
QUALITY HOME AND OFFICE CLEANING, LLC D/B/A: TOTAL CLEANING PLUS (WBE)
QUALITY MATRIX, INC. (MBE)
QUICKPAY, INC. (MBE)
R O U CONSTRUCTION, INC. (MBE)
R. A. MITCHELL CO., INC. (WBE)
R.E.G. SOLUTIONS (MBE)

R.J. NARDONE CONSTRUCTION, INC. (WBE)
R.S. ELECTRICAL SERVICE (MBE)
RADAR SOLUTIONS INTERNATIONAL, INC. (WBE)
RAE CONTRACTING, LLC (WBE)
RAMCO SURVEY STAKES CO., INC. (WBE)
RANSFORD ENVIRONMENTAL SOLUTIONS, INC. (WBE)
RAPA CONSULTING, LLC (WBE)
RAPPORT INTERNATIONAL, LLC (WBE)
RAVEN JAMES D/B/A: RAVENPLUSELECTRIC (MBE)
RAY HALUCH, INC. (WBE)
RAY SERVICES, INC. (MBE, WBE)
RAZZ-M-TAZZ PROMOTIONS, LLC (WBE)
RBV AND SONS INCORPORATED (MBE*)
READY ZRUN GRAPHIC (SDVOBE*)
REAL COOL PRODUCTIONS, INC. D/B/A: RCP LEARNING (WBE)
REALE ASSOCIATES, INC. (WBE)
REALWOOD, INC. D/B/A: HANSON GRAIN AND DEVINE FEED & PET (WBE)
REBARS & MESH, INC. (WBE)
REBECCA MEEHAN D/B/A: T. ELLA MARKETING SOLUTIONS (WBE)
REBECCA'S NUT-FREE, LLC (WBE)
REFLECTION FILMS, INC. (WBE)
REGINA VILLA ASSOCIATES, INC. (WBE)
REGIS STEEL CORPORATION (MBE)
REIDY ASSOCIATES (WBE)
REILLY ELECTRICAL CONTRACTORS, INC. (WBE)
REMITIGREEN, LLC (MBE, WBE)
RENVISIONING TECHNOLOGY, LLC (LGBTBE)
RESILIENT CIVIL ENGINEERING, P.C. (WBE)
RESOURCE CONNECTION, INC. (THE) (WBE)
RESPONSE MARKETING, LLC (WBE)
RE-STREAM CO. (WBE)
RETROFIT-TECHNOLOGIES, INC. (WBE)
REX AMBROSIA, LLC (MBE)
RICHARD W REID ELECTRICAL CO., INC. (MBE)
RICHCO JANITOR SERVICE, INC. (VBE)
RICHCO PRODUCTS, INC. (VBE)
RIOS PARTNERS, LLC (SDVOBE)
RIPPLES BUSINESS ACADEMY, LLC (WBE)
RISE & SHINE CONTRACT CLEANING & CONSULTATION SERVICES, INC. (MBE, WBE)
RIVERA CONSULTING, INC. (MBE, WBE)
RIVERBROOK RESIDENCE, INC. (WBE)
RLG SUPPLY, LLC (WBE)
RMON NETWORKS (MBE)
ROAD-WAY MAINTENANCE SERVICES, INC. (WBE)
ROBINSON+NOBLE CONSULTING, LLC (VBE)
ROBT. W. HALL CONSULTING ENGINEERS, INC. (WBE)
ROCHA GC, LLC (MBE)
ROCKY COAST PRINTWORKS, INC. (WBE*)
ROMAN MUSIC THERAPY SERVICES, LLC (WBE)
RÔMEIRO'S LANDSCAPING, INC. (PBE)
RONALD PIERRE-LOUIS, CPA LLC (MBE)
ROXBURY ELECTRIC CABLE AND CONDUIT COMPANY, INC. (WBE*)
ROXBURY YOUTHWORKS, INC. (M/NPO)
ROYAL LAW FIRM, LLP, THE (WBE)
RR TELECOM, INC. (MBE, WBE)
RSE ASSOCIATES, INC. (MBE)
RTD LOGISTICS, LLC D/B/A: SKYCOM COURIER (MBE)
RULLO TECHNOLOGY, LLC (WBE)
RYAN-BIGGS CLARK DAVIS ENGINEERING & SURVEYING, P.C. (WBE)
S & M TRANSPORTATION, INC. (MBE)
S O S CORPORATION (WBE)

SAAM ARCHITECTURE, LLC (WBE)
SAFETY ENVIRONMENTAL CONSULTANTS, INC. (MBE)
SAFETY, HOPE, & HEALING COUNSELING & CONSULTING, INC. (WBE)
SAHASRA TECHNOLOGIES CORP. (MBE, WBE)
SAI SYSTEMS INTERNATIONAL, INC. (MBE)
SALEM COLLISION AUTO BODY, INC. (MBE)
SAMANTHA'S GARDENS, INC. (WBE)
SAMBO OKOLO & COMPANY, LLC (MBE)
SAMIOTES CONSULTANTS, INC. (WBE)
SAN, INC. D/B/A: OMNI DIGITAL PRINTERS (MBE*)
SAND SPRINGS SPRINGWATER, CO. INC. (WBE)
SARAH A. SCALA CONSULTING (LGBTBE)
SARIAN COMPANY, INC. (WBE)
SAUGUS CONSTRUCTION CORPORATION (MBE, WBE)
SAWDEY SOLUTION SERVICES, INC. (SDVOBE)
SBP CONSULTING, LLC (MBE)
SCAPE LANDSCAPE ARCHITECTURE, DPC (WBE)
SCARINGI MARKETING, LLC (WBE)
S-CHEL-O, LLC (MBE, WBE)
SCITUATE LIGHT CAREGIVERS, LLC (MBE, WBE)
SEACOAST ASPHALT SERVICES, INC. (WBE)
SEALCOATING, INC. (WBE*)
SEASONAL FOOD BRANDS, LLC (WBE)
SEASONS UNION CATERING, INC. (WBE)
SEASPRAY CONTAINER COMPANY (WBE)
SELF ESTEEM BOSTON EDUCATIONAL INSTITUTE, INC. (W/NPO)
SEMPER DIVING & MARINE, CORP. (VBE*)
SEOANE LANDSCAPE DESIGN, INC. (MBE)
SERAPHIC SPRINGS HEALTH CARE AGENCY, INC. (MBE, WBE)
SERRANO & SERRANO CONSTRUCTION, INC. (MBE, WBE)
SERVICEMASTER OF SOUTH SHORE, INC. (MBE, WBE*)
SERVICENET, INC. (W/NPO)
SEVENTEENTH ADDITION, LLC D/B/A: 17A (WBE)
SHADLEY ASSOCIATES, P.C. (WBE)
SHAFIS', INC. (WBE)
SHANAHAN SOUND & ELECTRONICS, INC. (WBE)
SHANTI BOSTON LLC. (MBE*, WBE*)
SHEN MILSOM & WILKE, LLC (MBE)
SHI INTERNATIONAL CORP. (MBE, WBE)
SHIREWIRE GLOBAL SALES AND DISTRIBUTION, LLC (VBE, SDVOBE)
SHRI MAHAVIR, INC. D/B/A: MINUTEMAN PRESS (MBE, WBE)
SIGMA SYSTEMS, INC. D/B/A: SIGMA, INC. (MBE, WBE)
SIGN DESIGN, INC. (WBE*)
SI-LAI STICKS, CORP. D/B/A: CHOPVALUE BOSTON (MBE/WBE)
SILVER SCREEN DESIGN, INC. (WBE)
SINGH ELECTRICAL, LLC (MBE)
SIRIUS DESIGN (WBE)
SITE SPECIFICS, LLC (WBE, PBE)
SIX26 CONSTRUCTION, INC. (WBE)
SJB ENTERPRISES, INC. D/B/A: SANDRA NETWORK (WBE)
SKILLS SYSTEM LLC (WBE)
SKYWAVE COMMUNICATIONS, INC. (WBE)
SMART SOURCE TECHNOLOGIES, INC. (MBE, WBE)
SMART STAFFING, INC. (MBE, WBE)
SMART TECH SKILLS, LLC (MBE)
SMEAD MANUFACTURING COMPANY, (THE) (WBE*)
SMI DEMOLITION, INC. (MBE)
SMITH, SULLIVAN & BROWN, P.C. (WBE)
SOCIAL IMPACT GROUP, LLC, THE (WBE)
SOCIAL THRIVE, LLC (WBE, PBE)
SOCLEAN CLEANING COMPANY, INC. (MBE)
SOFTWARE PEOPLE, INC. (MBE, WBE)
SOIL X, CORP. (MBE)

SOLTRIX TECHNOLOGY SOLUTIONS, INC. (MBE, WBE)
SORENSEN PARTNERS | ARCHITECTS + PLANNERS, INC. (MBE, WBE)
SOTO HOME CARE, INC. (MBE)
SOULIERE & ZEPKA CONSTRUCTION, INC. (WBE)
SOURCEONE INNOVATIONS, INC. (DOBE, LGBTBE*)
SOUTH COAST STEEL, LLC (WBE, PBE)
SOUTH COVE COMMUNITY HEALTH CENTER, INC. (MBE)
SOUTH SHORE GENERATOR SERVICE, INC. (WBE)
SOUTH SHORE PIPELINE SERVICES, INC. (WBE)
SOVEREIGN CONSULTING, INC. (MBE)
SPACE DESIGN (WBE)
SPACEFITTERS LLC (WBE)
SPANISH AMERICAN CENTER, INC. (M/W/NPO)
SPECTRA NETWORKS, LLC (LGBTBE)
SPENCER BRENNEMAN, LLC (LGBTBE)
SPINELLI CPA, PC (WBE)
SPLIT EXCAVATING, INC. (WBE)
SPOTLESS CLEANING, INC. D/B/A TRINITY REBAR INSTALLATION (MBE)
SPRATLY GROUP LLC, THE (MBE*)
SPRINGFIELD DAY NURSERY CORPORATION D/B/A: SQUARE ONE (W/NPO)
SPRINGFIELD PARTNERS FOR COMMUNITY ACTION, INC. (M/NPO*)
SPRITZAL COOKIE COMPANY, LLC (WBE)
SPRUCE TECHNOLOGY, INC. (MBE)
SPRY INTERNATIONAL, INC. (WBE)
SQN SYSTEMS, INC. (VBE, SDVOBE)
SRS CONTRACTORS, INC. (MBE, WBE)
SSND ENTERPRISES, INC. D/B/A: COMFORCARE SENIOR SERVICES (MBE, WBE)
STACEY DEPASQUALE ENGINEERING, INC. (WBE)
STADIUM OIL HEAT, INC. (WBE)
STANDARD MODERN COMPANY, INC. (WBE)
STANLEY STREET TREATMENT AND RESOURCES, INC. (WBE)
STAR BRIGHT BOOKS, INC. (WBE)
STAR BUILDING SERVICES, INC. (MBE, WBE)
STARBURST PRINTING & GRAPHICS, INC. (WBE)
STARLUNA CONSULTING, LLC (MBE, WBE)
STATEWIDE CLEANING INCORPORATED (MBE)
STAY SAFE TRAFFIC PRODUCTS, INC. (WBE)
STEADYCAR, LLC (WBE)
STEERE ENGINEERING, INC. (WBE)
STEFURA ASSOCIATES, INC. (WBE)
STEPHENSON & BROOK COMPANY (WBE)
STERI-TECH MEDICAL INNOVATIONS, LLC (MBE, VBE, DOBE, SDVOBE)
STERLING BUSINESS PRODUCTS, INC. D/B/A: STERLING PRINTING (MBE)
STOCKMAN ASSOCIATES, LLC (WBE)
STONE & BERG COMPANY, INC. (WBE*)
STONE & COMPANY, LLC (MBE)
STRATEGIC ENVIRONMENTAL SERVICES, INC. (WBE)
STRATEGIC MARKETING CONSULTING, LLC (WBE)
STRATEGIC THINKING GROUP (WBE)
STRATEGY MATTERS, LLC (WBE)
STRONG TREE ENGINEERING, LLC (MBE)
STUDIO 2112 LANDSCAPE ARCHITECTURE, INC. (WBE)
STUDIO 26 DESIGN COLLABORATIVE, LLC (MBE)
STUDIO ENEE, INC. (MBE, WBE)
STUDIO G ARCHITECTS, INC. (WBE)
SUBURBAN HVAC, INC. (WBE)
SUBURBAN SERVICE CORPORATION OF NORWOOD (WBE)
SUN SPECIALTIES, INC. (WBE)
SUPERIOR CAULKING & WATERPROOFING CO., INC. (VBE)
SUPPORTED, LLC (WBE)

SUPPORTIVE CARE, INC. (MBE, WBE)
SUPREME SAFETY, INC. (WBE)
SUR CONSTRUCTION SERVICES CORP. (MBE, WBE)
SURNER HEATING COMPANY, INC. (WBE)
SWIFT STAFFING AGENCY, INC. (MBE)
SYNERGY CONTRACTING, INC. (MBE, WBE, LGBTBE)
SYPEK PAINTING & COMPANY, LLC (WBE)
SYSTEM CUSTOM CONSULTANTS, LLC (MBE)
SYSTEMS & SOLUTIONS INC (D) (WBE)
T & M LANDSCAPE, INC. (WBE)
T & T STEEL ERECTORS, INC. (MBE)
T&M EQUIPMENT CORPORATION (WBE)
T3NETWORKS, INC. (MBE)
TAA DISTRIBUTION, LLC D/B/A: MARAL SALES & PAPER CO. (MBE)
TAIBBI EQUIPMENT CORP. (WBE)
TANDEM TECHNOLOGIES, LLC (MBE)
TANGO CONSTRUCTION, INC. (MBE)
TAPESTRY HEALTH SYSTEM, INC. (WBE)
TARA CONSTRUCTION, INC. (MBE)
TAVARES, LLC (MBE)
TAYLOR & BURNS, INC. (WBE)
TAYLOR & LLOYD, INC. (WBE*)
TAYLOR DAVIS LANDSCAPE COMPANY, INC. D/B/A: NORTHEAST ENVIRONMENTAL SOLUTIONS (WBE)
TCA CONSULTING GROUP, INC. (WBE)
TCS OF AMERICA ENTERPRISES, LLC (MBE, WBE)
TCW UTILITY SERVICES, INC. (WBE)
TEAMWORK PAINTING, CORP (MBE)
TEC STAFFING SERVICES, LLC (WBE)
TECEDGE, LLC (WBE)
TECH NETWORKS OF BOSTON, INC. (WBE)
TECHNET NEW ENGLAND, LLC (MBE)
TECHNICAL CONSTRUCTION SERVICES, INC. (TCS, INC.) (MBE)
TECHNICAL PUBLICATIONS, INC. D/B/A: TPI SOLUTIONS INK (WBE)
TECHPRO PUBLICATIONS (WBE)
TEKIZMA, INC. (MBE*)
TEN KEY ACCOUNTING AND BOOKKEEPING SERVICES, INC. (WBE)
TEPLIS TRAVEL SERVICE, L.P. (WBE)
TERESA COURTEMARCHE DBA SCOUTER DESIGN (WBE*)
TERRA TRANSLATIONS, LLC (MBE, WBE)
TERRAINK, INC. (WBE)
THE CLEAN TEAM (WBE)
THE TRAINING ASSOCIATES CORPORATION (WBE)
THE VIERAS, LLC (MBE, WBE)
THE WHITE LION BREWING COMPANY, LLC (MBE)
THE WOODWORKS ARCHITECTURAL MILLWORK, INC. (WBE)
THERVO TECHNOLOGIES, INC. (MBE*)
THIRD SECTOR NEW ENGLAND, INC. D/B/A: TSNE (M/W/NPO)
THOMPSON & LICHTNER CO. INC., THE (WBE)
THOMPSON COMPANY, INC. (WBE)
THRIVING TOGETHER, LLC (WBE)
THRYV CONSULTING, INC. (WBE)
TIBER CREEK CONSULTING, INC. (WBE*)
TIC BUSINESS CONSULTANTS, LTD (WBE)
TITAN ROOFING, INC. (MBE)
TLC CLEANING & JANITORIAL SUPPLY CO., INC. (WBE)
TODD M. LEMIEUX (LGBTBE*)
TODD TSIANG (MBE)
TOMO360, LLC (MBE, WBE, LGBTBE)
TOOLE DESIGN GROUP, LLC (WBE)
TOOLS UNLIMITED, INC. (WBE)
TOTAL MECHANICAL SERVICE CORP. (MBE)
TOTAL SERVICES COMMERCIAL, CORP. (WBE)

TOWARD INDEPENDENT LIVING AND LEARNING, INC. (W/NPO)
 TOWERWALL, INC. (WBE)
 TRANSACTION CORPORATE SHUTTLES, INC. (WBE)
 TRANSCEND MAINTENANCE SERVICES, INC. (MBE, WBE)
 TRANSCEND TRANSLATION (SDVOBE*)
 TRANSLUENCI, LLC (MBE, WBE)
 TRANSTEK ASSOCIATES, INC. (WBE)
 TRAVERSE LANDSCAPE ARCHITECTS, LLC (WBE)
 TRILOGY INSURANCE GROUP, INC. (WBE)
 TRINITY HEALTH SERVICES, INC. (MBE)
 TRIPLE J DRYWALL & CARPENTRY, INC. (MBE)
 TROUTRUN, INC. (WBE)
 TRUE NORTH EVALUATION, INC. (WBE)
 TRUVIEW BSI, LLC (SDVOBE)
 TSG PARTNERS, LTD. (MBE)
 TURTLE & HUGHES, INC. (WBE)
 U.S. BEDDING, INC. (MBE)
 UEL CONTRACTORS, INC. (WBE)
 ULTIMATE ABATEMENT COMPANY, INC. (WBE)
 UMANO AIR SYSTEMS, LLC (VBE*)
 UNIC PRO, INC. (MBE, WBE)
 UNIQUE COMP, INC. (MBE, WBE)
 UNIQUE SYSTEM SKILLS, LLC (MBE)
 UNITED ELEVATOR COMPANY, INC. (WBE)
 UNITED FORMS FINISHING CO., INC. (WBE)
 UNITED PRINT PARTNERS, INC. (WBE)
 UNITED STONE AND SITE, INC. (WBE)
 UNLIMITED REMOVAL AND DEMOLITION, INC. (MBE)
 URBAN EDGE HOUSING CORPORATION, INC. (M/NPO)
 URBAN INSULATION, INC. (WBE)
 US ECO PRODUCTS CORPORATION (WBE)
 US PLAYGROUND SURFACING, LLC (VBE)
 USING DATA SOLUTIONS, LLC (WBE)
 V2F COACHING AND DEVELOPMENT, LLC (MBE, WBE)
 VALLEY GREEN SHREDDING, LLC (VBE)
 VALUING OUR CHILDREN, INC. (W/NPO)
 VARZCARE CLINIC, LLC (MBE, WBE)
 VAV INTERNATIONAL, INC. (MBE)
 VENTURE COMMUNITY SERVICES, INC. (W/NPO)
 VERTEX COMPUTER SYSTEMS, INC. (MBE, WBE)
 VESUME GROUP, LLC, THE (WBE)
 VET IT LLC (SDVOBE)
 VETERANS BUSINESS SUPPLY, INC. D/B/A: VBS (SDVOBE)
 VETERANS CONSTRUCTION, LLC (SDVOBE*)
 VETO CONSULTING SERVICES, LLC (WBE)
 VFB CONSTRUCTION, INC. (MBE)
 VICTORIA TRUCKING, LLC (MBE*)
 VICTORY HUMAN SERVICES, INC. (M/NPO)
 VIGIL ELECTRIC COMPANY, INC. (MBE)
 VILLAGE FORGE, INC. (WBE)
 VINE HOMECARE, INC. (MBE)
 VISION GLOBAL, INC. (WBE)
 VISTACOM, INC. (WBE)
 VLINK, INC. (MBE)
 VMA ELECTRIC, INC. (MBE)
 VN ENGINEERS, INC. (WBE)
 W. A. DESIGN, LLC D/B/A: WILD APPLE DESIGN GROUP (WBE)
 W.J. HOEY TIRE CO., INC. (WBE)
 W.L. COLLINS CORP. D/B/A: COLLINS SURGICAL (WBE)
 W.S. ANDERSON, INC. (MBE)
 WAKU, INC. (MBE)
 WANG COMMISSIONING, LLC (MBE, WBE)
 WAYSIDE PROFESSIONALS, INC. (WBE)

WEBJECT SYSTEMS, INC. (MBE)
 WELCH ASSOCIATES LAND SURVEYORS, INC. (WBE)
 WELLPOINT HEALTH SOLUTIONS, LLC (WBE)
 WELLSPRING FARM, LLC (WBE*)
 WENDY L FULD D/B/A: CLF INDUSTRIAL SUPPLIES (WBE)
 WEST HARTFORD LOCK CO., LLC (MBE, WBE)
 WESTERN MASSACHUSETTS TRAINING CONSORTIUM (W/NPO)
 WESTNET, INC. (MBE)
 WESTPORT CURBSETTERS, INC. (WBE)
 WHITTIER STREET HEALTH CENTER COMMITTEE, INC. (M/W/NPO)
 WICKED BIONIC LLC (DOBE, LGBTBE)
 WILLCO SALES & SERVICES, INC. (WBE)
 WILLIAM H. GLANCY & SONS, INC. (WBE)
 WINDWALKER GROUP, LLC F/K/A: TAINO CONSULTING GROUP, LLC (MBE)
 WINN CONSTRUCTION CONSULTING, LLC (MBE*)
 WJFD-FM, INC. (PBE)
 WORKPLACE RESOURCE, LTD (WBE)
 WORLD WIDE TECHNOLOGY, LLC (MBE)
 WORLDCOM EXCHANGE, INC. (MBE)
 WORLDGATE, LLC (WBE)
 WRIGHT PHOTO STUDIOS (MBE)
 XCEL FIRE PROTECTION, INC. (WBE)
 XFACT, INC. (MBE)
 XPRESSMAN TRUCKING & COURIER, INC. (WBE)
 XQUISITE LANDSCAPING, INC. (PBE)
 YELLOW RIBBON TRUCKING, INC. (SDVOBE)
 YOUNG WOMEN'S CHRISTIAN ASSOCIATION OF GREATER NEWBURYPORT D/B/A: YWCA GREATER NEWBURYPORT (W/NPO)
 YOUNGER BROTHERS CONSTRUCTION, LLC (MBE)
 YOUR COLOR CONNECTION, INC. (WBE)
 YOUR PERSONAL BEST: WORKSHOPS FOR SUCCESS (WBE)
 YULIA DUBINCHIK D/B/A: D SOFTWARE SOLUTION (WBE)
 YWCA CENTRAL MASSACHUSETTS, INC. (W/NPO)
 YWCA NORTHEASTERN MASSACHUSETTS, INC. (W/NPO)
 YWCA OF SOUTHEASTERN MASS (W/NPO)
 ZELUS CONSULTING GROUP, LLC (WBE)
 ZONA TRAFFIC SYSTEMS, INC. (WBE)
 ZONES, LLC (MBE)

Appendix J: SDO Certifications and Third-Party Certifications Issued and Recognized by the Supplier Diversity Office (SDO)

Certification Category	Certifications issued by the SDO	Third-Party Certifications Recognized by the SDO
Minority Business Enterprises (MBE)	Yes	<ul style="list-style-type: none"> • The City of Boston • The Greater New England Minority Supplier Development Council³⁸
Women Business Enterprises (WBE)	Yes	<ul style="list-style-type: none"> • The City of Boston • The Center for Women and Enterprise (New England WBENC)³⁰
Veteran Business Enterprises (VBE)	Yes	<ul style="list-style-type: none"> • U.S. Small Business Administration (SBA) (VetCert)³⁹ • National Veteran-Owned Business Association (NaVOBA)⁴⁰
Service-Disabled Veteran-Owned Business Enterprises (SDVOBE)	-	<ul style="list-style-type: none"> • U.S. Small Business Administration (SBA) (VetCert) • Disability:IN • National Veteran-Owned Business Association (NaVOBA)
Disability-Owned Business Enterprises (DOBE)	-	<ul style="list-style-type: none"> • Disability:IN
LGBT Business Enterprises (LGBTBE)	-	<ul style="list-style-type: none"> • The National LGBT Chamber of Commerce (NGLCC)
Minority Nonprofit Organization (M/NPO)	Yes	
Veteran Nonprofit Organization (V/NPO)	Yes	
Women Nonprofit Organization (W/NPO)	Yes	
Portuguese Business Enterprise (PBE)	Yes	

³⁸ Businesses certified by other regional affiliates of the National Minority Supplier Development Council (NMSDC) and Regional Partner Organizations of the Women Business Enterprise National Council (WBENC) may use applications submitted to those third-party organizations in lieu of completing the SDO Application for Certification. In addition, the SDO will accept proof from the certifying organization that a site visit was completed successfully, eliminating the need for applicants to have a separate SDO site visit.

³⁹ SBA Small VBE and SDVOBE Certification (VetCert) replaced the certification of VBEs and SDVOBEs conducted by VetBiz/U.S. Department of Veterans Affairs (VA) on January 1, 2023.

⁴⁰ The SDO entered into a Memorandum of Understanding with NaVOBA on December 18, 2023, to accept NaVOBA VBE and SDVOBE certifications.

Appendix K: List of Abbreviations Used in the Report

A&F	Executive Office for Administration & Finance
BECMA	Black Economic Council of Massachusetts
CWE	Center for Women and Enterprise
CommCorp	Commonwealth Corporation
DBE	Disadvantaged Business Enterprise
DCAMM	Division of Capital Asset Management and Maintenance
DOBE	Disability-Owned Business Enterprise
EOTSS	Executive Office of Technology Services and Security
GNEMSDC	Greater New England Minority Supplier Diversity Council
LGBTBE	LGBT-Owned Business Enterprise
M/NPO	Minority Nonprofit Organization
M/W/NPO	Minority Women Nonprofit Organization
MassDevelopment	Massachusetts Development Finance Agency
MassHousing	Massachusetts Housing Finance Agency
Massport	Massachusetts Port Authority
MBE	Minority-Owned Business Enterprise
MBTA	Massachusetts Bay Transportation Authority
MCAMP	Municipal Construction Affirmative Marketing Program
MCCA	Massachusetts Convention Center Authority
MGC	Massachusetts Gaming Commission
MGCC	Massachusetts Growth Capital Corporation
MSBA	Massachusetts School Building Authority
MSCBA	Massachusetts State College Building Authority
MWRA	Massachusetts Water Resources Authority
NGLCC	National LGBT Chamber of Commerce
OAo	Office of Access to Opportunity
OSD	Operational Services Division
PBE	Portuguese-Owned Business Enterprise
SCORE	Service Corps of Retired Executives
SBPP	Small Business Purchasing Program
SDO	Supplier Diversity Office
SDP	Supplier Diversity Program
SDVOBE	Service-Disabled Veteran-Owned Business Enterprise
UMass	University of Massachusetts
UMBA	University of Massachusetts Building Authority
VBE	Veteran-Owned Businesses Enterprise
V/NPO	Veteran Nonprofit Organization
WBENC	Women's Business Enterprise National Council
W/NPO	Women Nonprofit Organization
WBE	Women-Owned Business Enterprise