



Secretary Stephanie Pollack's Report to the Board

March 23, 2020

Coronavirus Update: Social Distancing



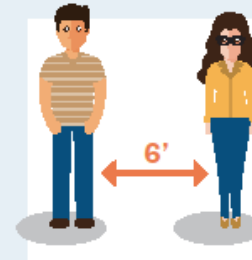
Help Prevent COVID-19 with Social Distancing



Call/Facetime/online chat
with friends and family.



Stay home
as much as
you can.



If you must go out:

- Don't gather in groups
- Stay 6 feet away from others
- Don't shake hands or hug



And please continue
to wash your hands
frequently.

Coronavirus Update

- Today, 3/23, Governor Charlie Baker issued emergency order requiring all businesses & organizations that do not provide “COVID-19 Essential Services” to close physical workplaces & facilities to workers, customers and the public as of Tuesday, March 24, at 12 p.m. until April 7, at 12 p.m.
- Many, but not all, activities undertaken by MassDOT (including the Registry of Motor Vehicles) and the MBTA are classified as essential
- Due to the evolving spread of COVID-19 in Massachusetts, Governor Baker has directed the Department of Public Health to issue a stay at home advisory outlining self-isolation and social distancing protocols. **Residents are advised to stay home and avoid unnecessary travel** and other unnecessary activities during this period.

CHARLIE BAKER
Governor



KARYN POLITO
Lt. Governor

FOR IMMEDIATE RELEASE:
March 23, 2020

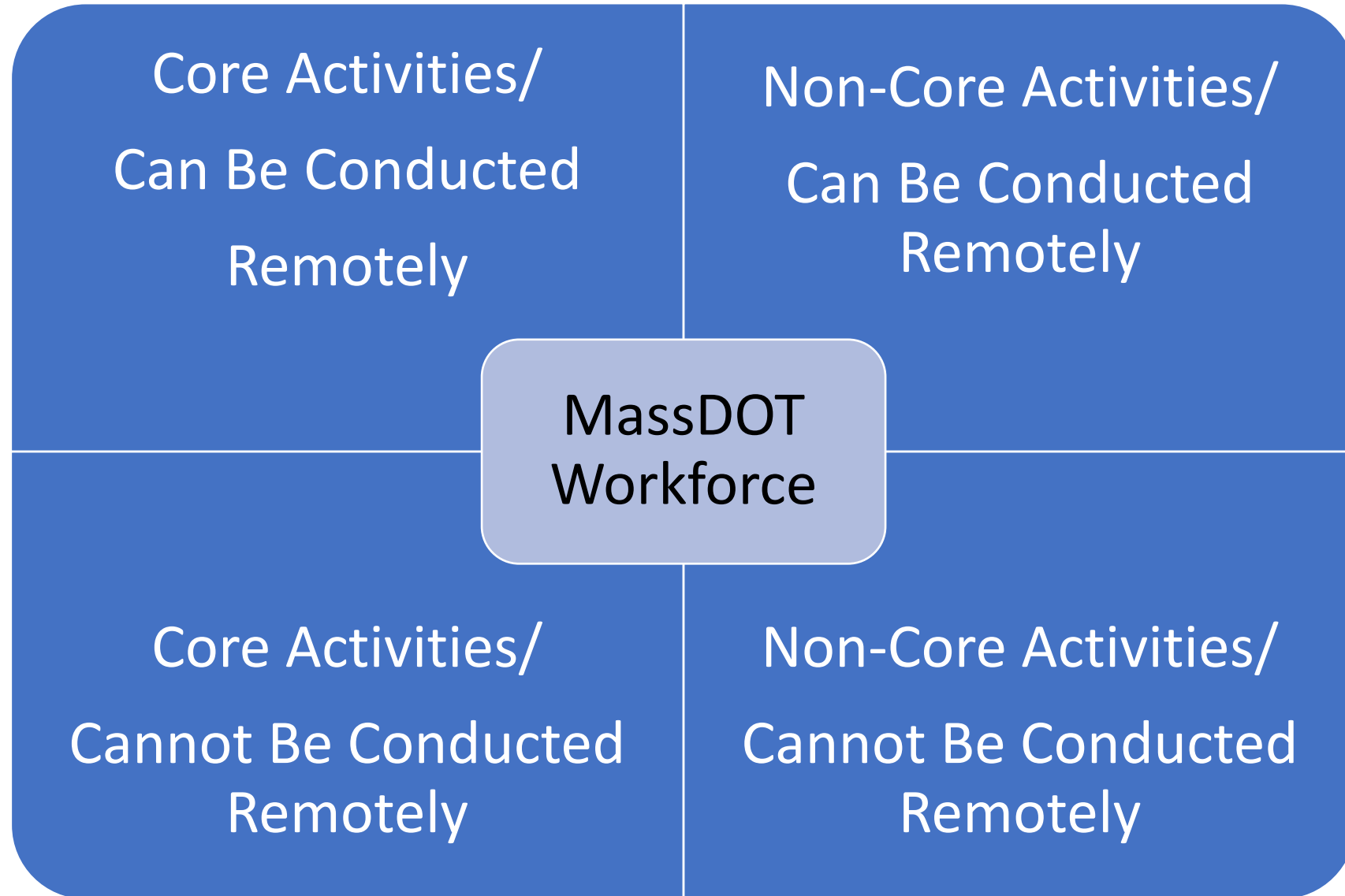
CONTACT
Sarah Finlaw
sarah.finlaw@state.ma.us



**Governor Charlie Baker Orders All Non-Essential Businesses To Cease
In Person Operation, Directs the Department of Public Health to Issue
Stay at Home Advisory For Two Weeks**

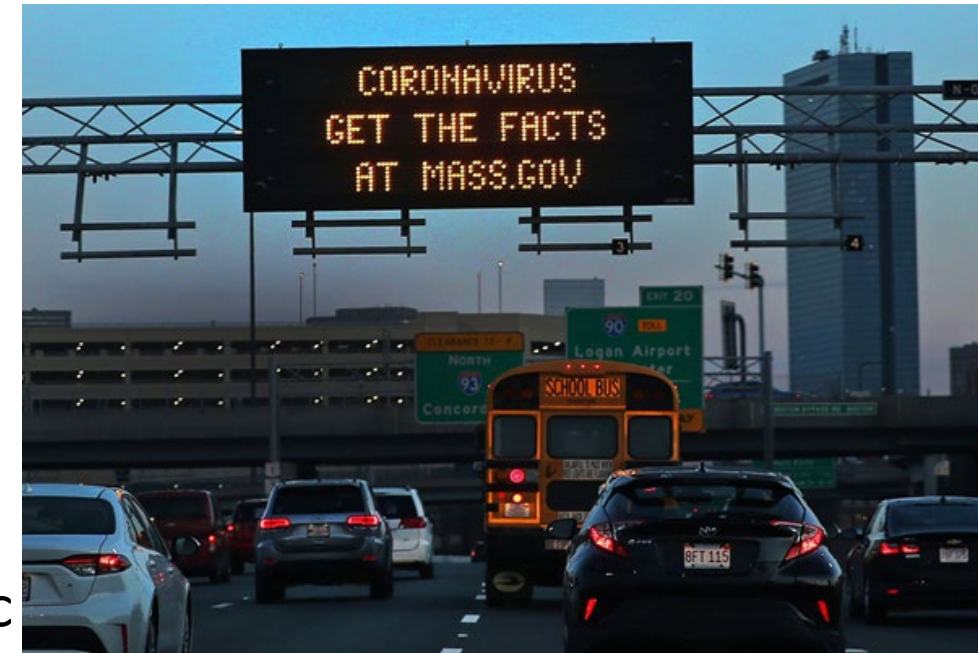
Updates Assembly Order to Limit Gatherings to 10 people

Coronavirus Response: Workforce

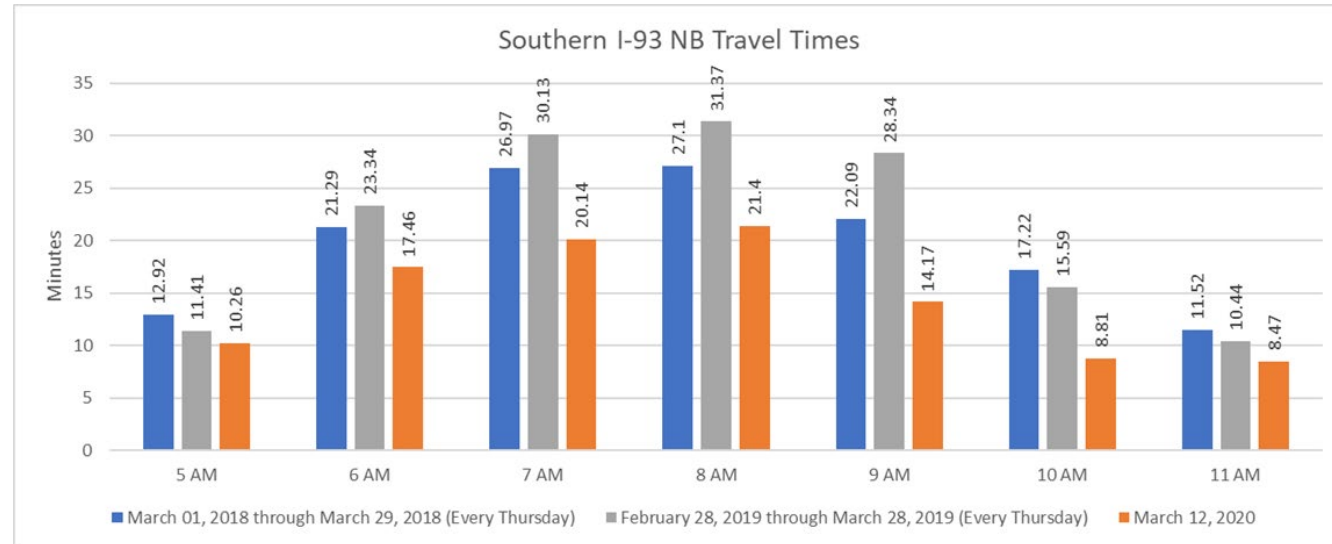
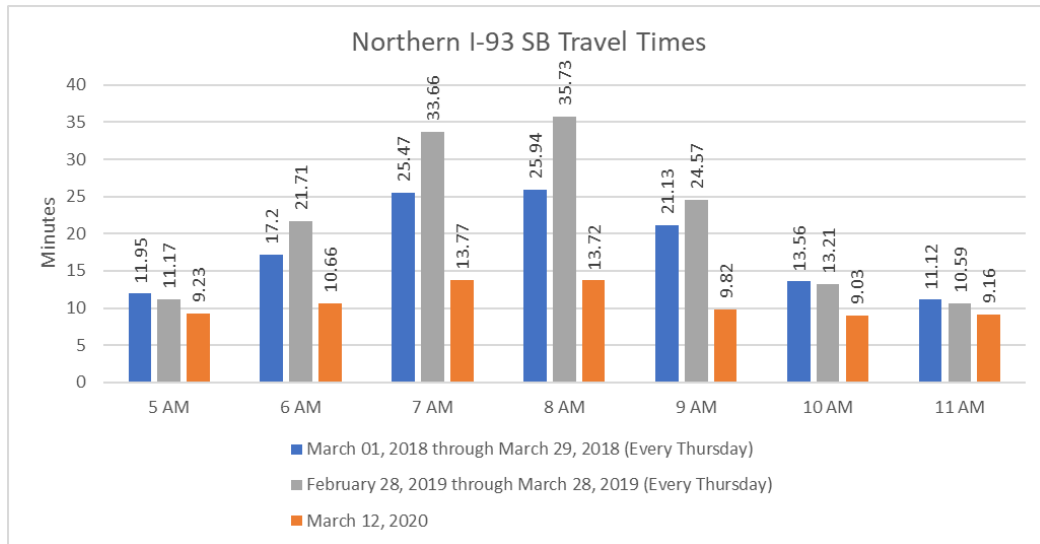
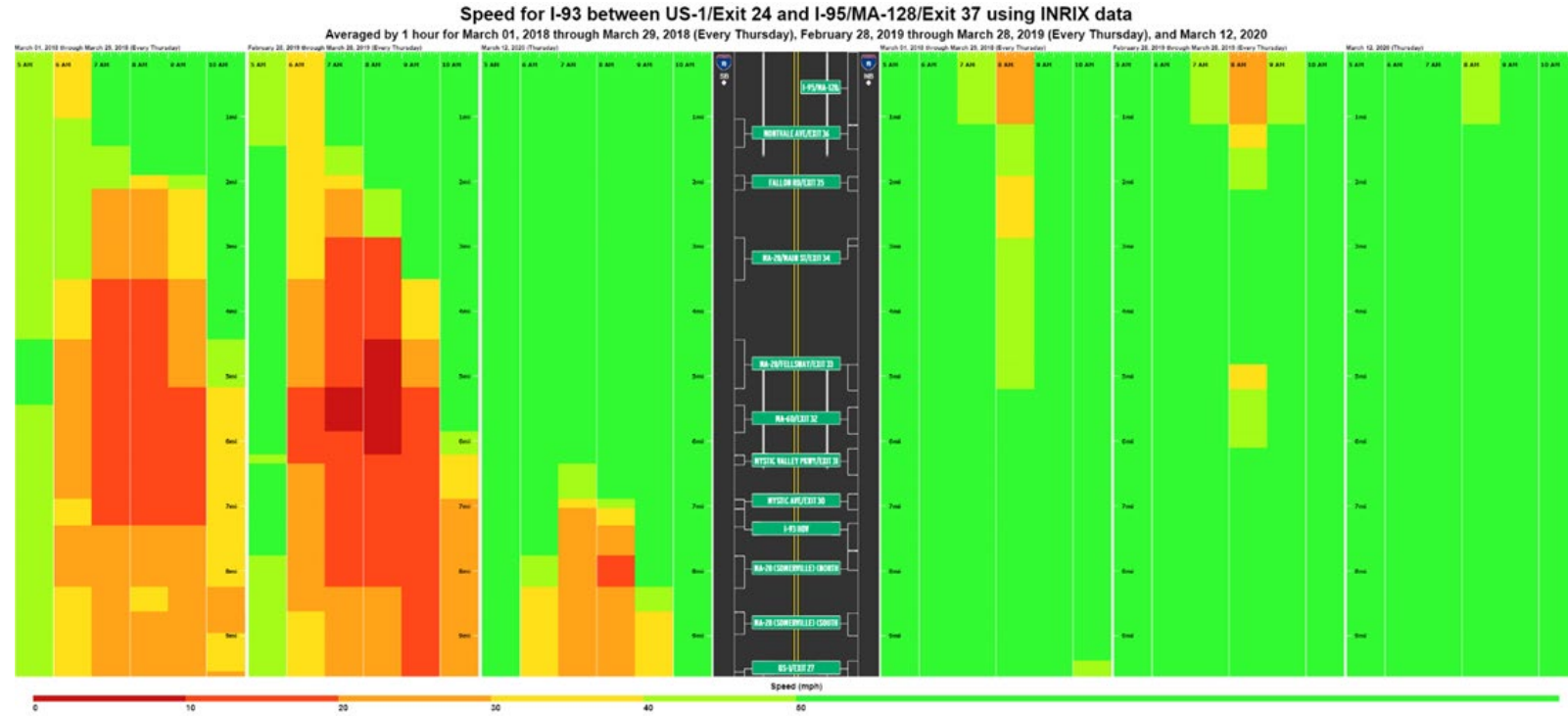


Coronavirus Impacts: Traffic Reductions

- Two sources of travel data that we can monitor in nearly real time:
 - INRIX provides travel times
 - Turnpike gantries & other gantries give traffic volumes
- On the Turnpike, (I-90), gantry counts found that traffic volumes inside of I-495 initially dropped by 25 to 30% over normal volumes
- INRIX data indicates:
 - Travel times dropped by 1/3 on I-93 north and south of Boston.
 - On I-90, travel times dropped by almost half
 - Overall, seems to have settled in at about half travel times on all major roads around Boston



Coronavirus Impacts: Traffic Reductions



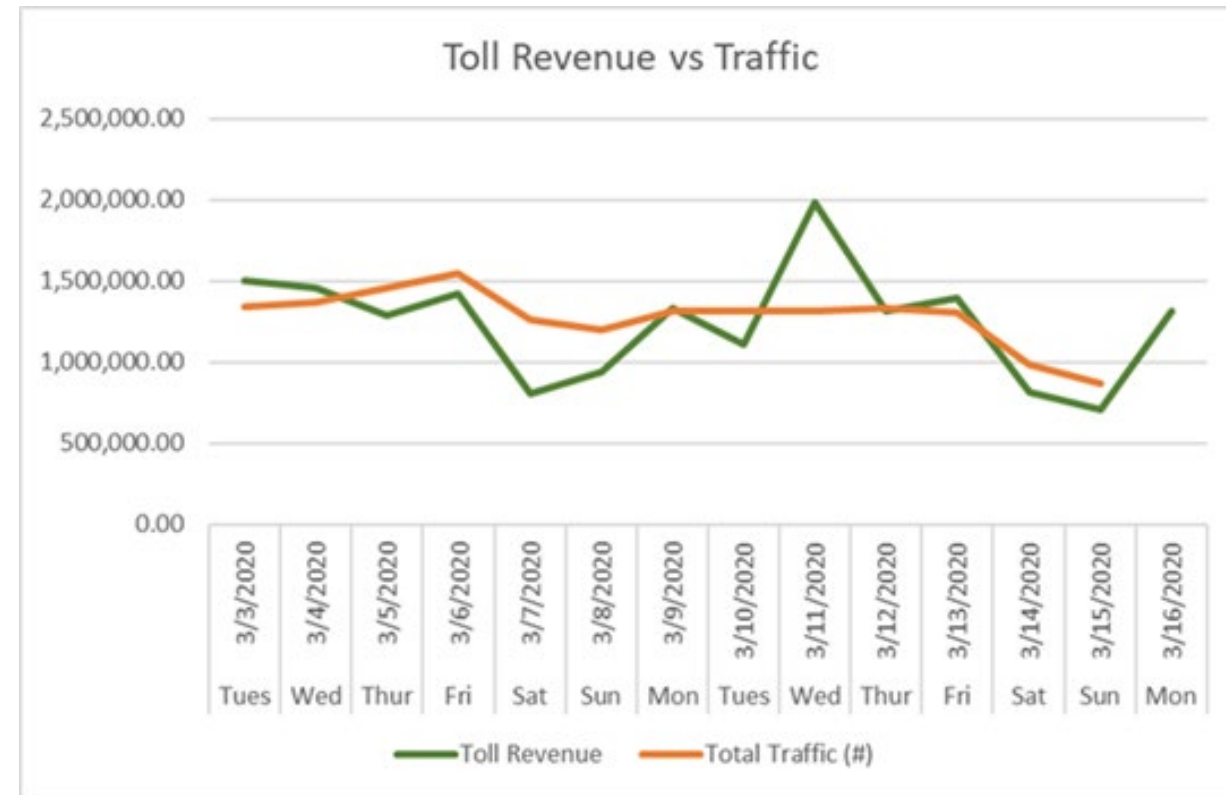
Coronavirus Response: Construction

- The Commonwealth and its transportation agencies need to continue repairing and enhancing transportation infrastructure to make it safer and more reliable and plan to continue to do so as long as it can be done in a manner that is safe for both the construction workforce and the public.
- The Massachusetts Department of Transportation, the MBTA and Massport are all acting to ensure that social distancing and necessary hygienic practices are being followed on their construction sites.
- Critical transportation infrastructure projects involving roads and bridges, public transportation and air travel in Massachusetts are continuing, while the agencies work with the construction industry and communities to establish and enforce best practices for mitigating the risk of coronavirus associated with essential public works construction.



Coronavirus Response: Monitoring Revenue

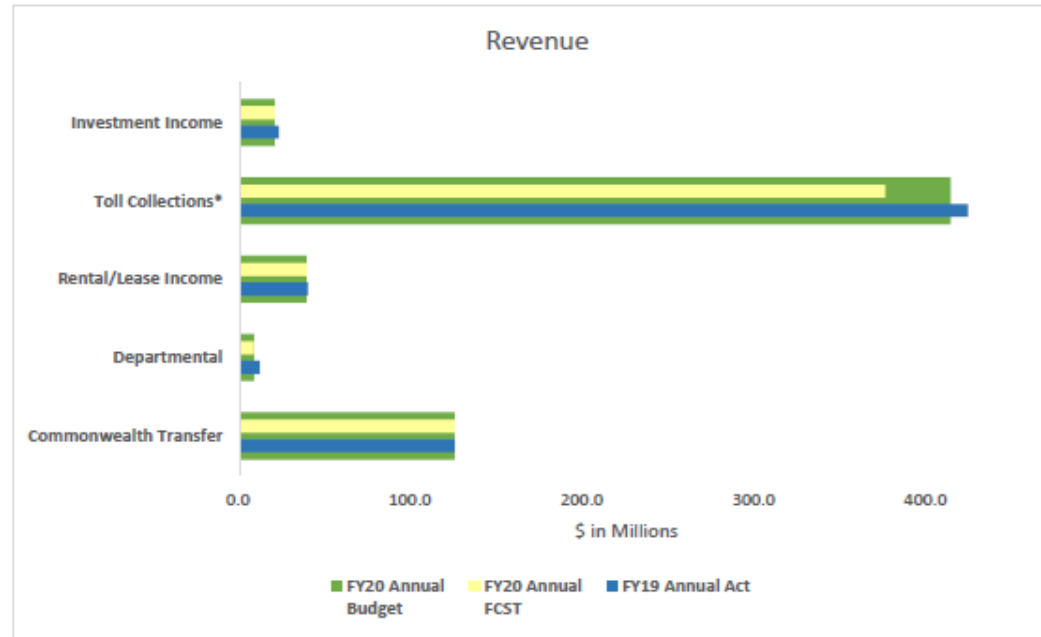
- MassDOT has separate toll and non-toll budgets
- Tolloed facilities include the Western Turnpike and Metropolitan Highway System (including tunnels and Tobin Bridge)
- Toll revenue is used both for operations and for capital repairs to tolled facilities
- MassDOT maintains reserves for both
 - Toll operations
 - Payment of MHS debt (Western Turnpike debt is fully paid)



Potential Effects on FY20 Toll Revenue

FY2020 Toll Revenue Forecast
Updated as of March 20, 2020

\$ in Millions	FY 2019			FY 2020				VARIANCE			
	FY19 Act	FY19 Act	FY19 Annual	FY20 Act	FY20 FCST	FY20 Annual	FY20 Annual	FY20 vs FY19	FY20 Annual	FY20 Annual	FY20 Annual
	Jul-Feb	Mar-Jun	Act	Jul-Feb	Mar-Jun	FCST	Budget	Act Jul-Feb	Fcst/Act Mar-Jun	FCST vs FY19 Annual Act	FCST vs Annual Budget
Commonwealth Transfer	91.7	33.3	125.0	91.7	33.3	125.0	125.0	0.0	0.0	0.0	(0.0)
Departmental	5.8	5.4	11.2	5.2	2.7	7.9	7.9	(0.6)	(2.8)	(3.3)	(0.1)
Rental/Lease Income	25.6	13.8	39.4	25.9	13.1	38.9	38.4	0.3	(0.7)	(0.4)	0.5
Toll Collections*	283.4	140.2	423.6	301.5	73.8	375.3	413.4	18.1	(66.4)	(48.3)	(38.1)
Investment Income	14.5	8.0	22.5	13.3	6.8	20.0	20.2	(1.3)	(1.3)	(2.5)	(0.2)
TOTAL Toll Revenue	421.0	200.7	621.7	437.6	129.6	567.1	605.0	16.5	(71.1)	(54.6)	(37.9)



*Toll Collections assuming trips # Mar FCST decreased by 40% & Apr-Jun FCST decreased by 50%

Hands-Free Became Law 2/23

- Result of determined collaboration between the Baker-Polito Administration, the MA Legislature, and advocates across the state
- Even taking your eyes off the road for a brief time is dangerous
- This law will increase safety by prohibiting the use using any electronic advice unless it is in hands free mode.
- Hands-free bill is one part of the Administration's comprehensive road-safety package
- Citations, rather than warnings, will start to be issued by law enforcement as of April 1.

