



# 2023—2027 State Transportation Improvement Program

July 22, 2022

I am pleased to present the Massachusetts Department of Transportation's State Transportation Improvement Program (STIP) for Federal Fiscal Years (FFYs) 2023-2027. This five-year program will help to realize the Baker/Polito Administration's vision of a transportation system that supports a strong economy, protects our natural environment, and enhances the quality of life and health of our residents and visitors to Massachusetts.

The FFY 2023 – 2027 STIP reflects the significant increase in MassDOT's core federal formula funds (plus state match) provided through the Bipartisan Infrastructure Law (BIL).

This document was developed in partnership with our Metropolitan Planning Organizations (MPOs), which includes input from individuals, public agencies, and our state and federal partners. To accomplish our transportation goals, the STIP invests nearly \$11.3 billion for roadways, bridges, bicycle and pedestrian facilities, and public transportation over the next five federal fiscal years. MassDOT continually strives to improve the quality and transparency of the information we provide, and we appreciate your input on this document.

Sincerely,

 Jamey Tesler (Jul 26, 2022 13:01 EDT)

**Jamey Tesler**  
**Secretary & CEO**



## Acknowledgments

This 3C certification document is the culmination of a year-long effort by the Commonwealth's Metropolitan Planning Organizations, regional planning agencies, regional transit authorities, the Massachusetts Bay Transportation Authority (MBTA), the MassDOT Highway and Rail and Transit Divisions, MassDOT Federal Aid Programming and Reimbursement Office and the Office of Transportation Planning.

This report was funded in part through grants from the Federal Highway Administration, Federal Transit Administration, and the U.S. Department of Transportation. The views and opinions of the Massachusetts Department of Transportation expressed herein do not necessarily state or reflect those of the U. S. Department of Transportation.

# Table of Contents

<b>Notice of Nondiscrimination Rights and Protections to Beneficiaries.....</b>	<b>3</b>
<b>Certifications .....</b>	<b>9</b>
<b>STIP development .....</b>	<b>14</b>
Funding the STIP .....	18
Highway funding overview .....	24
Transit funding overview .....	43
Programming the STIP .....	48
<b>Federal Emphasis Areas .....</b>	<b>51</b>
Performance-Based Planning .....	51
Planning Emphasis Areas (PEA).....	53
<b>Public participation in STIP development.....</b>	<b>78</b>
<b>Operating and maintaining the transportation system .....</b>	<b>83</b>
<b>Fiscal constraint.....</b>	<b>87</b>
<b>Status of FFY 2022 investments .....</b>	<b>119</b>
<b>Air quality .....</b>	<b>122</b>
<b>Greenhouse gas impacts .....</b>	<b>123</b>
<b>Public comment .....</b>	<b>128</b>
<b>2023-2027 investment tables .....</b>	<b>130</b>
<b>APPENDIX A: Air Quality Conformity Determination .....</b>	<b>133</b>
<b>APPENDIX B: STIP Amendment/Adjustment Procedures.....</b>	<b>134</b>
<b>APPENDIX C: Operations and Maintenance .....</b>	<b>140</b>



# Notice of Nondiscrimination Rights and Protections to Beneficiaries

## Federal “Title VI/Nondiscrimination” Protections

The Massachusetts Department of Transportation (MassDOT) operates its programs, services, and activities in compliance with federal nondiscrimination laws including Title VI of the Civil Rights Act of 1964 (Title VI), the Civil Rights Restoration Act of 1987, and related statutes and regulations. Title VI prohibits discrimination in federally assisted programs and requires that no person in the United States of America shall, on the grounds of **race, color, or national origin** (including **limited English proficiency**), be excluded from participation in, be denied the benefits of, or be otherwise subjected to discrimination under any program or activity receiving federal assistance. Related federal nondiscrimination laws administered by the Federal Highway Administration, the Federal Transit Administration, or both prohibit discrimination on the basis of **age, sex, and disability**. These protected categories are contemplated within MassDOT’s Title VI Programs consistent with federal interpretation and administration. Additionally, MassDOT provides meaningful access to its programs, services, and activities to individuals with limited English proficiency, in compliance with US Department of Transportation policy and guidance on federal Executive Order 13166.

## State Nondiscrimination Protections

MassDOT also complies with the Massachusetts Public Accommodation Law, M.G.L. c 272 §§ 92a, 98, 98a, prohibiting making any distinction, discrimination, or restriction in admission to or treatment in a place of public accommodation based on **race, color, religious creed, national origin, sex, sexual orientation, disability, or ancestry**. Likewise, MassDOT complies with the Governor's Executive Order 526, section 4 requiring all programs, activities, and services provided, performed, licensed, chartered, funded, regulated, or contracted for by the state shall be conducted without unlawful discrimination based on **race, color, age, gender, ethnicity, sexual orientation, gender identity or expression, religion, creed, ancestry, national origin, disability, veteran's status** (including Vietnam-era veterans), or **background**.

### ***Additional Information***

To request additional information regarding Title VI and related federal and state nondiscrimination obligations, please contact:

MassDOT, Title VI Specialist, Office of Diversity and Civil Rights  
10 Park Plaza  
Boston, MA 02116  
857-368-8580  
Relay: 7-1-1 MASSDOT.CivilRights@state.ma.us

***Complaint Filing***

To file a complaint alleging a violation of Title VI or related federal nondiscrimination law, contact the Title VI Specialist (above) within 180 days of the alleged discriminatory conduct.

To file a complaint alleging a violation of the state's Public Accommodation Law, contact the Massachusetts Commission Against Discrimination within 300 days of the alleged discriminatory conduct at:

Massachusetts Commission Against Discrimination (MCAD)  
One Ashburton Place, 6th Floor  
Boston, MA 02109  
617-994-6000  
TTY: 617-994-6196

***Translation***

English: If this information is needed in another language, please contact the MassDOT Title VI Specialist at 857-368-8580.

Portuguese: Caso esta informação seja necessária em outro idioma, favor contar o Especialista em Título VI do MassDOT pelo telefone 857-368-8580.

Spanish: Si necesita esta información en otro idioma, por favor contacte al especialista de MassDOT del Título VI al 857-368-8580.

Chinese Simplified: (mainland & Singapore): 如果需要使用其它语言了解信息，请联系马萨诸塞州交通部（MassDOT）《民权法案》第六章专员，电话857-368-8580。

Chinese Traditional: (Hong Kong & Taiwan): 如果需要使用其它語言了解信息，請聯繫馬薩諸塞州交通部（MassDOT）《民權法案》第六章專員，電話857-368-8580。

Russian: Если Вам необходима данная информация на любом другом языке, пожалуйста, свяжитесь со специалистом по Титулу VI Департамента Транспорта штата Массачусетс (MassDOT) по тел: 857-368-8580.

Haitian Creole: Si yon moun vle genyen enfòmasyon sa yo nan yon lòt lang, tanpri kontakte Espesyalis MassDOT Title VI la nan nimewo 857-368-8580.

Vietnamese: Nếu quý vị cần thông tin này bằng tiếng khác, vui lòng liên hệ Chuyên viên Luật VI của MassDOT theo số điện thoại 857-368-8580.

French: Si vous avez besoin d'obtenir une copie de la présente dans une autre langue, veuillez contacter le spécialiste du Titre VI de MassDOT en composant le 857-368-8580.

Italian: Se ha bisogno di ricevere queste informazioni in un'altra lingua si prega di contattare lo Specialista MassDOT del Titolo VI al numero 857-368-8580.

Khmer: ប្រសិនបើលោក-អ្នកត្រូវការបកប្រែពីភាសានេះសូមទាក់ទងអ្នកឯកទេសលើជំពូកទី៦ របស់MassDot តាមរយៈលេខទូរស័ព្ទ 857-368-8580

Arabic: إن كنت بحاجة إلى هذه المعلومات بلغة أخرى، يُرجى الاتصال بأخصائي الفقرة السادسة على الهاتف 857-368-8580

## ADA / 504 Notice of Nondiscrimination

The Massachusetts Department of Transportation (MassDOT) does not discriminate on the basis of disability in admission to its programs, services, or activities; in access to them; in treatment of individuals with disabilities; or in any aspect of their operations. MassDOT also does not discriminate on the basis of disability in its hiring or employment practices.

This notice is provided as required by Title II of the Americans with Disabilities Act of 1990 (ADA) and Section 504 of the Rehabilitation Act of 1973. Questions, complaints, or requests for additional information regarding ADA and Section 504 may be forwarded to:

Office of Diversity and Civil Rights

Massachusetts Department of Transportation  
10 Park Plaza – 3rd floor  
Boston, MA 02116-3969

Phone: 857-368-8580  
Relay: 7-1-1 Fax: 857-368-0602  
Email: [MASSDOT.CivilRights@state.ma.us](mailto:MASSDOT.CivilRights@state.ma.us)

Office hours: 9:00 am to 5:00 pm

This notice is available from the Office of Diversity and Civil Rights in large print, on audio tape, and in Braille upon request.

# Certifications

## Self-Certification for the Commonwealth of Massachusetts


### Compliance with Applicable Federal Regulation

In accordance with 23 CFR 450.220 (a) , the Massachusetts Department of Transportation hereby certifies that its statewide transportation planning process is addressing major issues facing the Commonwealth, and its non-urbanized areas, and is being carried out in accordance with all applicable requirements including:

- 23 USC 134 and 135, 49 USC Sections 5303 and 5304, and this subpart;
- Title VI of the Civil Rights Act of 1964, as amended (42 USC 2000 d-1) and the Title VI assurance (23 USC Section 324) and 49 CFR part 21;
- 49 USC 5332, prohibiting discrimination on the basis of race, color, creed, national origin, sex, or age, in employment or business opportunity;
- Section 1101 (b) of the FAST Act (Public Law. 114-357) and 49 CFR 26 regarding the involvement of Disadvantaged Business Enterprises in US DOT funded projects;
- 23 CFR part 230 regarding implementation of an equal employment opportunity program on federal and federal aid highway construction contracts;
- The provisions of the Americans with Disabilities Act of 1990 (42 USC 12101 et. seq.) and 49 CFR parts 27, 37 , and 38;

- Sections 174 and 176 (c) and (d) of the Clean Air Act, as amended {42 USC 7504, 7506 (c) and (d)} and 40 CFR part 93;
- The Older Americans Act, as amended by 42 USC 6101 prohibiting discrimination on the basis of age in programs or activities receiving Federal financial assistance;
- Section 324 of Title 23 USC regarding prohibition of discrimination based on gender;
- Section 504 of the Rehabilitation Act of 1973 (29 USC 794) and 49 CFR part 27, regarding discrimination against individuals with disabilities;
- Anti-lobbying provisions found at 49 USC part 20 and 23 CFR 630.112;

Additionally, each Metropolitan Planning Organization has certified that its Transportation Improvement Program complies with the above requirements.

 Jamey Tesler (Jul 26, 2022 13:01 EDT)

---

Jamey Tesler  
**Secretary & CEO**

07/26/2022


---

Date



## Financial Constraint

The financial plan contained herein is financially constrained; it ensures that the State Transportation Improvement Program reflects the maintenance and operation of our roadway and bridge system. Transit funding also satisfies federal requirements related to financial constraint. Federal transit funds are programmed in the State Transportation Improvement Program based upon estimates of funding for which there is a reasonable expectation of availability.

 Jamey Tesler (Jul 26, 2022 13:01 EDT)

Jamey Tesler  
**Secretary & CEO**

07/26/2022

Date

## Certification of the State Transportation Improvement Program

Whereas, the 1990 Clean Air Act Amendments (CAAA) require Metropolitan Planning Organizations (MPO) within non-attainment areas and/or attainment areas with maintenance plans to perform air quality conformity determinations prior to the approval of transportation plans and transportation improvement programs, and at such other times as required by regulation;


Whereas, an air quality conformity determination for 2023-2027 was conducted with each MPO endorsing an amended Regional Transportation Plan, concluding with the Commonwealth providing a conformity analysis on each MPO's TIPs and an air quality conformity determination being documented and approved by FHWA, FTA, EPA and DEP;

Whereas, all regionally significant transportation projects in the 2023-2027 State Transportation Improvement Program are contained in the collection of 2020 Regional Transportation Plans by the Commonwealth's MPOs;

Whereas, the State has completed its review in accordance with Section 176(c) (4) of the Clean Air Act as amended in 1990 [42 U.S.C. 7251 (a)], and hereby certifies that the FFY 2023-2027 STIP is financially constrained and that the implementation of the STIP, each MPO's TIP, and each MPO's 2020 Regional Transportation Plan all satisfy the criteria specified in both 310 CMR 60.03 (12/30/1994) and 40 CFR Part 51 and 93 (8/15/1997);

Whereas, based on current federal requirements, the FFY 2022-2026 STIP is consistent with the air quality goals of the Massachusetts State Implementation Plan;

Therefore, in accordance with 23 CFR Part 450 Section 324 (Development and content of the Metropolitan Transportation Plan) of the May 27, 2016 Final Rules for Statewide and Metropolitan Planning, the Commonwealth hereby endorses the FFY 2023-2027 State Transportation Improvement Program.

  
Jamey Tesler (Jul 26, 2022 13:01 EDT)

---

Jamey Tesler  
**Secretary & CEO**

07/26/2022

---

Date

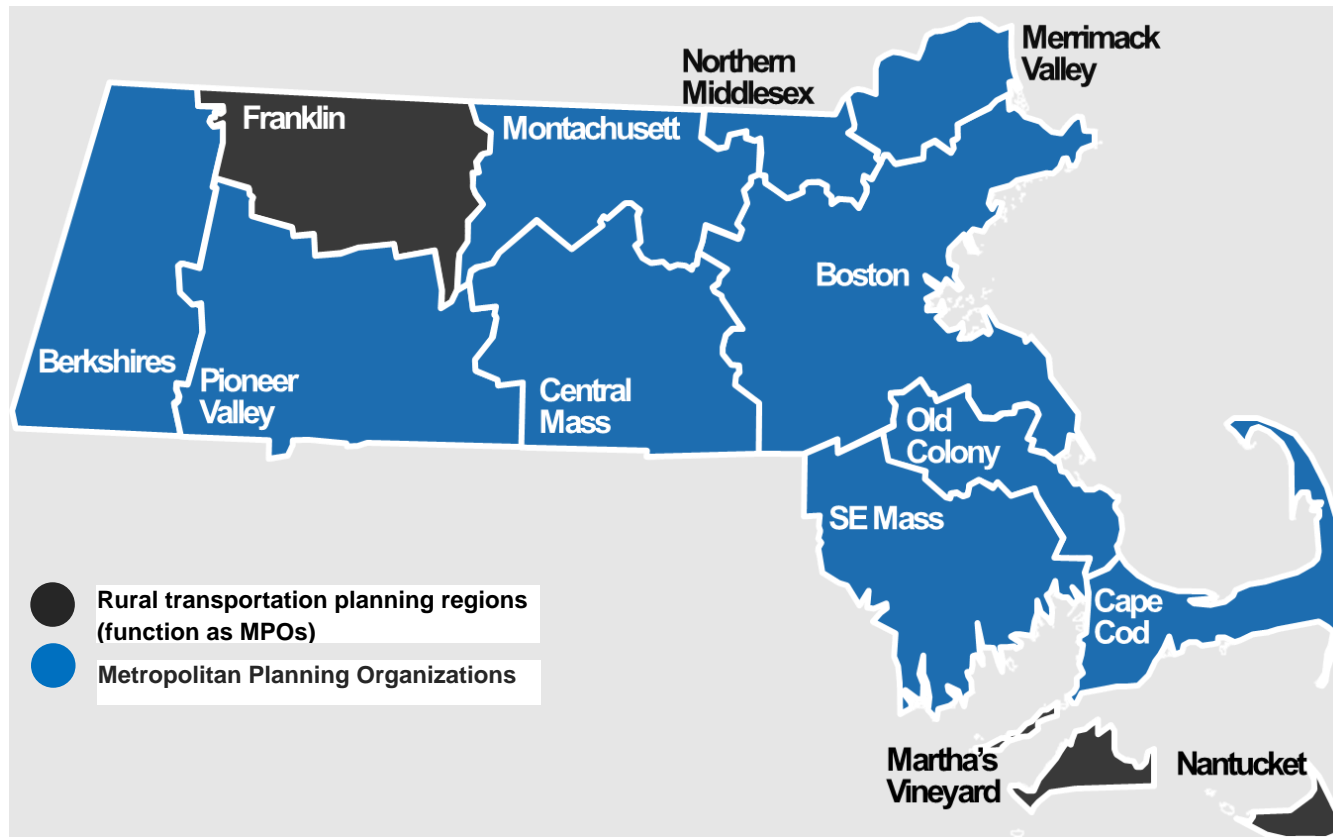
## STIP development

Local communities and Regional Planning Agencies (RPAs) partner with the MassDOT Highway Division to plan, design, permit, and construct hundreds of highway, bridge, roadway, and intermodal investments annually. The MBTA and the fifteen (15) Regional Transit Authorities (RTAs) in Massachusetts, in cooperation with local officials and the MassDOT Rail and Transit Division, plan, develop, and implement transit investments. Together, these investments are listed in this document and constitute the State Transportation Improvement Program (STIP).

### What is a Metropolitan Planning Organization (MPO)?

An MPO is a federally-mandated regional body made up of local, regional and state officials. The MPO is responsible for transportation planning and for programming investments using federal surface transportation funds. In Massachusetts, each MPO has at least four common members: MassDOT Secretary & CEO, who serves as chair; MassDOT Highway Division Administrator; a representative from the respective Regional Planning Agency (RPA); and one from the relevant RTA for each region. Other members of MPOs are typically elected officials from sub-regional sets of municipalities. The MPOs in Massachusetts can be seen on the next page in Figure 1.

Figure 1 - Planning regions in Massachusetts



### Are RPAs and MPOs the same thing?

Although they encompass identical geographical borders, the difference between MPOs and RPAs is that they serve different functions. A key distinction is that the MPO is the decision-making body for a region on transportation investments and includes representatives from municipalities, state agencies, and RTAs. By

contrast, MassDOT has a contracted agreement with each RPA to serve as staff to perform transportation planning, data collection and analysis that supports the MPO's decision-making. For the Boston MPO, the Central Transportation Planning Staff (CTPS) serve as the primary staff for the MPO. However, the Metropolitan Area Planning Council (MAPC), the Boston area RPA, also performs some of the MPO's planning and analysis functions.

### **What is a regional TIP?**

Every year, each MPO region must prepare and update its Transportation Improvement Program (TIP), a five-year program of capital investments that reflects the needs of the regional transportation system. Under federal regulations, each TIP must be constrained to available funding; consistent with the respective region's long-range Regional Transportation Plan (RTP); and include an annual element or listing of investments to be advertised in the first year of the TIP. Like the STIP, the regional TIP is multimodal and has both a roadway and transit component.

### **How is the STIP developed?**

The State Transportation Improvement Program (STIP) is a compilation of the thirteen regional Transportation Improvement Programs prepared annually by the state's ten Metropolitan Planning Organizations (MPOs); three rural regional Transportation Planning Organizations (TPOs) that function as MPOs; and statewide programs advanced by MassDOT (see Figure 2). It is a listing of priority transportation investments (highway and transit) listed by region and fiscal year. The STIP is compiled annually by the MassDOT Office of

Transportation Planning (OTP), in coordination with the MassDOT Highway Division, MassDOT Rail & Transit Division, the MPOs, the RTAs, and MassDOT's Federal Aid Programming and Reimbursement Office (FAPRO). The proposed STIP is then reviewed and approved by state and federal transportation and environmental agencies.

The STIP must be financially-constrained to the federal amounts allocated to Massachusetts. These investment lists undergo a comprehensive annual review and revision and are updated as needed throughout the Federal Fiscal Year (FFY) to reflect changes including cost variations, project readiness, or shifting priorities.

**Figure 2 - Relationship between TIPs and the STIP**



The STIP is also a subset of MassDOT's Capital Investment Plan (CIP). The CIP includes all investments using any funding source available to MassDOT, while the STIP only lists federally-aided investments.

## What is the STIP development timeline?

Figure 3 - STIP development timeline

Jan	•Financial guidance developed to guide MPOs and asset managers
Feb	•MassDOT provides regional target funding projections to MPOs so that they can prioritize investments
March	•MPOs choose preferred projects for their draft TIPs in partnership with stakeholders
April	•MPOs release TIPs for public comment
May	•MassDOT compiles draft TIPs into the draft STIP and releases for public comment •MPOs endorse respective TIPs
June	•MassDOT compiles the endorsed TIPs into the final STIP and transmits to approving partners at Federal Highway Administration (FHWA), Federal Transit Administration (FTA), U.S. Environmental Protection Agency (EPA) and Massachusetts Department of Environmental Protection (DEP)
Oct	•MassDOT begins advertising projects in new FFY

## Funding the STIP

### How are budgets set for the STIP?



MassDOT receives a funding “authorization” or estimate of total available federal funding from the Federal Highway Administration (FHWA). In previous years, this authorization had been approximately \$600 million to \$650 million, under the Fixing America’s Surface Transportation (FAST) Act (2015) authorizations. However, Congress authorized the Bipartisan Infrastructure Law (BIL) in 2021, increasing this authorization to approximately \$800 million annually. Each year, Congress reviews the highway authorization during its budgeting process and sets a ceiling on how much can be spent from that authorization. This ceiling, called an obligation limitation, establishes the most MassDOT can spend in federal funding each year.

A portion of the federal highway funding allocated to Massachusetts is automatically held for the repayment of the Commonwealth’s Accelerated Bridge Program, which was a program that was established to significantly reduce the number of structurally deficient bridges statewide. Additionally, a certain amount of funding is dedicated for statewide activities such as planning and adjustments. Approximately one-third of the funds available are dedicated to MPOs for regional priority projects. This distribution is determined according to a formula that is primarily based on each MPO’s road mileage and population. The formula for distribution among the MPOs was developed by the Massachusetts Association of Regional Planning Agencies (MARPA), and is known as the “MARPA formula.” FTA Section 5307, 5337, and 5339 funds are directly apportioned to 12 of the 15 RTAs based on urbanized area population and the agreed-upon funding splits between other public transit agencies that fall into the Urbanized Zone Area (UZA). The other 3 “rural” RTAs are not direct recipients of

FTA funding, instead receiving Section 5311 funds as sub recipients of MassDOT with funding splits based on formula.

### **What are the highway investment priorities and programs?**

The 2023-2027 STIP continues the alignment of investments that are categorized the same way as they are in MassDOT's Capital Investment Plan (CIP). MassDOT's capital investment strategy focuses on priorities, programs and then projects. Below are the programs found in the STIP.

#### **Reliability Investments**

These investments maintain and improve the overall condition and reliability of the transportation system. Reliability programs address the following:

- Necessary routine and capital maintenance
- State of Good Repair projects designed primarily to bring asset conditions up to an acceptable level
- Asset management and system preservation projects

#### **Bridge program**

This program involves the maintenance, reconstruction and replacement of state and municipally-owned bridges across the Commonwealth.

#### **Interstate pavement program**

This program is focused on resurfacing and performing related work on the interstate.

**Non-interstate pavement program**

This program involves resurfacing and performing related work on non-interstate roads owned by MassDOT.

**Roadway improvements program**

This program performs pothole, fencing, guardrail, and sidewalk maintenance repairs and other related improvements on non-interstate, state owned roadways. This program also includes federally funded stormwater retrofit projects. This program is preventative in nature, and is necessary to maximize the useful life and condition of roadways.

**Safety improvements program**

This program, which is both state and federally funded, repairs traffic signals, highway lighting systems, impact attenuators, traffic signs and pavement markings.

**Resiliency improvements program**

This program prioritizes resiliency improvements, community resilience and evacuation routes, and at-risk coastal infrastructure. This is a new Reliability investment program, and will be further developed in accordance with forthcoming USDOT guidance from the PROTECT Formula Program (Promoting Resilient Operations for Transformative, Efficient, and Cost-saving Transportation).

## **Modernization Investments**

Modernization investments enhance the transportation system to make it safer and more accessible while also accommodating growth. Modernization programs address the following:

- Compliance with federal mandates or other statutory requirements for safety and/or accessibility improvements
- Projects that go beyond State of Good Repair and substantially modernize existing assets
- Projects that provide expanded capacity to accommodate current or anticipated demand on existing transportation systems

### **Americans with Disabilities Act (ADA) retrofits program**

This program improves the condition and accessibility of state owned sidewalks. This program is necessary to meet obligations identified under MassDOT's [ADA Transition Plan](#).

### **Intersection improvements program**

This program upgrades traffic signals and intersections. This program is necessary to meet safety improvement targets.

### **Intelligent Transportation Systems program**

This program supports innovative and new communications equipment and information technology systems, including signs, cameras, and sensors, which are designed to provide real time traffic information to residents and visitors. This program is necessary to improve our network of

communications tools and to allow drivers to make better informed decisions regarding travel options.

### **Roadway reconstruction program**

This program improves the overall condition of roads, by supporting both small and large state and municipal investments, and includes improvements to bicycle and pedestrian user spaces.

### **Carbon Reduction program**

This program supports projects that reduce transportation-related carbon dioxide emissions. This is a new Modernization investments program and projects will be identified in accordance with a Statewide Carbon Reduction Development Strategy.

### **Expansion Investments**

Expansion investments provide more diverse transportation options for communities throughout the Commonwealth. Expansion programs address the following:

- Projects that expand highway, transit and rail networks and/or services
- Projects that expand bicycle and pedestrian networks to provide more transportation options and address health and sustainability objectives

### **Bicycle and pedestrian program**

This program constructs multi-use paths and other trails that are independent from a roadway. In addition, this program will meet future needs identified through ongoing statewide bicycle and pedestrian planning efforts, including MassDOT's [Statewide Bicycle Plan](#) and [Statewide Pedestrian Plan](#).

### **Capacity program**

This program adds new connections or expands the existing transportation network.

## **Highway funding overview**

As previously mentioned, MassDOT divides federal highway funding that it receives between “funding for regional priorities,” which is allocated at the discretion of the MPOs for regional priority projects on the federal aid transportation system, and funding that is allocated at MassDOT’s discretion for use primarily on the state-owned transportation system. Each MPO’s regional target amount is composed of different funding categories, including the Congestion Mitigation and Air Quality Improvement Program (CMAQ), Highway Safety Improvement Program (HSIP), Surface Transportation Block Program (STBG), and Transportation Alternatives Program (TAP) funding. Statewide funding that is allocated at MassDOT's discretion includes the above categories as well as additional sources. Programs marked with an asterisk (\*) are new highway formula funding programs in the Bipartisan Infrastructure Law.

## **Carbon Reduction Program (CRP)\***

The Carbon Reduction Program provides funding for projects that reduce transportation emissions or the development of carbon reduction strategies. States—in consultation with MPOs—are required to develop and update at least every 4 years a carbon reduction strategy and submit it to FHWA for approval. State's strategy must meet federal statutory requirements. Sixty-five percent of a state's CRP funds are to be distributed to areas based on population (sub-allocated), with the remainder to be used in any area of the state.

## **Congestion Mitigation and Air Quality Improvement Program (CMAQ)**

CMAQ provides a flexible funding source for transportation investments to help meet the requirements of the federal Clean Air Act. Funding is available to help reduce congestion and improve air quality for areas that do not meet the National Ambient Air Quality Standards for ozone, carbon monoxide, or particulate matter (nonattainment areas) and for former nonattainment areas that are now in compliance (maintenance areas).

In Massachusetts, a portion of CMAQ funding is prioritized and programmed by the MPOs. Prior to programming, proposed CMAQ investments are reviewed by the CMAQ Consultation Committee, which is responsible for determining whether a project shows an air quality benefit and is eligible for CMAQ funding. The members of the Committee include representatives from MassDOT, the Massachusetts Department of Environmental Protection (DEP), the United States Department of Transportation (USDOT), the U.S. Environmental Protection Agency (EPA), and the MPOs.

The Bipartisan Infrastructure Law (BIL) adds project eligibilities for shared micromobility (e.g. bike share, shared e-scooters); purchase of diesel replacements; purchase of medium/heavy-duty zero emission vehicles and related charging equipment; and modernization/rehabilitation of a lock and dam or a marine highway corridor, connector, or crossing, if certain criteria are met ( $\leq 10\%$  of CMAQ funds). CMAQ funds may be used for rail/transit operating assistance (without time limitation) in association with certain CMAQ projects located in specific areas, and requires, to the maximum extent practicable, the



prioritization of disadvantaged communities or low-income populations when obligating funds to reduce PM 2.5 emissions.

### **Highway Safety Improvement Program (HSIP)**

HSIP funds safety improvements to reduce the number and severity of crashes at dangerous locations. A highway safety improvement investment is any strategy, activity, or project on a public road that is consistent with each state's data-driven [State Strategic Highway Safety Plan \(SHSP\)](#) and corrects or improves a hazardous road location or addresses a highway safety problem.

BIL adds eligibility ( $\leq 10\%$  of HSIP funds) for specified safety projects (including non-infrastructure safety projects related to education, research, enforcement, emergency services, and safe routes to school) and modifies the HSIP definition of highway safety improvement projects by adding or clarifying some project types. BIL also requires states to complete vulnerable road user (VRU) safety assessments and adds a new special rule for states with annual VRU fatalities comprising  $\geq 15\%$  of total annual crash fatalities.

### **National Electric Vehicle Program (NEVI)\***

The National Electric Vehicle Program provides funding to strategically deploy electric vehicle (EV) charging infrastructure and to establish an interconnected network to facilitate data collection, access, and reliability. Funded projects must be located along designated alternative fuel corridors and the state must submit a plan to FHWA describing the planned use of funds. 10% of funding is set aside

for discretionary grants to state and local governments that require additional assistance to strategically deploy EV charging infrastructure.

### **National Highway Freight Program (NHFP)**

NHFP was established in December 2015 through the FAST Act to improve the efficient movement of freight on the National Highway Freight Network (NHFN). The Commonwealth's Freight Plan was approved by FHWA on July 13, 2018. As MassDOT's freight efforts continue to develop, program sizes will be proposed in future STIPs according to need and appropriations.

BIL allows States to use  $\leq 30\%$  (vs. 10% under previous law) of NHFP funding on freight intermodal or rail projects, subject to certain restrictions. BIL also adds eligibility for modernization/rehabilitation of a lock and dam or a marine highway corridor, connector, or crossing (including an inland waterway corridor, connector, or crossing) that are functionally connected to the National Highway Freight Network AND likely to reduce on-road mobile source emissions. More miles can also be designated as critical rural freight corridors and freight urban corridors.

### **National Highway Performance Program (NHPP)**

NHPP provides support for the condition and performance of the National Highway System (NHS), including Interstate and non-Interstate routes and bridges. These investments ensure that federal-aid funds in highway construction are on an eligible facilities and support progress toward achievement of national performance goals for improving infrastructure condition, safety, mobility, or

freight movement on the NHS, and that they are consistent with metropolitan and statewide planning requirements.

With BIL, NHPP also provides support for activities that increase the resiliency of the NHS to mitigate the cost of damages from sea level rise, extreme weather events, flooding, wildfires, or other natural disasters. New eligible projects include undergrounding public utility infrastructure carried out in conjunction with an otherwise eligible project; resiliency improvements (including protective features) on the NHS; activities to protect NHS segments from cybersecurity threats; and protective features related to mitigating risk of recurring damage or the cost of future repairs of extreme weather events, flooding, or other natural disasters on Federal-aid highways/bridges off the NHS ( $\leq 15\%$  NHPP funds). BIL also requires consideration of extreme weather and resiliency in lifecycle cost and risk management analyses.

### **Promoting Resilient Operations for Transformative, Efficient, and Cost-saving Transportation Program (PROTECT)\***

PROTECT was established in 2021 as part of BIL. These investments are for resiliency improvements; community resilience and evacuation routes; and at risk coastal infrastructure. Highway, transit, and certain port projects are also eligible. The state may use up to 40% of PROTECT funds on new capacity projects and up to 10% on development phase activities.

## Surface Transportation Block Program (STBG)

STBG (formerly STP) provides flexible funding that may be used by local communities, regions and states for projects to preserve and improve conditions on and the performance of any federal-aid highway, bridge, or tunnel, as well as for projects on any public road (except local roads and rural minor collectors), pedestrian and bicycle infrastructure, and transit capital projects, including intercity bus terminals. Fifty percent of a state's STBG funds are to be distributed to areas based on population (sub-allocated), with the remainder to be used in any area of the state. A portion of STBG funds (equal to 15 percent of a State's FY 2009 Highway Bridge Program apportionment) is to be set aside for bridges not on Federal-aid highways (off-system bridges), unless the Secretary determines the state has insufficient needs to justify this amount.

BIL adds several new types of eligible projects, including EV charging infrastructure; protective features to enhance resilience; and wildlife crossing projects. BIL increases off-system bridge set-asides and adds eligibility to include replacing a low water crossing with a bridge. Population categories for sub-allocation split into smaller ranges (<5,000; [NEW] 5,000 – 49,999; [NEW] 50,000 – 200,000; >200,000) and requires States to consult with TPOs and MPOs for urbanized areas with 50,000 – 200,000 population before using certain suballocation funding. BIL also permits states to use up to 15% of funds for eligible projects or maintenance on non-Federal aid highways in rural areas, and up to 5% for certain barge landing, dock and waterfront infrastructure projects.

## **Transportation Alternatives Program (TAP)**

TAP is a competitive program that funds a variety of transportation investment types. The funds are split 50 percent each between a statewide allocation of the funds and nine of the MPOs in the Commonwealth (Berkshire, Franklin, Martha's Vineyard and Nantucket are too small in population to receive such funds). MassDOT prioritizes the use of these funds for Safe Routes to School (SRTS) investments sponsored by communities and the MPOs use their transportation evaluation criteria to select their TAP investments. MassDOT and the MPOs are not eligible project sponsors for SRTS projects. The BIL broadened SRTS project eligibility to now include high schools in addition to elementary and middle schools.

## **Bridge Formula Program (BFP)\***

Formerly known as the Highway Infrastructure Program (HIP), these funds are federal highway apportionments distributed to the Commonwealth from FFY 2022 to 2026. The purpose of this program is to replace, rehabilitate, preserve, protect, and construct bridges on public roads. Fifteen percent of BFP funds are reserved for off-system bridges, which—if owned by a local agency or Federally-recognized Tribe—receive a 100% federal share of funding.

## **Coronavirus Response and Relief Supplemental Appropriations Act (CRRSAA)**

CRRSAA funds is a federal highway apportionment distributed to the Commonwealth in FFY 2021. CRRSAA is considered a subset of HIP funding and has been provided to addresses COVID-19 impacts related to Highway

Infrastructure Programs. CRRSAA funding can be used for up to 100% of the federal share of a project.

## **Earmarks**

Certain funding categories are investment-specific, i.e. funds are ‘earmarked’ only for use in the development of a particular investment. This practice has ended in Congress, though some earmarks are still available for certain designated investments, and there are continued discussions of their inclusion in future authorizations.

## **Next Generation Bridge Program (NGBP)**

Massachusetts’ Next Generation Bridge Program focuses on funding bridge preservation and the bundling of smaller MassDOT bridge projects. These projects will be advertised for construction during the 5-year STIP period and are initially funded with non-federal aid funding (i.e. state funds), and will be repaid in the future with debt repayments using federal aid. This is reflected in the Highway Funding Program as Grant Anticipation Notes (GANS).

## **Transportation bond bill funding**

The Massachusetts Legislature passes transportation bond bills to provide state resources for investments in transportation. This provides the Commonwealth with authorization to issue bonds to support transportation capital expenditures. Such expenditures include matching funds for federally-funded STIP investments, both highway and transit, and Chapter 90 reimbursement funds for local transportation projects. The Executive Office of Administration and Finance

issues bonds at its discretion subject to legislative authorization established in transportation bond bills and subject to overall “bond cap” limits on the Commonwealth’s debt obligations.

On the following pages are the Highway funding tables presented by federal fiscal year.



# Program Target Report

## Program Activity: Highway

Federal Fiscal Year 2023		STIP: 2023 - 2027 (D)		
		Federal Aid Funds	Matching Funds	FFY 2023 (Proposed) (Fed Aid + Match)
Balance Obligation Authority		\$738,636,044		
Planned Redistribution Request		\$50,000,000		
<b>Total Non-earmarked Funding Available</b>		<b>\$788,636,044</b>	<b>\$262,878,681</b>	<b>\$1,051,514,725</b>
<b>Planning/Adjustments/Pass-throughs</b>		<b>\$150,042,224</b>	<b>\$14,271,437</b>	<b>\$164,313,661</b>
GANS Repayment		\$89,510,000	\$0	\$89,510,000
Award Adjustments, Change Orders, etc.		\$21,180,247	\$5,026,443	\$26,206,690
Metropolitan Planning		\$10,886,010	\$2,721,503	\$13,607,513
State Planning & Research		\$22,955,893	\$5,738,973	\$28,694,866
Recreational Trails		\$1,194,736	\$298,684	\$1,493,420
Railroad Grade Crossings		\$0	\$0	\$0
SRTS Education		\$1,943,339	\$485,835	\$2,429,174
Transit Grant Program		\$0	\$0	\$0
Railroad Crossings		\$2,371,999	\$0	\$2,371,999
<b>Regional Priorities</b>				
<b>Regional Share (%)</b>	<b>MPO</b>	<b>\$240,090,825</b>	<b>\$60,022,707</b>	<b>\$300,113,532</b>
3.5596	Berkshire Region	\$8,546,273	\$2,136,568	\$10,682,841
42.9671	Boston Region	\$103,160,065	\$25,790,016	\$128,950,081
4.5851	Cape Cod	\$11,008,404	\$2,752,101	\$13,760,506
8.6901	Central Mass	\$20,864,133	\$5,216,033	\$26,080,166
2.5397	Franklin Region	\$6,097,587	\$1,524,397	\$7,621,983
0.3100	Martha's Vineyard	\$744,282	\$186,070	\$930,352
4.4296	Merrimack Valley	\$10,635,063	\$2,658,766	\$13,293,829
4.4596	Montachusett	\$10,707,090	\$2,676,773	\$13,383,863
0.2200	Nantucket	\$528,200	\$132,050	\$660,250
3.9096	Northern Middlesex	\$9,386,591	\$2,346,648	\$11,733,239
4.5595	Old Colony	\$10,946,941	\$2,736,735	\$13,683,676
10.8100	Pioneer Valley	\$25,953,818	\$6,488,455	\$32,442,273
8.9601	Southeastern Mass	\$21,512,378	\$5,378,095	\$26,890,473
<b>Highway</b>		<b>\$398,502,994</b>	<b>\$87,862,661</b>	<b>\$486,365,655</b>
<b>Reliability</b>		<b>\$273,714,256</b>	<b>\$58,701,466</b>	<b>\$332,415,722</b>
	Interstate Pavement	\$48,310,975	\$5,367,886	\$53,678,861
	Non-Interstate Pavement	\$61,427,196	\$15,356,799	\$76,783,995
	Roadway Improvements	\$1,177,510	\$294,378	\$1,471,888
	Safety Improvements	\$30,000,000	\$4,482,759	\$34,482,759





# Program Target Report

## Program Activity: Highway

Federal Fiscal Year 2023			STIP: 2023 - 2027 (D)	
	Resiliency Improvements	\$0	\$0	\$0
	Bridge	\$132,798,575	\$33,199,644	\$165,998,219
	Bridge Inspections	\$0	\$0	\$0
	Bridge Systematic Maintenance	\$0	\$0	\$0
	Bridge On-system NHS	\$94,856,125	\$23,714,031	\$118,570,156
	Bridge On-system Non-NHS	\$0	\$0	\$0
	Bridge Off-system	\$37,942,450	\$9,485,613	\$47,428,063
<b>Modernization</b>		<b>\$106,527,802</b>	<b>\$24,595,961</b>	<b>\$131,123,763</b>
	ADA Retrofits	\$1,443,382	\$360,846	\$1,804,228
	Intersection Improvements	\$14,659,127	\$1,628,792	\$16,287,919
	Intelligent Transportation Systems	\$5,600,000	\$1,400,000	\$7,000,000
	Roadway Reconstruction	\$84,825,293	\$21,206,323	\$106,031,616
	Carbon Reduction	\$0	\$0	\$0
<b>Expansion</b>		<b>\$18,260,936</b>	<b>\$4,565,234</b>	<b>\$22,826,170</b>
	Bicycle and Pedestrian	\$18,260,936	\$4,565,234	\$22,826,170
	Capacity	\$0	\$0	\$0
<b>Grand Total Formula Funds</b>		<b>\$788,636,043</b>	<b>\$162,156,805</b>	<b>\$950,792,848</b>
<b>Difference from Funds Available</b>		<b>\$1</b>	<b>\$100,721,876</b>	<b>\$100,721,877</b>
<b>Highway (Non-Core)</b>		<b>\$273,653,429</b>	<b>\$59,966,251</b>	<b>\$333,619,680</b>
<b>Reliability</b>		<b>\$264,256,191</b>	<b>\$57,616,941</b>	<b>\$321,873,132</b>
	Bridge	\$264,256,191	\$57,616,941	\$321,873,132
	Bridge Systematic Maintenance NB	\$40,000,000	\$10,000,000	\$50,000,000
	Bridge On-System NHS NB	\$180,652,075	\$45,163,019	\$225,815,094
	Bridge On-system Non-NHS NB	\$9,815,687	\$2,453,922	\$12,269,609
	Bridge Off-system NB	\$33,788,429	\$0	\$33,788,429
<b>Modernization</b>		<b>\$9,397,238</b>	<b>\$2,349,310</b>	<b>\$11,746,548</b>
	Electric Vehicle Infrastructure	\$9,397,238	\$2,349,310	\$11,746,548
	Ferry Boat Program	\$0	\$0	\$0
<b>Grand Total + Non-Formula Programs</b>		<b>\$1,062,289,472</b>	<b>\$222,123,056</b>	<b>\$1,284,412,528</b>



# Program Target Report

## Program Activity: Highway

Federal Fiscal Year 2024

STIP: 2023 - 2027 (D)

		Federal Aid Funds	Matching Funds	FFY 2024 (Proposed) (Fed Aid + Match)
Balance Obligation Authority		\$753,409,685		
Planned Redistribution Request		\$50,000,000		
<b>Total Non-earmarked Funding Available</b>		<b>\$803,409,685</b>	<b>\$267,803,228</b>	<b>\$1,071,212,913</b>
<b>Planning/Adjustments/Pass-throughs</b>		<b>\$155,758,603</b>	<b>\$14,568,526</b>	<b>\$170,327,129</b>
GANS Repayment		\$93,985,000	\$0	\$93,985,000
Award Adjustments, Change Orders, etc.		\$22,225,500	\$5,274,500	\$27,500,000
Metropolitan Planning		\$11,103,730	\$2,775,933	\$13,879,663
State Planning & Research		\$22,934,299	\$5,733,575	\$28,667,874
Freight Plan Flex to Rail & Transit		\$0	\$0	\$0
Recreational Trails		\$1,194,736	\$298,684	\$1,493,420
Railroad Grade Crossings		\$0	\$0	\$0
SRTS Education		\$1,943,339	\$485,835	\$2,429,174
Transit Grant Program		\$0	\$0	\$0
Railroad Crossings		\$2,371,999	\$0	\$2,371,999
<b>Regional Priorities</b>				
<b>Regional Share (%)</b>	<b>MPO</b>	<b>\$243,250,478</b>	<b>\$60,812,619</b>	<b>\$304,063,098</b>
3.5596	Berkshire Region	\$8,658,744	\$2,164,686	\$10,823,430
42.9671	Boston Region	\$104,517,676	\$26,129,419	\$130,647,095
4.5851	Cape Cod	\$11,153,278	\$2,788,319	\$13,941,597
8.6901	Central Mass	\$21,138,710	\$5,284,677	\$26,423,387
2.5397	Franklin Region	\$6,177,832	\$1,544,458	\$7,722,290
0.3100	Martha's Vineyard	\$754,076	\$188,519	\$942,596
4.4296	Merrimack Valley	\$10,775,023	\$2,693,756	\$13,468,779
4.4596	Montachusett	\$10,847,998	\$2,712,000	\$13,559,998
0.2200	Nantucket	\$535,151	\$133,788	\$668,939
3.9096	Northern Middlesex	\$9,510,121	\$2,377,530	\$11,887,651
4.5595	Old Colony	\$11,091,006	\$2,772,751	\$13,863,757
10.8100	Pioneer Valley	\$26,295,377	\$6,573,844	\$32,869,221
8.9601	Southeastern Mass	\$21,795,486	\$5,448,872	\$27,244,358
<b>Highway</b>		<b>\$399,667,610</b>	<b>\$89,634,060</b>	<b>\$489,301,670</b>
<b>Reliability</b>		<b>\$284,027,993</b>	<b>\$63,149,088</b>	<b>\$347,177,081</b>
	Interstate Pavement	\$38,473,514	\$4,274,835	\$42,748,349
	Non-Interstate Pavement	\$58,162,826	\$14,540,707	\$72,703,533
	Roadway Improvements	\$1,177,510	\$294,378	\$1,471,888



# Program Target Report

## Program Activity: Highway

Federal Fiscal Year 2024			STIP: 2023 - 2027 (D)	
	Safety Improvements	\$25,000,000	\$3,735,632	\$28,735,632
	Resiliency Improvements	\$14,095,568	\$3,523,892	\$17,619,460
	Bridge	\$147,118,575	\$36,779,644	\$183,898,219
	Bridge Inspections	\$14,320,000	\$3,580,000	\$17,900,000
	Bridge Systematic Maintenance	\$0	\$0	\$0
	Bridge On-system NHS	\$94,856,125	\$23,714,031	\$118,570,156
	Bridge On-system Non-NHS	\$0	\$0	\$0
	Bridge Off-system	\$37,942,450	\$9,485,613	\$47,428,063
<b>Modernization</b>		<b>\$85,854,164</b>	<b>\$19,038,609</b>	<b>\$104,892,773</b>
	ADA Retrofits	\$0	\$0	\$0
	Intersection Improvements	\$17,459,509	\$1,939,945	\$19,399,454
	Intelligent Transportation Systems	\$8,247,894	\$2,061,974	\$10,309,868
	Roadway Reconstruction	\$60,146,761	\$15,036,690	\$75,183,451
	Carbon Reduction	\$0	\$0	\$0
<b>Expansion</b>		<b>\$29,785,453</b>	<b>\$7,446,363</b>	<b>\$37,231,816</b>
	Bicycle and Pedestrian	\$29,785,453	\$7,446,363	\$37,231,816
	Capacity	\$0	\$0	\$0
<b>Grand Total Formula Funds</b>		<b>\$798,676,691</b>	<b>\$165,015,205</b>	<b>\$963,691,897</b>
<b>Difference from Funds Available</b>		<b>\$4,732,994</b>	<b>\$102,788,023</b>	<b>\$107,521,016</b>
<b>Highway (Non-Core)</b>		<b>\$276,121,527</b>	<b>\$60,583,275</b>	<b>\$336,704,802</b>
<b>Reliability</b>		<b>\$266,724,289</b>	<b>\$58,233,965</b>	<b>\$324,958,254</b>
	Bridge	\$266,724,289	\$58,233,965	\$324,958,254
	Bridge Systematic Maintenance NB	\$44,000,000	\$11,000,000	\$55,000,000
	Bridge On-System NHS NB	\$178,975,136	\$44,743,784	\$223,718,920
	Bridge On-system Non-NHS NB	\$9,960,724	\$2,490,181	\$12,450,905
	Bridge Off-system NB	\$33,788,429	\$0	\$33,788,429
<b>Modernization</b>		<b>\$9,397,238</b>	<b>\$2,349,310</b>	<b>\$11,746,548</b>
	Electric Vehicle Infrastructure	\$9,397,238	\$2,349,310	\$11,746,548
	Ferry Boat Program	\$0	\$0	\$0
<b>Grand Total + Non-Formula Programs</b>		<b>\$1,074,798,218</b>	<b>\$225,598,480</b>	<b>\$1,300,396,699</b>



# Program Target Report

## Program Activity: Highway

Federal Fiscal Year 2025

STIP: 2023 - 2027 (D)

		Federal Aid Funds	Matching Funds	FFY 2025 (Proposed) (Fed Aid + Match)
Balance Obligation Authority		\$768,478,798		
Planned Redistribution Request		\$50,000,000		
<b>Total Non-earmarked Funding Available</b>		<b>\$818,478,798</b>	<b>\$272,826,266</b>	<b>\$1,091,305,064</b>
<b>Planning/Adjustments/Pass-throughs</b>		<b>\$184,100,287</b>	<b>\$14,603,947</b>	<b>\$198,704,234</b>
GANS Repayment		\$122,185,000	\$0	\$122,185,000
Award Adjustments, Change Orders, etc.		\$22,225,500	\$5,274,500	\$27,500,000
Metropolitan Planning		\$11,325,805	\$2,831,451	\$14,157,256
State Planning & Research		\$22,853,908	\$5,713,477	\$28,567,385
Recreational Trails		\$1,194,736	\$298,684	\$1,493,420
Railroad Grade Crossings		\$0	\$0	\$0
SRTS Education		\$1,943,339	\$485,835	\$2,429,174
Transit Grant Program		\$0	\$0	\$0
Railroad Crossings		\$2,371,999	\$0	\$2,371,999
<b>Regional Priorities</b>				
<b>Regional Share (%)</b>	<b>MPO</b>	<b>\$239,118,189</b>	<b>\$59,779,547</b>	<b>\$298,897,735</b>
3.5596	Berkshire Region	\$8,511,651	\$2,127,913	\$10,639,564
42.9671	Boston Region	\$102,742,151	\$25,685,538	\$128,427,689
4.5851	Cape Cod	\$10,963,808	\$2,740,952	\$13,704,760
8.6901	Central Mass	\$20,779,610	\$5,194,902	\$25,974,512
2.5397	Franklin Region	\$6,072,885	\$1,518,221	\$7,591,106
0.3100	Martha's Vineyard	\$741,266	\$185,317	\$926,583
4.4296	Merrimack Valley	\$10,591,979	\$2,647,995	\$13,239,974
4.4596	Montachusett	\$10,663,715	\$2,665,929	\$13,329,643
0.2200	Nantucket	\$526,060	\$131,515	\$657,575
3.9096	Northern Middlesex	\$9,348,565	\$2,337,141	\$11,685,706
4.5595	Old Colony	\$10,902,594	\$2,725,648	\$13,628,242
10.8100	Pioneer Valley	\$25,848,676	\$6,462,169	\$32,310,845
8.9601	Southeastern Mass	\$21,425,229	\$5,356,307	\$26,781,536
<b>Highway</b>		<b>\$396,383,206</b>	<b>\$88,812,960</b>	<b>\$485,196,166</b>
<b>Reliability</b>		<b>\$279,300,208</b>	<b>\$61,967,142</b>	<b>\$341,267,350</b>
	Interstate Pavement	\$38,473,514	\$4,274,835	\$42,748,349
	Non-Interstate Pavement	\$58,162,826	\$14,540,707	\$72,703,533
	Roadway Improvements	\$1,177,510	\$294,378	\$1,471,888
	Safety Improvements	\$25,000,000	\$3,735,632	\$28,735,632



# Program Target Report

Program Activity: Highway

Federal Fiscal Year 2025		STIP: 2023 - 2027 (D)		
	Resiliency Improvements	\$15,192,008	\$3,798,002	\$18,990,010
	Bridge	\$141,294,350	\$35,323,588	\$176,617,938
	Bridge Inspections	\$8,495,775	\$2,123,944	\$10,619,719
	Bridge Systematic Maintenance	\$0	\$0	\$0
	Bridge On-system NHS	\$94,856,125	\$23,714,031	\$118,570,156
	Bridge On-system Non-NHS	\$0	\$0	\$0
	Bridge Off-system	\$37,942,450	\$9,485,613	\$47,428,063
<b>Modernization</b>		<b>\$87,297,545</b>	<b>\$19,399,455</b>	<b>\$106,697,000</b>
	ADA Retrofits	\$1,443,382	\$360,846	\$1,804,228
	Intersection Improvements	\$17,459,509	\$1,939,945	\$19,399,454
	Intelligent Transportation Systems	\$8,247,894	\$2,061,974	\$10,309,868
	Roadway Reconstruction	\$60,146,760	\$15,036,690	\$75,183,450
	Carbon Reduction	\$0	\$0	\$0
<b>Expansion</b>		<b>\$29,785,453</b>	<b>\$7,446,363</b>	<b>\$37,231,816</b>
	Bicycle and Pedestrian	\$29,785,453	\$7,446,363	\$37,231,816
	Capacity	\$0	\$0	\$0
<b>Grand Total Formula Funds</b>		<b>\$819,601,682</b>	<b>\$163,196,454</b>	<b>\$982,798,135</b>
<b>Difference from Funds Available</b>		<b>\$-1,122,884</b>	<b>\$109,629,812</b>	<b>\$108,506,929</b>
<b>Highway (Non-Core)</b>		<b>\$234,653,429</b>	<b>\$50,216,251</b>	<b>\$284,869,680</b>
<b>Reliability</b>		<b>\$225,256,191</b>	<b>\$47,866,941</b>	<b>\$273,123,132</b>
	Bridge	\$225,256,191	\$47,866,941	\$273,123,132
	Bridge Systematic Maintenance NB	\$48,000,000	\$12,000,000	\$60,000,000
	Bridge On-System NHS NB	\$134,376,548	\$33,594,137	\$167,970,685
	Bridge On-system Non-NHS NB	\$9,091,214	\$2,272,804	\$11,364,018
	Bridge Off-system NB	\$33,788,429	\$0	\$33,788,429
<b>Modernization</b>		<b>\$9,397,238</b>	<b>\$2,349,310</b>	<b>\$11,746,548</b>
	Electric Vehicle Infrastructure	\$9,397,238	\$2,349,310	\$11,746,548
	Ferry Boat Program	\$0	\$0	\$0
<b>Grand Total + Non-Formula Programs</b>		<b>\$1,054,255,111</b>	<b>\$213,412,705</b>	<b>\$1,267,667,815</b>



# Program Target Report

## Program Activity: Highway

Federal Fiscal Year 2026

STIP: 2023 - 2027 (D)

		Federal Aid Funds	Matching Funds	FFY 2026 (Proposed) (Fed Aid + Match)
Balance Obligation Authority		\$783,849,292		
Planned Redistribution Request		\$50,000,000		
<b>Total Non-earmarked Funding Available</b>		<b>\$833,849,292</b>	<b>\$277,949,764</b>	<b>\$1,111,799,056</b>
<b>Planning/Adjustments/Pass-throughs</b>		<b>\$195,761,866</b>	<b>\$14,660,592</b>	<b>\$210,422,458</b>
GANS Repayment		\$133,620,000	\$0	\$133,620,000
Award Adjustments, Change Orders, etc.		\$22,225,500	\$5,274,500	\$27,500,000
Metropolitan Planning		\$11,552,321	\$2,888,080	\$14,440,401
State Planning & Research		\$22,853,971	\$5,713,493	\$28,567,464
Recreational Trails		\$1,194,736	\$298,684	\$1,493,420
Railroad Grade Crossings		\$0	\$0	\$0
SRTS Education		\$1,943,339	\$485,835	\$2,429,174
Transit Grant Program		\$0	\$0	\$0
Railroad Crossings		\$2,371,999	\$0	\$2,371,999
<b>Regional Priorities</b>				
<b>Regional Share (%)</b>	<b>MPO</b>	<b>\$233,268,129</b>	<b>\$58,317,030</b>	<b>\$291,585,158</b>
3.5596	Berkshire Region	\$8,303,412	\$2,075,853	\$10,379,265
42.9671	Boston Region	\$100,228,550	\$25,057,137	\$125,285,687
4.5851	Cape Cod	\$10,695,577	\$2,673,894	\$13,369,471
8.6901	Central Mass	\$20,271,234	\$5,067,808	\$25,339,042
2.5397	Franklin Region	\$5,924,311	\$1,481,078	\$7,405,388
0.3100	Martha's Vineyard	\$723,131	\$180,783	\$903,914
4.4296	Merrimack Valley	\$10,332,845	\$2,583,211	\$12,916,056
4.4596	Montachusett	\$10,402,825	\$2,600,706	\$13,003,532
0.2200	Nantucket	\$513,190	\$128,297	\$641,487
3.9096	Northern Middlesex	\$9,119,851	\$2,279,963	\$11,399,813
4.5595	Old Colony	\$10,635,860	\$2,658,965	\$13,294,825
10.8100	Pioneer Valley	\$25,216,285	\$6,304,071	\$31,520,356
8.9601	Southeastern Mass	\$20,901,058	\$5,225,264	\$26,126,322
<b>Highway</b>		<b>\$399,030,924</b>	<b>\$89,474,889</b>	<b>\$488,505,813</b>
<b>Reliability</b>		<b>\$280,676,761</b>	<b>\$62,311,280</b>	<b>\$342,988,041</b>
	Interstate Pavement	\$38,473,514	\$4,274,835	\$42,748,349
	Non-Interstate Pavement	\$58,162,826	\$14,540,707	\$72,703,533
	Roadway Improvements	\$1,177,510	\$294,378	\$1,471,888
	Safety Improvements	\$25,000,000	\$3,735,632	\$28,735,632



# Program Target Report

## Program Activity: Highway

Federal Fiscal Year 2026		STIP: 2023 - 2027 (D)		
	Resiliency Improvements	\$10,744,336	\$2,686,084	\$13,430,420
	Bridge	\$147,118,575	\$36,779,644	\$183,898,219
	Bridge Inspections	\$14,320,000	\$3,580,000	\$17,900,000
	Bridge Systematic Maintenance	\$0	\$0	\$0
	Bridge On-system NHS	\$94,856,125	\$23,714,031	\$118,570,156
	Bridge On-system Non-NHS	\$0	\$0	\$0
	Bridge Off-system	\$37,942,450	\$9,485,613	\$47,428,063
<b>Modernization</b>		<b>\$85,854,163</b>	<b>\$19,038,609</b>	<b>\$104,892,772</b>
	ADA Retrofits	\$0	\$0	\$0
	Intersection Improvements	\$17,459,509	\$1,939,945	\$19,399,454
	Intelligent Transportation Systems	\$8,247,894	\$2,061,974	\$10,309,868
	Roadway Reconstruction	\$60,146,760	\$15,036,690	\$75,183,450
	Carbon Reduction	\$0	\$0	\$0
<b>Expansion</b>		<b>\$32,500,000</b>	<b>\$8,125,000</b>	<b>\$40,625,000</b>
	Bicycle and Pedestrian	\$32,500,000	\$8,125,000	\$40,625,000
	Capacity	\$0	\$0	\$0
<b>Grand Total Formula Funds</b>		<b>\$828,060,919</b>	<b>\$162,452,511</b>	<b>\$990,513,429</b>
<b>Difference from Funds Available</b>		<b>\$5,788,373</b>	<b>\$115,497,253</b>	<b>\$121,285,627</b>
<b>Highway (Non-Core)</b>		<b>\$234,653,429</b>	<b>\$50,216,250</b>	<b>\$284,869,679</b>
<b>Reliability</b>		<b>\$225,256,191</b>	<b>\$47,866,940</b>	<b>\$273,123,131</b>
	Bridge	\$225,256,191	\$47,866,941	\$273,123,132
	Bridge Systematic Maintenance NB	\$52,000,000	\$13,000,000	\$65,000,000
	Bridge On-System NHS NB	\$132,710,693	\$33,177,673	\$165,888,366
	Bridge On-system Non-NHS NB	\$6,757,069	\$1,689,267	\$8,446,336
	Bridge Off-system NB	\$33,788,429	\$0	\$33,788,429
<b>Modernization</b>		<b>\$9,397,238</b>	<b>\$2,349,310</b>	<b>\$11,746,548</b>
	Electric Vehicle Infrastructure	\$9,397,238	\$2,349,310	\$11,746,548
	Ferry Boat Program	\$0	\$0	\$0
<b>Grand Total + Non-Formula Programs</b>		<b>\$1,062,714,348</b>	<b>\$212,668,761</b>	<b>\$1,275,383,108</b>





# Program Target Report

## Program Activity: Highway

Federal Fiscal Year 2027

STIP: 2023 - 2027 (D)

		Federal Aid Funds	Matching Funds	FFY 2027 (Proposed) (Fed Aid + Match)
Balance Obligation Authority		\$799,527,245		
Planned Redistribution Request		\$50,000,000		
<b>Total Non-earmarked Funding Available</b>		<b>\$849,527,245</b>	<b>\$283,175,748</b>	<b>\$1,132,702,993</b>
<b>Planning/Adjustments/Pass-throughs</b>		<b>\$155,789,405</b>	<b>\$13,158,891</b>	<b>\$168,948,296</b>
GANS Repayment		\$100,000,000	\$0	\$100,000,000
Award Adjustments, Change Orders, etc.		\$15,411,805	\$3,657,491	\$19,069,296
Metropolitan Planning		\$11,552,321	\$2,888,080	\$14,440,401
State Planning & Research		\$23,315,205	\$5,828,801	\$29,144,006
Recreational Trails		\$1,194,736	\$298,684	\$1,493,420
Railroad Grade Crossings		\$0	\$0	\$0
SRTS Education		\$1,943,339	\$485,835	\$2,429,174
Railroad Crossings		\$2,371,999	\$0	\$2,371,999
<b>Regional Priorities</b>				
<b>Regional Share (%)</b>	<b>MPO</b>	<b>\$257,399,386</b>	<b>\$64,349,848</b>	<b>\$321,749,233</b>
3.5596	Berkshire Region	\$9,162,389	\$2,290,597	\$11,452,986
42.9671	Boston Region	\$110,597,052	\$27,649,263	\$138,246,315
4.5851	Cape Cod	\$11,802,019	\$2,950,505	\$14,752,524
8.6901	Central Mass	\$22,368,264	\$5,592,066	\$27,960,330
2.5397	Franklin Region	\$6,537,172	\$1,634,293	\$8,171,465
0.3100	Martha's Vineyard	\$797,938	\$199,485	\$997,423
4.4296	Merrimack Valley	\$11,401,763	\$2,850,441	\$14,252,204
4.4596	Montachusett	\$11,478,983	\$2,869,746	\$14,348,729
0.2200	Nantucket	\$566,279	\$141,570	\$707,848
3.9096	Northern Middlesex	\$10,063,286	\$2,515,822	\$12,579,108
4.5595	Old Colony	\$11,736,125	\$2,934,031	\$14,670,156
10.8100	Pioneer Valley	\$27,824,874	\$6,956,218	\$34,781,092
8.9601	Southeastern Mass	\$23,063,242	\$5,765,811	\$28,829,053
<b>Highway</b>		<b>\$414,264,087</b>	<b>\$93,283,179</b>	<b>\$507,547,266</b>
<b>Reliability</b>		<b>\$272,037,986</b>	<b>\$60,151,586</b>	<b>\$332,189,572</b>
	Interstate Pavement	\$38,473,514	\$4,274,835	\$42,748,349
	Non-Interstate Pavement	\$58,162,826	\$14,540,707	\$72,703,533
	Roadway Improvements	\$1,177,510	\$294,378	\$1,471,888
	Safety Improvements	\$25,000,000	\$3,735,632	\$28,735,632
	Resiliency Improvements	\$7,587,549	\$1,896,887	\$9,484,436





# Program Target Report

Program Activity: Highway

Federal Fiscal Year 2027		STIP: 2023 - 2027 (D)		
	Bridge	\$141,636,587	\$35,409,147	\$177,045,734
	Bridge Inspections	\$8,838,012	\$2,209,503	\$11,047,515
	Bridge Systematic Maintenance	\$0	\$0	\$0
	Bridge On-system NHS	\$94,856,125	\$23,714,031	\$118,570,156
	Bridge On-system Non-NHS	\$0	\$0	\$0
	Bridge Off-system	\$37,942,450	\$9,485,613	\$47,428,063
<b>Modernization</b>		<b>\$112,440,648</b>	<b>\$25,685,230</b>	<b>\$138,125,878</b>
	ADA Retrofits	\$1,750,000	\$437,500	\$2,187,500
	Intersection Improvements	\$17,459,509	\$1,939,945	\$19,399,454
	Intelligent Transportation Systems	\$8,247,894	\$2,061,974	\$10,309,868
	Roadway Reconstruction	\$84,983,245	\$21,245,811	\$106,229,056
	Carbon Reduction	\$0	\$0	\$0
<b>Expansion</b>		<b>\$29,785,453</b>	<b>\$7,446,363</b>	<b>\$37,231,816</b>
	Bicycle and Pedestrian	\$29,785,453	\$7,446,363	\$37,231,816
	Capacity	\$0	\$0	\$0
<b>Grand Total Formula Funds</b>		<b>\$827,452,878</b>	<b>\$170,791,918</b>	<b>\$998,244,795</b>
<b>Difference from Funds Available</b>		<b>\$22,074,367</b>	<b>\$112,383,830</b>	<b>\$134,458,198</b>
<b>Highway (Non-Core)</b>		<b>\$234,653,429</b>	<b>\$50,216,250</b>	<b>\$284,869,679</b>
<b>Reliability</b>		<b>\$225,256,191</b>	<b>\$47,866,940</b>	<b>\$273,123,131</b>
	Bridge	\$225,256,191	\$47,866,941	\$273,123,132
	Bridge Systematic Maintenance NB	\$56,000,000	\$14,000,000	\$70,000,000
	Bridge On-System NHS NB	\$128,710,693	\$32,177,673	\$160,888,366
	Bridge On-system Non-NHS NB	\$6,757,069	\$1,689,267	\$8,446,336
	Bridge Off-system NB	\$33,788,429	\$0	\$33,788,429
<b>Modernization</b>		<b>\$9,397,238</b>	<b>\$2,349,310</b>	<b>\$11,746,548</b>
	Electric Vehicle Infrastructure	\$9,397,238	\$2,349,310	\$11,746,548
	Ferry Boat Program	\$0	\$0	\$0
<b>Grand Total + Non-Formula Programs</b>		<b>\$1,062,106,307</b>	<b>\$221,008,168</b>	<b>\$1,283,114,474</b>

## Transit funding overview

The Federal Transit Administration (FTA) provides financial assistance to develop new transit systems and improve, maintain, and operate existing systems. FTA funds are provided directly to the MBTA and Regional Transit Authorities (RTAs) throughout the Commonwealth. The federal funding sources are presented below:

### **Urbanized Area Formula Grant - Section 5307**

Section 5307 program funds are used for public transportation capital and operating assistance and for transportation-related planning. Eligible activities include planning, engineering design, capital investments in bus and bus-related activities, crime prevention and security equipment, construction of maintenance and passenger facilities, and capital investments in new and existing fixed guideway systems including rolling stock, the overhaul and rebuilding of vehicles, track, signals, communications, and computer hardware and software.

### **Fixed-Guideway Capital Investment Grants – Section 5309**

Section 5309 provides grants for new and expanded rail, bus rapid transit, and ferry systems that reflect local priorities to improve transportation options in key corridors. This program includes a category known as core capacity projects, which expand capacity by at least 10% in existing fixed-guideway transit corridors that are already at or above capacity today, or are expected to be at or above capacity within five years.

### **Enhanced Mobility of Seniors and Individuals with Disabilities - Section 5310**

Section 5310 program funds are used to improve mobility for seniors and individuals with disabilities. FTA provides financial assistance for transportation services that are planned, designed, and carried out to meet the special transportation needs of elderly individuals and individuals with disabilities in all areas—urban, small urban, and rural.

MassDOT administers the Section 5310 program through a single application process that includes Section 5310, 5339 and the Commonwealth-funded Mobility Assistance Program (MAP). A committee advises MassDOT by reviewing and scoring applications for funding under 5310 and MAP. Once applicants are selected, MassDOT develops the program of projects and submits the Section 5310 applications to FTA.

### **Formula Grant for Rural Areas - Section 5311**

Section 5311 program funds are used to enhance access for people in non-urbanized areas to health care, shopping, education, employment, public services, and recreation. They are also used to assist in the maintenance, development, improvement, and use of public transportation systems in non-urbanized areas.

### **State of Good Repair Grants - Section 5337**

Section 5337 is a formula-based State of Good Repair program dedicated to repairing and upgrading the nation's rail transit systems along with high-

intensity motor bus systems that use high-occupancy vehicle lanes, including bus rapid transit (BRT).

### **Bus and Bus Facilities - Section 5339**

Section 5339 program funds are used to rehabilitate, replace, and purchase buses and related equipment as well as construction of bus-related facilities.

In addition, the Commonwealth and local entities provide the required match to federal funds from the following sources:

### **Regional Transit Authority Capital Assistance – RTACAP**

RTACAP involves state funding primarily used for RTA capital projects, including matching funds for federally-funded projects.

### **Mobility Assistance Program - MAP**

MAP funds are state capital dollars provided to transit agencies, Councils on Aging, and private non-profits for the purchase of vehicles to be used in the provision of transportation services to the elderly and persons with disabilities. MAP is administered by MassDOT under the Section 5310 program through an application process (see above).

### **State Contract Assistance - SCA**

SCA funds are state operating assistance for transit, provided through the Commonwealth Transportation Fund (CTF) and the Massachusetts Transportation Trust Fund (MTTF). These funds are used for operating expenditures through contracts between the RTAs and MassDOT's Rail and Transit Division.

### **Transportation Development Credits - TDC**

FHWA and FTA allow states to substitute certain previously financed toll investments for state matching funds that are required for federal projects. This permits states to use TDCs, commonly known as Toll Credits, to match federal funds.

### **Local Funds**

These funds include any local contributions to transit operations.

Transit provider	2023-2027 total funding programmed:
Berkshire Regional Transit Authority	\$4,907,211
Brockton Area Transit	\$30,400,000
Cape Ann Transit Authority	\$6,161,250
Cape Cod Regional Transit Authority	\$76,090,069
Franklin Regional Transit Authority	\$5,323,750
Greater Attleboro-Taunton Regional Transit Authority	\$53,049,617
Lowell Regional Transit Authority	\$95,575,237
Massachusetts Bay Transportation Authority	\$3,987,120,482
Merrimack Valley Regional Transit Authority	\$87,852,565
MetroWest Regional Transit Authority	\$47,954,980
Montachusett Regional Transit Authority	\$25,352,020
Nantucket Regional Transit Authority	\$8,979,480
Pioneer Valley Regional Transit Authority	\$194,079,246
Southeastern Regional Transit Authority	\$57,547,862
Vineyard Transit Authority	\$25,995,000
Worcester Regional Transit Authority	\$125,969,970
MassDOT	\$169,870,735
<b>Total</b>	<b>\$5,002,292,474</b>

*Note: Total funding programmed includes federal, state and local sources*

## Programming the STIP

### How is a TIP developed?

Development of a TIP is a cooperative effort among MPO members, communities, and elected officials. MPO staff and MassDOT jointly manage the roadway, bridge and intermodal portion of the TIP. The Office of Transportation Planning (OTP) and the MassDOT Highway Division District Offices generally represent the MassDOT Secretary & CEO and the MassDOT Highway Division Administrator during the development of the TIP. The Chief Engineer, Highway Engineering, Right of Way, and Environmental departments participate in the development of each regional TIP through the annual “TIP Readiness Days” in which recommendations are made to each MPO’s staff concerning proposed investments.

As projects progress through the development process, funding must be identified in order for them to be constructed. MassDOT and our MPO partners utilize an evaluation process to consider the merits of each project. MPOs use established Transportation Evaluation Criteria to score projects, while MassDOT utilizes asset management systems for reliability projects and an evaluation system which was established in 2016. This evaluation system is multimodal and was developed by the Project Selection Advisory Council which was established by the Legislature. After evaluation, MPOs convene to choose projects for their respective regional TIPs. Stakeholders are encouraged to participate in the

project prioritization process, as well as, community-based organizations and social service agencies, to ensure that the views and opinions of all transportation users are considered in the decision-making process.

The TIP development process begins with a public announcement and solicitation of investments from community partners to be recommended for TIP programming. Based on the scoring of projects and public input, each MPO and MassDOT develop a preliminary proposal of highway investments to be funded. For transit, each RTA works with MPO staff and MassDOT to develop a preliminary proposal for transit projects to be funded. The boards for each respective MPO comments on these proposals; makes changes as needed; and votes to release the proposals for a twenty-one day public comment period. During this time, the TIP is reviewed by each MPO's advisory committee which provides feedback. Finally, each MPO meets to formally endorse its TIP.

### **How does MassDOT involve the public?**

Since the STIP is a compilation of regional TIPs – containing both state and regional projects – MassDOT utilizes the public outreach programs of each of the MPOs to gain feedback and hear regional perspectives. Once the STIP is assembled, a draft version is published on MassDOT's website:

<https://www.mass.gov/service-details/state-transportation-improvement-program-stip> and MPOs are requested to inform their stakeholders of the opportunity to comment. The STIP webpage provides an option for members of the public to sign up for notifications of changes to the STIP, which is an important resource for the Commonwealth's residents to remain informed and up to date on



transportation projects throughout the Commonwealth. After the close of a 21-day comment period, MassDOT summarizes and considers all comments received, and includes the comments received in the Appendix of the STIP.

### **How are projects added or removed from the STIP?**

The STIP is a “living” document and is likely to be modified by MPOs to their respective TIPs during the course of the year. Modifications require formal MPO endorsement, including a public comment period for a TIP “amendment,” a process that can take up to twelve weeks due to monthly meeting schedules and federal approval. In some cases, however, the change can be accomplished through a TIP “adjustment,” with MPO member consensus. MPO staff advise on which procedure is needed based on each MPO’s bylaws. Once an adjustment or amendment occurs on a regional TIP, it is transmitted to MassDOT to adjust or amend the STIP. Following STIP modification, MassDOT requests approval from our federal partners. Should MassDOT need to amend the STIP for investments that do not appear on a regional TIP, a public comment period is commenced for twenty one days, and the amendment is posted to the MassDOT STIP webpage. For more information on MassDOT’s STIP amendment and adjustment procedures, please see Appendix B.

To be notified about STIP amendments, please sign-up through the STIP webpage located at: <https://www.mass.gov/service-details/state-transportation-improvement-program-stip>.

## Federal Emphasis Areas

### Performance-Based Planning

Performance-based planning refers to the process of tracking progress toward achieving critical transportation goals, including safety, the condition of both roadway and transit infrastructure, travel time reliability, and congestion, among others. The establishment of performance targets helps MassDOT make strategic decisions and identify the most crucial transportation needs in Massachusetts.

The transition to performance-based planning was established under MAP-21 and is continued under the current federal transportation authorization, “Fixing America’s Surface Transportation” (FAST Act). Since the passage of the FAST Act in 2015, the Federal Highway Administration (FHWA) has published several rules in the Federal Register related to the National Performance Management Measure Regulations, which assess the performance of federal funding programs and the planning process. Additionally, the Federal Transit Administration (FTA) has developed rules to establish a systematic process for tracking and improving both public transportation capital assets and transit safety. These rules establish a set of performance measures for state DOTs and MPOs to adhere to.

MassDOT, through OTP and the Office of Performance Management and Innovation (OPMI), works with a sub-committee of representatives from the

Transportation Manager's Group (TMG) on the implementation of performance-based planning. TMG includes representatives from each of the RPAs in the Commonwealth who convene regularly to discuss pertinent transportation planning topics. This meeting is attended by OTP, FHWA, and FTA. The TMG sub-committee facilitated the development and adoption of the Commonwealth's "Performance Based Planning and Programming Agreement" by and among MassDOT, the MPOs, TPOs and RTAs in the Commonwealth. Sub-committee coordination also facilitated adoption of MassDOT's safety measures (PM1) by all MPOs in February 2018, 2019, 2020 2021, and 2022.

Sub-committee work also aided with the establishment of measures addressing pavement and bridge condition (PM2) and system performance targets (PM3), which were submitted as part of MassDOT's baseline federal reporting on October 1, 2018 and subsequently adopted by the MPOs by November 30, 2018. MassDOT's mid-performance period report to FHWA was submitted in September 2020, with slight modifications to PM3 measures. A more detailed description of how each measure was set is outlined in the sections below.

## Planning Emphasis Areas (PEA)

In 2021, FHWA and FTA jointly issued an updated Planning Emphasis Areas. This includes eight areas that are intended to guide the development of the STIP. It encourages states and MPOs to focus on climate and clean energy, equity, complete streets, public involvement, Department of Defense coordination, Federal Land Management Agency coordination, planning and environmental linkages, and data sharing in the transportation planning process.

In addition to Federal performance targets, MassDOT develops an annual performance management report entitled Tracker containing performance targets developed at the state level. The [2021 Tracker Report](#) summarizes MassDOT's performance for Fiscal Year 2021 (July 2020 through June 2021). Performance is reported for MassDOT's four operational divisions: Highway, Aeronautics, Registry of Motor Vehicles, Rail & Transit, and the MBTA. MassDOT uses the data and performance targets within this report to make strategic decisions and to size funding programs for the Capital Investment Plan (CIP) for its four operational divisions: Highway, Aeronautics, Registry of Motor Vehicles, Rail & Transit, as well as for the MBTA.

The national performance goals for the Federal highway programs are as follows:



**Safety**

- To achieve a significant reduction in traffic fatalities and serious injuries on all public roads.



**Infrastructure condition**

- To maintain the highway infrastructure asset system in a state of good repair



**Congestion reduction**

- To achieve a significant reduction in congestion on the National Highway System



**System reliability**

- To improve the efficiency of the surface transportation system



**Freight movement and economic vitality**

- To improve the national freight network, strengthen the ability of rural communities to access national and international trade markets, and support regional economic development



**Environmental sustainability**

- To enhance the performance of the transportation system while protecting and enhancing the natural environment



**Reduced project delivery delays**

- To reduce project costs, promote jobs and the economy, and expedite the movement of people and goods by accelerating project completion by eliminating delays in the project development and delivery process, including reducing regulatory burdens and improving agencies' work practices

The

Federal Highway Administration's (FHWA) Performance Measures (PM)

established under MAP-21 and continued under the FAST Act are described below:

<b>FHWA Performance Measures</b>	<b>Targets</b>	<b>Next Target Setting Deadline (MassDOT)</b>
<b>Safety (PM1)</b>	-Serious Injuries/Fatalities by Calendar Year, (five year rolling averages and rates per 100m VMT)	<i>Established August 30, 2017</i>  Updated February 28, 2022  Interval: Each Calendar Year
<b>NHS Bridge and Pavement Condition (PM2)</b>	-% pavement lane miles, % bridge deck in good and poor condition	<i>Established May 20, 2018</i>  Mid-Performance Period Reporting Deadline:* October 1, 2022  Interval: 2 and 4 yrs.
<b>CMAQ and Freight (PM3)</b>	-truck travel time reliability (TTTR) and level of travel time reliability (LOTTR) -peak hour excessive delay (PHED) by Urbanized Zone Area (UZA) -% non SOV travel by UZA -air pollutant emissions	<i>Established May 20, 2018</i>  Mid-Performance Period Reporting Deadline: October 1, 2022  Interval: 2 and 4 yrs.

\*MassDOT maintained originally established PM2 targets, and updated within the mid-performance period progress report which was due by October 1, 2020.

## Safety Performance Measures (PM1)

In all safety categories, MassDOT has established a long-term target of “Toward Zero Deaths” consistent with FHWA goals and MassDOT’s Tracker Report. MassDOT will be establishing safety targets for MPOs to consider for adoption each calendar year. While MPOs are not required by FHWA to report on annual safety performance targets, FHWA guidelines require MPOs to adopt MassDOT’s annual targets or perennially establish their own.

The safety measures that MassDOT established for calendar year (CY) 2022, and adopted by all thirteen (13) MPOs in February 2022, are as follows:

- 1) **Fatalities:** The target number of fatalities for CY 2022 is 340, down from an average of 344 for 2017-2021.
- 2) **Rate of Fatalities per 100 million VMT:** The target fatality rate for CY 2022 is 0.56, level from a 0.56 average for years 2017–2021.
- 3) **Serious Injuries:** The target number of incapacitating injuries for CY 2022 is 2,504, down from the average of 2,642 for years 2016–2020.
- 4) **Rate of Serious Injuries per 100 million VMT:** The incapacitating injury rate target for CY 2022 is 4.11 per year, down from the 4.28 average rate for years 2017–2021.
- 5) **Total Number of Combined Serious Injuries and Fatalities for Non-Motorized Modes:** The CY 2022 target number of fatalities and incapacitating injuries for non-motorists is 471 per year, down from the average of 475 for years 2017-2021.

In January 2019, MassDOT updated its [Strategic Highway Safety Plan](#), which provides a new framework for reducing fatalities and serious injuries on the

state's surface transportation network and assists in identifying emphasis areas to address safety concerns. MassDOT is currently updating its next iteration of the Strategic Highway Safety Plan and plans to finalize this update in 2022 or 2023.

Moving forward, MassDOT, in coordination with the MPOs, is actively seeking to improve data collection and methodology for bicycle and pedestrian vehicle miles traveled (VMT) counts, and to continue analyzing crash clusters and counts that include both motorized and non-motorized modes in order to address safety issues at these locations. Part of the effort to mitigate safety concerns at conflict points includes coordination with our regional partners on MassDOT's [Statewide Bicycle Plan](#) and [Statewide Pedestrian Plan](#), which are now complete. A pilot project for a bicycle and pedestrian counting program was completed in 2022 that will inform a permanent counting program. The effective utilization of Streetlight traffic counting data complimented ongoing efforts to refine existing methodologies for effective project implementation. MassDOT's Bicycle Facility Inventory is also updated weekly, helping to inform data performance measures related to both Statewide Bicycle and Pedestrian Transportation Plans. These updates have laid the foundation for an improved public-facing statewide map detailing all bicycle and pedestrian projects funded for construction and under construction.



## *Safety Investments*

As an impact of the COVID-19 pandemic, the increase in pedestrian activity and a willingness to share street space to improve business and commerce remains steady along with renewed commitments to green and open spaces in our communities. MassDOT, the MPOs and our municipal partners have continued investing in “Complete Streets,” bicycle and pedestrian, intersection and safety improvements in both the Capital Investment Plan (CIP) and Statewide Transportation Improvement Program (STIP) that address increasing mode share while incorporating safety mitigation elements into projects. In the FFY 2023-2027 STIP there is approximately \$256.1 million in Highway Safety Improvement Program (HSIP) investments that have been identified. Although a portion of HSIP funding is programmed within MassDOT’s Safety Improvements program, much of it is dispersed across the Intersection Improvements and Roadway Reconstruction programs as well. Additionally, MPOs fund HSIP projects using their regional target funding.

The table below displays the total amount of HSIP funding programmed within each year of the STIP. Consistent with federal guidance on using HSIP funding to advance the goal areas identified in PM1 within the Safety Performance Measures Final Rule, MassDOT is committed to programming the annual HSIP apportionment to the extent practicable. However, it is important to note that the HSIP funding which is programmed is limited to annual obligation authority and available carryover balances, and for this reason the funding programmed may be greater than or less than the specific apportionment.

<b>Year</b>	<b>Highway Safety Improvement Program (HSIP) Apportionment</b>	<b>HSIP Funding Programmed</b>
<b>2023</b>	\$36,862,866	\$47,542,542
<b>2024</b>	\$37,631,626	\$57,409,973
<b>2025</b>	\$38,416,418	\$50,336,596
<b>2026</b>	\$39,223,163	\$56,712,007
<b>2027</b>	\$40,046,850	\$44,106,115
<b>Total</b>	<b>\$192,180,923</b>	<b>\$256,107,233</b>

## Highlighted HSIP projects, FFY 2023-2027

### 2023

- **608565 - Springfield: Improvements on St. James Avenue at St. James Boulevard and Carew Street (\$6,766,702)**  
This project is a top 200 crash cluster in the HSIP program and will include safety improvements at the project description location.

### 2024

- **608572 - Dartmouth to Raynham: Guide and Traffic Sign Replacement on Section of I-195 and I-495 (\$7,603,024)**  
This project will replace and update the guide and traffic signs on I-195 and I-495, including intersecting roadways, from Faunce Corner Road in Dartmouth and Route 24 in Raynham.

### 2025

- **608563 - Swansea: Improvements on Route 6 at Gardners Neck Road (\$4,325,497)**  
Work on this project will consist of traffic signal upgrades, geometric improvements, improved bicycle and pedestrian accessibility, signs, and pavement markings to address safety concerns at high crash locations.

### 2026

- **608990 - Worcester: Intersection Improvements and Resurfacing on Chandler Street, from Main Street to Queen Street (\$4,163,080)**  
This project includes roadway resurfacing, traffic signal reconstruction, and bicycle and pedestrian improvements. Related work involved an adaptive signal control system, sidewalk reconstruction, granite curbing, and improved signage and pavement markings.

### 2027

- **611969 - Everett: Intersection Improvements on Route 16 (\$13,248,000)**  
This project will include signal upgrades and/or reconstruction to improve motor-vehicle safety along several intersections of Route 16 (Revere Beach Parkway).

## Bridge & Pavement Performance Measures (PM2)

In May 2018, MassDOT adopted statewide targets for pavement and bridge conditions. In setting these targets, MassDOT followed FHWA guidelines by measuring bridge and pavement condition using the 9-point National Bridge Inventory Standards (NBIS); the International Roughness Index (IRI); the presence of pavement rutting; and the presence of pavement cracking. Two-year and four-year targets were set for six individual performance measures: percent of bridges in good condition; percent of bridges in poor condition; percent of Interstate pavement in good condition; percent of Interstate pavement in poor condition; percent of non-Interstate pavement in good condition; and percent of non-Interstate pavement in poor condition. All of the above performance measures are tracked in greater detail in MassDOT's [Transportation Asset Management Plan \(TAMP\)](#). The TAMP is a risk-based asset management plan with a 10-year planning horizon with respect to all of the bridges and pavement that are in the National Highway System (NHS).

Targets for bridge-related performance measures were determined by identifying which bridge projects are programmed and projecting at what rate bridge conditions deteriorate. The bridge-related performance measures focus on the percentage of deck area rather than the total number of bridges.

Targets for pavement-related performance measures were based on a single year of data collection, and were set to remain constant under guidance from FHWA. These measures were revisited at the 2-year mark (2020) utilizing three

years of data for more informed target setting, and MassDOT chose to keep the targets set in 2018.

MassDOT continues to measure pavement quality and to set statewide short-term and long-term targets in Tracker using the Pavement Serviceability Index (PSI), which differs from IRI. These measures and targets are used in conjunction with federal measures to inform program sizing and project selection.

<b>Performance Measure</b>	<b>Baseline (2017)</b>	<b>2-year target (2020)</b>	<b>4-year target (2022)</b>
<b>Bridges in good condition</b>	15.22%	15%	16%
<b>Bridges in poor condition</b>	12.37%	13%	12%
<b>Interstate Pavement in good condition</b>	74.2%	70%	70%
<b>Interstate Pavement in poor condition</b>	0.1%	4%	4%
<b>Non-Interstate Pavement in good condition</b>	32.9%	30%	30%
<b>Non-Interstate Pavement in poor condition</b>	31.4%	30%	30%

### *Bridge and Pavement Investments*

To maintain the existing transportation system and to contribute to achieving the targets identified above, MassDOT's Highway Division invests a significant amount of funding to improve the reliability of the overall roadway network - mainly by improving bridge and pavement conditions. The Bridge Formula Program within the Bipartisan Infrastructure Law (BIL) is apportioned based on each state's relative cost to preserve/rehabilitate poor and fair bridges, and MassDOT received the 6<sup>th</sup> largest state share, indicative of the Commonwealth's needs. These funds (federal aid + match), along with NHPP funding (federal aid + match), will be used for much needed replacement/rehabilitation of deficient structures, and give MassDOT the ability to adequately finance a maintenance and preservation strategy for bridges and pavement. The table below displays the total amount of NHPP funding programmed (federal aid + match) within MassDOT's Interstate and non-Interstate Pavement Programs; NHPP-on System funding programmed within MassDOT's Bridge Program; and Bridge Formula Program funding programmed in each year of the STIP.

<b>Year</b>	<b><i>NHPP – Interstate Pavement Program</i></b>	<b><i>NHPP – Non- Interstate Pavement Program</i></b>	<b><i>NHPP - On System Bridge Program</i></b>	<b><i>HIP – Bridge Formula Program</i></b>
<b>2023</b>	\$53,678,861	\$78,077,574	\$117,440,694	\$159,918,164
<b>2024</b>	\$44,399,029	\$73,483,285	\$118,570,156	\$314,973,963
<b>2025</b>	\$43,168,907	\$73,833,083	\$118,570,156	\$161,743,268
<b>2026</b>	\$43,426,566	\$72,828,429	\$118,570,156	\$327,568,873
<b>2027</b>	\$43,471,487	\$72,375,777	\$118,570,156	\$231,761,743
<b>Total</b>	<b>\$228,144,850</b>	<b>\$370,598,148</b>	<b>\$591,721,318</b>	<b>\$1,195,966,011</b>

## Reliability, Congestion, & Emissions Performance Measures (PM3)

### *Travel Time Reliability Performance Measures*

PM3 contains two performance measures related to reliability: Level of Travel Time Reliability (LOTTR) and Truck Travel Time Reliability (TTTR). LOTTR indicates the consistency or dependability of travel times on both Interstate and non-Interstate roadways and accounts for traffic incidents and unexpected delays. Per FHWA requirements, these measures are calculated through the ratio between the 80<sup>th</sup> percentile and the 50<sup>th</sup> percentile travel times along a given roadway segment at four time periods (morning peak, mid-day, evening peak, and weekend average). If the ratio between the 80<sup>th</sup> and 50<sup>th</sup> percentiles along a given segment is less than 1.50 at all four periods, that segment is “reliable” under the regulations.

TTTR is similar to LOTTR, but does have several differences: 1) it is the ratio between the 95<sup>th</sup> and 50<sup>th</sup> percentile travel times, 2) applies only to the Interstate system, and 3) is reported as a single index statewide. FHWA requires TTTR to be measured separately from LOTTR to consider factors that are unique to the freight industry, such as the use of the system during all hours of the day and the need to factor in more extreme impacts to the system due to on-time arrival needs.

MassDOT follows FHWA regulations in measuring Level of Travel Time Reliability (LOTTR) on both the Interstate and non-Interstate NHS as well as Truck Travel Time Reliability (TTTR) on the Interstate system using the National Performance Management Research Dataset (NPMRDS) provided by FHWA. As



this data set has but one year of consistent data, FHWA guidance has been to set conservative targets and to adjust future targets once more data becomes available. To that end, MassDOT's reliability performance targets are set to remain the same.

Measure	Baseline (2017)	2-year (2020)	4-year (2022)
<b>Non-Interstate Level of Travel Time Reliability (LOTTR)</b>	80%	80%	80%
<b>Interstate LOTTR</b>	68%	68%	68%
<b>Truck Travel Time Reliability (TTTR)</b>	1.85	1.85	1.85

### *Congestion Performance Measures*

The two performance measures that FHWA classifies as considering congestion are peak hour excessive delay (PHED) and the percentage of non-single occupancy vehicle (SOV) travel. It is important to note that these measures are reported at the Urbanized Area (UZA) level for all UZAs with greater than 1 million inhabitants. For the Commonwealth, this measure currently only applies to the Boston UZA, which includes the Boston, Central Mass, Merrimack Valley, Montachusett, Northern Middlesex, Old Colony and Southeastern Mass MPOs and extends into New Hampshire and Rhode Island. Collectively, the states and MPOs serving the Boston UZA must agree on a single UZA-wide target.

The PHED measure refers to the annual hours of excessive delay per capita. The threshold for excessive delay is based on travel time on the National Highway System (NHS) at a speed of 20 miles per hour or 60% of the posted speed limit travel time, whichever is greater, and it is measured in 15-minute intervals. Although FHWA requires the morning peak travel hours to be defined as 6:00 – 10:00 am Eastern Standard Time (EST) for PHED, they provide state DOTs flexibility for reporting afternoon travel hours. Consistent with reporting guidelines, MassDOT chose to use 3:00 to 7:00 pm EST as the afternoon travel hour range since it was determined that this range experiences the highest amount of delay on the NHS. There is no comparable historical data for this performance measure, so the two- and four-year targets have been set to the current level of PHED and will be reevaluated in two years.

Non-SOV travel is defined as the percentage of individuals within the Boston UZA who commute to work using a mode of transportation other than a single occupancy vehicle, including carpool, van, public transportation, commuter rail, walking, bicycling, and telecommuting. MassDOT chose to track this performance measure using the American Community Survey (ACS) Journey to Work data from the U.S. Census Bureau. For the Boston UZA, the proportion of commuting by non-SOV has been steadily increasing, and the adopted targets reflect a conservative acceleration of that increase.

Measure	Current (2017)	2-year (2020)	4-year (2022)
<b>Peak Hour Excessive Delay (PHED) in the Boston UZA</b>	18.31	18.31	18.31
<b>% non-SOV Travel in the Boston UZA)</b>	33.6% (2016)	34.5%	35.82%

### *Emissions Reductions*

The emissions reduction performance measure requires MassDOT to assess the Congestion Mitigation and Air Quality (CMAQ) Program by measuring reductions in on-road mobile source emissions. Emission reduction targets are based on the 2- and 4-year totals of emissions reductions in kilograms per day in air quality maintenance or non-attainment areas for funded projects via the CMAQ program. In the Commonwealth, these areas are the cities of Lowell, Springfield, Waltham, and Worcester, and the Town of Oak Bluffs.

Measure	Current (2017)	2-year (2020)	4-year (2022)
<b>Emissions Reductions</b>	Baseline (FFY 14–17)	1,622 CO 497.9 Ozone	TBD CO (Springfield) 1.1 Ozone

## *CMAQ Investments*

Improving travel time reliability, reducing emissions, and limiting congestion all require multifaceted solutions that involve more than just capital investments in the transportation system. That said, within the FFY 2023 – 2027 STIP, MassDOT has identified a number of strategic investments funded with CMAQ to help meet our goals. These investments, which are all expected to increase non-SOV travel and substantially reduce emissions, thereby contribute to achieving PM3 goal areas, and they are highlighted within the graphic below. Additionally, the table below displays the total amount of CMAQ funding programmed within each year of the STIP. While MassDOT is committed to programming the annual CMAQ apportionment to the extent practicable it is important to note that the CMAQ funding programmed is limited to annual obligation authority and available carryover balances, which is why sometimes the funding programmed may be greater than or less than the apportionment.

<b>Year</b>	<b>CMAQ Apportionment</b>	<b>CMAQ Funding Programmed</b>
<b>2023</b>	\$69,907,193	\$71,427,395
<b>2024</b>	\$71,365,078	\$59,804,306
<b>2025</b>	\$72,853,368	\$51,264,038
<b>2026</b>	\$74,383,288	\$48,846,758
<b>2027</b>	\$75,945,337	\$46,174,051
<b>Total</b>	<b>\$344,454,264</b>	<b>\$277,516,548</b>

## Highlighted CMAQ projects, FFY 2023-2027

### 2023

- **609067 - Barnstable: Construction of a Shared Use Path along Bearses Way** (\$1,995,386)

This project will construct a new shared-use path on the west side of Bearse's Way, from the DPW south drive to Pitcher's Way, a distance of approximately 0.72 miles.

### 2024

- **607541 - Georgetown / Boxford: Border to Boston Trail** (\$2,520,436)

This project extends the Border to Boston Shared Use Path from Georgetown Road in Boxford north to West Main Street (Route 97) in Georgetown, a distance of approximately 2.4 miles.

### 2025

- **608413 - Northampton: Rocky Hill Greenway Multi-Use Trail** (\$1,850,176)

This project consists of the construction of 0.4 miles of multi-use path trail starting at the Manhan Rail Train traveling north to Rock Hill Road. The project will also include the construction of parking, trail heads, and the installation of wood safety rail, safety signage, and pavement markings.

### 2026

- **607329 - Wakefield / Lynnfield: Rail Trail Extension** (\$12,360,675)

This project extends the rail trail from Galvin Middle School in Wakefield north to the Lynnfield/Peabody Town Line, a distance of approximately 4.4 miles, and will connect Peabody to the regional Border to Boston Trail.

### 2027

- **606890 - Adams / North Adams: Ahuwillticook Rail Trail Extension** (\$8,895,200)

This project extends the Rail Trail from Lime Street in Adams to Hodges Cross Road (Route 8A) in North Adams, a distance of approximately 1.8 miles.

## Transit Performance Measures

### *Transit Asset Management (TAM)*

Transit Asset Management (TAM) is a performance-based planning approach that uses transit asset condition to guide the optimal prioritization of funding for public transportation capital assets. In line with provisions within the FAST Act, in 2016, FTA published the TAM Final Rule 49 USC 625 to help achieve a state of good repair (SGR) for public transit assets on a national basis. The following measures were established under the TAM Final Rule.

FTA Asset Categories	Performance Measures	Measure Type
<b>Rolling Stock</b>	The percentage of revenue vehicles (by type) that exceed the useful life benchmark (ULB)	Age-based
<b>Equipment</b>	The percentage of non-revenue service vehicles (by type) that exceed the ULB	Age-based
<b>Facilities</b>	The percentage of facilities (by group) that are rated less than 3.0 on the Transit Economic Requirements Model (TERM) Scale.	Condition-based
<b>Infrastructure</b>	The percentage of track segments (by mode) that have performance restrictions. Track segments are measured to the nearest 0.01 of a mile	Performance-based

Throughout 2018, MassDOT's Rail and Transit Division worked with Massachusetts' fifteen Regional Transit Authority (RTA) partners and the MBTA to incorporate these performance measures into each agency's Transit Asset Management (TAM) Plans. The RTAs utilized baseline levels from historical data and planned capital investments to set initial TAM targets. Fourteen out of fifteen RTAs have established their own TAM Plans, with one, the Franklin Regional Transit Authority, opting in to MassDOT's Tier II TAM Plan that is described below. The transit targets identified within these plans have been incorporated into each respective region's Transportation Improvement Program (TIP). Performance measure target setting exercises are ongoing in coordination with MassDOT's Rail and Transit Division and MPO boards and will be revised based on projected capital investments.

Additionally, in December 2018, MassDOT's Rail & Transit Division completed its group TAM Plan, establishing targets for public transportation providers that own, operate, or manage a fleet of fewer than 100 vehicles and are known as Tier II providers. The following organizations are included in the MassDOT TAM Plan: Fall River Council on Aging; Franklin Regional Transit Authority; Kennedy Donovan Center, Inc.; Mashpee Wampanoag Tribe; Northeast Independent Living Center, Inc.; Sharon Council on Aging / Town of Sharon; Stoneham Council on Aging / Town of Stoneham; Town of Reading; and the Town of Swansea.

Elements of the TAM Plan include an inventory, condition assessment, and performance targets for capital assets (e.g. buses, vans, other vehicles, and facilities) for the participants in the plan. The table below summarizes the



performance targets that were established within MassDOT's TAM Plan for Tier II providers.

Asset Category - Performance Measure	FTA Asset Class	2021 Target	2022 Target
<b>Revenue Vehicles</b>			
Age - % of revenue vehicles within a particular asset class that have met or exceeded their Useful Life Benchmark (ULB)	BU - Bus	10%	0%
	Cu - Cutaway	16%	0%
	MB - Minibus	10%	0%
	VN - Van	10%	0%
<b>Equipment</b>			
Age - % of vehicles that have met or exceeded their Useful Life Benchmark (ULB)	Non-Revenue / Service Automobiles	33%	66%
	Trucks & Other Rubber Tire Vehicles	10%	85%
<b>Facilities</b>			
Condition - % of facilities with a condition rating below 3.0 on the FTA Term Scale	Administrative / Passenger Facility	0%	0%
	Maintenance Facility	100%	100%

*Transit Safety*

In July 2018, FTA published the Public Transportation Agency Safety Plan (PTASP) Final Rule. This requires certain public transportation operators that receive federal funds under FTA's Urbanized Area Formula Grants to develop safety plans that include the processes and procedures to implement Safety Management Systems (SMS). The PTASP rule became effective July 19, 2019 and all applicable transit providers were required to have PTASPs in place by December 31, 2020. Applicable RTA boards have adopted these targets, and relevant MPOs have incorporated into their respective TIPs.

MassDOT's Rail & Transit Division is responsible for developing PTASPs for all public transportation providers that operate fewer than 100 vehicles in peak revenue service, with the exception of public transportation operators that receive funding solely under Sections 5310 and/or 5311, which are exempt. However, public transportation operators with fewer than 100 vehicles in peak revenue service may opt out of the state-developed PTASP and develop their own plan if they choose to do so.

MassDOT's Rail & Transit Division recruited the assistance of a team of consultants to develop seven individual Agency Safety Plans for the following Regional Transit Authorities:

- Berkshire Regional Transit authority (BRTA)
- Brockton Area Transit Authority (BAT)
- Cape Ann Transit Authority (CATA)
- Greater Attleboro-Taunton Regional Transit Authority (GATRA)
- Lowell Regional Transit Authority (LRTA)
- Southeastern Regional Transit Authority (SRTA)
- Worcester Regional Transit Authority (WRTA)

The Agency Safety Plans were completed prior to the May 31, 2020 deadline, and RTAs presented them to their respective Boards for approval between May and June of 2020.

Each PTASP must include the performance measures and Safety Management System (SMS) elements listed in the table below. In addition, PTASPs are required to include the following: approval by public transportation agencies' accountable executive and board of directors; an employee reporting program; criteria to address all applicable requirements; and standards set forth in FTA's Public Transportation Safety Program and the National Public Transportation Safety Plan (NSP); and a process and timeline for conducting an annual review and update of the safety plan.

PTASP Components	Specific Elements	Description
	Fatalities	<ul style="list-style-type: none"><li>• Total number of reportable fatalities</li><li>• Rate per total vehicle revenue miles by mode</li></ul>

<b>Performance Measures</b>	Injuries	<ul style="list-style-type: none"> <li>• Total number of reportable injuries</li> <li>• Rate per total vehicle revenue miles by mode</li> </ul>
	Safety Events	<ul style="list-style-type: none"> <li>• Total number of reportable events</li> <li>• Rate per total vehicle revenue miles by mode</li> </ul>
	System Reliability (State of Good Repair)	<ul style="list-style-type: none"> <li>• Mean distance between major mechanical failures by mode</li> </ul>
<b>Safety Management System (SMS)</b>	Safety Management Policy	<ul style="list-style-type: none"> <li>• Safety objectives</li> <li>• Confidential employee reporting program</li> <li>• Organization accountabilities</li> <li>• Designation of a Chief Safety Officer</li> </ul>
	Safety Risk Management	<ul style="list-style-type: none"> <li>• Processes for hazard identification</li> <li>• Risk assignment</li> <li>• Mitigation development</li> </ul>
	Safety Assurance	<ul style="list-style-type: none"> <li>• Safety performance reporting and measurement (all operators)</li> <li>• Management of change (rail and large bus operators only)</li> <li>• Continuous improvement (rail and large bus operators only)</li> </ul>
	Safety Promotion	<ul style="list-style-type: none"> <li>• Comprehensive safety training program</li> <li>• Safety communication</li> </ul>

### Models of Regional Planning Cooperation for Performance-Based Planning

MassDOT collaborates with our MPO partners and RTAs throughout the year, as well as with the Massachusetts Association of Regional Planning Agencies (MARPA), including its Transportation Managers' Group (TMG) and the Massachusetts Association of Regional Transit Authorities (MARTA).

This collaboration has been formalized through the Performance-Based Planning and Programming Agreement endorsed by MassDOT, the MBTA, and all MPOs, TPOs, and RTAs across the Commonwealth, as required under 23 CFR 450.314(h). This agreement, officially endorsed by all parties in May 2019, establishes mutual responsibilities in carrying out performance-based planning in the following areas: developing and sharing performance management data; selection of performance targets; reporting on performance targets; and progress toward achieving targets.

### **Ladders of Opportunity**

USDOT understands that transportation plays a critical role in building connections between individuals and economic opportunity. USDOT seeks to ensure that our national transportation system provides reliable, safe, and affordable ways to reach jobs, education, and other essential services. USDOT emphasizes the point that choices made regarding transportation infrastructure at the federal, state, and local levels can revitalize communities; create pathways to work; and connect people to a better quality of life.

## **Public participation in STIP development**

Over the course of the past year, the MPOs have held, or been a part of, many public meetings to discuss the development of their respective TIPs across the Commonwealth. These meetings provide an opportunity for members of the public, elected officials, and other stakeholders to weigh-in on regional priorities

for transportation investments. Meetings took the form of advisory committee meetings, MPO meetings, and participation in community events and festivals. This extensive effort to include public input into TIP development at the regional level ensures that MassDOT's STIP (a compilation of the TIPs) is an improvement program that is informed by the priorities of regional partners, of communities, and of the public at large. . Information about the TIP development process, schedule of workshops, and meetings are available on each of the MPO's websites, which can be accessed here: <https://www.mass.gov/service-details/regional-planning>. Each of the MPOs utilizes their approved Public Participation Plan (PPP) to facilitate and guide participation at the regional level. PPPs document the process by which the MPOs conduct outreach; identify opportunities to engage the public in the transportation planning process; and outline procedures for the MPO to follow, such as notifications and comment periods. Each region has a public involvement strategy unique to their regional needs, priorities, and demographics. Title VI of the Civil Rights Act, Environmental Justice, and the Americans with Disabilities Act are incorporated into the public involvement strategies, ensuring full accessibility to all members of the public. Enhanced consideration is paid to those who have historically been excluded from, or faced barriers to participating in, the transportation planning process.

### **MassDOT project development process**

The project development process also includes opportunities for public engagement. Communities will formulate a project concept based on need, and before presenting the concept to MassDOT, are expected to engage residents

and businesses to further refine the need for and goals of the project. The project is then presented to MassDOT for formal acceptance into the [MassDOT Highway Division Project Development Process](#). Projects then proceed to design, where there are additional opportunities for the public to weigh-in at design public hearings.

Transit investments prioritized in this STIP are identified by the MBTA and RTAs in collaboration with local communities and the MPOs utilizing their established planning processes. For RTAs, the MPO public participation process is utilized as their engagement mechanism.

### **What is the role of advisory committees?**

These committees advise the MPOs on transportation issues and play an active role in setting regional priorities in the TIP development process. The names of these groups vary among MPOs. Examples are: Joint Transportation Committee, Transportation Planning Advisory Group, Joint Transportation Planning Group.

### **How does MassDOT work towards transportation equity?**

#### **Title VI and Environmental Justice**

Title VI of the Civil Rights Act of 1964 (Title VI) states that “no person in the United States shall, on the grounds of race, color, or national origin, be excluded from participation in, be denied the benefits of, or be subjected to discrimination under any program or activity receiving federal financial assistance.” MassDOT’s programs, services, and activities, including those related to project planning and

development, comply with Title VI. In the context of STIP development, Title VI related activities include, but are not limited to: promoting public participation in the planning and design of transportation projects; removing barriers to participation; and working to avoid disparities in the distribution of transportation investments and the impacts created. The integration of federal and state nondiscrimination obligations and principles into MassDOT's work is framed in the Title VI/Nondiscrimination Program(s) under which the agency operates. These programs can be found online on the MassDOT Office of Diversity and Civil Rights (ODCR) webpage at <https://www.mass.gov/nondiscrimination-in-transportation-program>

The MPOs and municipalities involved in transportation planning and project development activities also operate all programs, services, and activities in compliance with Title VI/Nondiscrimination obligations. This means that the local and regional efforts to promote and advance transportation initiatives and projects are developed and assessed in a manner consistent with Title VI/Nondiscrimination principles.

Additionally, MassDOT incorporates Environmental Justice (EJ) principles into project development activities that inform the development of the STIP. EJ analyses strive to quantify the impacts that low-income and minority individuals and communities face given the programs and policies advanced. Disproportionately high adverse impacts on these populations may require active steps to minimize or mitigate these impacts. The transportation projects within the STIP have been analyzed according to these principles and the distribution of



programmed projects and the specific elements of individual projects are designed to comply with EJ principles.

### **Americans with Disabilities Act**

Under Title II of the Americans with Disabilities Act (ADA), MassDOT's programs, services, activities, and facilities must be accessible to people with disabilities. In the STIP context, this accessibility obligation includes the transportation projects and plans reflected in this document and the associated public engagement processes, both regionally and statewide, related to these efforts. This means that public meetings must be accessible and materials must be made available in accessible formats. Any accessibility related requests can be directed to the point of contact identified in the Title VI Notice to Beneficiaries on page 4 of this document.

## Operating and maintaining the transportation system

MassDOT, the MBTA and our regional transit partners strive to operate and maintain the existing transportation network with a focus on system safety, reliability and modernization. This plan reflects a return to a five-year capital investment plan. The Commonwealth continues to respond to the impacts of the pandemic including the changes in travel and in the use of shared public spaces outside. The increase in pedestrian activity and the willingness to share street space to improve business and commerce remains steady along with renewed commitments to green and open spaces in our communities. The MassDOT Capital Investment Plan (CIP) provides a complete roadmap of proposed investments for five years.

The SFY23-27 Capital Investment Plan (CIP) maintains the strategic approach to our portfolio investments focused on three priority areas of importance: system reliability, modernization, and capacity expansion. These priorities form the foundation of the statewide CIP as well as the STIP. While the CIP identifies all of the sources and uses of transportation funding programmed, the STIP specifically programs funding for federally-aided highway and transit projects that align with and promote the priorities outlined in the CIP.

The SFY23-27 CIP incorporates the new federal formula funds (plus state match) programmed in the FFY23-27 STIP. The CIP reflects the significant increase in our core federal formula funds as well the new federal formula funds available to Massachusetts. New funding includes the \$1.125 billion in HIP bridge funds and

new formula funds to support climate change mitigation (Carbon Reduction and Electric Vehicle Charging Infrastructure) and resiliency (PROTECT). Overall Massachusetts expects to receive an additional \$1.8 billion in increased formula funding which has been programmed in the STIP and reflected in the CIP as spending over the next five years.

MassDOT Highway Division capital investments total approximately \$10.2 billion for SFY23-27 and a significant portion is allocated to improve the reliability and efficiency of the overall roadway network - mainly by improving bridge and pavement conditions. The FY 23-27 CIP maintains the increased investments in the Interstate and Non-Interstate pavement programs with \$1.0 billion for FY 23-27; this increased investment in pavement was initiated in the past two CIPs.

The SFY 23-27- CIP calls for approximately \$3.93 billion for ongoing bridge repair and replacement reflecting the increased in federal formula funds available to Massachusetts. The CIP also funds a Municipal Bridge Program with \$75 million in spending over the five years for smaller, municipally-owned bridges. These smaller bridges (less than 20 feet in length) ineligible for federal funding and chronically difficult to fund, are crucial for mobility and economic activity in smaller communities.

Updated five-year capital investments for the MBTA support efforts to improve core infrastructure and advance key expansion initiatives with the goal of expediting projects to increase safety, reliability, resiliency, and modernization of the system. This includes the procurement and overhauls of subway cars, buses, and commuter rail locomotives and coaches; the repair, rehabilitation, and

replacement of bridges and tunnels; improvements to passenger facilities; modernization of bus maintenance facilities; and critical track, signal, and power upgrades.

Approximately \$1.43 billion in state supported MBTA investments in the SFY 23-27 capital plan are dedicated to modernization and expansion projects, Red and Orange Line vehicle replacements and infrastructure investments, the completion of the Green Line Extension, and the South Coast Rail Project.

MassDOT will continue to provide the Commonwealth's 15 Regional Transit Authorities with on average \$34 million annually in capital assistance to further enhance their reliability of service. The SFY 23-27 CIP calls for approximately \$69 million for vehicle replacement, \$55 million for facility and system modernization, \$29 million for fleet upgrades, \$14 million for facility and vehicle maintenance/replacement and \$4.5 million for replacement facilities. Through the Mobility Assistance program, MassDOT provides an additional \$56.9 million in state and federal funds to help communities purchase vehicles and transport senior citizens and customers with disabilities and another \$10 million in Technical Assistance grants.

## **Chapter 90 and Municipal Programs**

The Chapter 90 program entitles municipalities to receive reimbursement for capital improvement projects for highway construction, preservation, and improvements that create or extend the life of capital facilities. The funds can be

used for maintaining, repairing, improving, or constructing town and county ways and bridges that qualify under the State Aid Highway Guidelines. Items eligible for Chapter 90 funding include roadways, sidewalks, right-of-way acquisition, shoulders, landscaping and tree planting, roadside drainage, street lighting, and traffic control devices. Each municipality in Massachusetts is granted an annual allocation of Chapter 90 reimbursement funding that it is eligible for, and the municipality can choose among any eligible infrastructure investments. There is currently \$1 billion programmed for Chapter 90 in SFY 23-27.

Other municipally focused programs in addition to Chapter 90 and the Municipal Bridge program in the five year CIP include the Municipal Pavement program (\$125 million), Complete Streets program (\$75 million), Local Bottleneck Reduction (\$32 million), Shared Streets and Spaces (\$29 million), Municipal Electric Vehicle Charging Infrastructure (\$25 million) and Transit Infrastructure Partnership (\$25 million).

# Fiscal constraint

## What is fiscal constraint and year of expenditure?

Each year, MassDOT demonstrates and certifies that the STIP is in fiscal constraint by taking the beginning balances (previously unspent federal-aid); adding the estimated annual apportionments (additional funding provided by Congress annually), and subtracting the projected annual obligations (the investments identified in the STIP). The STIP is then found to be fiscally constrained in two ways: first, is that our investments do not exceed the annual STIP obligational authority (OA); second, is that a zero or positive balance is maintained for each funding type (CMAQ, NHPP, STBG.) for each year. OA is defined as the total amount of federal funds that may be obligated in a given fiscal year. While the STIP is initially not fully programmed to the estimated OA, MassDOT fully obligates available funding provided by our FHWA partners through project value changes, awards and adjustments by the end of each FFY.

Year of Expenditure (YOE) is a mechanism to ensure that inflation is considered in project cost estimates. For each year after 2022, a four percent inflation factor is applied to project cost estimates.

## NHPP-On System bridge program requirements

MassDOT is required to budget an obligation authority minimum of \$94,856,125 (federal aid) in the NHPP-On System bridge program. The following depicts the amount programmed per FFY to meet this FHWA requirement:

FFY	Total funding programmed:	Budget requirement (minimum)
2023	\$117,440,694	\$94,856,125
2024*	\$118,570,156	\$94,856,125
2025	\$118,570,156	\$94,856,125
2026*	\$118,570,156	\$94,856,125
2027	\$118,570,156	\$94,856,125

*\*Includes Bridge Inspections*



# Fiscal Constraint Analysis Report

Program Activity: Highway

STIP: 2023 - 2027 (D)

Funding Category	Anticipated Net Apportionments of Federal Funds	Estimated Carryover Balance	Anticipated Transfer of Funds	Total Funds Available (10/1) Subject to Obligation	Programmed Obligations	Estimated Balance Remaining
Federal Fiscal Year 2023						
<b>National Highway Freight Program</b>	\$21,484,233	\$265,872	<b>-\$10,500,000</b>	\$11,250,105	\$11,188,991	\$61,114
NFP-NI					\$0	
NFP-I					\$11,188,991	
<b>National Highway Performance Program</b>	\$352,641,498	\$21,134,142	\$13,000,000	\$386,775,640	\$376,774,031	\$10,001,609
NHPP-NI					\$238,953,056	
NHPP-I					\$48,310,975	
NHPP-GANS					\$89,510,000	
<b>STBG (FLEX)</b>	\$47,146,043	\$784,701	\$20,500,000	\$68,430,744	\$66,994,818	\$1,435,926
<b>STBG (NON-FLEX)</b>	\$93,251,361	\$17,709,443	\$0	\$110,960,804	\$110,960,804	\$0
Boston Urban Area	\$58,217,170	\$1,134,058	\$0	\$59,351,228	\$59,351,228	\$0
Barnstable Urban Area	\$3,513,431	\$545,405	\$0	\$4,058,836	\$4,058,836	\$0
Springfield, Chicopee, Holyoke	\$7,570,893	\$1,143,099	\$0	\$8,713,992	\$8,713,992	\$0
Worcester Urban Area	\$6,459,974	\$986,917	\$0	\$7,446,891	\$7,446,891	\$0
Providence, Pawtucket	\$3,706,852	\$13,350,136	\$0	\$17,056,988	\$17,056,988	\$0
Other Areas (Rural & Small Urban)	\$13,783,041	\$549,828	\$0	\$14,332,869	\$14,332,869	\$0
<b>Bridge-Off System</b>	\$30,035,477	\$96,260,905	\$0	\$126,296,382	\$21,094,418	\$105,201,964
<b>Recreational Trails</b>	\$1,252,563	\$453,441	\$0	\$1,706,004	\$1,194,736	\$511,268
<b>TAP (FLEX)</b>	\$5,787,994	\$9,320,386	\$0	\$15,108,380	\$1,562,461	\$13,545,919
<b>TAP (NON-FLEX)</b>	\$5,787,993	\$8,087,993	\$0	\$13,875,986	\$5,250,027	\$8,625,959
Boston Urban Area	\$3,613,466	\$5,030,663	\$0	\$8,644,129	\$3,495,284	\$5,148,845
Barnstable Urban Area	\$218,074	\$275,240	\$0	\$493,314	\$240,000	\$253,314
Springfield, Chicopee, Holyoke	\$469,915	\$505,200	\$0	\$975,115	\$659,247	\$315,868





# Fiscal Constraint Analysis Report

Program Activity: Highway

STIP: 2023 - 2027 (D)

Funding Category	Anticipated Net Apportionments of Federal Funds	Estimated Carryover Balance	Anticipated Transfer of Funds	Total Funds Available (10/1) Subject to Obligation	Programmed Obligations	Estimated Balance Remaining
Worcester Urban Area	\$400,962	\$1,234,259	\$0	\$1,635,221	\$0	\$1,635,221
Providence, Pawtucket	\$230,080	\$956,515	\$0	\$1,186,595	\$0	\$1,186,595
Other Areas (Rural & Small Urban)	\$855,496	\$86,116	\$0	\$941,612	\$855,496	\$86,116
<b>HWY Safety Improvement Program</b>	\$36,862,866	\$39,588,112	\$0	\$76,450,978	\$47,542,542	\$28,908,436
<b>HSIP - High Risk Rural</b>	\$0	\$3,378,237	\$0	\$3,378,237	\$0	\$3,378,237
<b>RLWY/HWY Crossings-Hazard Elimination</b>	\$1,424,290	\$9,883,848	\$0	\$11,308,138	\$948,800	\$10,359,338
<b>RLWY/HWY Crossings-Protective Devices</b>	\$1,424,290	\$5,484,853	\$0	\$6,909,143	\$948,799	\$5,960,344
<b>CMAQ</b>	\$69,907,193	\$11,518,496	-\$9,998,000	\$71,427,689	\$71,427,395	\$294
<b>Planning</b>	\$23,944,334	\$17,880,802	\$0	\$41,825,136	\$28,117,066	\$13,708,070
<b>PROTECT</b>	\$20,884,028	\$20,474,537	-\$10,002,000	\$31,356,565	\$0	\$31,356,565
<b>Carbon Reduction (FLEX)</b>	\$6,428,275	\$5,691,098	-\$3,000,000	\$9,119,373	\$3,190,330	\$5,929,043
<b>Carbon Reduction (NON-FLEX)</b>	\$11,938,226	\$10,569,182	\$0	\$22,507,408	\$0	\$22,507,408
Boston Urban Area	\$7,930,693	\$7,306,940	\$0	\$15,237,633	\$0	\$15,237,633
Barnstable Urban Area	\$478,621	\$440,977	\$0	\$919,598	\$0	\$919,598
Springfield, Chicopee, Holyoke	\$1,031,353	\$950,236	\$0	\$1,981,589	\$0	\$1,981,589
Worcester Urban Area	\$880,017	\$810,803	\$0	\$1,690,820	\$0	\$1,690,820
Providence, Pawtucket	\$504,970	\$465,253	\$0	\$970,223	\$0	\$970,223
Other Areas (Rural & Small Urban)	\$1,112,572	\$594,973	\$0	\$1,707,545	\$0	\$1,707,545
<b>Federal Aid Sub Total &gt;</b>	<b>\$730,200,664</b>	<b>\$278,486,048</b>	<b>\$0</b>	<b>\$1,008,686,712</b>	<b>\$747,195,218</b>	<b>\$261,491,494</b>
<b>Estimated Obligation Authority</b>					<b>\$788,636,044</b>	<b>\$41,440,826</b>
<b>Earmarks</b>	\$0	\$69,260,356	\$0	\$69,260,356	\$2,403,540	\$66,856,816
<b>HIP (FLEX)</b>	\$0	\$4,123,929	\$0	\$4,123,929	\$0	\$4,123,929
<b>HIP (NON-FLEX)</b>	\$0	\$5,932,746	\$0	\$5,932,746	\$0	\$5,932,746



# Fiscal Constraint Analysis Report

Program Activity: Highway

STIP: 2023 - 2027 (D)

Funding Category	Anticipated Net Apportionments of Federal Funds	Estimated Carryover Balance	Anticipated Transfer of Funds	Total Funds Available (10/1) Subject to Obligation	Programmed Obligations	Estimated Balance Remaining
Boston Urban Area	\$0	\$0	\$0	\$0	\$0	\$0
Barnstable Urban Area	\$0	\$213,979	\$0	\$213,979	\$0	\$213,979
Springfield, Chicopee, Holyoke	\$0	\$645,752	\$0	\$645,752	\$0	\$645,752
Worcester Urban Area	\$0	\$19,890	\$0	\$19,890	\$0	\$19,890
Providence, Pawtucket	\$0	\$1,386,841	\$0	\$1,386,841	\$0	\$1,386,841
Other Areas (Rural & Small Urban)	\$0	\$3,666,284	\$0	\$3,666,284	\$0	\$3,666,284
<b>HIP-Bridge</b>	\$192,026,665	\$267,956,890	\$0	\$459,983,555	\$137,563,974	\$322,419,581
<b>BFP- Bridge Formula Off-System</b>	\$33,788,429	\$33,788,429	\$0	\$67,576,858	\$0	\$67,576,858
<b>CRRSAA (FLEX)</b>	\$0	\$51,913,321	\$0	\$51,913,321	\$0	\$51,913,321
<b>CRRSAA (NON-FLEX)</b>	\$0	\$32,145,476	\$0	\$32,145,476	\$7,085,382	\$25,060,094
Boston Urban Area	\$0	\$23,518,397	\$0	\$23,518,397	\$4,389,404	\$19,128,993
Barnstable Urban Area	\$0	\$1,419,345	\$0	\$1,419,345	\$0	\$1,419,345
Springfield, Chicopee, Holyoke	\$0	\$3,058,466	\$0	\$3,058,466	\$1,495,978	\$1,562,488
Worcester Urban Area	\$0	\$2,609,681	\$0	\$2,609,681	\$0	\$2,609,681
Providence, Pawtucket	\$0	\$1,497,483	\$0	\$1,497,483	\$1,200,000	\$297,483
Other Areas (Rural & Small Urban)	\$0	\$42,104	\$0	\$42,104	\$0	\$42,104
<b>NHPP-Exempt</b>	\$9,619,255	\$38,350	\$0	\$9,657,605	\$9,286,246	\$371,359
<b>SPR Pooled Fund Transfer</b>	\$1,192,000	\$0	\$0	\$1,192,000	\$1,192,000	\$0
<b>Electric Vehicle Infrastructure (NEVI)</b>	\$9,397,238	\$9,397,238	\$0	\$18,794,476	\$9,397,238	\$9,397,238
<b>Ferry Boat Program</b>	\$0	\$1,388,198	\$0	\$1,388,198	\$0	\$1,388,198
<b>Miscellaneous/Allocated Funds</b>	\$356,969	\$20,315,760	\$0	\$20,672,729	\$0	\$20,672,729
<b>Other Federal Aid (de-obligated funds)</b>	\$0	\$21,000,000	\$0	\$21,000,000	\$3,200,000	\$17,800,000
<b>Federal Aid Total &gt;</b>	<b>\$976,581,220</b>	<b>\$795,746,741</b>	<b>\$0</b>	<b>\$1,772,327,961</b>	<b>\$917,323,598</b>	<b>\$855,004,363</b>
<b>State Match For Federal Aid &gt;</b>					<b>\$164,967,456</b>	



# Fiscal Constraint Analysis Report

Program Activity: Highway

STIP: 2023 - 2027 (D)

Funding Category	Anticipated Net Apportionments of Federal Funds	Estimated Carryover Balance	Anticipated Transfer of Funds	Total Funds Available (10/1) Subject to Obligation	Programmed Obligations	Estimated Balance Remaining
Non-Federal Aid	\$26,680,000	\$32,689,945	\$0	\$59,369,945	\$26,680,000	\$32,689,945
Next Generation Bridge Program	\$0	\$0	\$0	\$0	\$0	\$0
Non-Federal Aid + Federal Aid Total >					\$1,108,971,054	



# Fiscal Constraint Analysis Report

Program Activity: Highway

STIP: 2023 - 2027 (D)

Funding Category	Anticipated Net Apportionments of Federal Funds	Estimated Carryover Balance	Anticipated Transfer of Funds	Total Funds Available (10/1) Subject to Obligation	Programmed Obligations	Estimated Balance Remaining
Federal Fiscal Year 2024						
<b>National Highway Freight Program</b>	\$23,920,937	\$61,114	\$0	\$23,982,051	\$11,521,166	\$12,460,885
NFP-NI					\$0	
NFP-I					\$11,521,166	
<b>National Highway Performance Program</b>	\$359,995,691	\$10,001,609	-\$2,000,000	\$367,997,300	\$353,746,250	\$14,251,050
NHPP-NI					\$219,802,124	
NHPP-I					\$39,959,126	
NHPP-GANS					\$93,985,000	
<b>STBG (FLEX)</b>	\$48,129,254	\$1,435,926	\$21,750,000	\$71,315,180	\$59,722,137	\$11,593,043
<b>STBG (NON-FLEX)</b>	\$95,196,080	\$0	\$0	\$95,196,080	\$95,196,080	\$0
Boston Urban Area	\$59,431,265	\$0	\$0	\$59,431,265	\$59,431,265	\$0
Barnstable Urban Area	\$3,586,702	\$0	\$0	\$3,586,702	\$3,586,702	\$0
Springfield, Chicopee, Holyoke	\$7,728,781	\$0	\$0	\$7,728,781	\$7,728,781	\$0
Worcester Urban Area	\$6,594,694	\$0	\$0	\$6,594,694	\$6,594,694	\$0
Providence, Pawtucket	\$3,784,157	\$0	\$0	\$3,784,157	\$3,784,157	\$0
Other Areas (Rural & Small Urban)	\$14,070,481	\$0	\$0	\$14,070,481	\$14,070,481	\$0
<b>Bridge-Off System</b>	\$30,661,855	\$105,201,964	\$0	\$135,863,819	\$48,662,344	\$87,201,475
<b>Recreational Trails</b>	\$1,278,684	\$511,268	\$0	\$1,789,952	\$1,194,736	\$595,216
<b>TAP (FLEX)</b>	\$5,908,700	\$13,545,919	\$0	\$19,454,619	\$11,477,718	\$7,976,901
<b>TAP (NON-FLEX)</b>	\$5,908,699	\$8,625,959	\$0	\$14,534,658	\$7,970,373	\$6,564,285
Boston Urban Area	\$3,688,823	\$5,148,845	\$0	\$8,837,668	\$5,518,385	\$3,319,283
Barnstable Urban Area	\$222,622	\$253,314	\$0	\$475,936	\$449,444	\$26,492
Springfield, Chicopee, Holyoke	\$479,715	\$315,868	\$0	\$795,583	\$738,498	\$57,085



# Fiscal Constraint Analysis Report

Program Activity: Highway

STIP: 2023 - 2027 (D)

Funding Category	Anticipated Net Apportionments of Federal Funds	Estimated Carryover Balance	Anticipated Transfer of Funds	Total Funds Available (10/1) Subject to Obligation	Programmed Obligations	Estimated Balance Remaining
Worcester Urban Area	\$409,324	\$1,635,221	\$0	\$2,044,545	\$0	\$2,044,545
Providence, Pawtucket	\$234,878	\$1,186,595	\$0	\$1,421,473	\$390,709	\$1,030,764
Other Areas (Rural & Small Urban)	\$873,337	\$86,116	\$0	\$959,453	\$873,337	\$86,116
<b>HWY Safety Improvement Program</b>	\$37,631,626	\$28,908,436	\$0	\$66,540,062	\$57,409,973	\$9,130,089
<b>HSIP - High Risk Rural</b>	\$0	\$3,378,237	\$0	\$3,378,237	\$0	\$3,378,237
<b>RLWY/HWY Crossings-Hazard Elimination</b>	\$1,453,993	\$10,359,338	\$0	\$11,813,331	\$948,800	\$10,864,531
<b>RLWY/HWY Crossings-Protective Devices</b>	\$1,453,993	\$5,960,344	\$0	\$7,414,337	\$948,799	\$6,465,538
<b>CMAQ</b>	\$71,365,078	\$294	-\$11,500,000	\$59,865,372	\$59,804,306	\$61,066
<b>Planning</b>	\$24,443,683	\$13,708,070	\$0	\$38,151,753	\$28,334,786	\$9,816,967
<b>PROTECT</b>	\$21,301,708	\$31,356,565	-\$6,650,000	\$46,008,273	\$14,095,568	\$31,912,705
<b>Carbon Reduction (FLEX)</b>	\$6,556,841	\$5,929,043	-\$1,600,000	\$10,885,884	\$10,880,000	\$5,884
<b>Carbon Reduction (NON-FLEX)</b>	\$12,176,991	\$22,507,408	\$0	\$34,684,399	\$5,120,000	\$29,564,399
Boston Urban Area	\$8,089,309	\$15,237,633	\$0	\$23,326,942	\$5,120,000	\$18,206,942
Barnstable Urban Area	\$488,193	\$919,598	\$0	\$1,407,791	\$0	\$1,407,791
Springfield, Chicopee, Holyoke	\$1,051,980	\$1,981,589	\$0	\$3,033,569	\$0	\$3,033,569
Worcester Urban Area	\$897,617	\$1,690,820	\$0	\$2,588,437	\$0	\$2,588,437
Providence, Pawtucket	\$515,069	\$970,223	\$0	\$1,485,292	\$0	\$1,485,292
Other Areas (Rural & Small Urban)	\$1,134,823	\$1,707,545	\$0	\$2,842,368	\$0	\$2,842,368
<b>Federal Aid Sub Total &gt;</b>	<b>\$747,383,813</b>	<b>\$261,491,494</b>	<b>\$0</b>	<b>\$1,008,875,307</b>	<b>\$767,033,036</b>	<b>\$241,842,271</b>
<b>Estimated Obligation Authority</b>					<b>\$803,409,685</b>	<b>\$36,376,649</b>
<b>Earmarks</b>	\$0	\$66,856,816	\$0	\$66,856,816	\$565,265	\$66,291,551
<b>HIP (FLEX)</b>	\$0	\$4,123,929	\$0	\$4,123,929	\$0	\$4,123,929
<b>HIP (NON-FLEX)</b>	\$0	\$5,932,746	\$0	\$5,932,746	\$0	\$5,932,746



# Fiscal Constraint Analysis Report

Program Activity: Highway

STIP: 2023 - 2027 (D)

Funding Category	Anticipated Net Apportionments of Federal Funds	Estimated Carryover Balance	Anticipated Transfer of Funds	Total Funds Available (10/1) Subject to Obligation	Programmed Obligations	Estimated Balance Remaining
Boston Urban Area	\$0	\$0	\$0	\$0	\$0	\$0
Barnstable Urban Area	\$0	\$213,979	\$0	\$213,979	\$0	\$213,979
Springfield, Chicopee, Holyoke	\$0	\$645,752	\$0	\$645,752	\$0	\$645,752
Worcester Urban Area	\$0	\$19,890	\$0	\$19,890	\$0	\$19,890
Providence, Pawtucket	\$0	\$1,386,841	\$0	\$1,386,841	\$0	\$1,386,841
Other Areas (Rural & Small Urban)	\$0	\$3,666,284	\$0	\$3,666,284	\$0	\$3,666,284
<b>HIP-Bridge</b>	\$192,026,665	\$322,419,581	\$0	\$514,446,246	\$312,280,042	\$202,166,204
<b>BFP- Bridge Formula Off-System</b>	\$33,788,429	\$67,576,858	\$0	\$101,365,287	\$7,196,232	\$94,169,055
<b>CRRSAA (FLEX)</b>	\$0	\$51,913,321	\$0	\$51,913,321	\$44,022,560	\$7,890,761
<b>CRRSAA (NON-FLEX)</b>	\$0	\$25,060,094	\$0	\$25,060,094	\$22,517,620	\$2,542,474
Boston Urban Area	\$0	\$19,128,993	\$0	\$19,128,993	\$19,128,993	\$0
Barnstable Urban Area	\$0	\$1,419,345	\$0	\$1,419,345	\$1,419,345	\$0
Springfield, Chicopee, Holyoke	\$0	\$1,562,488	\$0	\$1,562,488	\$0	\$1,562,488
Worcester Urban Area	\$0	\$2,609,681	\$0	\$2,609,681	\$1,969,282	\$640,399
Providence, Pawtucket	\$0	\$297,483	\$0	\$297,483	\$0	\$297,483
Other Areas (Rural & Small Urban)	\$0	\$42,104	\$0	\$42,104	\$0	\$42,104
<b>NHPP-Exempt</b>	\$9,819,860	\$371,359	\$0	\$10,191,219	\$0	\$10,191,219
<b>SPR Pooled Fund Transfer</b>	\$0	\$0	\$0	\$0	\$0	\$0
<b>Electric Vehicle Infrastructure (NEVI)</b>	\$9,397,238	\$9,397,238	\$0	\$18,794,476	\$9,397,238	\$9,397,238
<b>Ferry Boat Program</b>	\$0	\$1,388,198	\$0	\$1,388,198	\$0	\$1,388,198
<b>Miscellaneous/Allocated Funds</b>	\$364,413	\$20,672,729	\$0	\$21,037,142	\$0	\$21,037,142
<b>Other Federal Aid (de-obligated funds)</b>	\$0	\$17,800,000	\$0	\$17,800,000	\$3,200,000	\$14,600,000
<b>Federal Aid Total &gt;</b>	<b>\$992,780,418</b>	<b>\$855,004,363</b>	<b>\$0</b>	<b>\$1,847,784,781</b>	<b>\$1,166,211,993</b>	<b>\$530,005,790</b>
<b>State Match For Federal Aid &gt;</b>					<b>\$211,157,537</b>	



# Fiscal Constraint Analysis Report

Program Activity: Highway

STIP: 2023 - 2027 (D)

Funding Category	Anticipated Net Apportionments of Federal Funds	Estimated Carryover Balance	Anticipated Transfer of Funds	Total Funds Available (10/1) Subject to Obligation	Programmed Obligations	Estimated Balance Remaining
Non-Federal Aid	\$26,680,000	\$32,689,945	\$0	\$59,369,945	\$26,680,000	\$32,689,945
Next Generation Bridge Program	\$0	\$0	\$0	\$0	\$151,566,998	\$0
Non-Federal Aid + Federal Aid Total >					\$1,555,616,528	



# Fiscal Constraint Analysis Report

Program Activity: Highway

STIP: 2023 - 2027 (D)

Funding Category	Anticipated Net Apportionments of Federal Funds	Estimated Carryover Balance	Anticipated Transfer of Funds	Total Funds Available (10/1) Subject to Obligation	Programmed Obligations	Estimated Balance Remaining
Federal Fiscal Year 2025						
<b>National Highway Freight Program</b>	\$24,419,799	\$12,460,885	-\$10,512,022	\$26,368,662	\$26,177,909	\$190,753
NFP-NI					\$0	
NFP-I					\$26,177,909	
<b>National Highway Performance Program</b>	\$367,503,252	\$14,251,050	\$11,150,000	\$392,904,302	\$379,282,114	\$13,622,188
NHPP-NI					\$204,745,098	
NHPP-I					\$52,352,016	
NHPP-GANS					\$122,185,000	
<b>STBG (FLEX)</b>	\$49,132,970	\$11,593,044	\$38,700,000	\$99,426,014	\$99,400,040	\$25,974
<b>STBG (NON-FLEX)</b>	\$97,181,354	\$0	\$0	\$97,181,354	\$97,181,354	\$0
Boston Urban Area	\$60,670,680	\$0	\$0	\$60,670,680	\$60,670,680	\$0
Barnstable Urban Area	\$3,661,501	\$0	\$0	\$3,661,501	\$3,661,501	\$0
Springfield, Chicopee, Holyoke	\$7,889,961	\$0	\$0	\$7,889,961	\$7,889,961	\$0
Worcester Urban Area	\$6,732,223	\$0	\$0	\$6,732,223	\$6,732,223	\$0
Providence, Pawtucket	\$3,863,074	\$0	\$0	\$3,863,074	\$3,863,074	\$0
Other Areas (Rural & Small Urban)	\$14,363,915	\$0	\$0	\$14,363,915	\$14,363,915	\$0
<b>Bridge-Off System</b>	\$31,301,295	\$87,201,475	\$0	\$118,502,770	\$38,839,168	\$79,663,602
<b>Recreational Trails</b>	\$1,305,351	\$595,216	-\$705,831	\$1,194,736	\$1,194,736	\$0
<b>TAP (FLEX)</b>	\$6,031,924	\$7,976,899	-\$3,094,169	\$10,914,654	\$4,990,079	\$5,924,575
<b>TAP (NON-FLEX)</b>	\$6,031,922	\$6,564,285	\$0	\$12,596,207	\$9,121,623	\$3,474,584
Boston Urban Area	\$3,765,752	\$3,319,283	\$0	\$7,085,035	\$6,646,072	\$438,963
Barnstable Urban Area	\$227,264	\$26,492	\$0	\$253,756	\$0	\$253,756
Springfield, Chicopee, Holyoke	\$489,720	\$57,085	\$0	\$546,805	\$489,720	\$57,085





# Fiscal Constraint Analysis Report

Program Activity: Highway

STIP: 2023 - 2027 (D)

Funding Category	Anticipated Net Apportionments of Federal Funds	Estimated Carryover Balance	Anticipated Transfer of Funds	Total Funds Available (10/1) Subject to Obligation	Programmed Obligations	Estimated Balance Remaining
Worcester Urban Area	\$417,860	\$2,044,545	\$0	\$2,462,405	\$392,722	\$2,069,683
Providence, Pawtucket	\$239,776	\$1,030,764	\$0	\$1,270,540	\$701,559	\$568,981
Other Areas (Rural & Small Urban)	\$891,550	\$86,116	\$0	\$977,666	\$891,550	\$86,116
<b>HWY Safety Improvement Program</b>	\$38,416,418	\$9,130,089	\$2,850,000	\$50,396,507	\$50,336,596	\$59,911
<b>HSIP - High Risk Rural</b>	\$0	\$3,378,237	\$0	\$3,378,237	\$0	\$3,378,237
<b>RLWY/HWY Crossings-Hazard Elimination</b>	\$1,484,316	\$10,864,531	-\$600,000	\$11,748,847	\$948,800	\$10,800,047
<b>RLWY/HWY Crossings-Protective Devices</b>	\$1,484,316	\$6,465,538	-\$600,000	\$7,349,854	\$948,799	\$6,401,055
<b>CMAQ</b>	\$72,853,368	\$61,066	-\$20,500,000	\$52,414,434	\$51,264,038	\$1,150,396
<b>Planning</b>	\$24,953,446	\$9,816,967	\$0	\$34,770,413	\$28,556,860	\$6,213,553
<b>PROTECT</b>	\$21,727,742	\$31,912,705	-\$10,000,000	\$43,640,447	\$15,192,008	\$28,448,439
<b>Carbon Reduction (FLEX)</b>	\$6,687,978	\$5,884	-\$6,687,978	\$5,884	\$0	\$5,884
<b>Carbon Reduction (NON-FLEX)</b>	\$12,420,530	\$29,564,399	\$0	\$41,984,929	\$0	\$41,984,929
Boston Urban Area	\$8,251,095	\$18,206,942	\$0	\$26,458,037	\$0	\$26,458,037
Barnstable Urban Area	\$497,957	\$1,407,791	\$0	\$1,905,748	\$0	\$1,905,748
Springfield, Chicopee, Holyoke	\$1,073,019	\$3,033,569	\$0	\$4,106,588	\$0	\$4,106,588
Worcester Urban Area	\$915,569	\$2,588,437	\$0	\$3,504,006	\$0	\$3,504,006
Providence, Pawtucket	\$525,370	\$1,485,292	\$0	\$2,010,662	\$0	\$2,010,662
Other Areas (Rural & Small Urban)	\$1,157,520	\$2,842,368	\$0	\$3,999,888	\$0	\$3,999,888
<b>Federal Aid Sub Total &gt;</b>	<b>\$762,935,981</b>	<b>\$241,842,270</b>	<b>\$0</b>	<b>\$1,004,778,251</b>	<b>\$803,434,124</b>	<b>\$201,344,127</b>
<b>Estimated Obligation Authority</b>					<b>\$818,478,798</b>	<b>\$15,044,674</b>
<b>Earmarks</b>	\$0	\$66,291,551	\$0	\$66,291,551	\$0	\$66,291,551
<b>HIP (FLEX)</b>	\$0	\$4,123,929	\$0	\$4,123,929	\$0	\$4,123,929
<b>HIP (NON-FLEX)</b>	\$0	\$5,932,746	\$0	\$5,932,746	\$0	\$5,932,746



# Fiscal Constraint Analysis Report

Program Activity: Highway

STIP: 2023 - 2027 (D)

Funding Category	Anticipated Net Apportionments of Federal Funds	Estimated Carryover Balance	Anticipated Transfer of Funds	Total Funds Available (10/1) Subject to Obligation	Programmed Obligations	Estimated Balance Remaining
Boston Urban Area	\$0	\$0	\$0	\$0	\$0	\$0
Barnstable Urban Area	\$0	\$213,979	\$0	\$213,979	\$0	\$213,979
Springfield, Chicopee, Holyoke	\$0	\$645,752	\$0	\$645,752	\$0	\$645,752
Worcester Urban Area	\$0	\$19,890	\$0	\$19,890	\$0	\$19,890
Providence, Pawtucket	\$0	\$1,386,841	\$0	\$1,386,841	\$0	\$1,386,841
Other Areas (Rural & Small Urban)	\$0	\$3,666,284	\$0	\$3,666,284	\$0	\$3,666,284
<b>HIP-Bridge</b>	\$192,026,665	\$202,166,204	\$0	\$394,192,869	\$153,394,614	\$240,798,255
<b>BFP- Bridge Formula Off-System</b>	\$33,788,429	\$94,169,055	\$0	\$127,957,484	\$0	\$127,957,484
<b>CRRSAA (FLEX)</b>	\$0	\$7,890,761	\$0	\$7,890,761	\$0	\$7,890,761
<b>CRRSAA (NON-FLEX)</b>	\$0	\$2,542,474	\$0	\$2,542,474	\$0	\$2,542,474
Boston Urban Area	\$0	\$0	\$0	\$0	\$0	\$0
Barnstable Urban Area	\$0	\$0	\$0	\$0	\$0	\$0
Springfield, Chicopee, Holyoke	\$0	\$1,562,488	\$0	\$1,562,488	\$0	\$1,562,488
Worcester Urban Area	\$0	\$640,399	\$0	\$640,399	\$0	\$640,399
Providence, Pawtucket	\$0	\$297,483	\$0	\$297,483	\$0	\$297,483
Other Areas (Rural & Small Urban)	\$0	\$42,104	\$0	\$42,104	\$0	\$42,104
<b>NHPP-Exempt</b>	\$10,024,649	\$10,191,219	\$0	\$20,215,868	\$0	\$20,215,868
<b>SPR Pooled Fund Transfer</b>	\$0	\$0	\$0	\$0	\$0	\$0
<b>Electric Vehicle Infrastructure (NEVI)</b>	\$9,397,238	\$9,397,238	\$0	\$18,794,476	\$9,397,238	\$9,397,238
<b>Miscellaneous/Allocated Funds</b>	\$372,013	\$21,037,142	\$0	\$21,409,155	\$0	\$21,409,155
<b>Other Federal Aid (de-obligated funds)</b>	\$0	\$14,600,000	\$0	\$14,600,000	\$3,200,000	\$11,400,000
<b>Federal Aid Total &gt;</b>	<b>\$1,008,544,975</b>	<b>\$528,617,591</b>	<b>\$0</b>	<b>\$1,537,162,566</b>	<b>\$969,425,976</b>	<b>\$217,452,140</b>
<b>State Match For Federal Aid &gt;</b>					<b>\$170,998,200</b>	
<b>Non-Federal Aid</b>	<b>\$26,680,000</b>	<b>\$32,689,945</b>	<b>\$0</b>	<b>\$59,369,945</b>	<b>\$26,680,000</b>	<b>\$32,689,945</b>



# Fiscal Constraint Analysis Report

Program Activity: Highway

STIP: 2023 - 2027 (D)

Funding Category	Anticipated Net Apportionments of Federal Funds	Estimated Carryover Balance	Anticipated Transfer of Funds	Total Funds Available (10/1) Subject to Obligation	Programmed Obligations	Estimated Balance Remaining
Next Generation Bridge Program	\$0	<span style="color: red;">\$-151,566,998</span>	\$0	\$0	\$350,284,450	<span style="color: red;">\$-501,851,448</span>
Non-Federal Aid + Federal Aid Total >					\$1,517,388,626	



# Fiscal Constraint Analysis Report

Program Activity: Highway

STIP: 2023 - 2027 (D)

Funding Category	Anticipated Net Apportionments of Federal Funds	Estimated Carryover Balance	Anticipated Transfer of Funds	Total Funds Available (10/1) Subject to Obligation	Programmed Obligations	Estimated Balance Remaining
Federal Fiscal Year 2026						
<b>National Highway Freight Program</b>	\$24,932,614	\$190,753	\$0	\$25,123,367	\$23,786,375	\$1,336,992
NFP-NI					\$0	
NFP-I					\$23,786,375	
<b>National Highway Performance Program</b>	\$375,220,820	\$13,622,188	-\$14,300,000	\$374,543,008	\$363,337,640	\$11,205,368
NHPP-NI					\$190,633,731	
NHPP-I					\$39,083,909	
NHPP-GANS					\$133,620,000	
<b>STBG (FLEX)</b>	\$50,164,762	\$25,973	\$32,100,000	\$82,290,735	\$81,062,696	\$1,228,039
<b>STBG (NON-FLEX)</b>	\$99,222,162	\$0	\$0	\$99,222,162	\$99,222,162	\$0
Boston Urban Area	\$61,944,764	\$0	\$0	\$61,944,764	\$61,944,764	\$0
Barnstable Urban Area	\$3,738,393	\$0	\$0	\$3,738,393	\$3,738,393	\$0
Springfield, Chicopee, Holyoke	\$8,055,650	\$0	\$0	\$8,055,650	\$8,055,650	\$0
Worcester Urban Area	\$6,873,600	\$0	\$0	\$6,873,600	\$6,873,600	\$0
Providence, Pawtucket	\$3,944,198	\$0	\$0	\$3,944,198	\$3,944,198	\$0
Other Areas (Rural & Small Urban)	\$14,665,557	\$0	\$0	\$14,665,557	\$14,665,557	\$0
<b>Bridge-Off System</b>	\$31,958,622	\$79,663,602	\$0	\$111,622,224	\$52,668,998	\$58,953,226
<b>Recreational Trails</b>	\$1,332,763	\$0	\$0	\$1,332,763	\$1,194,736	\$138,027
<b>TAP (FLEX)</b>	\$6,158,594	\$5,924,575	\$4,400,000	\$16,483,169	\$16,376,905	\$106,264
<b>TAP (NON-FLEX)</b>	\$6,158,594	\$3,474,584	\$0	\$9,633,178	\$7,121,862	\$2,511,316
Boston Urban Area	\$3,844,833	\$438,963	\$0	\$4,283,796	\$4,213,553	\$70,243
Barnstable Urban Area	\$232,037	\$253,756	\$0	\$485,793	\$400,000	\$85,793
Springfield, Chicopee, Holyoke	\$500,004	\$57,085	\$0	\$557,089	\$0	\$557,089



# Fiscal Constraint Analysis Report

Program Activity: Highway

STIP: 2023 - 2027 (D)

Funding Category	Anticipated Net Apportionments of Federal Funds	Estimated Carryover Balance	Anticipated Transfer of Funds	Total Funds Available (10/1) Subject to Obligation	Programmed Obligations	Estimated Balance Remaining
Worcester Urban Area	\$426,635	\$2,069,683	\$0	\$2,496,318	\$1,722,466	\$773,852
Providence, Pawtucket	\$244,812	\$568,981	\$0	\$813,793	\$785,843	\$27,950
Other Areas (Rural & Small Urban)	\$910,273	\$86,116	\$0	\$996,389	\$0	\$996,389
<b>HWY Safety Improvement Program</b>	\$39,223,163	\$59,911	\$18,000,000	\$57,283,074	\$56,712,007	\$571,067
<b>HSIP - High Risk Rural</b>	\$0	\$3,378,237	\$0	\$3,378,237	\$0	\$3,378,237
<b>RLWY/HWY Crossings-Hazard Elimination</b>	\$1,515,487	\$10,800,047	-\$600,000	\$11,715,534	\$948,800	\$10,766,734
<b>RLWY/HWY Crossings-Protective Devices</b>	\$1,515,487	\$6,401,055	-\$600,000	\$7,316,542	\$948,799	\$6,367,743
<b>CMAQ</b>	\$74,383,288	\$1,150,396	-\$25,000,000	\$50,533,684	\$48,846,768	\$1,686,916
<b>Planning</b>	\$25,477,468	\$6,213,553	\$0	\$31,691,021	\$28,783,376	\$2,907,645
<b>PROTECT</b>	\$22,162,297	\$28,448,439	-\$10,000,000	\$40,610,736	\$10,744,336	\$29,866,400
<b>Carbon Reduction (FLEX)</b>	\$6,821,737	\$5,884	-\$4,000,000	\$2,827,621	\$0	\$2,827,621
<b>Carbon Reduction (NON-FLEX)</b>	\$12,668,941	\$41,984,929	\$0	\$54,653,870	\$0	\$54,653,870
Boston Urban Area	\$8,416,116	\$26,458,037	\$0	\$34,874,153	\$0	\$34,874,153
Barnstable Urban Area	\$507,916	\$1,905,748	\$0	\$2,413,664	\$0	\$2,413,664
Springfield, Chicopee, Holyoke	\$1,094,480	\$4,106,588	\$0	\$5,201,068	\$0	\$5,201,068
Worcester Urban Area	\$933,881	\$3,504,006	\$0	\$4,437,887	\$0	\$4,437,887
Providence, Pawtucket	\$535,878	\$2,010,662	\$0	\$2,546,540	\$0	\$2,546,540
Other Areas (Rural & Small Urban)	\$1,180,670	\$3,999,888	\$0	\$5,180,558	\$0	\$5,180,558
<b>Federal Aid Sub Total &gt;</b>	<b>\$778,916,799</b>	<b>\$201,344,126</b>	<b>\$0</b>	<b>\$980,260,925</b>	<b>\$791,755,460</b>	<b>\$188,505,465</b>
<b>Estimated Obligation Authority</b>					<b>\$833,849,292</b>	<b>\$42,093,832</b>
<b>Earmarks</b>	\$0	\$66,291,551	\$0	\$66,291,551	\$0	\$66,291,551
<b>HIP (FLEX)</b>	\$0	\$4,123,929	\$0	\$4,123,929	\$0	\$4,123,929
<b>HIP (NON-FLEX)</b>	\$0	\$5,932,746	\$0	\$5,932,746	\$0	\$5,932,746



# Fiscal Constraint Analysis Report

Program Activity: Highway

STIP: 2023 - 2027 (D)

Funding Category	Anticipated Net Apportionments of Federal Funds	Estimated Carryover Balance	Anticipated Transfer of Funds	Total Funds Available (10/1) Subject to Obligation	Programmed Obligations	Estimated Balance Remaining
Boston Urban Area	\$0	\$0	\$0	\$0	\$0	\$0
Barnstable Urban Area	\$0	\$213,979	\$0	\$213,979	\$0	\$213,979
Springfield, Chicopee, Holyoke	\$0	\$645,752	\$0	\$645,752	\$0	\$645,752
Worcester Urban Area	\$0	\$19,890	\$0	\$19,890	\$0	\$19,890
Providence, Pawtucket	\$0	\$1,386,841	\$0	\$1,386,841	\$0	\$1,386,841
Other Areas (Rural & Small Urban)	\$0	\$3,666,284	\$0	\$3,666,284	\$0	\$3,666,284
<b>HIP-Bridge</b>	\$192,026,665	\$240,798,255	\$0	\$432,824,920	\$262,055,098	\$170,769,822
<b>BFP- Bridge Formula Off-System</b>	\$33,788,429	\$127,957,484	\$0	\$161,745,913	\$0	\$161,745,913
<b>CRRSAA (FLEX)</b>	\$0	\$7,890,761	\$0	\$7,890,761	\$0	\$7,890,761
<b>CRRSAA (NON-FLEX)</b>	\$0	\$2,542,474	\$0	\$2,542,474	\$0	\$2,542,474
Boston Urban Area	\$0	\$0	\$0	\$0	\$0	\$0
Barnstable Urban Area	\$0	\$0	\$0	\$0	\$0	\$0
Springfield, Chicopee, Holyoke	\$0	\$1,562,488	\$0	\$1,562,488	\$0	\$1,562,488
Worcester Urban Area	\$0	\$640,399	\$0	\$640,399	\$0	\$640,399
Providence, Pawtucket	\$0	\$297,483	\$0	\$297,483	\$0	\$297,483
Other Areas (Rural & Small Urban)	\$0	\$42,104	\$0	\$42,104	\$0	\$42,104
<b>NHPP-Exempt</b>	\$0	\$20,215,868	\$0	\$20,215,868	\$0	\$20,215,868
<b>SPR Pooled Fund Transfer</b>	\$0	\$0	\$0	\$0	\$0	\$0
<b>Electric Vehicle Infrastructure (NEVI)</b>	\$9,397,238	\$9,397,238	\$0	\$18,794,476	\$9,397,238	\$9,397,238
<b>Miscellaneous/Allocated Funds</b>	\$0	\$21,409,155	\$0	\$21,409,155	\$0	\$21,409,155
<b>Other Federal Aid (de-obligated funds)</b>	\$0	\$11,400,000	\$0	\$11,400,000	\$3,200,000	\$8,200,000
<b>Federal Aid Total &gt;</b>	<b>\$1,014,129,131</b>	<b>\$217,452,139</b>	<b>\$0</b>	<b>\$1,231,581,270</b>	<b>\$1,066,407,796</b>	<b>\$131,328,891</b>
<b>State Match For Federal Aid &gt;</b>					<b>\$193,665,533</b>	
<b>Non-Federal Aid</b>	<b>\$26,680,000</b>	<b>\$32,689,945</b>	<b>\$0</b>	<b>\$59,369,945</b>	<b>\$26,680,000</b>	<b>\$32,689,945</b>



# Fiscal Constraint Analysis Report

Program Activity: Highway

STIP: 2023 - 2027 (D)

Funding Category	Anticipated Net Apportionments of Federal Funds	Estimated Carryover Balance	Anticipated Transfer of Funds	Total Funds Available (10/1) Subject to Obligation	Programmed Obligations	Estimated Balance Remaining
Next Generation Bridge Program	\$0	-\$501,851,448	\$0	-\$501,851,448	\$33,844,583	-\$535,696,031
Non-Federal Aid + Federal Aid Total >					\$1,320,597,912	



# Fiscal Constraint Analysis Report

Program Activity: Highway

STIP: 2023 - 2027 (D)

Funding Category	Anticipated Net Apportionments of Federal Funds	Estimated Carryover Balance	Anticipated Transfer of Funds	Total Funds Available (10/1) Subject to Obligation	Programmed Obligations	Estimated Balance Remaining
Federal Fiscal Year 2027						
<b>National Highway Freight Program</b>	\$25,456,199	\$1,336,992	<b>-\$8,707,000</b>	\$18,086,191	\$18,000,000	\$86,191
NFP-NI					\$0	
NFP-I					\$18,000,000	
<b>National Highway Performance Program</b>	\$383,100,457	\$11,205,368	\$0	\$394,305,825	\$394,302,093	\$3,732
NHPP-NI					\$217,767,514	
NHPP-I					\$76,534,579	
NHPP-GANS					\$100,000,000	
<b>STBG (FLEX)</b>	\$51,218,222	\$1,228,043	\$43,207,000	\$95,653,265	\$91,894,152	\$3,759,113
<b>STBG (NON-FLEX)</b>	\$101,305,827	\$0	\$0	\$101,305,827	\$101,305,827	\$0
Boston Urban Area	\$63,245,604	\$0	\$0	\$63,245,604	\$63,245,604	\$0
Barnstable Urban Area	\$3,816,899	\$0	\$0	\$3,816,899	\$3,816,899	\$0
Springfield, Chicopee, Holyoke	\$8,224,819	\$0	\$0	\$8,224,819	\$8,224,819	\$0
Worcester Urban Area	\$7,017,946	\$0	\$0	\$7,017,946	\$7,017,946	\$0
Providence, Pawtucket	\$4,027,025	\$0	\$0	\$4,027,025	\$4,027,025	\$0
Other Areas (Rural & Small Urban)	\$14,973,534	\$0	\$0	\$14,973,534	\$14,973,534	\$0
<b>Bridge-Off System</b>	\$32,629,753	\$58,953,226	\$0	\$91,582,979	\$38,749,876	\$52,833,103
<b>Recreational Trails</b>	\$1,360,751	\$138,027	\$0	\$1,498,778	\$1,194,736	\$304,042
<b>TAP (FLEX)</b>	\$6,287,924	\$106,262	\$3,700,000	\$10,094,186	\$12,270,961	\$2,098,661
<b>TAP (NON-FLEX)</b>	\$6,287,924	\$2,511,316	\$0	\$8,799,240	\$4,274,235	\$4,525,005
Boston Urban Area	\$3,925,574	\$70,243	\$0	\$3,995,817	\$1,670,000	\$2,325,817
Barnstable Urban Area	\$236,910	\$85,793	\$0	\$322,703	\$296,211	\$26,492
Springfield, Chicopee, Holyoke	\$510,504	\$557,089	\$0	\$1,067,593	\$510,504	\$557,089





# Fiscal Constraint Analysis Report

Program Activity: Highway

STIP: 2023 - 2027 (D)

Funding Category	Anticipated Net Apportionments of Federal Funds	Estimated Carryover Balance	Anticipated Transfer of Funds	Total Funds Available (10/1) Subject to Obligation	Programmed Obligations	Estimated Balance Remaining
Worcester Urban Area	\$435,594	\$773,852	\$0	\$1,209,446	\$618,178	\$591,268
Providence, Pawtucket	\$249,953	\$27,950	\$0	\$277,903	\$249,953	\$27,950
Other Areas (Rural & Small Urban)	\$929,389	\$996,389	\$0	\$1,925,778	\$929,389	\$996,389
<b>HWY Safety Improvement Program</b>	\$40,046,850	\$571,067	\$4,000,000	\$44,617,917	\$44,106,115	\$511,802
<b>HSIP - High Risk Rural</b>	\$0	\$3,378,237	\$0	\$3,378,237	\$0	\$3,378,237
<b>RLWY/HWY Crossings-Hazard Elimination</b>	\$1,547,312	\$10,766,734	\$0	\$12,314,046	\$948,800	\$11,365,246
<b>RLWY/HWY Crossings-Protective Devices</b>	\$1,547,312	\$6,367,743	\$0	\$7,915,055	\$948,799	\$6,966,256
<b>CMAQ</b>	\$75,945,337	\$1,686,916	-\$26,200,000	\$51,432,253	\$46,174,051	\$5,258,202
<b>Planning</b>	\$26,012,495	\$2,907,645	\$0	\$28,920,140	\$28,783,376	\$136,764
<b>PROTECT</b>	\$22,627,705	\$29,866,400	-\$10,000,000	\$42,494,105	\$7,587,549	\$34,906,556
<b>Carbon Reduction (FLEX)</b>	\$6,964,993	\$2,827,621	-\$6,000,000	\$3,792,614	\$0	\$3,792,614
<b>Carbon Reduction (NON-FLEX)</b>	\$12,934,989	\$54,653,870	\$0	\$67,588,859	\$1,959,008	\$65,629,851
Boston Urban Area	\$8,592,855	\$34,874,153	\$0	\$43,467,008	\$1,959,008	\$41,508,000
Barnstable Urban Area	\$518,582	\$2,413,664	\$0	\$2,932,246	\$0	\$2,932,246
Springfield, Chicopee, Holyoke	\$1,117,464	\$5,201,068	\$0	\$6,318,532	\$0	\$6,318,532
Worcester Urban Area	\$953,493	\$4,437,887	\$0	\$5,391,380	\$0	\$5,391,380
Providence, Pawtucket	\$547,131	\$2,546,540	\$0	\$3,093,671	\$0	\$3,093,671
Other Areas (Rural & Small Urban)	\$1,205,464	\$5,180,558	\$0	\$6,386,022	\$0	\$6,386,022
<b>Federal Aid Sub Total &gt;</b>	<b>\$795,274,050</b>	<b>\$188,505,467</b>	<b>\$0</b>	<b>\$983,779,517</b>	<b>\$792,499,578</b>	<b>\$191,279,939</b>
<b>Estimated Obligation Authority</b>					<b>\$849,527,245</b>	<b>\$57,027,667</b>
<b>Earmarks</b>	\$0	\$66,291,551	\$0	\$66,291,551	\$512,000	\$65,779,551
<b>HIP (FLEX)</b>	\$0	\$4,123,929	\$0	\$4,123,929	\$0	\$4,123,929
<b>HIP (NON-FLEX)</b>	\$0	\$5,932,746	\$0	\$5,932,746	\$0	\$5,932,746



# Fiscal Constraint Analysis Report

Program Activity: Highway

STIP: 2023 - 2027 (D)

Funding Category	Anticipated Net Apportionments of Federal Funds	Estimated Carryover Balance	Anticipated Transfer of Funds	Total Funds Available (10/1) Subject to Obligation	Programmed Obligations	Estimated Balance Remaining
Boston Urban Area	\$0	\$0	\$0	\$0	\$0	\$0
Barnstable Urban Area	\$0	\$213,979	\$0	\$213,979	\$0	\$213,979
Springfield, Chicopee, Holyoke	\$0	\$645,752	\$0	\$645,752	\$0	\$645,752
Worcester Urban Area	\$0	\$19,890	\$0	\$19,890	\$0	\$19,890
Providence, Pawtucket	\$0	\$1,386,841	\$0	\$1,386,841	\$0	\$1,386,841
Other Areas (Rural & Small Urban)	\$0	\$3,666,284	\$0	\$3,666,284	\$0	\$3,666,284
<b>HIP-Bridge</b>	\$192,026,665	\$170,769,822	\$0	\$362,796,487	\$109,102,646	\$253,693,841
<b>BFP- Bridge Formula Off-System</b>	\$33,788,429	\$161,745,913	\$0	\$195,534,342	\$0	\$195,534,342
<b>CRRSAA (FLEX)</b>	\$0	\$7,890,761	\$0	\$7,890,761	\$0	\$7,890,761
<b>CRRSAA (NON-FLEX)</b>	\$0	\$2,542,474	\$0	\$2,542,474	\$0	\$2,542,474
Boston Urban Area	\$0	\$0	\$0	\$0	\$0	\$0
Barnstable Urban Area	\$0	\$0	\$0	\$0	\$0	\$0
Springfield, Chicopee, Holyoke	\$0	\$1,562,488	\$0	\$1,562,488	\$0	\$1,562,488
Worcester Urban Area	\$0	\$640,399	\$0	\$640,399	\$0	\$640,399
Providence, Pawtucket	\$0	\$297,483	\$0	\$297,483	\$0	\$297,483
Other Areas (Rural & Small Urban)	\$0	\$42,104	\$0	\$42,104	\$0	\$42,104
<b>NHPP-Exempt</b>	\$0	\$20,215,868	\$0	\$20,215,868	\$0	\$20,215,868
<b>SPR Pooled Fund Transfer</b>	\$0	\$0	\$0	\$0	\$0	\$0
<b>Electric Vehicle Infrastructure (NEVI)</b>	\$9,397,238	\$9,397,238	\$0	\$18,794,476	\$9,397,238	\$9,397,238
<b>Miscellaneous/Allocated Funds</b>	\$0	\$21,409,155	\$0	\$21,409,155	\$0	\$21,409,155
<b>Other Federal Aid (de-obligated funds)</b>	\$0	\$8,200,000	\$0	\$8,200,000	\$3,200,000	\$5,000,000
<b>Federal Aid Total &gt;</b>	<b>\$1,030,486,382</b>	<b>\$131,328,893</b>	<b>\$0</b>	<b>\$1,161,815,275</b>	<b>\$914,711,462</b>	<b>-\$152,806,824</b>
<b>State Match For Federal Aid &gt;</b>					<b>\$161,241,854</b>	
<b>Non-Federal Aid</b>	<b>\$0</b>	<b>\$32,689,945</b>	<b>\$0</b>	<b>\$32,689,945</b>	<b>\$0</b>	<b>\$32,689,945</b>



# Fiscal Constraint Analysis Report

Program Activity: Highway

STIP: 2023 - 2027 (D)

Funding Category	Anticipated Net Apportionments of Federal Funds	Estimated Carryover Balance	Anticipated Transfer of Funds	Total Funds Available (10/1) Subject to Obligation	Programmed Obligations	Estimated Balance Remaining
Next Generation Bridge Program	\$0	-\$535,696,031	\$0	-\$535,696,031	\$399,910,637	-\$935,606,668
Non-Federal Aid + Federal Aid Total >					\$1,475,863,953	



Program Activity: Transit

## Fiscal Constraint Analysis Report

STIP: 2023 - 2027 (D)					
Funding Category	Apportionment	Carryover	Total Funds	Programmed Obligations	Estimated Balance Remaining
<b>Federal Fiscal Year 2023</b>					
Other	\$277,115,065	\$0	\$277,115,065	\$277,115,066	\$0
ONF - Other Non-Federal	\$147,500,000	\$0	\$147,500,000	\$147,500,000	\$0
LF - Local Funds	\$122,214,676	\$0	\$122,214,676	\$122,214,677	\$0
VWSF - VW Settlement Funds	\$7,400,389	\$0	\$7,400,389	\$7,400,389	\$0
<b>Federal</b>	<b>\$610,073,473</b>	<b>\$297,835,245</b>	<b>\$907,908,718</b>	<b>\$594,047,862</b>	<b>\$313,860,856</b>
5307 - Urbanized Area Formula Grant	\$277,696,213	\$109,385,337	\$387,081,550	\$267,925,765	\$119,155,785
5309 - Fixed-Guideway Capital Investment Grants	\$0	\$0	\$0	\$0	\$0
5310 - Enhanced Mobility of Seniors & Individuals with Disabilities	\$6,470,898	\$0	\$6,470,898	\$6,470,898	\$0
5311 - Formula Grant for Rural Areas	\$8,869,218	\$0	\$8,869,218	\$0	\$8,869,218
5337 - State of Good Repair Grants	\$229,289,490	\$177,887,911	\$407,177,401	\$233,310,851	\$173,866,550
5339 - Bus & Bus Facilities	\$10,346,454	\$10,561,997	\$20,908,451	\$12,539,148	\$8,369,303
OF - Other Federal	\$77,401,200	\$0	\$77,401,200	\$73,801,200	\$3,600,000
<b>State</b>	<b>\$67,852,785</b>	<b>\$0</b>	<b>\$67,852,785</b>	<b>\$66,193,785</b>	<b>\$1,659,000</b>
RTACAP - Regional Transit Authority Capital Assistance Program	\$42,361,797	\$0	\$42,361,797	\$41,361,797	\$1,000,000
DRTACAP - Discretionary Grant Match RTACAP	\$659,000	\$0	\$659,000	\$0	\$659,000
SCA - State Contract Assistance	\$19,152,975	\$0	\$19,152,975	\$19,152,975	\$0
TA - Technical Assistance	\$0	\$0	\$0	\$0	\$0
TDC - Transportation Development Credits	\$1,679,013	\$0	\$1,679,013	\$1,679,013	\$0
MAP - Mobility Assistance Program	\$4,000,000	\$0	\$4,000,000	\$4,000,000	\$0
MBTAMatch - MBTA Matching Funds	\$0	\$0	\$0	\$0	\$0
<b>Federal Aid + Non-Federal Aid Total</b>	<b>\$955,041,323</b>	<b>\$297,835,245</b>	<b>\$1,252,876,568</b>	<b>\$937,356,713</b>	<b>\$315,519,855</b>

Program Activity: Transit

Fiscal Constraint Analysis Report

STIP: 2023 - 2027 (D)					
Funding Category	Apportionment	Carryover	Total Funds	Programmed Obligations	Estimated Balance Remaining
<b>Federal Fiscal Year 2024</b>					
Other	\$299,143,356	\$0	\$299,143,356	\$274,234,097	\$24,909,259
ONF - Other Non-Federal	\$167,500,000	\$0	\$167,500,000	\$147,500,000	\$20,000,000
LF - Local Funds	\$126,754,097	\$0	\$126,754,097	\$126,734,097	\$20,000
VWSF - VW Settlement Funds	\$4,889,259	\$0	\$4,889,259	\$0	\$4,889,259
<b>Federal</b>	<b>\$607,640,346</b>	<b>\$38,554,200</b>	<b>\$646,194,546</b>	<b>\$580,431,567</b>	<b>\$65,762,979</b>
5307 - Urbanized Area Formula Grant	\$287,588,503	\$38,554,200	\$326,142,703	\$272,021,942	\$54,120,761
5309 - Fixed-Guideway Capital Investment Grants	\$0	\$0	\$0	\$0	\$0
5310 - Enhanced Mobility of Seniors & Individuals with Disabilities	\$6,600,316	\$0	\$6,600,316	\$6,600,316	\$0
5311 - Formula Grant for Rural Areas	\$7,562,218	\$0	\$7,562,218	\$0	\$7,562,218
5337 - State of Good Repair Grants	\$238,413,752	\$0	\$238,413,752	\$238,413,752	\$0
5339 - Bus & Bus Facilities	\$15,223,957	\$0	\$15,223,957	\$15,223,957	\$0
OF - Other Federal	\$52,251,600	\$0	\$52,251,600	\$48,171,600	\$4,080,000
<b>State</b>	<b>\$69,225,859</b>	<b>\$0</b>	<b>\$69,225,859</b>	<b>\$67,380,459</b>	<b>\$1,845,400</b>
RTACAP - Regional Transit Authority Capital Assistance Program	\$37,265,450	\$0	\$37,265,450	\$36,545,450	\$720,000
DRTACAP - Discretionary Grant Match RTACAP	\$1,125,400	\$0	\$1,125,400	\$0	\$1,125,400
SCA - State Contract Assistance	\$20,835,009	\$0	\$20,835,009	\$20,835,009	\$0
TA - Technical Assistance	\$0	\$0	\$0	\$0	\$0
TDC - Transportation Development Credits	\$5,500,000	\$0	\$5,500,000	\$5,500,000	\$0
MAP - Mobility Assistance Program	\$4,500,000	\$0	\$4,500,000	\$4,500,000	\$0
MBTAMatch - MBTA Matching Funds	\$0	\$0	\$0	\$0	\$0
<b>Federal Aid + Non-Federal Aid Total</b>	<b>\$976,009,561</b>	<b>\$38,554,200</b>	<b>\$1,014,563,761</b>	<b>\$922,046,123</b>	<b>\$92,517,638</b>



Program Activity: Transit

Fiscal Constraint Analysis Report

					STIP: 2023 - 2027 (D)
Funding Category	Apportionment	Carryover	Total Funds	Programmed Obligations	Estimated Balance Remaining
Federal Fiscal Year 2025					
Other	\$1,670,575,252	\$0	\$1,670,575,252	\$639,591,691	\$1,030,983,561
ONF - Other Non-Federal	\$516,564,667	\$0	\$516,564,667	\$516,564,667	\$0
LF - Local Funds	\$1,150,989,024	\$0	\$1,150,989,024	\$123,027,024	\$1,027,962,000
VWSF - VW Settlement Funds	\$3,021,561	\$0	\$3,021,561	\$0	\$3,021,561
Federal	\$572,260,645	\$33,043,541	\$605,304,186	\$540,567,524	\$64,736,662
5307 - Urbanized Area Formula Grant	\$291,777,958	\$27,588,406	\$319,366,364	\$266,088,478	\$53,277,886
5309 - Fixed-Guideway Capital Investment Grants	\$0	\$0	\$0	\$0	\$0
5310 - Enhanced Mobility of Seniors & Individuals with Disabilities	\$6,732,323	\$0	\$6,732,323	\$6,732,323	\$0
5311 - Formula Grant for Rural Areas	\$9,285,672	\$0	\$9,285,672	\$5,000,000	\$4,285,672
5337 - State of Good Repair Grants	\$238,400,903	\$5,455,135	\$243,856,038	\$242,517,885	\$1,338,153
5339 - Bus & Bus Facilities	\$17,655,589	\$0	\$17,655,589	\$15,900,638	\$1,754,951
OF - Other Federal	\$8,408,200	\$0	\$8,408,200	\$4,328,200	\$4,080,000
State	\$58,501,885	\$0	\$58,501,885	\$57,568,585	\$933,300
RTACAP - Regional Transit Authority Capital Assistance Program	\$30,982,676	\$0	\$30,982,676	\$30,262,676	\$720,000
DRTACAP - Discretionary Grant Match RTACAP	\$213,300	\$0	\$213,300	\$0	\$213,300
SCA - State Contract Assistance	\$21,855,909	\$0	\$21,855,909	\$21,855,909	\$0
TA - Technical Assistance	\$0	\$0	\$0	\$0	\$0
TDC - Transportation Development Credits	\$700,000	\$0	\$700,000	\$700,000	\$0
MAP - Mobility Assistance Program	\$4,750,000	\$0	\$4,750,000	\$4,750,000	\$0
MBTAMatch - MBTA Matching Funds	\$0	\$0	\$0	\$0	\$0
Federal Aid + Non-Federal Aid Total	\$2,301,337,782	\$33,043,541	\$2,334,381,323	\$1,237,727,800	\$1,096,653,523



Program Activity: Transit

## Fiscal Constraint Analysis Report

					STIP: 2023 - 2027 (D)
Funding Category	Apportionment	Carryover	Total Funds	Programmed Obligations	Estimated Balance Remaining
Federal Fiscal Year 2026					
Other	\$377,619,675	\$0	\$377,619,675	\$347,619,674	\$30,000,001
ONF - Other Non-Federal	\$255,085,334	\$0	\$255,085,334	\$225,085,333	\$30,000,001
LF - Local Funds	\$122,534,341	\$0	\$122,534,341	\$122,534,341	\$0
VWSF - VW Settlement Funds	\$0	\$0	\$0	\$0	\$0
Federal	\$594,026,020	\$5,965,459	\$599,991,479	\$561,459,869	\$38,531,610
5307 - Urbanized Area Formula Grant	\$298,765,929	\$5,965,459	\$304,731,388	\$275,751,163	\$28,980,225
5309 - Fixed-Guideway Capital Investment Grants	\$0	\$0	\$0	\$0	\$0
5310 - Enhanced Mobility of Seniors & Individuals with Disabilities	\$6,866,969	\$0	\$6,866,969	\$6,866,969	\$0
5311 - Formula Grant for Rural Areas	\$9,471,385	\$0	\$9,471,385	\$4,000,000	\$5,471,385
5337 - State of Good Repair Grants	\$246,645,775	\$0	\$246,645,775	\$246,645,775	\$0
5339 - Bus & Bus Facilities	\$17,341,033	\$0	\$17,341,033	\$17,341,033	\$0
OF - Other Federal	\$14,934,929	\$0	\$14,934,929	\$10,854,929	\$4,080,000
State	\$65,905,426	\$0	\$65,905,426	\$65,070,738	\$834,688
RTACAP - Regional Transit Authority Capital Assistance Program	\$32,990,358	\$0	\$32,990,358	\$32,270,358	\$720,000
DRTACAP - Discretionary Grant Match RTACAP	\$114,688	\$0	\$114,688	\$0	\$114,688
SCA - State Contract Assistance	\$27,050,575	\$0	\$27,050,575	\$27,050,575	\$0
TA - Technical Assistance	\$0	\$0	\$0	\$0	\$0
TDC - Transportation Development Credits	\$749,805	\$0	\$749,805	\$749,805	\$0
MAP - Mobility Assistance Program	\$5,000,000	\$0	\$5,000,000	\$5,000,000	\$0
MBTAMatch - MBTA Matching Funds	\$0	\$0	\$0	\$0	\$0
Federal Aid + Non-Federal Aid Total	\$1,037,551,121	\$5,965,459	\$1,043,516,580	\$974,150,281	\$69,366,299



Program Activity: Transit

Fiscal Constraint Analysis Report

					STIP: 2023 - 2027 (D)
Funding Category	Apportionment	Carryover	Total Funds	Programmed Obligations	Estimated Balance Remaining
Federal Fiscal Year 2027					
Other	\$249,431,901	\$0	\$249,431,901	\$249,431,901	\$0
ONF - Other Non-Federal	\$125,000,000	\$0	\$125,000,000	\$125,000,000	\$0
LF - Local Funds	\$120,828,994	\$0	\$120,828,994	\$120,828,994	\$0
VWSF - VW Settlement Funds	\$3,602,907	\$0	\$3,602,907	\$3,602,907	\$0
Federal	\$643,506,476	\$2,145,179	\$645,651,655	\$591,777,256	\$53,874,399
5307 - Urbanized Area Formula Grant	\$305,588,542	\$2,145,179	\$307,733,721	\$271,839,098	\$35,894,623
5309 - Fixed-Guideway Capital Investment Grants	\$0	\$0	\$0	\$0	\$0
5310 - Enhanced Mobility of Seniors & Individuals with Disabilities	\$7,004,308	\$0	\$7,004,308	\$7,004,308	\$0
5311 - Formula Grant for Rural Areas	\$9,686,613	\$0	\$9,686,613	\$0	\$9,686,613
5337 - State of Good Repair Grants	\$251,587,817	\$0	\$251,587,817	\$251,587,817	\$0
5339 - Bus & Bus Facilities	\$16,622,685	\$0	\$16,622,685	\$16,329,522	\$293,163
OF - Other Federal	\$53,016,511	\$0	\$53,016,511	\$45,016,511	\$8,000,000
State	\$62,037,011	\$0	\$62,037,011	\$49,418,883	\$12,618,128
RTACAP - Regional Transit Authority Capital Assistance Program	\$29,146,112	\$0	\$29,146,112	\$27,146,112	\$2,000,000
DRTACAP - Discretionary Grant Match RTACAP	\$118,128	\$0	\$118,128	\$0	\$118,128
SCA - State Contract Assistance	\$23,772,771	\$0	\$23,772,771	\$22,272,771	\$1,500,000
TA - Technical Assistance	\$2,000,000	\$0	\$2,000,000	\$0	\$2,000,000
TDC - Transportation Development Credits	\$2,000,000	\$0	\$2,000,000	\$0	\$2,000,000
MAP - Mobility Assistance Program	\$5,000,000	\$0	\$5,000,000	\$0	\$5,000,000
MBTAMatch - MBTA Matching Funds	\$0	\$0	\$0	\$0	\$0
Federal Aid + Non-Federal Aid Total	\$954,975,388	\$2,145,179	\$957,120,567	\$890,628,040	\$66,492,527



## Advanced construction (AC)

AC projects are those which are funded over multiple federal fiscal years and multiple construction seasons. The AC procedure allows states to commence eligible projects without first having to obligate the entirety of the federal government's share of expenditures. The following tables are projects programmed in the FFY 2023-2027 STIP which are programmed with an AC schedule.



Advance Construction (AC) Schedule

MPO Projects										STIP: 2023 - 2027 (D)	
Project	MPO	MassDOT Project Description	Prior Years	2023	2024	2025	2026	2027	Future STIP	Total AC Conversion	Adjusted TFPC
AC'd Year: Prior to 2023											
S10780	Boston Region	GREEN LINE EXTENSION PROJECT- EXTENSION TO COLLEGE AVENUE WITH THE UNION SQUARE SPUR	\$217,196,348	\$0	\$0	\$0	\$0	\$0	\$0	\$0	\$27,096,238
Scheduled AC Conversions				\$0	\$0	\$0	\$0	\$0	\$0	\$0	\$27,096,238
AC'd Year: Prior to 2023											
605032	Pioneer Valley	HADLEY- RECONSTRUCTION ON ROUTE 9, FROM MIDDLE STREET TO MAPLE/SOUTH MAPLE STREET	\$26,279,372	\$0	\$0	\$0	\$0	\$0	\$0	\$0	\$0
606463	Franklin Region	BUCKLAND- RECONSTRUCTION & MINOR WIDENING ON CONWAY STREET, SUMMER STREET, SOUTH STREET & CONWAY ROAD	\$7,868,506	\$0	\$0	\$0	\$0	\$0	\$0	\$0	\$0
606476	Boston Region	BOSTON- ROADWAY, CEILING, ARCH & WALL RECONSTRUCTION AND OTHER CONTROL SYSTEMS IN SUMNER TUNNEL	\$83,424,310	\$11,607,808	\$0	\$0	\$0	\$0	\$0	\$11,607,808	\$136,722,750
607319	Cape Cod	MASHPEE- CORRIDOR IMPROVEMENTS & RELATED WORK ON ROUTE 151, FROM OLD BARNSTABLE ROAD TO THE MASHPEE ROTARY (PHASE 1)	\$15,934,387	\$0	\$0	\$0	\$0	\$0	\$0	\$0	\$0
Scheduled AC Conversions				\$11,607,808	\$0	\$0	\$0	\$0	\$0	\$11,607,808	\$136,722,750
AC'd Year: Prior to 2023											
602659	Central Mass	CHARLTON- OXFORD- RECONSTRUCTION ON ROUTE 20, FROM RICHARDSON'S CORNER EASTERLY TO ROUTE 12, INCLUDES REHAB OF C-06-023 & REPLACEMENT OF O-06-002	\$4,000,000	\$1,768,000	\$0	\$2,776,050	\$0	\$0	\$0	\$4,544,050	\$77,456,524
605178	Northern Middlesex	BILLERICA- REHABILITATION ON BOSTON ROAD (ROUTE 3A) FROM BILLERICA TOWN CENTER TO FLOYD STREET	\$2,541,379	\$7,745,327	\$0	\$0	\$0	\$0	\$0	\$7,745,327	\$13,269,348
607977	Boston Region	HOPKINTON- WESTBOROUGH- RECONSTRUCTION OF I-90/I-495 INTERCHANGE	\$38,210,845	\$0	\$0	\$0	\$0	\$0	\$0	\$0	\$0



Advance Construction (AC) Schedule

MPO Projects											STIP: 2023 - 2027 (D)
Project	MPO	MassDOT Project Description	Prior Years	2023	2024	2025	2026	2027	Future STIP	Total AC Conversion	Adjusted TFPC
608049	Southeastern Mass	FALL RIVER- CORRIDOR IMPROVEMENTS ON ROUTE 79/DAVOL STREET	\$7,283,745	\$0	\$25,917,561	\$0	\$0	\$0	\$0	\$25,917,561	\$124,204,699
608374	Pioneer Valley	WEST SPRINGFIELD- RECONSTRUCTION OF MEMORIAL AVENUE (ROUTE 147), FROM COLONY ROAD TO THE MEMORIAL AVENUE ROTARY (1.4 MILES)	\$10,751,514	\$11,581,602	\$0	\$0	\$0	\$0	\$0	\$11,581,602	\$21,992,920
S12114	Boston Region	ROYALL STREET SHUTTLE	\$209,101	\$177,177	\$148,542	\$0	\$0	\$0	\$0	\$325,719	\$534,820
S12125	Boston Region	NEWTON MICROTRANSIT SERVICE	\$275,000	\$152,000	\$0	\$0	\$0	\$0	\$0	\$152,000	\$427,000
Scheduled AC Conversions				\$21,424,106	\$26,066,103	\$2,776,050	\$0	\$0	\$0	\$50,266,259	\$237,885,311
AC'd Year: 2023											
602202	Merrimack Valley	SALISBURY- RECONSTRUCTION OF ROUTE 1 (LAFAYETTE ROAD)	\$0	\$13,293,829	\$5,972,454	\$0	\$0	\$0	\$0	\$5,972,454	\$19,266,283
607403	Old Colony	STOUGHTON- CORRIDOR IMPROVEMENTS ON ROUTE 138	\$0	\$9,264,000	\$2,864,352	\$0	\$0	\$0	\$0	\$2,864,352	\$12,128,352
607777	Boston Region	WATERTOWN- REHABILITATION OF MOUNT AUBURN STREET (ROUTE 16)	\$0	\$27,250,087	\$0	\$0	\$0	\$0	\$0	\$0	\$27,250,087
S12694	Boston Region	NEWMO MICROTRANSIT SERVICE EXPANSION	\$0	\$412,665	\$268,246	\$209,663	\$0	\$0	\$0	\$477,909	\$890,574
S12697	Boston Region	PLEASANT STREET SHUTTLE SERVICE EXPANSION	\$0	\$437,825	\$335,434	\$228,939	\$0	\$0	\$0	\$564,373	\$1,002,198
S12699	Boston Region	STONEHAM SHUTTLE SERVICE	\$0	\$330,189	\$261,439	\$205,189	\$0	\$0	\$0	\$466,628	\$796,817
S12700	Boston Region	CATA ON DEMAND MICROTRANSIT SERVICE EXPANSION	\$0	\$333,450	\$265,065	\$214,776	\$0	\$0	\$0	\$479,841	\$813,291
S12701	Boston Region	MWRTA CATCHCONNECT MICROTRANSIT SERVICE EXPANSION	\$0	\$141,250	\$149,425	\$159,488	\$0	\$0	\$0	\$308,913	\$450,163
S12703	Boston Region	MONTACHUSETT RTA MICROTRANSIT SERVICE	\$0	\$479,066	\$430,354	\$406,641	\$0	\$0	\$0	\$836,995	\$1,316,061
S12705	Boston Region	LYNN STATION IMPROVEMENTS PHASE II	\$0	\$34,500,000	\$13,600,000	\$0	\$0	\$0	\$0	\$13,600,000	\$48,100,000
Scheduled AC Conversions					\$24,146,769	\$1,424,696	\$0	\$0	\$0	\$25,571,465	\$112,013,826
AC'd Year: 2024											



Advance Construction (AC) Schedule

MPO Projects											STIP: 2023 - 2027 (D)
Project	MPO	MassDOT Project Description	Prior Years	2023	2024	2025	2026	2027	Future STIP	Total AC Conversion	Adjusted TFPC
603371	Franklin Region	ORANGE- RECONSTRUCTION OF NORTH MAIN STREET, FROM SCHOOL STREET TO LINCOLN AVENUE (0.4 MILES) INCLUDES RELOCATION OF FALL HILL BROOK CULVERT	\$0	\$0	\$7,722,290	\$2,926,081	\$0	\$0	\$0	\$2,926,081	\$10,648,371
604499	Montachusett	LEOMINSTER- RECONSTRUCTION/ REHABILITATION ON ROUTE 12 (CENTRAL STREET), INCLUDING REHABILITATION OF L-08-022	\$0	\$0	\$11,000,000	\$2,814,345	\$0	\$0	\$0	\$2,814,345	\$13,814,345
608095	Merrimack Valley	NORTH ANDOVER- CORRIDOR IMPROVEMENTS ON ROUTE 114, BETWEEN WAVERLY ROAD & WILLOW/MILL STREET	\$0	\$0	\$5,432,436	\$13,239,974	\$12,916,056	\$2,495,393	\$0	\$28,651,423	\$34,083,859
608744	Cape Cod	PROVINCETOWN- CORRIDOR IMPROVEMENTS AND RELATED WORK ON SHANK PAINTER ROAD, FROM ROUTE 6 TO BRADFORD STREET	\$0	\$0	\$4,508,256	\$8,449,086	\$0	\$0	\$0	\$8,449,086	\$12,957,342
S12124	Boston Region	COMMUNITY CONNECTIONS PROGRAM	\$0	\$0	\$641,495	\$1,075,304	\$2,500,000	\$2,500,000	\$0	\$6,075,304	\$6,716,799
609459	Martha's Vineyard	TISBURY- DRAINAGE IMPROVEMENTS ON STATE HIGHWAY	\$0	\$0	\$800,000	\$736,443	\$0	\$0	\$0	\$736,443	\$1,536,443
Scheduled AC Conversions						\$29,241,233	\$15,416,056	\$4,995,393	\$0	\$49,652,682	\$79,757,159
AC'd Year: 2025											
605857	Boston Region	NORWOOD- INTERSECTION IMPROVEMENTS @ ROUTE 1 & UNIVERSITY AVENUE/EVERETT STREET	\$0	\$0	\$0	\$9,000,000	\$15,837,870	\$0	\$0	\$15,837,870	\$24,837,870
605983	Franklin Region	WHATELY- REHABILITATION OF HAYDENVILLE ROAD, FROM CONWAY ROAD TO THE WILLIAMSBURG T.L. (1.7 MILES)	\$0	\$0	\$0	\$4,665,025	\$4,099,675	\$0	\$0	\$4,099,675	\$9,638,019
606226	Boston Region	BOSTON- RECONSTRUCTION OF RUTHERFORD AVENUE, FROM CITY SQUARE TO SULLIVAN SQUARE	\$0	\$0	\$0	\$32,783,959	\$33,500,000	\$33,500,000	\$65,912,653	\$67,000,000	\$190,696,612
611986	Cape Cod	MASHPEE- CORRIDOR IMPROVEMENTS & RELATED WORK ON ROUTE 151, FROM THE FALMOUTH T.L. TO OLD BARNSTABLE ROAD (PHASE 2)	\$0	\$0	\$0	\$5,255,674	\$10,134,326	\$0	\$0	\$10,134,326	\$15,390,000



Advance Construction (AC) Schedule

MPO Projects										STIP: 2023 - 2027 (D)	
Project	MPO	MassDOT Project Description	Prior Years	2023	2024	2025	2026	2027	Future STIP	Total AC Conversion	Adjusted TFPC
S12113	Boston Region	TRANSIT MODERNIZATION PROGRAM	\$0	\$0	\$0	\$6,500,000	\$6,500,000	\$6,500,000	\$0	\$13,000,000	\$19,500,000
Scheduled AC Conversions							\$70,071,871	\$40,000,000	\$65,912,653	\$110,071,871	\$260,062,502
AC'd Year: 2026											
608506	Old Colony	HANSON- CORRIDOR IMPROVEMENTS ON ROUTE 14 (MAQUAN STREET), FROM THE PEMBROKE T.L. TO INDIAN HEAD STREET AND RELATED WORK	\$0	\$0	\$0	\$0	\$5,232,158	\$6,316,184	\$0	\$6,316,184	\$11,548,342
609213	Montachusett	HARVARD- RESURFACING AND BOX WIDENING ON AYER ROAD, FROM ROUTE 2 TO THE AYER TOWN LINE	\$0	\$0	\$0	\$0	\$4,928,871	\$6,424,393	\$0	\$6,424,393	\$11,353,264
609317	Northern Middlesex	CHELMSFORD- IMPROVEMENTS ON CHELMSFORD STREET (ROUTE 110)	\$0	\$0	\$0	\$0	\$6,594,566	\$5,669,434	\$0	\$5,669,434	\$12,264,000
608547	Berkshire Region	EGREMONT- RECONSTRUCTION OF MOUNT WASHINGTON ROAD	\$0	\$0	\$0	\$0	\$2,242,457	\$7,203,622	\$0	\$7,203,622	\$9,460,201
Scheduled AC Conversions								\$25,613,633	\$0	\$25,613,633	\$44,625,808
AC'd Year: 2027											
608737	Berkshire Region	DALTON- RECONSTRUCTION OF DALTON DIVISION ROAD	\$0	\$0	\$0	\$0	\$0	\$3,735,641	\$7,734,439	\$0	\$11,470,080
608788	Merrimack Valley	HAVERHILL- ROADWAY RECONSTRUCTION ON NORTH AVENUE, FROM MAIN STREET (ROUTE 125) TO PLAISTOW NH	\$0	\$0	\$0	\$0	\$0	\$5,798,257	\$17,802,740	\$0	\$23,600,997
609246	Boston Region	LYNN- REHABILITATION OF WESTERN AVENUE (ROUTE 107)	\$0	\$0	\$0	\$0	\$0	\$15,000,000	\$32,536,800	\$0	\$47,536,800
607981	Boston Region	SOMERVILLE- MCGRATH BOULEVARD CONSTRUCTION	\$0	\$0	\$0	\$0	\$0	\$20,000,000	\$82,370,000	\$0	\$102,370,000
Scheduled AC Conversions									\$140,443,979	\$0	\$184,977,877
Non-Federal Aid*				\$33,031,914	\$50,212,872	\$33,441,979	\$85,487,927	\$70,609,026	\$206,356,632	#Error	\$1,083,141,469

\*Non-Federal Aid Totals to be converted to Federal Aid by A/C Conversions as shown above.



Advance Construction (AC) Schedule

Statewide Projects										STIP: 2023 - 2027 (D)	
Project	MPO	MassDOT Project Description	Prior Years	2023	2024	2025	2026	2027	Future STIP	Total AC Conversion	Adjusted TFPC
AC'd Year: Prior to 2023											
606476	Boston Region	BOSTON- ROADWAY, CEILING, ARCH & WALL RECONSTRUCTION AND OTHER CONTROL SYSTEMS IN SUMNER TUNNEL	\$36,428,639	\$5,261,993	\$0	\$0	\$0	\$0	\$0	\$5,261,993	\$136,722,750
Scheduled AC Conversions				\$5,261,993	\$0	\$0	\$0	\$0	\$0	\$5,261,993	\$136,722,750
AC'd Year: Prior to 2023											
602659	Central Mass	CHARLTON- OXFORD- RECONSTRUCTION ON ROUTE 20, FROM RICHARDSON'S CORNER EASTERLY TO ROUTE 12, INCLUDES REHAB OF C-06-023 & REPLACEMENT OF O-06-002	\$12,000,000	\$43,500,000	\$7,700,000	\$600,000	\$0	\$0	\$0	\$51,800,000	\$77,456,524
607977	Boston Region	HOPKINTON- WESTBOROUGH- RECONSTRUCTION OF I-90/I-495 INTERCHANGE	\$40,701,272	\$49,112,212	\$65,398,856	\$100,766,566	\$53,109,306	\$61,566,934	\$0	\$329,953,874	\$300,942,837
608049	Southeastern Mass	FALL RIVER- CORRIDOR IMPROVEMENTS ON ROUTE 79/DAVOL STREET	\$4,430,131	\$45,230,254	\$20,554,689	\$16,011,215	\$0	\$0	\$0	\$81,796,158	\$119,427,595
Scheduled AC Conversions				\$137,842,466	\$93,653,545	\$117,377,781	\$53,109,306	\$61,566,934	\$0	\$463,550,032	\$497,826,956
AC'd Year: 2023											
606522	Merrimack Valley	ANDOVER- BRIDGE REHABILITATION, A-09-036, I-495 OVER ST 28 (SB), A-09-037, I-495 OVER B&M AND MBTA, A-09-041, I-495 OVER ST 28 (NB)	\$0	\$85,115,435	\$60,000,000	\$12,325,976	\$15,633,589	\$0	\$0	\$87,959,565	\$173,075,000
Scheduled AC Conversions					\$60,000,000	\$12,325,976	\$15,633,589	\$0	\$0	\$87,959,565	\$173,075,000
AC'd Year: 2024											
605304	Merrimack Valley	HAVERHILL- BRIDGE REPLACEMENT, H-12-007 & H-12-025, BRIDGE STREET (SR 125) OVER THE MERRIMACK RIVER AND THE ABANDONED B&M RR (PROPOSED BIKEWAY)	\$0	\$0	\$20,600,000	\$30,900,000	\$56,511,904	\$0	\$0	\$87,411,904	\$108,011,904
608930	Merrimack Valley	LAWRENCE- LAWRENCE MANCHESTER RAIL CORRIDOR (LMRC) RAIL TRAIL	\$0	\$0	\$1,000,000	\$20,416,304	\$0	\$0	\$0	\$20,416,304	\$21,416,304
609466	Merrimack Valley	HAVERHILL- BRIDGE REPLACEMENT, H-12-040, I-495 (NB & SB) OVER MERRIMACK RIVER	\$0	\$0	\$21,388,926	\$39,813,300	\$23,692,243	\$11,192,951	\$0	\$74,698,494	\$96,087,420

\*Non-Federal Aid Totals to be converted to Federal Aid by A/C Conversions as shown above.



Advance Construction (AC) Schedule

Statewide Projects											STIP: 2023 - 2027 (D)	
Project	MPO	MassDOT Project Description	Prior Years	2023	2024	2025	2026	2027	Future STIP	Total AC Conversion	Adjusted TFPC	
S12632	Statewide	2024 Bridge Inspection & Data Control	\$0	\$0	\$17,900,000	\$10,619,719	\$0	\$0	\$0	\$10,619,719	\$28,519,719	
S12660	Statewide	BIL-BFP SYSTEMATIC BRIDGE MAINTENANCE		\$0	\$0	\$55,000,000	\$60,000,000	\$65,000,000	\$70,000,000	\$0	\$195,000,000	\$250,000,000
S12662	Statewide	MassDOT Resiliency-focused Improvements (2023-2027 STIP)		\$0	\$0	\$17,619,460	\$18,990,010	\$13,430,420	\$9,484,436	\$0	\$41,904,866	\$59,524,326
606527	Southeastern Mass	NEW BEDFORD- SUPERSTRUCTURE REPLACEMENT, N-06-020, I-195 (EB & WB) RAMP C & F OVER ST 18, COUNTY STREET, STATE STREET, MASS COASTAL RAILROAD, PURCHASE STREET, WELD STREET, INCLUDES REPLACING N-06-046, I-195 (EB) RAMP F OVER WELD STREET		\$0	\$0	\$35,665,726	\$50,000,000	\$52,105,101	\$12,473,038	\$0	\$114,578,139	\$151,702,543
Scheduled AC Conversions						\$230,739,333	\$210,739,668	\$103,150,425	\$0	\$544,629,426	\$715,262,216	
AC'd Year: 2025												
605983	Franklin Region	WHATELY- REHABILITATION OF HAYDENVILLE ROAD, FROM CONWAY ROAD TO THE WILLIAMSBURG T.L. (1.7 MILES)	\$0	\$0	\$0	\$873,319	\$0	\$0	\$0	\$0	\$9,638,019	
608819	Cape Cod	BARNSTABLE- RESURFACING AND RELATED WORK ON ROUTE 6		\$0	\$0	\$0	\$24,500,000	\$22,696,000	\$0	\$0	\$22,696,000	\$47,196,000
Scheduled AC Conversions							\$22,696,000	\$0	\$0	\$22,696,000	\$56,834,019	
AC'd Year: 2026												
S12633	Statewide	2026 Bridge Inspection & Data Control	\$0	\$0	\$0	\$0	\$17,900,000	\$11,047,515	\$0	\$11,047,515	\$28,947,515	
Scheduled AC Conversions								\$11,047,515	\$0	\$11,047,515	\$28,947,515	
AC'd Year: 2027												
612006	Old Colony	DUXBURY- BRIDGE REPLACEMENT, D-14-003 (438), POWDER POINT AVENUE OVER DUXBURY BAY	\$0	\$0	\$0	\$0	\$0	\$47,428,063	\$109,829,647	\$0	\$81,374,000	
608787	Pioneer Valley	WILLIAMSBURG- CONSTRUCTION OF THE "MILL RIVER GREENWAY" SHARED USE PATH		\$0	\$0	\$0	\$0	\$0	\$9,000,000	\$35,010,400	\$0	\$44,010,400

\*Non-Federal Aid Totals to be converted to Federal Aid by A/C Conversions as shown above.



Advance Construction (AC) Schedule

Statewide Projects										STIP: 2023 - 2027 (D)		
Project	MPO	MassDOT Project Description	Prior Years	2023	2024	2025	2026	2027	Future STIP	Total AC Conversion	Adjusted TFPC	
606728	Boston Region	BOSTON- BRIDGE REPLACEMENT B-16-365, STORROW DRIVE OVER BOWKER RAMPS	\$0	\$0	\$0	\$0	\$0	\$107,377,205	\$8,680,795	\$0	\$116,058,000	
Scheduled AC Conversions									\$153,520,842	\$0	\$241,442,400	
Non-Federal Aid*				\$143,104,459	\$153,653,545	\$360,443,090	\$302,178,563	\$175,764,874	\$153,520,842	#Error	\$1,850,110,857	

\*Non-Federal Aid Totals to be converted to Federal Aid by A/C Conversions as shown above.



## Status of FFY 2022 investments

Projects that are currently programmed in the FFY 2022 element of the active FFY 2022-2026 STIP are scheduled to be advertised for contractual bid throughout the Federal Fiscal Year, (October 2021 – September 2022). The following tables depict the status of each project currently programmed in FFY 2021 with actual dates of advertisement or anticipated quarter of advertisement. The quarters of FFY 2021 listed in the following tables refer to the following calendar months:

Quarter 1 (Q1): October 2020 through December 2021

Quarter 2 (Q2): January 2021 through March 2022

Quarter 3 (Q3): April 2021 through June 2022

Quarter 4 (Q4): July 2021 through September 2022



## TIP v TFPC by Quarter Report 2022

Key		Advertised					
Project ID	Description	MPO	Program	Design Status	Ad Date	Total TIP Cost	Adjusted TFPC
Quarter 1							
608496	AVON- STOUGHTON- RESURFACING AND	Old Colony	Non-Interstate Pavement	Final Design	10/23/2021	\$7,339,593	\$7,340,013
607977	HOPKINTON- WESTBOROUGH-	Boston Region	Roadway Reconstruction	Final Design	10/30/2021	\$396,532,793	\$300,942,837
609162	WILLIAMSTOWN- SYSTEMATIC BRIDGE	Berkshire Region	Bridge Systematic	Final Design	10/30/2021	\$1,493,175	\$1,460,152
608863	DISTRICT 5- SYSTEMATIC BRIDGE	Statewide	Bridge Systematic	Final Design	11/6/2021	\$1,605,100	\$1,730,775
608599	CANTON- NORWOOD- STORMWATER	Boston Region	Roadway Improvements	Final Design	11/27/2021	\$411,782	\$499,687
608866	NEWTON- WESTON- STEEL	Boston Region	Bridge Systematic	Final Design	12/4/2021	\$2,349,900	\$2,425,752
600380	PEMBROKE- REHABILITATION OF ROUTE 36	Old Colony	Roadway Reconstruction	Final Design	12/11/2021	\$10,160,995	\$11,176,096
608473	SOUTH HADLEY- RESURFACING AND	Pioneer Valley	Non-Interstate Pavement	Final Design	12/11/2021	\$7,855,761	\$7,631,385
608350	DRACUT- IMPROVEMENTS ON NASHUA	Northern Middlesex	Roadway Reconstruction	Final Design	12/18/2021	\$7,165,659	\$7,661,779
608856	OTIS- BRIDGE REPLACEMENT, O-05-007,	Berkshire Region	Bridge Off-system	Final Design	12/25/2021	\$1,736,751	\$2,069,257
Quarter 1 Total						\$436,651,509	\$342,937,733
Quarter 2							
608860	PITTSFIELD- BRIDGE REPLACEMENT, P-10-	Berkshire Region	Bridge Off-system	Final Design	1/1/2022	\$3,447,946	\$3,634,790
608056	ERVING- GILL- PROTECTIVE SCREENING	Franklin Region	Bridge On-system Non-	Final Design	1/8/2022	\$4,259,363	\$4,753,021
608887	BELLINGHAM- REHABILITATION AND	Boston Region	Roadway Reconstruction	Final Design	2/12/2022	\$6,398,158	\$6,714,278
608203	MILFORD- HOPKINTON- WESTBOROUGH-	Statewide	Interstate Pavement	Final Design	2/19/2022	\$22,709,900	\$22,873,176
611951	FRAMINGHAM- CONSTRUCTION OF OFFICE,	Boston Region	NFA	Final Design	3/5/2022	\$3,450,000	\$3,384,437
608577	EASTHAMPTON- IMPROVEMENTS AND	Pioneer Valley	Roadway Reconstruction	Final Design	3/12/2022	\$3,624,561	\$3,915,967
605178	BILLERICA- REHABILITATION ON BOSTON	Northern Middlesex	Roadway Reconstruction	Final Design	3/19/2022	\$12,065,409	\$13,269,348
608078	CHELSEA- RECONSTRUCTION ON	Boston Region	Roadway Reconstruction	Final Design	3/19/2022	\$11,301,176	\$11,893,613
608815	HOLDEN- RESURFACING AND RELATED	Central Mass	Non-Interstate Pavement	Final Design	3/19/2022	\$2,978,029	\$2,706,120
609056	HOLLAND TO STURBRIDGE- GUIDE AND	Statewide	Safety Improvements	Final Design	3/19/2022	\$453,800	\$878,934
609060	LYNNFIELD- PEABODY- DANVERS- GUIDE	Boston Region	Safety Improvements	Final Design	3/19/2022	\$437,700	\$727,954
608049	FALL RIVER- CORRIDOR IMPROVEMENTS ON	Southeastern Mass	Roadway Reconstruction	100% Design	3/26/2022	\$120,006,256	\$119,427,595
608779	LANCASTER- INTERSECTION	Montachusett	Intersection Improvements	Final Design	3/26/2022	\$5,747,806	\$5,802,392
610793	STATEWIDE- SYSTEMIC	Statewide	Intersection Improvements	Approved	3/26/2022	\$0	
612088	GILL- ERVING- RESURFACING AND	Franklin Region	Non-Interstate Pavement	Final Design	3/26/2022	\$4,378,717	\$4,301,578
Quarter 2 Total						\$201,258,821	\$204,283,203
Quarter 3							
602659	CHARLTON- OXFORD- RECONSTRUCTION	Central Mass	Roadway Reconstruction	100% Design	4/23/2022	\$71,344,050	\$78,222,752
605377	MILLBURY- RECONSTRUCTION ON	Central Mass	Roadway Reconstruction	Final Design	4/30/2022	\$11,310,573	\$11,702,801
609119	BOSTON- MILTON- QUINCY- SOUTHEAST	Boston Region	Earmark Discretionary	Final Design	4/30/2022	\$32,200,000	\$30,330,722
612197	AMESBURY- HAVERHILL- LOWELL-	Statewide	Bridge Systematic	Final Design	4/30/2022	\$7,816,066	\$7,845,546

## TIP v TFPC by Quarter Report 2022

609103	FLORIDA- NORTH ADAMS- RESURFACING	Berkshire Region	Non-Interstate Pavement	Final Design	5/7/2022	\$6,801,018	\$6,155,642
608666	ORLEANS- INTERSECTION IMPROVEMENTS	Cape Cod	Roadway Reconstruction	Final Design	5/21/2022	\$5,798,657	\$5,740,277
602077	LYNN- RECONSTRUCTION ON ROUTE 129	Boston Region	Roadway Reconstruction	Final Design	5/28/2022	\$6,349,357	\$6,607,491
612180	DISTRICT 1- DISTRICT 2- SYSTEMIC TRAFFIC	Statewide	Intersection Improvements	Final Design	5/28/2022	\$4,254,741	\$4,380,261
608229	ACTON- INTERSECTION & SIGNAL	Boston Region	Intersection Improvements	Final Design	6/4/2022	\$15,311,125	\$15,924,837
608374	WEST SPRINGFIELD- RECONSTRUCTION OF	Pioneer Valley	Roadway Reconstruction	Final Design	6/4/2022	\$22,016,765	\$22,027,963
608793	HUBBARDSTON- HIGHWAY	Montachusett	Roadway Reconstruction	Final Design	6/4/2022	\$5,241,283	\$5,329,668
608907	UXBRIDGE- SUPERSTRUCTURE	Central Mass	Bridge Off-system	Final Design	6/4/2022	\$1,242,073	\$1,618,824
608837	CHICOPEE- HOLYOKE- BRIDGE	Pioneer Valley	Bridge Systematic	Final Design	6/11/2022	\$8,835,544	\$8,959,902
608850	PETERSHAM- BRIDGE REPLACEMENT, P-08-	Montachusett	Bridge Off-system	Final Design	6/11/2022	\$2,844,044	\$2,834,628
600645	ACUSHNET- BRIDGE REPLACEMENTS, A-03-	Southeastern Mass	Bridge On-system NHS	Final Design	6/18/2022	\$4,898,136	\$5,367,617
608830	WESTFORD- BRIDGE REHABILITATION	Northern Middlesex	Bridge Off-system	Final Design	6/18/2022	\$2,508,049	\$2,750,080
608767	EGREMONT- RECONSTRUCTION AND	Berkshire Region	Roadway Reconstruction	Final Design	6/25/2022	\$7,801,141	\$7,852,926
611955	PITTSFIELD- SUPERSTRUCTURE	Berkshire Region	Bridge On-system Non-	Final Design	6/25/2022	\$3,470,391	\$3,732,782
612023	FOXBOROUGH- STORMWATER RETROFIT	Southeastern Mass	Roadway Improvements	Final Design	6/25/2022	\$548,125	\$819,169
612029	STATEWIDE- ITS ROADWAY EQUIPMENT	Statewide	Intelligent Transportation	Final Design	6/25/2022	\$5,754,686	\$5,870,344
Quarter 3 Total						\$226,345,824	\$234,074,232

Quarter 4							
612133	OXFORD- STRUCTURAL STEEL CLEANING,	Central Mass	Bridge Systematic	Final Design	7/9/2022	\$8,741,567	\$9,111,027
612200	NORTH ATTLEBORO- BRIDGE PAINTING AND	Southeastern Mass	Bridge Systematic	Final Design	7/9/2022	\$2,582,949	\$2,582,840
608611	RANDOLPH- QUINCY- REPLACEMENT &	Boston Region	Safety Improvements	Final Design	7/16/2022	\$7,247,922	\$7,247,922
610729	GARDNER- WESTMINSTER- PAVEMENT	Montachusett	Non-Interstate Pavement	Final Design	7/16/2022	\$8,728,511	\$8,752,008
609090	BOSTON- MILTON- QUINCY- HIGHWAY	Boston Region	Safety Improvements	Final Design	7/23/2022	\$12,658,545	\$12,860,990
609201	NEW BEDFORD- INTERSECTION	Southeastern Mass	Intersection Improvements	Final Design	7/23/2022	\$2,284,661	\$2,285,398
609515	NORTHAMPTON- BRIDGE STREET	Pioneer Valley	Roadway Reconstruction	Final Design	7/23/2022	\$863,004	\$846,934
607670	BOSTON- SUPERSTRUCTURE	Boston Region	Roadway Improvements	25% Design	7/30/2022	\$65,349,925	\$64,138,463
610552	MARLBOROUGH- HUDSON- RAMP	Boston Region	Roadway Reconstruction	Final Design	7/30/2022	\$5,941,995	\$5,941,995
612188	RANDOLPH- SUPERSTRUCTURE	Boston Region	Bridge On-system NHS	Final Design	7/30/2022	\$13,720,124	\$15,088,093
608164	SUDBURY- CONCORD- BIKE PATH	Boston Region	Bicycle and Pedestrian	Final Design	8/6/2022	\$12,886,676	\$11,759,933
608719	AMHERST- BELCHERTOWN- NORWOTTUCK	Pioneer Valley	Bicycle and Pedestrian	100% Design	8/6/2022	\$1,479,773	\$1,476,141
610546	NORTH ADAMS- BRAYTON ELEMENTARY	Berkshire Region	Roadway Reconstruction	Final Design	8/6/2022	\$842,352	\$842,352
612593	LANESBOROUGH- PAVEMENT	Berkshire Region	Non-Interstate Pavement	Final Design	8/6/2022	\$5,118,813	\$5,009,322
608494	NEWBURY- NEWBURYPORT- SALISBURY-	Merrimack Valley	Non-Interstate Pavement	Final Design	8/13/2022	\$15,697,591	\$17,136,087
609384	DISTRICT 3- ADA REPAIRS AND	Statewide	Earmark Discretionary	Final Design	8/13/2022	\$1,369,844	\$1,184,568
609529	LEOMINSTER- VISCOLOID AVENUE	Montachusett	Roadway Reconstruction	Final Design	8/13/2022	\$3,094,619	\$3,028,711
607339	ATTLEBORO- INTERSECTION	Southeastern Mass	Intersection Improvements	Final Design	8/20/2022	\$4,941,086	\$8,492,381
609392	ROWLEY- SAFETY IMPROVEMENTS AT	Merrimack Valley	Intersection Improvements	Final Design	8/20/2022	\$0	\$1,352,139
605296	FITCHBURG- BRIDGE PRESERVATION, F-04-	Montachusett	Bridge Off-system	Final Design	8/27/2022	\$3,305,891	\$3,328,025



## TIP v TFPC by Quarter Report 2022

607822	NORTON- MANSFIELD- RAIL TRAIL	Southeastern Mass	Bicycle and Pedestrian	Final Design	8/27/2022	\$5,011,678	\$5,432,034
608443	LITTLETON- AYER- INTERSECTION	Boston Region	Intersection Improvements	Final Design	8/27/2022	\$2,226,285	\$4,081,437
609066	NEWTON- WESTON- MULTI-USE TRAIL	Boston Region	Bicycle and Pedestrian	Final Design	8/27/2022	\$3,771,195	\$3,754,868
605126	WARE- BRIDGE REPLACEMENT, W-05-015,	Pioneer Valley	Bridge Off-system	100% Design	9/10/2022	\$9,266,026	\$9,781,615
606024	TAUNTON- RECONSTRUCTION OF ROUTE 44	Southeastern Mass	Roadway Reconstruction	100% Design	9/10/2022	\$4,613,187	\$21,156,072
608796	DISTRICT 6- ADA RETROFITS AT VARIOUS	Statewide	Earmark Discretionary	Final Design	9/10/2022	\$2,216,172	\$1,831,227
609509	LAWRENCE- INTERSECTION	Merrimack Valley	Intersection Improvements	Final Design	9/10/2022	\$1,502,354	\$1,425,381
610923	LAWRENCE- INTERSECTION	Merrimack Valley	Roadway Reconstruction	Final Design	9/10/2022	\$1,658,011	\$1,739,232
606450	HOLYOKE- TRAFFIC SIGNAL UPGRADES AT	Pioneer Valley	Intersection Improvements	75% Design	9/30/2022	\$0	
608813	LANESBOROUGH- RESURFACING AND	Berkshire Region	Non-Interstate Pavement	75% Design	9/30/2022	\$6,260,467	\$6,260,467
608858	CHARLEMONT- BRIDGE REPLACEMENT, C-	Franklin Region	Bridge Off-system	25% Design	9/30/2022	\$3,941,889	\$3,941,889
608861	WESTFORD- BRIDGE REHABILITATION, W-26-	Northern Middlesex	Bridge Off-system	25% Design	9/30/2022	\$1,767,271	\$1,767,271
Quarter 4 Total						\$219,090,383	\$243,636,822

## Air quality

Nearly all of Massachusetts was designated on May 21, 2012 by EPA (with limited exceptions) as “unclassifiable/attainment” for the latest ozone standard. However, the U.S. Court of Appeals decision in *South Coast Air Quality Management District v. EPA*, Case No. 15-1115 that struck down portions of the 2008 Ozone NAAQS SIP Requirements Rule, along with the anti-backsliding requirements associated with the revocation of the 1997 ozone NAAQS conformity determination. This change resulted in a a Transportation Improvement Program (TIP) air quality conformity determination being required for each MPO in the Commonwealth. This conformity determination was finalized in July 2019 after each MPO endorsed an amended long range transportation plan and will include the Commonwealth’s providing a conformity analysis (see Appendix A for the full conformity determination). Massachusetts’ air quality conformity determination was documented, reviewed and approved by FHWA, FTA, the US Environmental Protection Agency (EPA) and Department of Environmental Protection (DEP).

## Greenhouse gas impacts

This section summarizes the greenhouse gas (GHG) impacts anticipated to result from the projects that are included in this FFY 2022–2026 STIP. It includes a summary of the state laws and policies that call for reducing greenhouse gases in the Commonwealth in order to mitigate global climate change; actions that respond to these state laws and policies; the role of regional planning and STIP development in reducing GHG emissions and tracking these reductions; and the projected GHG emission impacts from the projects programmed in the STIP.

### State policy context

The Global Warming Solutions Act (GWSA), which was signed into law in August 2008, makes Massachusetts a leader in setting aggressive and enforceable GHG reduction targets, and implementing policies and initiatives to achieve these targets. In keeping with the law, on December 29, 2010, the Massachusetts Executive Office of Energy and Environmental Affairs (EOEEA), in consultation with other state agencies and the public, released the Massachusetts Clean Energy and Climate Plan for 2020.

In August 2017, the Massachusetts Department of Environmental Protection amended an existing regulation, 310 CMR 60.05: Global Warming Solutions Act Requirements for Transportation, to require that MPOs use GHG impacts as an evaluation criterion for project prioritization and annually evaluate the aggregate GHG impacts of TIPs. It also requires that MassDOT annually evaluate the aggregate GHG impact of the STIP.

## The role of MPOs

The Commonwealth's MPOs are integrally involved in supporting the GHG reductions mandated under the GWSA. The MPOs are most directly involved through the promotion of healthy transportation modes by prioritizing and programming an appropriate balance of roadway, transit, bicycle and pedestrian investments – and assisting smart growth development patterns through the creation of a balanced, multi-modal transportation system. This is realized through the transportation goals and policies established in their respective 2020 Regional Transportation Plans (RTPs); the major projects planned in those RTPs; and the mix of new transportation projects that are programmed and implemented through the TIPs. The GHG evaluation process enables the MPOs to estimate GHG impacts of planned and programmed projects, and to use GHG impacts as a criterion in prioritizing transportation projects.

## Project-level GHG impact evaluation

The MPOs' TIPs include both larger, regionally-significant projects from their respective RTPs, which are reported in the statewide GHG report, as well as smaller projects that are not included in RTPs but that may nevertheless have impacts on GHG emissions.

MassDOT developed spreadsheets used by the MPOs to estimate the CO<sub>2</sub> impacts of quantifiable projects. The data and analysis required for these calculations is available from functional design reports that are submitted for projects that would produce a measurable GHG impact.

## Projects with quantified impacts

### RTP Projects

Major capacity expansion projects are expected to have a significant impact on GHG emissions. This type of project is included in each MPO's RTP and analyzed using either MassDOT's statewide model or the Boston MPO's regional model, both of which reflect GHG impacts. As a result, no independent TIP calculations are required.

### Quantified Decrease in Emissions

The following categories of projects are expected to produce a measurable decrease in GHG emissions, and TIP projects that fall under these categories should undergo a quantitative analysis if they have not already been included in the RTP.

- **Quantified Decrease in Emissions from Traffic Operational Improvement** - An intersection reconstruction or signalization project that is projected to reduce delay and congestion.
- **Quantified Decrease in Emissions from Pedestrian and Bicycle Infrastructure** - A shared-use path that enables increased walking and biking and decreases vehicle-miles traveled (VMT).
- **Quantified Decrease in Emissions from New/Additional Transit Service** - A bus or shuttle service that enables increased transit ridership and decreased VMT.



- **Quantified Decrease in Emissions from a Park and Ride Lot** - A park-and-ride lot that enables increased transit ridership/ increased ridesharing and decreased VMT.
- **Quantified Decrease in Emissions from Bus Replacement** - a bus replacement that directly reduces GHG emissions generated by service.
- **Quantified Decrease in Emissions from Complete Streets Improvements** - Improvements to roadway networks that include the addition of bicycle and pedestrian accommodations where none were present before.
- **Quantified Decrease in Emissions from Alternative Fuel Vehicle Procurements** – A vehicle procurement where alternative fuel/advanced technology vehicles replace traditional gas or diesel vehicles.
- **Quantified Decrease in Emissions from Anti-idling Strategies** – Implementation of policies such as limiting idling allowed incorporating anti-idling technology into fleets, and using LED lights on trucks for the purpose of illuminating worksites.
- **Quantified Decrease in Emissions from Bike Share Projects** – A new bike share project or capacity added to an existing project.
- **Quantified Decrease in Emissions from Induced Travel Projects** – A project that changes roadway capacity.
- **Quantified Decrease in Emissions from Speed Reduction Programs** – Programs that reduce speed to no less than 55 miles per hour.

- **Quantified Decrease in Emissions from Transit Signal Priority Projects** – A project that applies this technology to a signal intersection or along a corridor that improves bus service.
- **Quantified Decrease in Emissions from Truck Stop Electrification Projects** – A new truck stop electrification project or capacity added to an existing project.
- **Quantified Decrease in Emissions from Other Improvement** – Any transportation project not otherwise categorized that quantifiably decreases emissions.

### **Quantified Increase in Emissions**

Projects expected to produce a measurable increase in emissions are estimated and detailed in the TIP GHG report.

### **Projects with no assumed quantitative impacts**

#### **No Assumed Impact/Negligible Impact on Emissions**

Projects that do not change the capacity or use of a facility (e.g. roadway median barrier or retaining wall replacement or a bridge rehabilitation/replacement that restores the bridge to its previous condition) are assumed to have no/negligible GHG impact and are detailed in the TIP GHG report.

#### **Qualitative Decrease in Emissions**

Projects expected to produce a minor decrease in emissions that cannot be calculated with any precision. Examples of such projects include e-bikes and e-scooters, roadway repaving, signage improvements, ITS improvements, or transit

marketing/customer experience improvements. These projects are detailed in the TIP GHG report.

### **Qualitative Increase in Emissions**

Projects expected to produce a minor increase in emissions that cannot be calculated with any precision. These are labeled as such in the TIP GHG report.

### **Greenhouse gas impact tables for FFY 2023 – 2027 TIPs**

The tables summarizing the calculated quantitative and assumed qualitative impacts of the projects included in each regional FFY 2023–2027 TIPs follow the investment tables at the end of the STIP.

## **Public comment**

The FFY 2023-2027 STIP was released for public comment on [MassDOT's STIP website](#) on May 18, 2022 through June 7, 2022 in alignment with MassDOT's SFY 2023 - 2027 Capital Investment Plan (CIP). Comments were invited to be mailed to the STIP Coordinator, MassDOT, Office of Transportation Planning, 10 Park Plaza Room 4150, Boston MA 02116, by fax to 857-368-0639, or by e-mail to [planning@dot.state.ma.us](mailto:planning@dot.state.ma.us). MassDOT's Legal notices were published on May 18, 2022 in the following news outlets:

- Berkshire Eagle
- Boston Globe

- Cape Cod Times
- Springfield Republican
- Worcester Telegram

While public comments are received directly on the STIP, the Commonwealth's MPOs collectively receive comments on their respective Transportation Improvement Programs (TIPs) during their public outreach efforts, conducted over the months of March 2022 to May 2022.

## 2023-2027 Investment Tables: *Highway*



STIP Investments Report

STIP: 2023 - 2027 (D)																
Year	MassDOT Project ID	MPO	Municipality	MassDOT Project Description	District	Funding Source	Adjusted TFPC	Total Programmed Funds	Federal Funds	Non-Federal Funds	MPO Project Score	Entity Receiving Transfer	PSAC Score	Earmark Details	Proponent	Other Information
Federal Fiscal Year 2023								\$1,126,663,493	\$912,315,764	\$214,347,729						
Section 1A / Regionally Prioritized Projects								\$281,265,894	\$226,325,795	\$54,940,099						
Intersection Improvements								\$50,108,428	\$41,049,823	\$9,058,605						
2023	606130	Boston Region	Norwood	NORWOOD- INTERSECTION IMPROVEMENTS @ ROUTE 1A & UPLAND ROAD/WASHINGTON STREET & PROSPECT STREET/FULTON STREET	5	CMAQ	\$7,952,280	\$3,000,000	\$2,400,000	\$600,000	53		47		Norwood	Construction; CMAQ+STBG Total Cost = \$7,952,280; MPO Evaluation Score = 53.
2023	606130	Boston Region	Norwood	NORWOOD- INTERSECTION IMPROVEMENTS @ ROUTE 1A & UPLAND ROAD/WASHINGTON STREET & PROSPECT STREET/FULTON STREET	5	STBG	\$7,952,280	\$4,952,280	\$3,961,824	\$990,456	53		47		Norwood	Construction; CMAQ+STBG Total Cost = \$7,952,280; MPO Evaluation Score = 53.
2023	606233	Berkshire Region	Pittsfield	PITTSFIELD- INTERSECTION & SIGNAL IMPROVEMENTS AT FIRST STREET & NORTH STREET (NEAR BERKSHIRE MEDICAL CENTER)	1	HSIP	\$4,979,287	\$434,275	\$390,848	\$43,428	6 of 8		64.5		Pittsfield	Total Project Cost = \$4,979,287; HSIP = \$434,275; STBG = \$4,545,012
2023	606233	Berkshire Region	Pittsfield	PITTSFIELD- INTERSECTION & SIGNAL IMPROVEMENTS AT FIRST STREET & NORTH STREET (NEAR BERKSHIRE MEDICAL CENTER)	1	STBG	\$4,979,287	\$4,545,012	\$3,636,010	\$909,002	6 of 8		64.5		Pittsfield	Total Project Cost = \$4,979,287; HSIP = \$434,275; STBG = \$4,545,012
2023	606895	Pioneer Valley	Granby	GRANBY- IMPROVEMENTS AT 2 LOCATIONS ON ROUTE 202: SCHOOL STREET & FIVE CORNERS	2	HSIP	\$4,552,959	\$1,711,913	\$1,540,722	\$171,191	43		62.5			Construction / (YOE \$3,382,672) / 43 TEC / 75% STBG, HSIP
2023	606895	Pioneer Valley	Granby	GRANBY- IMPROVEMENTS AT 2 LOCATIONS ON ROUTE 202: SCHOOL STREET & FIVE CORNERS	2	STBG	\$4,552,959	\$2,841,046	\$2,272,837	\$568,209	43		62.5			Construction / (YOE \$3,382,672) / 43 TEC / 75% STBG, HSIP
2023	607397	Cape Cod	Wellfleet	WELLFLEET- INTERSECTION IMPROVEMENTS & RELATED WORK AT ROUTE 6 & MAIN STREET	5	CMAQ	\$9,940,848	\$1,000,000	\$800,000	\$200,000	84		57		Wellfleet	Municipality is TAP Proponent; RSA Completed; CMAQ approved
2023	607397	Cape Cod	Wellfleet	WELLFLEET- INTERSECTION IMPROVEMENTS & RELATED WORK AT ROUTE 6 & MAIN STREET	5	HSIP	\$9,940,848	\$2,000,000	\$1,800,000	\$200,000	84		57		Wellfleet	Municipality is TAP Proponent; RSA Completed; CMAQ approved



STIP Investments Report

STIP: 2023 - 2027 (D)																
Federal Fiscal Year 2023								\$1,126,663,493	\$912,315,764	\$214,347,729						
2023	607397	Cape Cod	Wellfleet	WELLFLEET- INTERSECTION IMPROVEMENTS & RELATED WORK AT ROUTE 6 & MAIN STREET	5	STBG	\$9,940,848	\$6,640,848	\$5,312,678	\$1,328,170	84		57		Wellfleet	Municipality is TAP Proponent; RSA Completed; CMAQ approved
2023	607397	Cape Cod	Wellfleet	WELLFLEET- INTERSECTION IMPROVEMENTS & RELATED WORK AT ROUTE 6 & MAIN STREET	5	TAP	\$9,940,848	\$300,000	\$240,000	\$60,000	84		57		Wellfleet	Municipality is TAP Proponent; RSA Completed; CMAQ approved
2023	608230	Southeastern Mass	Rehoboth	REHOBOTH- INTERSECTION IMPROVEMENTS & RELATED WORK AT WINTHROP STREET (ROUTE 44) AND ANAWAN STREET (ROUTE 118)	5	CMAQ	\$3,901,672	\$3,901,672	\$3,121,338	\$780,334	53		45.5		MassDOT	a) Construction; b) Total Cost = \$3,901,672 CMAQ; d) EC Score 53 of 100; h) Project Proponent - MassDOT; i) Status 100%
2023	608279	Old Colony	Stoughton	STOUGHTON- INTERSECTION IMPROVEMENTS AND RELATED WORK AT CENTRAL STREET, CANTON STREET AND TOSCA DRIVE	5	STBG	\$4,242,977	\$4,242,977	\$3,394,382	\$848,595	43.22					Construction; Total Cost is \$4,242,977; Year of Expenditure is \$4,242,977; TEC Score is 43.22; Status is 100% Design
2023	608414	Franklin Region	Greenfield	GREENFIELD- INTERSECTION IMPROVEMENTS AT TWO LOCATIONS, ROUTE 2 AND COLRAIN ROAD & ROUTE 2 AND BIG Y ENTRANCE	2	HSIP	\$2,443,256	\$2,443,256	\$2,198,930	\$244,326	9.2		56.5		MassDOT	
2023	608889	Boston Region	Framingham	FRAMINGHAM- TRAFFIC SIGNAL INSTALLATION AT EDGELL ROAD AT CENTRAL STREET	3	CMAQ	\$2,484,704	\$2,484,704	\$1,987,763	\$496,941	41		42		Framingham	Construction; CMAQ Total Cost = \$2,484,704; MPO Evaluation Score = 41.
2023	608889	Boston Region	Framingham	FRAMINGHAM- TRAFFIC SIGNAL INSTALLATION AT EDGELL ROAD AT CENTRAL STREET	3	STBG	\$2,484,704	\$0	\$0	\$0	41		42		Framingham	Construction; CMAQ Total Cost = \$2,484,704; MPO Evaluation Score = 41.
2023	609253	Boston Region	Wilmington	WILMINGTON- INTERSECTION IMPROVEMENTS AT LOWELL STREET (ROUTE 129) AND WOBURN STREET	4	CMAQ	\$6,441,358	\$3,400,000	\$2,720,000	\$680,000	53		59.5		Wilmington	Construction; CMAQ+HSIP Total Cost = \$6,441,358; MPO Evaluation Score = 53.
2023	609253	Boston Region	Wilmington	WILMINGTON- INTERSECTION IMPROVEMENTS AT LOWELL STREET (ROUTE 129) AND WOBURN STREET	4	HSIP	\$6,441,358	\$3,041,358	\$2,737,222	\$304,136	53		59.5		Wilmington	Construction; CMAQ+HSIP Total Cost = \$6,441,358; MPO Evaluation Score = 53.
2023	609253	Boston Region	Wilmington	WILMINGTON- INTERSECTION IMPROVEMENTS AT LOWELL STREET (ROUTE 129) AND WOBURN STREET	4	STBG	\$6,441,358	\$0	\$0	\$0	53		59.5		Wilmington	Construction; CMAQ+HSIP Total Cost = \$6,441,358; MPO Evaluation Score = 53.
2023	610716	Berkshire Region	Williamstown	WILLIAMSTOWN- INTERSECTION IMPROVEMENTS AT ROUTE 7 AND ROUTE 43	1	STBG	\$3,169,087	\$3,169,087	\$2,535,270	\$633,817	3 of 8		26.5		MassDOT	Total Project Cost = \$3,169,087



STIP Investments Report

STIP: 2023 - 2027 (D)																
Year	MassDOT Project ID	MPO	Municipality	MassDOT Project Description	District	Funding Source	Adjusted TFPC	Total Programmed Funds	Federal Funds	Non-Federal Funds	MPO Project Score	Entity Receiving Transfer	PSAC Score	Earmark Details	Proponent	Other Information
Federal Fiscal Year 2023								\$1,126,663,493	\$912,315,764	\$214,347,729						
Roadway Reconstruction								\$169,293,437	\$135,784,750	\$33,508,687						
2023	602202	Merrimack Valley	Salisbury	SALISBURY- RECONSTRUCTION OF ROUTE 1 (LAFAYETTE ROAD)	4	STBG	\$19,266,283	\$13,293,829	\$10,635,063	\$2,658,766	11.72		61			a) Construction; b) \$19,266,283 STBG; c) AC Year 1-2 FFY 2023-2024 d) TEC = 11.72 out of 18.
2023	602659	Central Mass	Multiple	CHARLTON- OXFORD- RECONSTRUCTION ON ROUTE 20, FROM RICHARDSON'S CORNER EASTERLY TO ROUTE 12, INCLUDES REHAB OF C-06-023 & REPLACEMENT OF O-06-002	3	STBG	\$77,456,524	\$1,768,000	\$1,414,400	\$353,600	22		50.3		MassDOT	Construction, Total Project Cost = \$77,456,524, CMAQ + NHPP + STBG Project is AC'd between 2022 and 2025, PM Score = 22, Design Status = 25%
2023	603371	Franklin Region	Orange	ORANGE- RECONSTRUCTION OF NORTH MAIN STREET, FROM SCHOOL STREET TO LINCOLN AVENUE (0.4 MILES) INCLUDES RELOCATION OF FALL HILL BROOK CULVERT	2	STBG	\$10,648,371	\$0	\$0	\$0	10.3		31		Town of Orange	Project is AC'd between FFY 2024 (\$7,722,290) and FFY 2025 (\$2,926,081).
2023	605035	Central Mass	New Braintree	NEW BRAINTREE- RECONSTRUCTION & IMPROVEMENTS ON RAVINE ROAD AND HARDWICK ROAD FROM HARDWICK T.L. TO ROUTE 67 (BARRE ROAD) (2.6 MILES)	2	STBG	\$4,604,934	\$4,604,934	\$3,683,947	\$920,987	8		28.5		New Braintree	Construction, Total Project Cost = \$4,604,934, Design Status = 100%, PM Score = 8
2023	605178	Northern Middlesex	Billerica	BILLERICA- REHABILITATION ON BOSTON ROAD (ROUTE 3A) FROM BILLERICA TOWN CENTER TO FLOYD STREET	4	CMAQ	\$13,269,348	\$1,555,300	\$1,244,240	\$311,060	8.60				Town of Billerica	Total Cost: \$13,269,348; AC Year 2 of 2. Advertised on 3/19/22. TEC: 8.60 out of 16.
2023	605178	Northern Middlesex	Billerica	BILLERICA- REHABILITATION ON BOSTON ROAD (ROUTE 3A) FROM BILLERICA TOWN CENTER TO FLOYD STREET	4	STBG	\$13,269,348	\$5,908,118	\$4,726,494	\$1,181,624	8.60				Town of Billerica	Total Cost: \$13,269,348; AC Year 2 of 2. Advertised on 3/19/22. TEC: 8.60 out of 16.
2023	605178	Northern Middlesex	Billerica	BILLERICA- REHABILITATION ON BOSTON ROAD (ROUTE 3A) FROM BILLERICA TOWN CENTER TO FLOYD STREET	4	TAP	\$13,269,348	\$281,909	\$225,527	\$56,382	8.60				Town of Billerica	Total Cost: \$13,269,348; AC Year 2 of 2. Advertised on 3/19/22. TEC: 8.60 out of 16.
2023	606226	Boston Region	Boston	BOSTON- RECONSTRUCTION OF RUTHERFORD AVENUE, FROM CITY SQUARE TO SULLIVAN SQUARE	6	NHPP	\$190,696,612	\$0	\$0	\$0	59		51		Boston	Construction; NHPP+STBG+TAP Total Cost = \$190,696,612; AC schedule over 5 years (2025-2029); Total funding in this TIP = \$99,783,959; \$25,000,000 in anticipated funding provided by City of Boston; MPO Evaluation Score = 59; TAP Proponent = Boston.





STIP Investments Report

STIP: 2023 - 2027 (D)																
Year	MassDOT Project ID	MPO	Municipality	MassDOT Project Description	District	Funding Source	Adjusted TFPC	Total Programmed Funds	Federal Funds	Non-Federal Funds	MPO Project Score	Entity Receiving Transfer	PSAC Score	Earmark Details	Proponent	Other Information
Federal Fiscal Year 2023								\$1,126,663,493	\$912,315,764	\$214,347,729						
2023	606226	Boston Region	Boston	BOSTON- RECONSTRUCTION OF RUTHERFORD AVENUE, FROM CITY SQUARE TO SULLIVAN SQUARE	6	STBG	\$190,696,612	\$0	\$0	\$0	59		51		Boston	Construction; NHPP+STBG+TAP Total Cost = \$190,696,612; AC schedule over 5 years (2025-2029); Total funding in this TIP = \$99,783,959; \$25,000,000 in anticipated funding provided by City of Boston; MPO Evaluation Score = 59; TAP Proponent = Boston.
2023	606226	Boston Region	Boston	BOSTON- RECONSTRUCTION OF RUTHERFORD AVENUE, FROM CITY SQUARE TO SULLIVAN SQUARE	6	TAP	\$190,696,612	\$0	\$0	\$0	59		51		Boston	Construction; NHPP+STBG+TAP Total Cost = \$190,696,612; AC schedule over 5 years (2025-2029); Total funding in this TIP = \$99,783,959; \$25,000,000 in anticipated funding provided by City of Boston; MPO Evaluation Score = 59; TAP Proponent = Boston.
2023	606463	Franklin Region	Buckland	BUCKLAND- RECONSTRUCTION & MINOR WIDENING ON CONWAY STREET, SUMMER STREET, SOUTH STREET & CONWAY ROAD	1	STBG	\$7,868,506	\$0	\$0	\$0	9.1		34.5		Town of Buckland	Construction. Total project cost \$7,868,506. Project is AC'd over FFY 2021 (2,887,813) and FFY 2022 (\$4,980,693)
2023	606797	Pioneer Valley	Cummington	CUMMINGTON- RETAINING WALL REPLACEMENT ON ROUTE 9 ADJACENT TO SWIFT RIVER	1	STBG	\$4,504,910	\$4,504,910	\$3,603,928	\$900,982	8		34			Construction / (YOE \$4,500,000 / 8 TEC / Pre 25% / STBG / 25% due Spring 2022
2023	607244	Boston Region	Winthrop	WINTHROP- RECONSTRUCTION & RELATED WORK ALONG WINTHROP STREET & REVERE STREET CORRIDOR	6	CMAQ	\$6,779,797	\$4,000,000	\$3,200,000	\$800,000	54		40.5		Winthrop	Construction; CMAQ+STBG+TAP Total Cost = \$6,779,797; MPO Evaluation Score = 54; TAP Proponent = Winthrop.
2023	607244	Boston Region	Winthrop	WINTHROP- RECONSTRUCTION & RELATED WORK ALONG WINTHROP STREET & REVERE STREET CORRIDOR	6	STBG	\$6,779,797	\$2,219,797	\$1,775,838	\$443,959	54		40.5		Winthrop	Construction; CMAQ+STBG+TAP Total Cost = \$6,779,797; MPO Evaluation Score = 54; TAP Proponent = Winthrop.
2023	607244	Boston Region	Winthrop	WINTHROP- RECONSTRUCTION & RELATED WORK ALONG WINTHROP STREET & REVERE STREET CORRIDOR	6	TAP	\$6,779,797	\$560,000	\$448,000	\$112,000	54		40.5		Winthrop	Construction; CMAQ+STBG+TAP Total Cost = \$6,779,797; MPO Evaluation Score = 54; TAP Proponent = Winthrop.



STIP Investments Report

STIP: 2023 - 2027 (D)																
Year	MassDOT Project ID	MPO	Municipality	MassDOT Project Description	District	Funding Source	Adjusted TFPC	Total Programmed Funds	Federal Funds	Non-Federal Funds	MPO Project Score	Entity Receiving Transfer	PSAC Score	Earmark Details	Proponent	Other Information
Federal Fiscal Year 2023								\$1,126,663,493	\$912,315,764	\$214,347,729						
2023	607319	Cape Cod	Mashpee	MASHPEE- CORRIDOR IMPROVEMENTS & RELATED WORK ON ROUTE 151, FROM OLD BARNSTABLE ROAD TO THE MASHPEE ROTARY (PHASE 1)	5	STBG	\$16,698,687	\$0	\$0	\$0	81		54		Mashpee	AC over 2021-2022; Municipality is TAP proponent; RSA conducted; CMAQ analysis approved October 2019
2023	607319	Cape Cod	Mashpee	MASHPEE- CORRIDOR IMPROVEMENTS & RELATED WORK ON ROUTE 151, FROM OLD BARNSTABLE ROAD TO THE MASHPEE ROTARY (PHASE 1)	5	TAP	\$16,698,687	\$0	\$0	\$0	81		54		Mashpee	AC over 2021-2022; Municipality is TAP proponent; RSA conducted; CMAQ analysis approved October 2019
2023	607403	Old Colony	Stoughton	STOUGHTON- CORRIDOR IMPROVEMENTS ON ROUTE 138	5	STBG	\$12,128,352	\$9,264,000	\$7,411,200	\$1,852,800	51.78					Construction; Total Cost is \$12,128,352; Advance Construction (AC); AC Phase 1 Year of Expenditure in 2023 is \$9,264,000; AC Phase 2 Year of Expenditure in 2024 is \$2,864,352; TEC Score 51.78; Status is 75% Design
2023	607432	Montachusett	Westminster	WESTMINSTER- REHABILITATION & BOX WIDENING ON ROUTE 140, FROM PATRICIA ROAD TO THE PRINCETON T.L.	3	STBG	\$6,375,205	\$6,375,205	\$5,100,164	\$1,275,041	33		33		Municipality	
2023	607777	Boston Region	Watertown	WATERTOWN- REHABILITATION OF MOUNT AUBURN STREET (ROUTE 16)	6	CMAQ	\$27,250,087	\$12,000,000	\$9,600,000	\$2,400,000	75		52		Watertown	Construction; HSIP+CMAQ+STBG Total Cost = \$27,250,087; 2-year AC schedule (2023-2024); MPO Evaluation Score = 75
2023	607777	Boston Region	Watertown	WATERTOWN- REHABILITATION OF MOUNT AUBURN STREET (ROUTE 16)	6	HSIP	\$27,250,087	\$2,000,000	\$1,800,000	\$200,000	75		52		Watertown	Construction; HSIP+CMAQ+STBG Total Cost = \$27,250,087; 2-year AC schedule (2023-2024); MPO Evaluation Score = 75
2023	607777	Boston Region	Watertown	WATERTOWN- REHABILITATION OF MOUNT AUBURN STREET (ROUTE 16)	6	STBG	\$27,250,087	\$10,409,009	\$8,327,207	\$2,081,802	75		52		Watertown	Construction; HSIP+CMAQ+STBG Total Cost = \$27,250,087; 2-year AC schedule (2023-2024); MPO Evaluation Score = 75
2023	607899	Boston Region	Dedham	DEDHAM- PEDESTRIAN IMPROVEMENTS ALONG BUSSEY STREET, INCLUDING SUPERSTRUCTURE REPLACEMENT, D-05-010, BUSSEY STREET OVER MOTHER BROOK	6	STBG	\$6,314,855	\$5,787,659	\$4,630,127	\$1,157,532	35		39		Dedham	Construction; STBG+TAP Total Cost = \$6,314,855; MPO Evaluation Score = 35; TAP Proponent = Dedham.



STIP Investments Report

STIP: 2023 - 2027 (D)																
Year	MassDOT Project ID	MPO	Municipality	MassDOT Project Description	District	Funding Source	Adjusted TFPC	Total Programmed Funds	Federal Funds	Non-Federal Funds	MPO Project Score	Entity Receiving Transfer	PSAC Score	Earmark Details	Proponent	Other Information
Federal Fiscal Year 2023								\$1,126,663,493	\$912,315,764	\$214,347,729						
2023	607899	Boston Region	Dedham	DEDHAM- PEDESTRIAN IMPROVEMENTS ALONG BUSSEY STREET, INCLUDING SUPERSTRUCTURE REPLACEMENT, D-05-010, BUSSEY STREET OVER MOTHER BROOK	6	TAP	\$6,314,855	\$527,196	\$421,757	\$105,439	35		39		Dedham	Construction; STBG+TAP Total Cost = \$6,314,855; MPO Evaluation Score = 35; TAP Proponent = Dedham.
2023	608348	Boston Region	Beverly	BEVERLY- RECONSTRUCTION OF BRIDGE STREET	4	CMAQ	\$12,594,932	\$6,000,000	\$4,800,000	\$1,200,000	66		59		Beverly	Construction; CMAQ+STBG+HPP Total Cost = \$12,594,932; MPO Evaluation Score = 66.
2023	608348	Boston Region	Beverly	BEVERLY- RECONSTRUCTION OF BRIDGE STREET	4	STBG	\$12,594,932	\$3,590,507	\$2,872,406	\$718,101	66		59		Beverly	Construction; CMAQ+STBG+HPP Total Cost = \$12,594,932; MPO Evaluation Score = 66.
2023	608374	Pioneer Valley	West Springfield	WEST SPRINGFIELD- RECONSTRUCTION OF MEMORIAL AVENUE (ROUTE 147), FROM COLONY ROAD TO THE MEMORIAL AVENUE ROTARY (1.4 MILES)	2	STBG	\$21,992,920	\$11,081,364	\$8,865,091	\$2,216,273	72.5		69		West Springfield	Construction / (YOE \$21,692,328) 3 years of AC funding FFY 2022 \$1, 125,167 FFY2023 \$18,169,736 FFY2024 \$2,397,425 / 72.5 TEC / 75% / STBG 100% due June 21
2023	608374	Pioneer Valley	West Springfield	WEST SPRINGFIELD- RECONSTRUCTION OF MEMORIAL AVENUE (ROUTE 147), FROM COLONY ROAD TO THE MEMORIAL AVENUE ROTARY (1.4 MILES)	2	TAP	\$21,992,920	\$500,238	\$400,190	\$100,048	72.5		69		West Springfield	Construction / (YOE \$21,692,328) 3 years of AC funding FFY 2022 \$1, 125,167 FFY2023 \$18,169,736 FFY2024 \$2,397,425 / 72.5 TEC / 75% / STBG 100% due June 21
2023	608535	Southeastern Mass	New Bedford	NEW BEDFORD- CORRIDOR IMPROVEMENTS AND RELATED WORK ON COUNTY STREET, FROM NELSON STREET TO UNION STREET	5	STBG	\$11,842,687	\$11,842,687	\$9,474,150	\$2,368,537	65		43		New Bedford	a) Construction; b) Total Cost = \$11,842,687 STBG; d) EC Score 65 of 100; h) Project Proponent - New Bedford; i) Status 75%
2023	608707	Boston Region	Quincy	QUINCY- RECONSTRUCTION OF SEA STREET	6	STBG	\$12,166,638	\$10,166,638	\$8,133,310	\$2,033,328	40		58		Quincy	Construction; STBG+TAP Total Cost = \$12,166,638; MPO Evaluation Score = 40; TAP Project Proponent = Quincy.
2023	608707	Boston Region	Quincy	QUINCY- RECONSTRUCTION OF SEA STREET	6	TAP	\$12,166,638	\$2,000,000	\$1,600,000	\$400,000	40		58		Quincy	Construction; STBG+TAP Total Cost = \$12,166,638; MPO Evaluation Score = 40; TAP Project Proponent = Quincy.



STIP Investments Report

STIP: 2023 - 2027 (D)																
Year	MassDOT Project ID	MPO	Municipality	MassDOT Project Description	District	Funding Source	Adjusted TFPC	Total Programmed Funds	Federal Funds	Non-Federal Funds	MPO Project Score	Entity Receiving Transfer	PSAC Score	Earmark Details	Proponent	Other Information
Federal Fiscal Year 2023								\$1,126,663,493	\$912,315,764	\$214,347,729						
2023	608784	Montachusett	Templeton	TEMPLETON- ROUNDABOUT CONSTRUCTION AT THE INTERSECTION OF PATRIOTS ROAD, SOUTH MAIN STREET, NORTH MAIN STREET AND GARDNER ROAD	2	STBG	\$2,037,795	\$2,037,795	\$1,630,236	\$407,559	25		38.5		MassDOT	
2023	608873	Central Mass	Spencer	SPENCER- ROADWAY REHABILITATION OF MEADOW ROAD	3	CMAQ	\$9,541,836	\$2,500,000	\$2,000,000	\$500,000	16		45.5		Spencer	Construction, CMAQ + STBG Total Project Cost = \$9,541,836, Design Status = 25%, PM Score = 16
2023	608873	Central Mass	Spencer	SPENCER- ROADWAY REHABILITATION OF MEADOW ROAD	3	STBG	\$9,541,836	\$7,041,836	\$5,633,469	\$1,408,367	16		45.5		Spencer	Construction, CMAQ + STBG Total Project Cost = \$9,541,836, Design Status = 25%, PM Score = 16
2023	608933	Boston Region	Peabody	PEABODY- REHABILITATION OF CENTRAL STREET	4	CMAQ	\$15,219,860	\$6,000,000	\$4,800,000	\$1,200,000	61		61.5		Peabody	Construction; CMAQ+HSIP+STBG Total Cost = \$15,219,860; MPO Evaluation Score = 61.
2023	608933	Boston Region	Peabody	PEABODY- REHABILITATION OF CENTRAL STREET	4	HSIP	\$15,219,860	\$1,500,000	\$1,350,000	\$150,000	61		61.5		Peabody	Construction; CMAQ+HSIP+STBG Total Cost = \$15,219,860; MPO Evaluation Score = 61.
2023	608933	Boston Region	Peabody	PEABODY- REHABILITATION OF CENTRAL STREET	4	STBG	\$15,219,860	\$7,719,860	\$6,175,888	\$1,543,972	61		61.5		Peabody	Construction; CMAQ+HSIP+STBG Total Cost = \$15,219,860; MPO Evaluation Score = 61.
2023	609219	Central Mass	Holden	HOLDEN- PAVEMENT REHABILITATION ON MAIN STREET, SHREWSBURY STREET AND DOYLE ROAD, FROM STATE POLICE BARRACKS TO BRATTLE STREET	3	CMAQ	\$10,542,121	\$4,000,000	\$3,200,000	\$800,000	17		52		Holden	Construction, CMAQ + STBG + Statewide STBG = \$10,542,121, Design Status = 25%, PM Score = 17
2023	609219	Central Mass	Holden	HOLDEN- PAVEMENT REHABILITATION ON MAIN STREET, SHREWSBURY STREET AND DOYLE ROAD, FROM STATE POLICE BARRACKS TO BRATTLE STREET	3	STBG	\$10,542,121	\$5,542,121	\$4,433,697	\$1,108,424	17		52		Holden	Construction, CMAQ + STBG + Statewide STBG = \$10,542,121, Design Status = 25%, PM Score = 17
2023	609279	Montachusett	Gardner	GARDNER- ROUNDABOUT CONSTRUCTION AT ELM STREET, PEARL STREET, CENTRAL STREET AND GREEN STREET	3	STBG	\$2,710,525	\$2,710,525	\$2,168,420	\$542,105	25		43		Municipality	



STIP Investments Report

STIP: 2023 - 2027 (D)																
Year	MassDOT Project ID	MPO	Municipality	MassDOT Project Description	District	Funding Source	Adjusted TFPC	Total Programmed Funds	Federal Funds	Non-Federal Funds	MPO Project Score	Entity Receiving Transfer	PSAC Score	Earmark Details	Proponent	Other Information
Federal Fiscal Year 2023								\$1,126,663,493	\$912,315,764	\$214,347,729						
Transit Grant Program								\$2,137,307	\$1,709,846	\$427,461						
2023	S12114	Boston Region	Canton	ROYALL STREET SHUTTLE		CMAQ	\$534,820	\$177,177	\$141,742	\$35,435	51				Canton	Operations; CMAQ Total Cost = \$534,820; MPO Evaluation Score = 51; Project funded over three fiscal years (2022-2024) through MPO's Community Connections Program.
2023	S12124	Boston Region	Multiple	COMMUNITY CONNECTIONS PROGRAM		CMAQ	\$6,716,799	\$0	\$0	\$0	N/A				Regionwide	Planning, Design, or Construction; Set Aside for LRTP Community Connections Program
2023	S12125	Boston Region	Newton	NEWTON MICROTRANSIT SERVICE	6	CMAQ	\$427,000	\$152,000	\$121,600	\$30,400	53				Newton	Operations; CMAQ Total Cost = \$727,000; MPO Evaluation Score = 53; Project funded over three fiscal years (2021-2023)through MPO's Community Connections Program.
2023	S12694	Boston Region	Newton	NEWMO MICROTRANSIT SERVICE EXPANSION	6	CMAQ	\$890,574	\$412,665	\$330,132	\$82,533	87				Newton	Operations; CMAQ Total Cost = \$890,574; MPO Evaluation Score = 87; Project funded over three fiscal years (2023-2025) through MPO's Community Connections Program.
2023	S12695	Boston Region	Cambridge	BLUEBIKES STATION REPLACEMENT AND SYSTEM EXPANSION	6	CMAQ	\$349,608	\$349,608	\$279,686	\$69,922	78				Cambridge	Construction; CMAQ Total Cost = \$349,608; MPO Evaluation Score = 78; Project funded through MPO's Community Connections Program.
2023	S12696	Boston Region	Multiple	BLUEBIKES SYSTEM EXPANSION	4	CMAQ	\$145,821	\$145,821	\$116,657	\$29,164	78				Medford	Construction; CMAQ Total Cost = \$145,821; MPO Evaluation Score = 78; Project funded through MPO's Community Connections Program; Project located in Malden and Medford. Project is phase 2 of project funded by MPO in FFY 2022.
2023	S12697	Boston Region	Watertown	PLEASANT STREET SHUTTLE SERVICE EXPANSION	6	CMAQ	\$1,002,198	\$437,825	\$350,260	\$87,565	78				Watertown	Operations; CMAQ Total Cost = \$1,002,198; MPO Evaluation Score = 78; Project funded over three fiscal years (2023 -2025) through MPO's Community Connections Program.





STIP Investments Report

STIP: 2023 - 2027 (D)																
Year	MassDOT Project ID	MPO	Municipality	MassDOT Project Description	District	Funding Source	Adjusted TFPC	Total Programmed Funds	Federal Funds	Non-Federal Funds	MPO Project Score	Entity Receiving Transfer	PSAC Score	Earmark Details	Proponent	Other Information
Federal Fiscal Year 2023								\$1,126,663,493	\$912,315,764	\$214,347,729						
2023	S12698	Boston Region	Salem	BLUEBIKES SYSTEM EXPANSION	4	CMAQ	\$119,629	\$119,629	\$95,703	\$23,926	77				Salem	Construction; CMAQ Total Cost = \$119,629; MPO Evaluation Score = 77; Project funded through MPO's Community Connections Program.
2023	S12699	Boston Region	Stoneham	STONEHAM SHUTTLE SERVICE	4	CMAQ	\$796,817	\$330,189	\$264,151	\$66,038	72				Stoneham	Operations; CMAQ Total Cost = \$796,817; MPO Evaluation Score = 72; Project funded over three fiscal years (2023-2025) through MPO's Community Connections Program.
2023	S12702	Boston Region	Acton	BICYCLE PARKING ALONG THE BRUCE FREEMAN RAIL TRAIL	3	CMAQ	\$8,017	\$8,017	\$6,414	\$1,603	58				Acton	Construction; CMAQ Total Cost = \$8,017; MPO Evaluation Score = 58; Project funded through MPO's Community Connections Program.
2023	S12704	Boston Region	Belmont	CHENERY MIDDLE SCHOOL BICYCLE PARKING	4	CMAQ	\$4,376	\$4,376	\$3,501	\$875	49.75		N/A		Belmont	Construction; CMAQ Total Cost = \$4,376; MPO Evaluation Score = 49.75; Project funded through MPO's Community Connections Program.
Flex to FTA								\$47,241,678	\$37,793,342	\$9,448,336						
2023	S12691	Southeastern Mass	Multiple	SRTA - Purchase (6) Hybrid Electric 35' Buses	5	STBG	\$4,500,000	\$4,500,000	\$3,600,000	\$900,000		FTA			SRTA	Flex Funding to FTA (Project RTD0011181) / Match - \$900,000 RTACAP
2023	S12692	Southeastern Mass		GATRA - Buy Replacement 35-FT Buses (2)	5	STBG	\$1,800,000	\$1,800,000	\$1,440,000	\$360,000		FTA			GATRA	Flex funding to FTA (Project TBD) / Match - \$360,000 RTACAP
2023	S12693	Northern Middlesex		FLEX FUNDING TO FTA FOR COMMUTER/ADA ACCESS IMPROVEMENTS AT THE GALLAGHER INTERMODAL TRANSPORTATION CENTER		CRP	\$3,987,912	\$3,987,912	\$3,190,330	\$797,582					LRTA	Total Cost: \$3,987,912.
2023	S12700	Boston Region	Multiple	CATA ON DEMAND MICROTRANSIT SERVICE EXPANSION	4	CMAQ	\$813,291	\$333,450	\$266,760	\$66,690	61.75				CATA	Operations; CMAQ Total Cost = \$813,291; MPO Evaluation Score = 61.75; Project funded over three fiscal years (2023-2025) through MPO's Community Connections Program.



STIP Investments Report

STIP: 2023 - 2027 (D)																
2023	S12701	Boston Region	Multiple	MWRTA CATCHCONNECT MICROTRANSIT SERVICE EXPANSION	3	CMAQ	\$450,163	\$141,250	\$113,000	\$28,250	59				MWRTA	Operations; CMAQ Total Cost = \$450,163; MPO Evaluation Score = 59; Project funded over three fiscal years (2023-2025) through MPO's Community Connections Program.
2023	S12703	Boston Region	Multiple	MONTACHUSETT RTA MICROTRANSIT SERVICE	3	CMAQ	\$1,316,061	\$479,066	\$383,253	\$95,813	57				MART	Operations; CMAQ Total Cost = \$1,316,061; MPO Evaluation Score = 57; Project funded over three fiscal years (2023 -2025) through MPO's Community Connections Program.
2023	S12705	Boston Region	Lynn	LYNN STATION IMPROVEMENTS PHASE II	4	STBG	\$48,100,000	\$34,500,000	\$27,600,000	\$6,900,000	N/A		N/A		MBTA	Construction; STBG+CRP Total Cost = \$48,100,000; Project not scored by MPO; Project funded over two fiscal years (2023-2024) through MPO's Transit Modernization Program. Flex to MBTA.
2023	S12718	Pioneer Valley		PVTA - Purchase of Electric bus and support training		STBG	\$1,500,000	\$1,500,000	\$1,200,000	\$300,000						
Bicycle and Pedestrian								\$8,639,192	\$6,911,354	\$1,727,838						
2023	608073	Pioneer Valley	Westfield	WESTFIELD- WESTFIELD RIVER LEVEE MULTI-USE PATH CONSTRUCTION, FROM ELLSWORTH STREET TO WILLIAMS RIDING WAY (NEAR MEADOW STREET) (2 MILES)	2	CMAQ	\$5,185,122	\$5,185,122	\$4,148,098	\$1,037,024					Municipality	
2023	609067	Cape Cod	Barnstable	BARNSTABLE- CONSTRUCTION OF A SHARED USE PATH ALONG BEARSES WAY, FROM ROUTE 28 TO PITCHERS WAY	5	CMAQ	\$1,995,386	\$1,995,386	\$1,596,309	\$399,077	77		31		Barnstable	CMAQ Approved
2023	S12686	Pioneer Valley	Multiple	Valley Bike Share Expansion (Phase 3)	2	CMAQ	\$1,458,684	\$1,458,684	\$1,166,947	\$291,737	40.5				Northampton	ValleyBike Share- serving 11 communities (coordinated by Northampton but regional consortium)
Roadway Improvements								\$500,000	\$400,000	\$100,000						
2023	S12687	Franklin Region		Franklin County EV Charging Stations	Multiple	CMAQ	\$500,000	\$500,000	\$400,000	\$100,000						
Non-Interstate Pavement								\$3,345,852	\$2,676,682	\$669,170						
2023	604209	Pioneer Valley	Multiple	HOLYOKE- WEST SPRINGFIELD- REHABILITATION OF ROUTE 5 (RIVERDALE ROAD), FROM I-91 (INTERCHANGE 13) TO MAIN STREET IN HOLYOKE & FROM ELM STREET TO NORTH ELM STREET IN WEST SPRINGFIELD (3.2 MILES)	2	CMAQ	\$26,676,736	\$3,345,852	\$2,676,682	\$669,170						



STIP Investments Report

STIP: 2023 - 2027 (D)																
Year	MassDOT Project ID	MPO	Municipality	MassDOT Project Description	District	Funding Source	Adjusted TFPC	Total Programmed Funds	Federal Funds	Non-Federal Funds	MPO Project Score	Entity Receiving Transfer	PSAC Score	Earmark Details	Proponent	Other Information
Federal Fiscal Year 2023								\$1,126,663,493	\$912,315,764	\$214,347,729						
Section 1B / Earmark or Discretionary Grant Funded Projects								\$193,652,583	\$156,339,143	\$37,313,440						
Bridge On-System NHS NB								\$57,931,745	\$46,345,396	\$11,586,349						
2023	603722	Boston Region	Lexington	LEXINGTON- BRIDGE REPLACEMENT, L-10-010, ROUTE 2A (MARRETT ROAD) OVER I-95/ROUTE 128	4	HIP-BR	\$20,456,262	\$20,456,262	\$16,365,010	\$4,091,252					MassDOT	
2023	605294	Old Colony	Duxbury	DUXBURY- BRIDGE REPLACEMENT, D-14-010 (48H & 48J), ROUTE 3 (PILGRIM HIGHWAY) NB/SB OVER FRANKLIN STREET	5	HIP-BR	\$30,575,483	\$30,575,483	\$24,460,386	\$6,115,097					MassDOT	Construction; Total Cost is \$30,575,483; Year of Expenditure is \$30,575,483; TEC Score is N/A; Status is 25% Design
2023	608208	Boston Region	Multiple	QUINCY- MILTON- BOSTON- INTERSTATE MAINTENANCE & RELATED WORK ON I-93	6	HIP-BR	\$38,671,350	\$6,900,000	\$5,520,000	\$1,380,000					MassDOT	
Earmark Discretionary								\$27,308,211	\$22,385,764	\$4,922,447						
2023	606476	Boston Region	Boston	BOSTON- ROADWAY, CEILING, ARCH & WALL RECONSTRUCTION AND OTHER CONTROL SYSTEMS IN SUMNER TUNNEL	6	NHPP-E	\$136,722,750	\$11,607,808	\$9,286,246	\$2,321,562	N/A				MassDOT	Construction; NHPP+HSIP+Other Federal Aid Total Cost = \$136,722,750; Total MPO Contribution = \$22,115,687; AC schedule over 3 years (2021-2023). MPO funding has 2-year AC schedule (2021-22).
2023	607977	Boston Region	Multiple	HOPKINTON- WESTBOROUGH- RECONSTRUCTION OF I-90/I-495 INTERCHANGE	3	HIP	\$300,942,837	\$0	\$0	\$0					MassDOT	Construction; HIP+NHPP+NFA+NFP+Other FA = \$300,942,837; Project funded over six fiscal years (2022-2027); Funding in this TIP = \$274,036,314.
2023	607977	Boston Region	Multiple	HOPKINTON- WESTBOROUGH- RECONSTRUCTION OF I-90/I-495 INTERCHANGE	3	HIP-BR	\$300,942,837	\$10,000,000	\$8,000,000	\$2,000,000					MassDOT	Construction; HIP+NHPP+NFA+NFP+Other FA = \$300,942,837; Project funded over six fiscal years (2022-2027); Funding in this TIP = \$274,036,314.
2023	608348	Boston Region	Beverly	BEVERLY- RECONSTRUCTION OF BRIDGE STREET	4	HPP	\$12,594,932	\$3,004,425	\$2,403,540	\$600,885	66		59		Beverly	Construction; CMAQ+STBG+HPP Total Cost = \$12,594,932; MPO Evaluation Score = 66.
2023	609385	Statewide		DISTRICT 2- ADA RETROFITS AT VARIOUS LOCATIONS	2	CRRSAA	\$1,495,978	\$1,495,978	\$1,495,978	\$0						





STIP Investments Report

STIP: 2023 - 2027 (D)																
Year	MassDOT Project ID	MPO	Municipality	MassDOT Project Description	District	Funding Source	Adjusted TFPC	Total Programmed Funds	Federal Funds	Non-Federal Funds	MPO Project Score	Entity Receiving Transfer	PSAC Score	Earmark Details	Proponent	Other Information
Federal Fiscal Year 2023								\$1,126,663,493	\$912,315,764	\$214,347,729						
2023	609433	Southeastern Mass	Multiple	ATTLEBORO- NORTH ATTLEBOROUGH-MEDIAN CABLE BARRIER INSTALLATION ON I-95	5	CRRSAA	\$1,200,000	\$1,200,000	\$1,200,000	\$0					MassDOT	
Bridge On-system Non-NHS NB								\$53,034,032	\$42,427,226	\$10,606,806						
2023	608009	Boston Region	Boxborough	BOXBOROUGH- BRIDGE REPLACEMENT, B-18-002, ROUTE 111 OVER I-495	3	HIP-BR	\$12,763,392	\$12,763,392	\$10,210,714	\$2,552,678					MassDOT	
2023	608929	Boston Region	Wilmington	WILMINGTON- BRIDGE REPLACEMENT, W-38-003, BUTTERS ROW OVER MBTA	4	HIP-BR	\$10,225,199	\$10,225,199	\$8,180,159	\$2,045,040					MassDOT	
2023	612624	Boston Region	Boston	BOSTON- DECK REPLACEMENT, B-16-056, CAMBRIDGE STREET OVER I-90, INCLUDES PRESERVATION OF B-16-057, LINCOLN STREET PED OVERPASS OVER I-90	6	HIP-BR	\$30,045,441	\$30,045,441	\$24,036,353	\$6,009,088					MassDOT	
Bridge Systematic Maintenance NB								\$50,989,191	\$40,791,353	\$10,197,838						
2023	608609	Boston Region	Multiple	BOSTON- WESTWOOD- STEEL SUPERSTRUCTURE CLEANING (FULL REMOVAL) AND PAINTING OF 2 BRIDGES: B-16-118 & W-31-006	6	HIP-BR	\$2,142,857	\$2,142,857	\$1,714,286	\$428,571					MassDOT	
2023	608649	Franklin Region	Multiple	COLRAIN- LEE- STOCKBRIDGE- BRIDGE PRESERVATION OF C-18-010, C-18-012, L-05-045 & S-26-001	1	HIP-BR	\$2,011,700	\$2,011,700	\$1,609,360	\$402,340						
2023	609023	Statewide	Multiple	HATFIELD- WHATELY- DEERFIELD- GREENFIELD- BERNARDSTON- BRIDGE PRESERVATION ALONG I-91	2	HIP-BR	\$9,016,000	\$9,016,000	\$7,212,800	\$1,803,200						
2023	609037	Statewide	Multiple	REHOBOTH- SOMERSET- SWANSEA- SYSTEMATIC BRIDGE PRESERVATION AT 10 BRIDGES ALONG THE I-195 CORRIDOR	5	HIP-BR	\$9,499,000	\$9,499,000	\$7,599,200	\$1,899,800						
2023	612047	Statewide	Multiple	CHELMSFORD- LOWELL- LAWRENCE- BRIDGE PRESERVATION ALONG I-495	4	HIP-BR	\$7,259,950	\$7,259,950	\$5,807,960	\$1,451,990						



STIP Investments Report

STIP: 2023 - 2027 (D)																
Year	MassDOT Project ID	MPO	Municipality	MassDOT Project Description	District	Funding Source	Adjusted TFPC	Total Programmed Funds	Federal Funds	Non-Federal Funds	MPO Project Score	Entity Receiving Transfer	PSAC Score	Earmark Details	Proponent	Other Information
Federal Fiscal Year 2023								\$1,126,663,493	\$912,315,764	\$214,347,729						
2023	612620	Montachusett	Harvard	HARVARD- BRIDGE PRESERVATION, H-09-015, H-09-016 & H-09-017, ROUTE 2 OVER THE NASHUA RIVER, TANK ROAD, BOSTON AND MAINE RAILROAD	3	HIP-BR	\$2,694,992	\$2,694,992	\$2,155,994	\$538,998						
2023	612650	Central Mass	Worcester	WORCESTER- BRIDGE PRESERVATION, W-44-111, W-44-113, W-44-114, I -290 (EB/WB) OVER LINCOLN STREET, COLBY AVENUE AND PLANTATION STREET	3	HIP-BR	\$3,570,596	\$3,570,596	\$2,856,477	\$714,119					MassDOT	Construction, Total Project Cost = \$3,570,596, Design Status = Approved
2023	612656	Northern Middlesex	Westford	WESTFORD- BRIDGE PRESERVATION, W-26-018, W-26-019, I-495 (NB/SB) OVER CONCORD AND BOSTON ROAD	3	HIP-BR	\$2,383,696	\$2,383,696	\$1,906,957	\$476,739	6.32				MassDOT	Total Cost: \$2,383,696 HIP-BR; TEC: 6.32 out of 16.
2023	612658	Northern Middlesex	Tewksbury	TEWKSBURY- BRIDGE PRESERVATION OF T-03-014, I-495 OVER ROUTE 133, AND T-03-015, I-495 OVER ROUTE 38	4	HIP-BR	\$5,160,000	\$5,160,000	\$4,128,000	\$1,032,000	7.77				MassDOT	Total Cost: \$5,160,000 HIP-BR; TEC: 7.77 out of 16.
2023	612662	Boston Region	Boston	BOSTON- BRIDGE PRESERVATION, B-16-235 (39T & 3A0), ROUTE 1A OVER CHELSEA STREET/BREMEN STREET & RAILROAD	6	HIP-BR	\$3,000,000	\$3,000,000	\$2,400,000	\$600,000					MassDOT	
2023	612663	Boston Region	Boston	BOSTON- BRIDGE PRESERVATION, B-16-053 (4T3), BROOKLINE AVENUE OVER I-90 & RAILROAD	6	HIP-BR	\$750,000	\$750,000	\$600,000	\$150,000					MassDOT	
2023	612664	Boston Region	Boston	BOSTON- BRIDGE PRESERVATION, B-16-179, AUSTIN STREET OVER I-93 AND B-16-281, I-93 UPPER/LOWER DECK	6	HIP-BR	\$3,500,400	\$3,500,400	\$2,800,320	\$700,080					MassDOT	
Non-Interstate Pavement								\$4,389,404	\$4,389,404	\$0						
2023	610704	Statewide	Multiple	BURLINGTON- BILLERICA- RESURFACING AND RELATED WORK ON ROUTE 3A	4	CRRSAA	\$4,389,404	\$4,389,404	\$4,389,404	\$0						
Section 2A / State Prioritized Reliability Projects								\$297,365,900	\$246,263,357	\$51,102,543						
Bridge On-system NHS								\$117,440,694	\$93,952,555	\$23,488,139						
2023	605843	Berkshire Region	North Adams	NORTH ADAMS- BRIDGE REPLACEMENT, N-14-016, ROUTE 2 OVER THE HOOSIC RIVER	1	NHPP	\$17,860,524	\$17,860,524	\$14,288,419	\$3,572,105						



STIP Investments Report

STIP: 2023 - 2027 (D)																
Year	MassDOT Project ID	MPO	Municipality	MassDOT Project Description	District	Funding Source	Adjusted TFPC	Total Programmed Funds	Federal Funds	Non-Federal Funds	MPO Project Score	Entity Receiving Transfer	PSAC Score	Earmark Details	Proponent	Other Information
Federal Fiscal Year 2023								\$1,126,663,493	\$912,315,764	\$214,347,729						
2023	606522	Merrimack Valley	Andover	ANDOVER- BRIDGE REHABILITATION, A-09-036, I-495 OVER ST 28 (SB), A-09-037, I-495 OVER B&M AND MBTA, A-09-041, I-495 OVER ST 28 (NB)	4	NHPP	\$173,075,000	\$85,115,435	\$68,092,348	\$17,023,087						Project ACd over 2023-2026
2023	607327	Boston Region	Wilmington	WILMINGTON- BRIDGE REPLACEMENT, W-38-002, ROUTE 38 (MAIN STREET) OVER THE B&M RAILROAD	4	NHPP	\$12,622,437	\$9,200,000	\$7,360,000	\$1,840,000					MassDOT	
2023	609165	Southeastern Mass	Attleboro	ATTLEBORO- BRIDGE REPLACEMENT, A-16-062 (3UL), INTERSTATE 295 RAMP OVER TEN MILE RIVER	5	NHPP	\$5,264,735	\$5,264,735	\$4,211,788	\$1,052,947					MassDOT	
Non-Interstate Pavement								\$82,466,978	\$66,851,463	\$15,615,515						
2023	604209	Pioneer Valley	Multiple	HOLYOKE- WEST SPRINGFIELD- REHABILITATION OF ROUTE 5 (RIVERDALE ROAD), FROM I-91 (INTERCHANGE 13) TO MAIN STREET IN HOLYOKE & FROM ELM STREET TO NORTH ELM STREET IN WEST SPRINGFIELD (3.2 MILES)	2	NHPP	\$26,676,736	\$23,330,884	\$18,664,707	\$4,666,177						
2023	608480	Boston Region	Foxborough	FOXBOROUGH- RESURFACING AND RELATED WORK ON ROUTE 1	5	NHPP	\$9,442,596	\$9,442,596	\$7,554,077	\$1,888,519					MassDOT	
2023	608813	Berkshire Region	Lanesborough	LANESBOROUGH- RESURFACING AND RELATED WORK ON ROUTE 7	1	NHPP	\$6,816,392	\$6,816,392	\$5,453,114	\$1,363,278						
2023	608818	Boston Region	Multiple	DANVERS- MIDDLETON- RESURFACING AND RELATED WORK ON ROUTE 114	4	NHPP	\$4,175,264	\$4,175,264	\$3,340,211	\$835,053					MassDOT	
2023	609098	Cape Cod	Wellfleet	WELLFLEET- PAVEMENT PRESERVATION AND RELATED WORK ON ROUTE 6	5	NHPP	\$17,686,960	\$17,686,960	\$14,149,568	\$3,537,392	66				MassDOT	
2023	609107	Montachusett	Multiple	PHILLIPSTON- TEMPLETON- PAVEMENT PRESERVATION AND RELATED WORK ON ROUTE 2	2	NHPP	\$10,300,467	\$10,300,467	\$8,240,374	\$2,060,093						
2023	610704	Statewide	Multiple	BURLINGTON- BILLERICA- RESURFACING AND RELATED WORK ON ROUTE 3A	4	CRRSAA	\$4,389,404	\$4,389,404	\$4,389,404	\$0						



STIP Investments Report

STIP: 2023 - 2027 (D)																
Year	MassDOT Project ID	MPO	Municipality	MassDOT Project Description	District	Funding Source	Adjusted TFPC	Total Programmed Funds	Federal Funds	Non-Federal Funds	MPO Project Score	Entity Receiving Transfer	PSAC Score	Earmark Details	Proponent	Other Information
Federal Fiscal Year 2023								\$1,126,663,493	\$912,315,764	\$214,347,729						
2023	610731	Montachusett	Fitchburg	FITCHBURG- PAVEMENT PRESERVATION AND RELATED WORK ON ROUTE 2	3	NHPP	\$6,325,011	\$6,325,011	\$5,060,009	\$1,265,002						
Bridge Off-system								\$14,980,979	\$11,984,783	\$2,996,196						
2023	603796	Southeastern Mass	Mansfield	MANSFIELD- BRIDGE REPLACEMENT, M-03-003 & M-03-045, BALCOM STREET OVER THE WADING RIVER	5	STBG-BR-Off	\$3,100,271	\$3,100,271	\$2,480,217	\$620,054					MassDOT	
2023	608255	Boston Region	Stow	STOW- BRIDGE REPLACEMENT, S-29-011, BOX MILL ROAD OVER ELIZABETH BROOK	3	STBG-BR-Off	\$3,454,408	\$3,454,408	\$2,763,526	\$690,882					MassDOT	
2023	608847	Pioneer Valley	Wales	WALES- BRIDGE REPLACEMENT, W-02-002, HOLLAND ROAD OVER WALES BROOK	2	STBG-BR-Off	\$2,484,288	\$2,484,288	\$1,987,430	\$496,858						
2023	609072	Berkshire Region	Williamstown	WILLIAMSTOWN- BRIDGE REPLACEMENT, W-37-010, MAIN STREET OVER HEMLOCK BROOK	1	STBG-BR-Off	\$2,027,984	\$2,027,984	\$1,622,387	\$405,597						
2023	609078	Berkshire Region	New Marlborough	NEW MARLBOROUGH- BRIDGE REPLACEMENT, N-08-020, KEYES HILL ROAD OVER UMPACHENE RIVER	1	STBG-BR-Off	\$1,770,360	\$1,770,360	\$1,416,288	\$354,072						
2023	610826	Central Mass	Sturbridge	STURBRIDGE- BRIDGE REPLACEMENT, S-30-019, CHAMPEAUX ROAD OVER LONG POND	3	STBG-BR-Off	\$2,143,668	\$2,143,668	\$1,714,934	\$428,734					MassDOT	Construction, Total Project Cost = \$2,143,668, Design Status = 75%
Safety Improvements								\$27,401,711	\$24,046,239	\$3,355,472						
2023	607342	Boston Region	Milton	MILTON- INTERSECTION & SIGNAL IMPROVEMENTS @ ROUTE 28 (RANDOLPH AVENUE) & CHICKATAWBUT ROAD	6	HSIP	\$7,062,751	\$7,062,751	\$6,356,476	\$706,275			43		MassDOT	
2023	608774	Northern Middlesex	Multiple	LOWELL- TEWKSBURY- ROUTE 38 INTERSECTION IMPROVEMENTS	4	HSIP	\$3,339,235	\$3,339,235	\$3,005,312	\$333,924	6.27				MassDOT	Total Cost: \$3,339,235; HSIP; TEC: 6.27 out of 16.
2023	609053	Boston Region	Multiple	CANTON- DEDHAM- NORWOOD- HIGHWAY LIGHTING IMPROVEMENTS AT I-93 & I-95/128	6	NHPP	\$3,800,868	\$3,800,868	\$3,040,694	\$760,174					MassDOT	
2023	609062	Statewide	Multiple	WORCESTER- LEOMINSTER- GUIDE AND TRAFFIC SIGN REPLACEMENT ON INTERSTATE 190	3	HSIP	\$4,160,691	\$4,160,691	\$3,744,622	\$416,069						



STIP Investments Report

STIP: 2023 - 2027 (D)																
Year	MassDOT Project ID	MPO	Municipality	MassDOT Project Description	District	Funding Source	Adjusted TFPC	Total Programmed Funds	Federal Funds	Non-Federal Funds	MPO Project Score	Entity Receiving Transfer	PSAC Score	Earmark Details	Proponent	Other Information
Federal Fiscal Year 2023								\$1,126,663,493	\$912,315,764	\$214,347,729						
2023	609063	Southeastern Mass	Multiple	ATTLEBORO- NORTH ATTLEBOROUGH- GUIDE AND TRAFFIC SIGN REPLACEMENT ON INTERSTATE 295	5	HSIP	\$531,553	\$363,340	\$327,006	\$36,334					MassDOT	
2023	609064	Statewide	Multiple	WAREHAM TO BOURNE- GUIDE AND TRAFFIC SIGN REPLACEMENT ON ROUTE 25	5	HSIP	\$823,633	\$823,633	\$741,270	\$82,363						
2023	609219	Central Mass	Holden	HOLDEN- PAVEMENT REHABILITATION ON MAIN STREET, SHREWSBURY STREET AND DOYLE ROAD, FROM STATE POLICE BARRACKS TO BRATTLE STREET	3	STBG	\$10,542,121	\$1,000,000	\$800,000	\$200,000	17		52		Holden	Construction, CMAQ + STBG + Statewide STBG = \$10,542,121, Design Status = 25%, PM Score = 17
2023	609314	Montachusett	Ashby	ASHBY- INTERSECTION IMPROVEMENTS AT GREENVILLE ROAD (ROUTE 31) AND TURNPIKE ROAD	3	HSIP	\$3,224,713	\$2,399,055	\$2,159,150	\$239,906						
2023	609392	Merrimack Valley	Rowley	ROWLEY- SAFETY IMPROVEMENTS AT ROUTE 1, CENTRAL AND GLEN STREETS	4	NHPP	\$1,352,139	\$1,352,139	\$1,081,711	\$270,428	6.5		34.5			a) Construction; b) \$1,330,785 NHPP d) TEC = 6.5 out of 18.
2023	610794	Statewide		STATEWIDE- SYSTEMIC COUNTERMEASURES FOR SHSP IMPLEMENTATION (PEDESTRIAN AND BICYCLE SAFETY)		HSIP	\$1,499,999	\$1,499,999	\$1,349,999	\$150,000						
2023	S12635	Statewide		STATEWIDE- SPEED READER/FEEDBACK EQUIPMENT PROCUREMENT FOR COMMUNITIES		HSIP	\$750,000	\$750,000	\$675,000	\$75,000						
2023	S12636	Statewide		STRATEGIC HIGHWAY SAFETY PLAN UPDATE (FHWA REQUIREMENTS)		HSIP	\$650,000	\$650,000	\$585,000	\$65,000						
2023	S12646	Statewide		STATEWIDE- GEOGRAPHIC INFORMATION SYSTEMS (GIS) SUPPORT FOR SPEED REGULATIONS AND OTHER NECESSARY SAFETY DATA COLLECTION		HSIP	\$200,000	\$200,000	\$180,000	\$20,000						
Interstate Pavement								\$53,678,861	\$48,310,975	\$5,367,886						
2023	608208	Boston Region	Multiple	QUINCY- MILTON- BOSTON- INTERSTATE MAINTENANCE & RELATED WORK ON I-93	6	NHPP-I	\$38,671,350	\$31,771,350	\$28,594,215	\$3,177,135					MassDOT	



STIP Investments Report

STIP: 2023 - 2027 (D)																
Year	MassDOT Project ID	MPO	Municipality	MassDOT Project Description	District	Funding Source	Adjusted TFPC	Total Programmed Funds	Federal Funds	Non-Federal Funds	MPO Project Score	Entity Receiving Transfer	PSAC Score	Earmark Details	Proponent	Other Information
Federal Fiscal Year 2023								\$1,126,663,493	\$912,315,764	\$214,347,729						
2023	610726	Boston Region	Multiple	MEDFORD-READING-SOMERVILLE-STONEHAM-WINCHESTER- WOBURN- INTERSTATE PAVEMENT PRESERVATION ON I-93	4	NHPP-I	\$21,907,511	\$21,907,511	\$19,716,760	\$2,190,751					MassDOT	
Roadway Improvements								\$1,396,677	\$1,117,342	\$279,335						
2023	610801	Southeastern Mass	Somerset	SOMERSET- STORMWATER IMPROVEMENTS ALONG ROUTE I-195 FOR MOUNT HOPE BAY	5	STBG	\$675,787	\$675,787	\$540,630	\$135,157					MassDOT	
2023	610806	Statewide		DISTRICT 6- BOSTON INNER HARBOR STORMWATER IMPROVEMENTS	6	STBG	\$720,890	\$720,890	\$576,712	\$144,178						
Section 2B / State Prioritized Modernization Projects								\$143,730,022	\$117,856,031	\$25,873,991						
Roadway Reconstruction								\$118,768,666	\$96,258,154	\$22,510,512						
2023	602659	Central Mass	Multiple	CHARLTON- OXFORD- RECONSTRUCTION ON ROUTE 20, FROM RICHARDSON'S CORNER EASTERLY TO ROUTE 12, INCLUDES REHAB OF C-06-023 & REPLACEMENT OF O-06-002	3	NHPP	\$77,456,524	\$43,500,000	\$34,800,000	\$8,700,000	22		50.3		MassDOT	Construction, Total Project Cost = \$77,456,524, CMAQ + NHPP + STBG Project is AC'd between 2022 and 2025, PM Score = 22, Design Status = 25%
2023	606476	Boston Region	Boston	BOSTON- ROADWAY, CEILING, ARCH & WALL RECONSTRUCTION AND OTHER CONTROL SYSTEMS IN SUMNER TUNNEL	6	NHPP	\$136,722,750	\$5,261,993	\$4,209,594	\$1,052,399	N/A				MassDOT	Construction; NHPP+HSIP+Other Federal Aid Total Cost = \$136,722,750; Total MPO Contribution = \$22,115,687; AC schedule over 3 years (2021-2023). MPO funding has 2-year AC schedule (2021-22).
2023	607977	Boston Region	Multiple	HOPKINTON- WESTBOROUGH- RECONSTRUCTION OF I-90/I-495 INTERCHANGE	3	NFP-I	\$300,942,837	\$12,432,212	\$11,188,991	\$1,243,221					MassDOT	Construction; HIP+NHPP+NFA+NFP+Other FA = \$300,942,837; Project funded over six fiscal years (2022-2027); Funding in this TIP = \$274,036,314.
2023	608049	Southeastern Mass	Fall River	FALL RIVER- CORRIDOR IMPROVEMENTS ON ROUTE 79/DAVOL STREET	5	NHPP	\$119,427,595	\$25,230,254	\$20,184,203	\$5,046,051					MassDOT	AC'd FFY 2022-2026; HIP BR funds FFY 2022 & FFY 2024
2023	608049	Southeastern Mass	Fall River	FALL RIVER- CORRIDOR IMPROVEMENTS ON ROUTE 79/DAVOL STREET	5	STBG	\$119,427,595	\$20,000,000	\$16,000,000	\$4,000,000					MassDOT	AC'd FFY 2022-2026; HIP BR funds FFY 2022 & FFY 2024
2023	609517	Pioneer Valley	Longmeadow	LONGMEADOW- BLUEBERRY HILL ELEMENTARY SCHOOL IMPROVEMENTS (SRTS)	2	TAP	\$323,821	\$323,821	\$259,057	\$64,764						





STIP Investments Report

STIP: 2023 - 2027 (D)																
Year	MassDOT Project ID	MPO	Municipality	MassDOT Project Description	District	Funding Source	Adjusted TFPC	Total Programmed Funds	Federal Funds	Non-Federal Funds	MPO Project Score	Entity Receiving Transfer	PSAC Score	Earmark Details	Proponent	Other Information
Federal Fiscal Year 2023								\$1,126,663,493	\$912,315,764	\$214,347,729						
2023	609518	Southeastern Mass	Fairhaven	FAIRHAVEN- LEROY WOOD ELEMENTARY SCHOOL IMPROVEMENTS (SRTS)	5	TAP	\$1,853,473	\$0	\$0	\$0					Fairhaven	
2023	610542	Cape Cod	Bourne	BOURNE- ROTARY IMPROVEMENTS	5	NHPP	\$4,831,880	\$4,831,880	\$3,865,504	\$966,376	53				MassDOT	
2023	610552	Boston Region	Multiple	MARLBOROUGH- HUDSON- RAMP IMPROVEMENTS AND RELATED WORK AT I-495 (SB) TO I-290 (WB)	3	NHPP	\$5,941,995	\$5,941,995	\$4,753,596	\$1,188,399						
2023	610672	Montachusett	Gardner	GARDNER- ELM STREET RESURFACING AND SIDEWALK IMPROVEMENTS (SRTS)	3	TAP	\$1,246,511	\$1,246,511	\$997,209	\$249,302						
Intersection Improvements								\$16,287,919	\$14,659,127	\$1,628,792						
2023	608560	Pioneer Valley	Springfield	SPRINGFIELD- IMPROVEMENTS ON ST. JAMES AVENUE AT TAPLEY STREET	2	HSIP	\$4,107,816	\$4,107,816	\$3,697,034	\$410,782						
2023	608565	Pioneer Valley	Springfield	SPRINGFIELD- IMPROVEMENTS ON ST. JAMES AVENUE AT ST. JAMES BOULEVARD AND CAREW STREET	2	HSIP	\$6,766,702	\$6,766,702	\$6,090,032	\$676,670						
2023	609254	Boston Region	Lynn	LYNN- INTERSECTION IMPROVEMENTS AT TWO INTERSECTIONS ON BROADWAY	4	HSIP	\$5,413,401	\$5,413,401	\$4,872,061	\$541,340	39		57		MassDOT	
2023	609410	Old Colony	Brockton	BROCKTON- INTERSECTION IMPROVEMENTS AND RELATED WORK AT CENTRE STREET (ROUTE 123), CARY STREET AND LYMAN STREET	5	HSIP	\$3,074,203	\$0	\$0	\$0	48.89					Construction; Total Cost is \$2,955,964; Year of Expenditure is \$3,074,203; TEC Score is 48.89; Status is 25% Design
ADA Retrofits								\$1,673,437	\$1,338,750	\$334,687						
2023	609177	Statewide		DISTRICT 4- ADA RETROFITS AT VARIOUS LOCATIONS	4	STBG	\$588,544	\$588,544	\$470,835	\$117,709						
2023	609178	Statewide		DISTRICT 6- ADA RETROFITS AT VARIOUS LOCATIONS	6	STBG	\$1,084,893	\$1,084,893	\$867,914	\$216,979						
Intelligent Transportation Systems								\$7,000,000	\$5,600,000	\$1,400,000						
2023	S12647	Statewide		STATEWIDE- ITS ROADWAY EQUIPMENT FOR HIGHWAY OPERATIONS		NHPP	\$7,000,000	\$7,000,000	\$5,600,000	\$1,400,000						
Section 2C / State Prioritized Expansion Projects								\$22,826,169	\$18,260,935	\$4,565,234						



STIP Investments Report

STIP: 2023 - 2027 (D)																
Year	MassDOT Project ID	MPO	Municipality	MassDOT Project Description	District	Funding Source	Adjusted TFPC	Total Programmed Funds	Federal Funds	Non-Federal Funds	MPO Project Score	Entity Receiving Transfer	PSAC Score	Earmark Details	Proponent	Other Information
Federal Fiscal Year 2023								\$1,126,663,493	\$912,315,764	\$214,347,729						
Bicycle and Pedestrian								\$22,826,169	\$18,260,935	\$4,565,234						
2023	607398	Cape Cod	Multiple	YARMOUTH- BARNSTABLE- CAPE COD RAIL TRAIL EXTENSION, INCLUDES NEW BRIDGE OVER WILLOW STREET & RAILROAD (PHASE III)	5	CMAQ	\$12,750,212	\$0	\$0	\$0	80		20		Barnstable-Yarmouth	CMAQ approved
2023	607979	Southeastern Mass	Marion	MARION- SHARED USE PATH CONSTRUCTION (PHASE 1), FROM THE MARION-MATTAPOISETT T.L. TO POINT ROAD	5	CMAQ	\$5,498,150	\$5,498,150	\$4,398,520	\$1,099,630			31.5		Marion	
2023	608930	Merrimack Valley	Lawrence	LAWRENCE- LAWRENCE MANCHESTER RAIL CORRIDOR (LMRC) RAIL TRAIL	4	CMAQ	\$21,416,304	\$0	\$0	\$0	11.25		60			a) Construction; b) \$21,416,304 CMAQ (inflated 4% from 2023 cost); c) AC Year 1-2 FFY 2024-2025: d) TEC = 11.25 out of 18.
2023	609289	Berkshire Region	Pittsfield	PITTSFIELD- ASHUWILLTICOOK BIKE TRAIL EXTENSION, CRANE AVENUE TO MERRILL ROAD	1	CMAQ	\$1,417,902	\$1,417,902	\$1,134,322	\$283,580	4 of 8		25		Pittsfield	
2023	610674	Boston Region	Newton	NEWTON- RECONSTRUCTION OF COMMONWEALTH AVENUE (ROUTE 30), FROM EAST OF AUBURN STREET TO ASH STREET	6	CMAQ	\$6,546,367	\$6,546,367	\$5,237,094	\$1,309,273	51		50		Newton	
2023	610919	Boston Region	Multiple	LYNN- NAHANT- NORTHERN STRAND EXTENSION	4	CMAQ	\$9,363,750	\$9,363,750	\$7,491,000	\$1,872,750					MassDOT	
Section 3A / Planning/Adjustments/Pass-throughs								\$161,142,925	\$147,270,502	\$13,872,423						
GANS Repayment								\$89,510,000	\$89,510,000	\$0						
2023	S12663	Statewide		ABP GANS (FFY 2023)		NHPP-G	\$89,510,000	\$89,510,000	\$89,510,000	\$0						
Metropolitan Planning								\$13,607,513	\$10,886,010	\$2,721,503						
2023	S12668	Statewide		Metropolitan Planning (FFY 2024 UPWPs) - PL & SPR		PL	\$13,607,513	\$13,607,513	\$10,886,010	\$2,721,503						
Railroad Crossings								\$2,371,999	\$1,897,599	\$474,400						
2023	S12673	Statewide		Railroad Grade Crossings (FFY 2023)		RRHE	\$2,371,999	\$1,186,000	\$948,800	\$237,200						





STIP Investments Report

STIP: 2023 - 2027 (D)																
Year	MassDOT Project ID	MPO	Municipality	MassDOT Project Description	District	Funding Source	Adjusted TFPC	Total Programmed Funds	Federal Funds	Non-Federal Funds	MPO Project Score	Entity Receiving Transfer	PSAC Score	Earmark Details	Proponent	Other Information
Federal Fiscal Year 2023								\$1,126,663,493	\$912,315,764	\$214,347,729						
2023	S12673	Statewide		Railroad Grade Crossings (FFY 2023)		RRPD	\$2,371,999	\$1,185,999	\$948,799	\$237,200						
2023	S12675	Statewide		Railroad Grade Crossings (FFY 2025)		RRHE	\$2,371,999	\$0	\$0	\$0						
Recreational Trails								\$1,493,420	\$1,194,736	\$298,684						
2023	S12676	Statewide		RECREATIONAL TRAILS PROGRAM (FFY 2023)		REC	\$1,493,420	\$1,493,420	\$1,194,736	\$298,684						
SRTS Education								\$2,429,174	\$1,943,339	\$485,835						
2023	S12681	Statewide		SRTS EDUCATION (FFY 2023)		TAP	\$2,429,174	\$2,429,174	\$1,943,339	\$485,835						
State Planning & Research								\$26,730,819	\$21,623,055	\$5,107,764						
2023	S12708	Statewide		SPR Work Program (FFY 2024)		PL	\$28,694,866	\$21,538,819	\$17,231,055	\$4,307,764						
2023	S12708	Statewide		SPR Work Program (FFY 2024)		Other FA	\$28,694,866	\$4,000,000	\$3,200,000	\$800,000						
2023	S12713	Statewide		FFY 2023 SPR Pooled Fund Transfer Projects		SPR-PF	\$1,192,000	\$1,192,000	\$1,192,000	\$0						FFY 2023 Pooled Fund Transfer Projects total: \$1,192,000
Award Adjustments, Change Orders, etc.								\$25,000,000	\$20,215,762	\$4,784,238						
2023	S12728	Statewide		Awards, Adjustments, Change Orders, etc. (FFY 2023)		STBG-BR-Off	\$26,206,690	\$11,387,043	\$9,109,634	\$2,277,409						
2023	S12728	Statewide		Awards, Adjustments, Change Orders, etc. (FFY 2023)		CMAQ	\$26,206,690	\$1,040,282	\$832,226	\$208,056						
2023	S12728	Statewide		Awards, Adjustments, Change Orders, etc. (FFY 2023)		HSIP	\$26,206,690	\$2,157,622	\$1,941,860	\$215,762						
2023	S12728	Statewide		Awards, Adjustments, Change Orders, etc. (FFY 2023)		NHPP	\$26,206,690	\$6,253,923	\$5,003,138	\$1,250,785						
2023	S12728	Statewide		Awards, Adjustments, Change Orders, etc. (FFY 2023)		STBG	\$26,206,690	\$3,814,369	\$3,051,495	\$762,874						
2023	S12728	Statewide		Awards, Adjustments, Change Orders, etc. (FFY 2023)		TAP	\$26,206,690	\$346,761	\$277,409	\$69,352						
Section 3B / Non-Federal Aid Funded								\$26,680,000	\$0	\$26,680,000						



STIP Investments Report

STIP: 2023 - 2027 (D)																
Year	MassDOT Project ID	MPO	Municipality	MassDOT Project Description	District	Funding Source	Adjusted TFPC	Total Programmed Funds	Federal Funds	Non-Federal Funds	MPO Project Score	Entity Receiving Transfer	PSAC Score	Earmark Details	Proponent	Other Information
Federal Fiscal Year 2023								\$1,126,663,493	\$912,315,764	\$214,347,729						
NFA								\$26,680,000	\$0	\$26,680,000						
2023	607977	Boston Region	Multiple	HOPKINTON- WESTBOROUGH- RECONSTRUCTION OF I-90/I-495 INTERCHANGE	3	NFA	\$300,942,837	\$26,680,000	\$0	\$26,680,000					MassDOT	Construction; HIP+NHPP+NFA+NFP+Other FA = \$300,942,837; Project funded over six fiscal years (2022-2027); Funding in this TIP = \$274,036,314.



STIP Investments Report

STIP: 2023 - 2027 (D)																
Year	MassDOT Project ID	MPO	Municipality	MassDOT Project Description	District	Funding Source	Adjusted TFPC	Total Programmed Funds	Federal Funds	Non-Federal Funds	MPO Project Score	Entity Receiving Transfer	PSAC Score	Earmark Details	Proponent	Other Information
Federal Fiscal Year 2024								\$1,749,515,639	\$1,181,404,515	\$568,111,124						
Section 1A / Regionally Prioritized Projects								\$266,689,051	\$214,482,044	\$52,207,007						
Roadway Reconstruction								\$198,895,398	\$160,158,746	\$38,736,652						
2024	602202	Merrimack Valley	Salisbury	SALISBURY- RECONSTRUCTION OF ROUTE 1 (LAFAYETTE ROAD)	4	STBG	\$19,266,283	\$5,972,454	\$4,777,963	\$1,194,491	11.72		61			a) Construction; b) \$19,266,283 STBG; c) AC Year 1-2 FFY 2023-2024 d) TEC = 11.72 out of 18.
2024	603371	Franklin Region	Orange	ORANGE- RECONSTRUCTION OF NORTH MAIN STREET, FROM SCHOOL STREET TO LINCOLN AVENUE (0.4 MILES) INCLUDES RELOCATION OF FALL HILL BROOK CULVERT	2	STBG	\$10,648,371	\$7,722,290	\$6,177,832	\$1,544,458	10.3		31		Town of Orange	Project is AC'd between FFY 2024 (\$7,722,290) and FFY 2025 (\$2,926,081).
2024	603739	Boston Region	Wrentham	WRENTHAM- CONSTRUCTION OF ROUTE I-495/ROUTE 1A RAMPS	5	HSIP	\$15,587,884	\$2,500,000	\$2,250,000	\$250,000	55		54.5		MassDOT	Construction; HSIP+STBG+TAP Total Cost = \$15,587,884; MPO Evaluation Score = 55; TAP Proponent = MassDOT
2024	603739	Boston Region	Wrentham	WRENTHAM- CONSTRUCTION OF ROUTE I-495/ROUTE 1A RAMPS	5	STBG	\$15,587,884	\$12,587,884	\$10,070,307	\$2,517,577	55		54.5		MassDOT	Construction; HSIP+STBG+TAP Total Cost = \$15,587,884; MPO Evaluation Score = 55; TAP Proponent = MassDOT
2024	603739	Boston Region	Wrentham	WRENTHAM- CONSTRUCTION OF ROUTE I-495/ROUTE 1A RAMPS	5	TAP	\$15,587,884	\$500,000	\$400,000	\$100,000	55		54.5		MassDOT	Construction; HSIP+STBG+TAP Total Cost = \$15,587,884; MPO Evaluation Score = 55; TAP Proponent = MassDOT
2024	604499	Montachusett	Leominster	LEOMINSTER- RECONSTRUCTION/ REHABILITATION ON ROUTE 12 (CENTRAL STREET), INCLUDING REHABILITATION OF L-08-022	3	HSIP	\$13,814,345	\$990,000	\$891,000	\$99,000	38		55.5		MassDOT	Project is advance constructed over three years (FFY 2024-2025).



STIP Investments Report

STIP: 2023 - 2027 (D)																
Year	MassDOT Project ID	MPO	Municipality	MassDOT Project Description	District	Funding Source	Adjusted TFPC	Total Programmed Funds	Federal Funds	Non-Federal Funds	MPO Project Score	Entity Receiving Transfer	PSAC Score	Earmark Details	Proponent	Other Information
Federal Fiscal Year 2024								\$1,749,515,639	\$1,181,404,515	\$568,111,124						
2024	604499	Montachusett	Leominster	LEOMINSTER- RECONSTRUCTION/ REHABILITATION ON ROUTE 12 (CENTRAL STREET), INCLUDING REHABILITATION OF L-08-022	3	STBG	\$13,814,345	\$9,900,000	\$7,920,000	\$1,980,000	38		55.5		MassDOT	Project is advance constructed over three years (FFY 2024-2025).
2024	604499	Montachusett	Leominster	LEOMINSTER- RECONSTRUCTION/ REHABILITATION ON ROUTE 12 (CENTRAL STREET), INCLUDING REHABILITATION OF L-08-022	3	TAP	\$13,814,345	\$110,000	\$88,000	\$22,000	38		55.5		MassDOT	Project is advance constructed over three years (FFY 2024-2025).
2024	605743	Boston Region	Ipswich	IPSWICH- RESURFACING & RELATED WORK ON CENTRAL & SOUTH MAIN STREETS	4	STBG	\$5,490,888	\$4,971,338	\$3,977,070	\$994,268	47		40.5		Ipswich	Construction; STBG+TAP Total Cost = \$5,490,888; MPO Evaluation Score = 47; TAP Proponent = Ipswich
2024	605743	Boston Region	Ipswich	IPSWICH- RESURFACING & RELATED WORK ON CENTRAL & SOUTH MAIN STREETS	4	TAP	\$5,490,888	\$519,550	\$415,640	\$103,910	47		40.5		Ipswich	Construction; STBG+TAP Total Cost = \$5,490,888; MPO Evaluation Score = 47; TAP Proponent = Ipswich
2024	606226	Boston Region	Boston	BOSTON- RECONSTRUCTION OF RUTHERFORD AVENUE, FROM CITY SQUARE TO SULLIVAN SQUARE	6	NHPP	\$190,696,612	\$0	\$0	\$0	59		51		Boston	Construction; NHPP+STBG+TAP Total Cost = \$190,696,612; AC schedule over 5 years (2025-2029); Total funding in this TIP = \$99,783,959; \$25,000,000 in anticipated funding provided by City of Boston; MPO Evaluation Score = 59; TAP Proponent = Boston.
2024	606226	Boston Region	Boston	BOSTON- RECONSTRUCTION OF RUTHERFORD AVENUE, FROM CITY SQUARE TO SULLIVAN SQUARE	6	STBG	\$190,696,612	\$0	\$0	\$0	59		51		Boston	Construction; NHPP+STBG+TAP Total Cost = \$190,696,612; AC schedule over 5 years (2025-2029); Total funding in this TIP = \$99,783,959; \$25,000,000 in anticipated funding provided by City of Boston; MPO Evaluation Score = 59; TAP Proponent = Boston.



STIP Investments Report

STIP: 2023 - 2027 (D)																
Year	MassDOT Project ID	MPO	Municipality	MassDOT Project Description	District	Funding Source	Adjusted TFPC	Total Programmed Funds	Federal Funds	Non-Federal Funds	MPO Project Score	Entity Receiving Transfer	PSAC Score	Earmark Details	Proponent	Other Information
Federal Fiscal Year 2024								\$1,749,515,639	\$1,181,404,515	\$568,111,124						
2024	606226	Boston Region	Boston	BOSTON- RECONSTRUCTION OF RUTHERFORD AVENUE, FROM CITY SQUARE TO SULLIVAN SQUARE	6	TAP	\$190,696,612	\$0	\$0	\$0	59		51		Boston	Construction; NHPP+STBG+TAP Total Cost = \$190,696,612; AC schedule over 5 years (2025-2029); Total funding in this TIP = \$99,783,959; \$25,000,000 in anticipated funding provided by City of Boston; MPO Evaluation Score = 59; TAP Proponent = Boston.
2024	606453	Boston Region	Boston	BOSTON- IMPROVEMENTS ON BOYLSTON STREET, FROM INTERSECTION OF BROOKLINE AVENUE & PARK DRIVE TO IPSWICH STREET	6	CMAQ	\$8,665,052	\$5,000,000	\$4,000,000	\$1,000,000	58		65		Boston	Construction; CMAQ+TAP+STBG Total Cost = \$8,665,052; MPO Evaluation Score = 58; TAP Proponent = Boston.
2024	606453	Boston Region	Boston	BOSTON- IMPROVEMENTS ON BOYLSTON STREET, FROM INTERSECTION OF BROOKLINE AVENUE & PARK DRIVE TO IPSWICH STREET	6	STBG	\$8,665,052	\$2,852,620	\$2,282,096	\$570,524	58		65		Boston	Construction; CMAQ+TAP+STBG Total Cost = \$8,665,052; MPO Evaluation Score = 58; TAP Proponent = Boston.
2024	606453	Boston Region	Boston	BOSTON- IMPROVEMENTS ON BOYLSTON STREET, FROM INTERSECTION OF BROOKLINE AVENUE & PARK DRIVE TO IPSWICH STREET	6	TAP	\$8,665,052	\$812,432	\$649,946	\$162,486	58		65		Boston	Construction; CMAQ+TAP+STBG Total Cost = \$8,665,052; MPO Evaluation Score = 58; TAP Proponent = Boston.
2024	606517	Central Mass	West Brookfield	WEST BROOKFIELD- RESURFACING & RELATED WORK ON ROUTE 9, FROM WARE T.L. TO 850' WEST OF WELCOME ROAD (1.1 MILES - PHASE I)	2	STBG	\$7,194,307	\$7,194,307	\$5,755,446	\$1,438,861	10		32		West Brookfield	Construction, Total Project Cost = \$7,194,307, Design Status = 100%, PM Score = 10, YOE = 4%
2024	607403	Old Colony	Stoughton	STOUGHTON- CORRIDOR IMPROVEMENTS ON ROUTE 138	5	STBG	\$12,128,352	\$2,864,352	\$2,291,482	\$572,870	51.78					Construction; Total Cost is \$12,128,352; Advance Construction (AC); AC Phase 1 Year of Expenditure in 2023 is \$9,264,000; AC Phase 2 Year of Expenditure in 2024 is \$2,864,352; TEC Score 51.78; Status is 75% Design
2024	607777	Boston Region	Watertown	WATERTOWN- REHABILITATION OF MOUNT AUBURN STREET (ROUTE 16)	6	STBG	\$27,250,087	\$2,841,078	\$2,272,862	\$568,216	75		52		Watertown	Construction; HSIP+CMAQ+STBG Total Cost = \$27,250,087; 2-year AC schedule (2023-2024); MPO Evaluation Score = 75



STIP Investments Report

STIP: 2023 - 2027 (D)																
Year	MassDOT Project ID	MPO	Municipality	MassDOT Project Description	District	Funding Source	Adjusted TFPC	Total Programmed Funds	Federal Funds	Non-Federal Funds	MPO Project Score	Entity Receiving Transfer	PSAC Score	Earmark Details	Proponent	Other Information
Federal Fiscal Year 2024								\$1,749,515,639	\$1,181,404,515	\$568,111,124						
2024	607871	Southeastern Mass	Dartmouth	DARTMOUTH- CORRIDOR IMPROVEMENTS ON ROUTE 6, FROM FAUNCE CORNER ROAD TO HATHAWAY ROAD	5	CMAQ	\$8,973,759	\$8,973,759	\$7,179,007	\$1,794,752	63		56.5		Dartmouth/MassDOT	a) Construction; b) Total Cost = \$8,973,759 STBG d) EC Score 63 of 100; h) Project Proponent - Dartmouth/MassDOT; i) Status Pre 25%
2024	608007	Boston Region	Multiple	COHASSET- SCITUATE- CORRIDOR IMPROVEMENTS AND RELATED WORK ON JUSTICE CUSHING HIGHWAY (ROUTE 3A), FROM BEECHWOOD STREET TO HENRY TURNER BAILEY ROAD	5	HSIP	\$12,509,786	\$1,500,000	\$1,350,000	\$150,000	37		40.5		MassDOT	Construction; HSIP+STBG+TAP Total Cost = \$12,509,786; MPO Evaluation Score = 37; TAP Proponent = MassDOT.
2024	608007	Boston Region	Multiple	COHASSET- SCITUATE- CORRIDOR IMPROVEMENTS AND RELATED WORK ON JUSTICE CUSHING HIGHWAY (ROUTE 3A), FROM BEECHWOOD STREET TO HENRY TURNER BAILEY ROAD	5	STBG	\$12,509,786	\$10,869,554	\$8,695,643	\$2,173,911	37		40.5		MassDOT	Construction; HSIP+STBG+TAP Total Cost = \$12,509,786; MPO Evaluation Score = 37; TAP Proponent = MassDOT.
2024	608007	Boston Region	Multiple	COHASSET- SCITUATE- CORRIDOR IMPROVEMENTS AND RELATED WORK ON JUSTICE CUSHING HIGHWAY (ROUTE 3A), FROM BEECHWOOD STREET TO HENRY TURNER BAILEY ROAD	5	TAP	\$12,509,786	\$140,232	\$112,186	\$28,046	37		40.5		MassDOT	Construction; HSIP+STBG+TAP Total Cost = \$12,509,786; MPO Evaluation Score = 37; TAP Proponent = MassDOT.
2024	608095	Merrimack Valley	North Andover	NORTH ANDOVER- CORRIDOR IMPROVEMENTS ON ROUTE 114, BETWEEN WAVERLY ROAD & WILLOW/MILL STREET	4	STBG	\$34,083,859	\$5,432,436	\$4,345,949	\$1,086,487	12.42		74			a) Construction; b) \$34,083,859 STBG (inflated 4% from 2023 cost) = FFY 2024 (\$5,495,380) + FFY 2025 (\$13,239,974) + FFY 2026 (\$12,916,056) + FFY 2027 (\$2,432,449) c) AC years 1-4 FFY 2024-2027; d) TEC = 12.42 out of 18.
2024	608163	Pioneer Valley	Wales	WALES- RECONSTRUCTION & IMPROVEMENTS ON MONSON ROAD, FROM THE MONSON T.L. TO REED HILL ROAD (1.5 MILES)	2	STBG	\$5,656,106	\$5,656,106	\$4,524,885	\$1,131,221	39.5					Construction / YOE \$5,656,106 / 39.5 TEC / 75% STBG
2024	608171	Central Mass	Uxbridge	UXBRIDGE- RECONSTRUCTION OF ROUTE 122 (SOUTH MAIN STREET), FROM SUSAN PARKWAY TO ROUTE 16	3	STBG	\$8,402,858	\$7,914,472	\$6,331,578	\$1,582,894	11		37.5		Uxbridge	Construction, STBG + TAP Total Project Cost = \$8,402,858, Design Status = 100%, PM Score = 11, YOE = 4%





STIP Investments Report

STIP: 2023 - 2027 (D)																
Year	MassDOT Project ID	MPO	Municipality	MassDOT Project Description	District	Funding Source	Adjusted TFPC	Total Programmed Funds	Federal Funds	Non-Federal Funds	MPO Project Score	Entity Receiving Transfer	PSAC Score	Earmark Details	Proponent	Other Information
Federal Fiscal Year 2024								\$1,749,515,639	\$1,181,404,515	\$568,111,124						
2024	608171	Central Mass	Uxbridge	UXBRIDGE- RECONSTRUCTION OF ROUTE 122 (SOUTH MAIN STREET), FROM SUSAN PARKWAY TO ROUTE 16	3	TAP	\$8,402,858	\$488,386	\$390,709	\$97,677	11		37.5		Uxbridge	Construction, STBG + TAP Total Project Cost = \$8,402,858, Design Status = 100%, PM Score = 11, YOE = 4%
2024	608374	Pioneer Valley	West Springfield	WEST SPRINGFIELD- RECONSTRUCTION OF MEMORIAL AVENUE (ROUTE 147), FROM COLONY ROAD TO THE MEMORIAL AVENUE ROTARY (1.4 MILES)	2	STBG	\$21,992,920	\$0	\$0	\$0	72.5		69		West Springfield	Construction / (YOE \$21,692,328) 3 years of AC funding FFY 2022 \$1, 125,167 FFY2023 \$18,169,736 FFY2024 \$2,397,425 / 72.5 TEC / 75% / STBG 100% due June 21
2024	608717	Pioneer Valley	Springfield	SPRINGFIELD- RECONSTRUCTION OF SUMNER AVENUE AT DICKINSON STREET AND BELMONT AVENUE (THE "X")	2	HSIP	\$12,470,539	\$1,000,000	\$900,000	\$100,000	70.5		77.5			Construction / YOE \$11,990,903) 70.5 TEC / 75% STBG, HSIP, TAP
2024	608717	Pioneer Valley	Springfield	SPRINGFIELD- RECONSTRUCTION OF SUMNER AVENUE AT DICKINSON STREET AND BELMONT AVENUE (THE "X")	2	STBG	\$12,470,539	\$10,970,539	\$8,776,431	\$2,194,108	70.5		77.5			Construction / YOE \$11,990,903) 70.5 TEC / 75% STBG, HSIP, TAP
2024	608717	Pioneer Valley	Springfield	SPRINGFIELD- RECONSTRUCTION OF SUMNER AVENUE AT DICKINSON STREET AND BELMONT AVENUE (THE "X")	2	TAP	\$12,470,539	\$500,000	\$400,000	\$100,000	70.5		77.5			Construction / YOE \$11,990,903) 70.5 TEC / 75% STBG, HSIP, TAP
2024	608742	Cape Cod	Multiple	DENNIS- HARWICH- RECONSTRUCTION & RELATED WORK ON MAIN STREET (ROUTE 28), FROM UPPER COUNTY ROAD TO THE HERRING RIVER BRIDGE	5	CMAQ	\$7,814,926	\$700,000	\$560,000	\$140,000	80		35.5		Dennis-Harwich	Municipality is TAP Proponent; CMAQ approved
2024	608742	Cape Cod	Multiple	DENNIS- HARWICH- RECONSTRUCTION & RELATED WORK ON MAIN STREET (ROUTE 28), FROM UPPER COUNTY ROAD TO THE HERRING RIVER BRIDGE	5	STBG	\$7,814,926	\$6,814,926	\$5,451,941	\$1,362,985	80		35.5		Dennis-Harwich	Municipality is TAP Proponent; CMAQ approved
2024	608742	Cape Cod	Multiple	DENNIS- HARWICH- RECONSTRUCTION & RELATED WORK ON MAIN STREET (ROUTE 28), FROM UPPER COUNTY ROAD TO THE HERRING RIVER BRIDGE	5	TAP	\$7,814,926	\$300,000	\$240,000	\$60,000	80		35.5		Dennis-Harwich	Municipality is TAP Proponent; CMAQ approved
2024	608744	Cape Cod	Provincetown	PROVINCETOWN- CORRIDOR IMPROVEMENTS AND RELATED WORK ON SHANK PAINTER ROAD, FROM ROUTE 6 TO BRADFORD STREET	5	CMAQ	\$12,957,342	\$800,000	\$640,000	\$160,000	79		51		Provincetown	Municipality is TAP Proponent; AC over 2024-2025; CMAQ approved



STIP Investments Report

STIP: 2023 - 2027 (D)																
Year	MassDOT Project ID	MPO	Municipality	MassDOT Project Description	District	Funding Source	Adjusted TFPC	Total Programmed Funds	Federal Funds	Non-Federal Funds	MPO Project Score	Entity Receiving Transfer	PSAC Score	Earmark Details	Proponent	Other Information
Federal Fiscal Year 2024								\$1,749,515,639	\$1,181,404,515	\$568,111,124						
2024	608744	Cape Cod	Provincetown	PROVINCETOWN- CORRIDOR IMPROVEMENTS AND RELATED WORK ON SHANK PAINTER ROAD, FROM ROUTE 6 TO BRADFORD STREET	5	STBG	\$12,957,342	\$3,708,256	\$2,966,605	\$741,651	79		51		Provincetown	Municipality is TAP Proponent; AC over 2024-2025; CMAQ approved
2024	608753	Southeastern Mass	Taunton	TAUNTON- CORRIDOR IMPROVEMENTS AND RELATED WORK ON BROADWAY (ROUTE 138), FROM PURCHASE STREET TO JACKSON STREET (PHASE 2)	5	STBG	\$8,144,112	\$8,144,112	\$6,515,290	\$1,628,822	73				Taunton	a) Construction; b) Total Cost = \$8,144,112 STBG; d) EC Score 73 of 100; h) Project Proponent - Taunton; i) Status Pre 25% Anticipating CMAQ Eligibility
2024	608768	Berkshire Region	Pittsfield	PITTSFIELD- RESURFACING AND RELATED WORK ON MERRILL ROAD, INCLUDING CONSTRUCTION OF SHARED-USE PATH	1	HSIP	\$8,478,116	\$434,275	\$390,848	\$43,428	6 of 8		57.5		MassDOT	Total Project Score = \$8,478,116; HSIP = \$434,275 + STBG = \$8,043,841; YOE = 4%
2024	608768	Berkshire Region	Pittsfield	PITTSFIELD- RESURFACING AND RELATED WORK ON MERRILL ROAD, INCLUDING CONSTRUCTION OF SHARED-USE PATH	1	STBG	\$8,478,116	\$8,043,841	\$6,435,073	\$1,608,768	6 of 8		57.5		MassDOT	Total Project Score = \$8,478,116; HSIP = \$434,275 + STBG = \$8,043,841; YOE = 4%
2024	608944	Southeastern Mass	Mansfield	MANSFIELD- RECONSTRUCTION ON CHAUNCY STREET (ROUTE 106)	5	STBG	\$2,846,158	\$2,846,158	\$2,276,926	\$569,232	60		58		Mansfield	a) Construction; b) Total Cost = \$2,846,158 STBG; d) EC Score 60 of 100; h) Project Proponent - Mansfield; i) Status Pre 25% (Cost assumes the combination of Project 608053)
2024	609035	Northern Middlesex	Westford	WESTFORD- REHABILITATION OF BOSTON ROAD	3	STBG	\$10,668,127	\$10,386,218	\$8,308,974	\$2,077,244	8.18				Town of Westford	Total Cost: \$10,257,814; YOE \$10,668,127 STBG, TAP; TEC: 8.18 out of 16.
2024	609035	Northern Middlesex	Westford	WESTFORD- REHABILITATION OF BOSTON ROAD	3	TAP	\$10,668,127	\$281,909	\$225,527	\$56,382	8.18				Town of Westford	Total Cost: \$10,257,814; YOE \$10,668,127 STBG, TAP; TEC: 8.18 out of 16.
2024	609054	Boston Region	Littleton	LITTLETON- RECONSTRUCTION OF FOSTER STREET	3	CMAQ	\$3,992,645	\$1,000,000	\$800,000	\$200,000	38		39.5		Littleton	Construction; CMAQ+TAP+STBG Total Cost = \$3,992,645; MPO Evaluation Score = 38; TAP Proponent = Littleton.
2024	609054	Boston Region	Littleton	LITTLETON- RECONSTRUCTION OF FOSTER STREET	3	STBG	\$3,992,645	\$2,492,645	\$1,994,116	\$498,529	38		39.5		Littleton	Construction; CMAQ+TAP+STBG Total Cost = \$3,992,645; MPO Evaluation Score = 38; TAP Proponent = Littleton.





STIP Investments Report

STIP: 2023 - 2027 (D)																
Year	MassDOT Project ID	MPO	Municipality	MassDOT Project Description	District	Funding Source	Adjusted TFPC	Total Programmed Funds	Federal Funds	Non-Federal Funds	MPO Project Score	Entity Receiving Transfer	PSAC Score	Earmark Details	Proponent	Other Information
Federal Fiscal Year 2024								\$1,749,515,639	\$1,181,404,515	\$568,111,124						
2024	609054	Boston Region	Littleton	LITTLETON- RECONSTRUCTION OF FOSTER STREET	3	TAP	\$3,992,645	\$500,000	\$400,000	\$100,000	38		39.5		Littleton	Construction; CMAQ+TAP+STBG Total Cost = \$3,992,645; MPO Evaluation Score = 38; TAP Proponent = Littleton.
2024	609252	Boston Region	Lynn	LYNN- REHABILITATION OF ESSEX STREET	4	CMAQ	\$17,602,000	\$9,000,000	\$7,200,000	\$1,800,000	66		69		Lynn	Construction; CMAQ+HSIP+STBG Total Cost = \$17,602,000; MPO Evaluation Score = 66.
2024	609252	Boston Region	Lynn	LYNN- REHABILITATION OF ESSEX STREET	4	HSIP	\$17,602,000	\$4,000,000	\$3,600,000	\$400,000	66		69		Lynn	Construction; CMAQ+HSIP+STBG Total Cost = \$17,602,000; MPO Evaluation Score = 66.
2024	609252	Boston Region	Lynn	LYNN- REHABILITATION OF ESSEX STREET	4	STBG	\$17,602,000	\$4,602,000	\$3,681,600	\$920,400	66		69		Lynn	Construction; CMAQ+HSIP+STBG Total Cost = \$17,602,000; MPO Evaluation Score = 66.
2024	609286	Pioneer Valley	Northampton	NORTHAMPTON- DOWNTOWN COMPLETE STREETS CORRIDOR AND INTERSECTION IMPROVEMENTS ON MAIN STREET (ROUTE 9)	2	STBG	\$20,417,921	\$0	\$0	\$0	80.5		71.5			Construction (YOE \$15,485,967) 80.5 TEC / 25% / STBG
2024	609287	Pioneer Valley	Worthington	WORTHINGTON- RECONSTRUCTION & RELATED WORK ON ROUTE 143 (PHASE II), FROM PERU T.L. TO COLD STREET	1	STBG	\$14,057,269	\$14,057,269	\$11,245,815	\$2,811,454	38		26.5			Construction / (YOE \$14,597,933) / 38 TEC / 75% Project Phase I funded in FFY 2019 / STBG
Bridge On-system NHS								\$22,725,820	\$18,180,656	\$4,545,164						
2024	110980	Boston Region	Multiple	NEWTON- WESTON- BRIDGE REHABILITATION, N-12-010=W-29-005, COMMONWEALTH AVENUE (ROUTE 30) OVER THE CHARLES RIVER	6	NHPP	\$22,725,820	\$22,725,820	\$18,180,656	\$4,545,164					MassDOT	Construction; NHPP Total Cost = \$22,725,820; Project not scored by MPO.
Intersection Improvements								\$16,227,296	\$13,070,212	\$3,157,084						
2024	608436	Boston Region		ASHLAND- REHABILITATION AND RAIL CROSSING IMPROVEMENTS ON CHERRY STREET	3	STBG	\$1,222,315	\$1,222,315	\$977,852	\$244,463	38		23		Ashland	Construction; STBG Total Cost = \$1,222,315; MPO Evaluation Score = 38.
2024	608778	Central Mass	Southbridge	SOUTHBRIDGE- INTERSECTION IMPROVEMENTS AT CENTRAL STREET, FOSTER STREET, HOOK STREET AND HAMILTON STREET	3	CMAQ	\$5,417,513	\$2,000,000	\$1,600,000	\$400,000	14		62.5		Southbridge	Construction, CMAQ + HSIP + STBG Total Project Cost = \$5,417,513, Design Status = 75%, PM Score = 14, YOE = 4%



STIP Investments Report

STIP: 2023 - 2027 (D)																
Year	MassDOT Project ID	MPO	Municipality	MassDOT Project Description	District	Funding Source	Adjusted TFPC	Total Programmed Funds	Federal Funds	Non-Federal Funds	MPO Project Score	Entity Receiving Transfer	PSAC Score	Earmark Details	Proponent	Other Information
Federal Fiscal Year 2024								\$1,749,515,639	\$1,181,404,515	\$568,111,124						
2024	608778	Central Mass	Southbridge	SOUTHBRIDGE- INTERSECTION IMPROVEMENTS AT CENTRAL STREET, FOSTER STREET, HOOK STREET AND HAMILTON STREET	3	HSIP	\$5,417,513	\$883,756	\$795,380	\$88,376	14		62.5		Southbridge	Construction, CMAQ + HSIP + STBG Total Project Cost = \$5,417,513, Design Status = 75%, PM Score = 14, YOE = 4%
2024	608778	Central Mass	Southbridge	SOUTHBRIDGE- INTERSECTION IMPROVEMENTS AT CENTRAL STREET, FOSTER STREET, HOOK STREET AND HAMILTON STREET	3	STBG	\$5,417,513	\$2,533,757	\$2,027,006	\$506,751	14		62.5		Southbridge	Construction, CMAQ + HSIP + STBG Total Project Cost = \$5,417,513, Design Status = 75%, PM Score = 14, YOE = 4%
2024	609052	Old Colony	Brockton	BROCKTON- INTERSECTION IMPROVEMENTS AT CENTRE STREET (ROUTE 123) AND PLYMOUTH STREET	5	STBG	\$2,251,087	\$2,251,087	\$1,800,870	\$450,217	44.06					Construction; Total Cost is \$2,164,507; Year of Expenditure is \$2,251,087; TEC Score is 44.06; Status is 25% Design
2024	610647	Southeastern Mass	Wareham	WAREHAM- CORRIDOR IMPROVEMENTS ON ROUTE 6 AT SWIFTS BEACH ROAD	5	STBG	\$5,272,492	\$5,272,492	\$4,217,994	\$1,054,498	47				MassDOT	a) Construction; b) Total Cost = \$5,272,492 STBG; d) EC Score 47 of 100; h) Project Proponent - MassDOT; i) Status Pre 25%
2024	610658	Merrimack Valley	Methuen	METHUEN- INTERSECTION IMPROVEMENTS AT RIVERSIDE DRIVE AND BURNHAM ROAD	4	STBG	\$2,063,889	\$2,063,889	\$1,651,111	\$412,778	7.87		43			a) Construction; b) \$2,000,945 STBG (inflated 4% from 2023 cost) d) TEC = 7.87 out of 18.
Bicycle and Pedestrian								\$3,922,122	\$3,137,698	\$784,424						
2024	609211	Boston Region	Peabody	PEABODY- INDEPENDENCE GREENWAY EXTENSION	4	CMAQ	\$3,922,122	\$2,000,000	\$1,600,000	\$400,000	34		37		Peabody	Construction; CMAQ+TAP Total Cost = \$3,922,122; MPO Evaluation Score = 34; TAP Proponent = Peabody.
2024	609211	Boston Region	Peabody	PEABODY- INDEPENDENCE GREENWAY EXTENSION	4	TAP	\$3,922,122	\$1,922,122	\$1,537,698	\$384,424	34		37		Peabody	Construction; CMAQ+TAP Total Cost = \$3,922,122; MPO Evaluation Score = 34; TAP Proponent = Peabody.
Transit Grant Program								\$1,655,156	\$1,324,125	\$331,031						
2024	S12114	Boston Region	Canton	ROYALL STREET SHUTTLE		CMAQ	\$534,820	\$148,542	\$118,834	\$29,708	51				Canton	Operations; CMAQ Total Cost = \$534,820; MPO Evaluation Score = 51; Project funded over three fiscal years (2022-2024) through MPO's Community Connections Program.



STIP Investments Report

STIP: 2023 - 2027 (D)																
Year	MassDOT Project ID	MPO	Municipality	MassDOT Project Description	District	Funding Source	Adjusted TFPC	Total Programmed Funds	Federal Funds	Non-Federal Funds	MPO Project Score	Entity Receiving Transfer	PSAC Score	Earmark Details	Proponent	Other Information
Federal Fiscal Year 2024								\$1,749,515,639	\$1,181,404,515	\$568,111,124						
2024	S12124	Boston Region	Multiple	COMMUNITY CONNECTIONS PROGRAM		CMAQ	\$6,716,799	\$641,495	\$513,196	\$128,299	N/A				Regionwide	Planning, Design, or Construction; Set Aside for LRTP Community Connections Program
2024	S12694	Boston Region	Newton	NEWMO MICROTRANSIT SERVICE EXPANSION	6	CMAQ	\$890,574	\$268,246	\$214,597	\$53,649	87				Newton	Operations; CMAQ Total Cost = \$890,574; MPO Evaluation Score = 87; Project funded over three fiscal years (2023-2025) through MPO's Community Connections Program.
2024	S12697	Boston Region	Watertown	PLEASANT STREET SHUTTLE SERVICE EXPANSION	6	CMAQ	\$1,002,198	\$335,434	\$268,347	\$67,087	78				Watertown	Operations; CMAQ Total Cost = \$1,002,198; MPO Evaluation Score = 78; Project funded over three fiscal years (2023 -2025) through MPO's Community Connections Program.
2024	S12699	Boston Region	Stoneham	STONEHAM SHUTTLE SERVICE	4	CMAQ	\$796,817	\$261,439	\$209,151	\$52,288	72				Stoneham	Operations; CMAQ Total Cost = \$796,817; MPO Evaluation Score = 72; Project funded over three fiscal years (2023-2025) through MPO's Community Connections Program.
Flex to FTA								\$20,844,844	\$16,675,875	\$4,168,969						
2024	S12700	Boston Region	Multiple	CATA ON DEMAND MICROTRANSIT SERVICE EXPANSION	4	CMAQ	\$813,291	\$265,065	\$212,052	\$53,013	61.75				CATA	Operations; CMAQ Total Cost = \$813,291; MPO Evaluation Score = 61.75; Project funded over three fiscal years (2023-2025) through MPO's Community Connections Program.
2024	S12701	Boston Region	Multiple	MWRTA CATCHCONNECT MICROTRANSIT SERVICE EXPANSION	3	CMAQ	\$450,163	\$149,425	\$119,540	\$29,885	59				MWRTA	Operations; CMAQ Total Cost = \$450,163; MPO Evaluation Score = 59; Project funded over three fiscal years (2023-2025) through MPO's Community Connections Program.
2024	S12703	Boston Region	Multiple	MONTACHUSETT RTA MICROTRANSIT SERVICE	3	CMAQ	\$1,316,061	\$430,354	\$344,283	\$86,071	57				MART	Operations; CMAQ Total Cost = \$1,316,061; MPO Evaluation Score = 57; Project funded over three fiscal years (2023 -2025) through MPO's Community Connections Program.



STIP Investments Report

STIP: 2023 - 2027 (D)																
Year	MassDOT Project ID	MPO	Municipality	MassDOT Project Description	District	Funding Source	Adjusted TFPC	Total Programmed Funds	Federal Funds	Non-Federal Funds	MPO Project Score	Entity Receiving Transfer	PSAC Score	Earmark Details	Proponent	Other Information
Federal Fiscal Year 2024								\$1,749,515,639	\$1,181,404,515	\$568,111,124						
2024	S12705	Boston Region	Lynn	LYNN STATION IMPROVEMENTS PHASE II	4	STBG	\$48,100,000	\$0	\$0	\$0	N/A		N/A		MBTA	Construction; STBG+CRP Total Cost = \$48,100,000; Project not scored by MPO; Project funded over two fiscal years (2023-2024) through MPO's Transit Modernization Program. Flex to MBTA.
2024	S12705	Boston Region	Lynn	LYNN STATION IMPROVEMENTS PHASE II	4	CRP	\$48,100,000	\$13,600,000	\$10,880,000	\$2,720,000	N/A		N/A		MBTA	Construction; STBG+CRP Total Cost = \$48,100,000; Project not scored by MPO; Project funded over two fiscal years (2023-2024) through MPO's Transit Modernization Program. Flex to MBTA.
2024	S12706	Boston Region	Boston	FOREST HILLS IMPROVEMENT PROJECT	6	CRP	\$6,400,000	\$6,400,000	\$5,120,000	\$1,280,000	N/A		N/A		MBTA	Construction; CRP Total Cost = \$6,400,000; Project not scored by the MPO; Funded through the MPO's Transit Modernization Program. Flex to MBTA.
ADA Retrofits								\$1,618,415	\$1,294,732	\$323,683						
2024	611985	Cape Cod	Harwich	HARWICH- SIDEWALK INSTALLATION ON ROUTE 28 FROM BANK STREET TO SAQUATUCKET HARBOR	5	STBG	\$1,618,415	\$1,618,415	\$1,294,732	\$323,683	82		26		Harwich	CMAQ Approved
Roadway Improvements								\$800,000	\$640,000	\$160,000						
2024	609459	Martha's Vineyard	Tisbury	TISBURY- DRAINAGE IMPROVEMENTS ON STATE HIGHWAY	5	STBG	\$1,536,443	\$800,000	\$640,000	\$160,000						AC Years 1-2 (FFY 2024-2025); Total Project Cost: \$1,477,349. D5 waiting for Final Report.
Section 1B / Earmark or Discretionary Grant Funded Projects								\$464,793,046	\$386,581,719	\$78,211,327						
Bridge Off-system NB								\$7,196,232	\$7,196,232	\$0						
2024	608857	Berkshire Region	Cheshire	CHESHIRE- BRIDGE REPLACEMENT, C-10-002, SAND MILL ROAD OVER DRY BROOK	1	BROFF	\$1,698,523	\$1,698,523	\$1,698,523	\$0						
2024	608858	Franklin Region	Charlemont	CHARLEMONT- BRIDGE REPLACEMENT, C-05-042, EAST OXBOW ROAD OVER OXBOW BROOK	1	BROFF	\$3,795,893	\$3,795,893	\$3,795,893	\$0						



STIP Investments Report

STIP: 2023 - 2027 (D)																
Year	MassDOT Project ID	MPO	Municipality	MassDOT Project Description	District	Funding Source	Adjusted TFPC	Total Programmed Funds	Federal Funds	Non-Federal Funds	MPO Project Score	Entity Receiving Transfer	PSAC Score	Earmark Details	Proponent	Other Information
Federal Fiscal Year 2024								\$1,749,515,639	\$1,181,404,515	\$568,111,124						
2024	608861	Northern Middlesex	Westford	WESTFORD- BRIDGE REHABILITATION, W-26-002, STONY BROOK ROAD OVER THE STONY BROOK	3	BROFF	\$1,701,816	\$1,701,816	\$1,701,816	\$0	5.23				Town of Westford	Total Cost: \$1,636,362; YOE: \$1,701,816 BR-OFF; TEC: 5.23 out of 16.
Earmark Discretionary								\$119,081,883	\$108,573,542	\$10,508,341						
2024	605313	Boston Region	Natick	NATICK- BRIDGE REPLACEMENT, N-03-020, ROUTE 27 (NORTH MAIN STREET) OVER ROUTE 9 (WORCESTER STREET) AND INTERCHANGE IMPROVEMENTS	3	CRRSAA	\$46,901,244	\$46,901,244	\$46,901,244	\$0	57.7				MassDOT	
2024	607977	Boston Region	Multiple	HOPKINTON- WESTBOROUGH- RECONSTRUCTION OF I-90/I-495 INTERCHANGE	3	HIP	\$300,942,837	\$0	\$0	\$0					MassDOT	Construction; HIP+NHPP+NFA+NFP+Other FA = \$300,942,837; Project funded over six fiscal years (2022-2027); Funding in this TIP = \$274,036,314.
2024	607977	Boston Region	Multiple	HOPKINTON- WESTBOROUGH- RECONSTRUCTION OF I-90/I-495 INTERCHANGE	3	HIP-BR	\$300,942,837	\$25,917,561	\$20,734,049	\$5,183,512					MassDOT	Construction; HIP+NHPP+NFA+NFP+Other FA = \$300,942,837; Project funded over six fiscal years (2022-2027); Funding in this TIP = \$274,036,314.
2024	608049	Southeastern Mass	Fall River	FALL RIVER- CORRIDOR IMPROVEMENTS ON ROUTE 79/DAVOL STREET	5	HIP-BR	\$124,204,699	\$25,917,561	\$20,734,049	\$5,183,512					MassDOT	AC'd FFY 2022-2026; HIP BR funds FFY 2022 & FFY 2024
2024	608562	Boston Region	Somerville	SOMERVILLE- SIGNAL AND INTERSECTION IMPROVEMENT ON I-93 AT MYSTIC AVENUE AND MCGRATH HIGHWAY (TOP 200 CRASH LOCATION)	4	HPP	\$6,122,559	\$706,581	\$565,265	\$141,316			68		MassDOT	
2024	608723	Montachusett	Athol	ATHOL- INTERSECTION IMPROVEMENTS AT CRESCENT STREET AND CHESTNUT HILL AVENUE	2	CRRSAA	\$5,118,141	\$5,118,141	\$5,118,141	\$0						
2024	608955	Boston Region	Milton	MILTON- INTERSECTION IMPROVEMENTS SQUANTUM STREET @ ADAMS STREET	6	CRRSAA	\$2,403,651	\$2,403,651	\$2,403,651	\$0	34.4				MassDOT	
2024	610535	Central Mass	Worcester	WORCESTER- PEDESTRIAN AND BICYCLE IMPROVEMENTS ON PLEASANT STREET	3	CRRSAA	\$1,969,282	\$1,969,282	\$1,969,282	\$0					MassDOT	Construction, Total Project Cost = \$1,969,282, Design Status = Approved, YOE = 4%



STIP Investments Report

STIP: 2023 - 2027 (D)																
Year	MassDOT Project ID	MPO	Municipality	MassDOT Project Description	District	Funding Source	Adjusted TFPC	Total Programmed Funds	Federal Funds	Non-Federal Funds	MPO Project Score	Entity Receiving Transfer	PSAC Score	Earmark Details	Proponent	Other Information
Federal Fiscal Year 2024								\$1,749,515,639	\$1,181,404,515	\$568,111,124						
2024	610800	Cape Cod	Barnstable	BARNSTABLE- PARK AND RIDE EXPANSION AND IMPROVEMENTS AT THE ROUTE 132 PARK AND RIDE	5	CRRSAA	\$2,119,208	\$2,119,208	\$2,119,208	\$0	39				MassDOT	
2024	610924	Merrimack Valley	Lawrence	LAWRENCE- ROADWAY RECONSTRUCTION ON AMESBURY STREET	4	CRRSAA	\$8,028,654	\$8,028,654	\$8,028,654	\$0	11.15					a) Construction; b) \$8,028,654 (inflated 4% from 2023 cost) d) TEC = 11.15 out of 18.
Bridge On-System NHS NB								\$237,659,485	\$190,127,588	\$47,531,897						
2024	606527	Southeastern Mass	New Bedford	NEW BEDFORD- SUPERSTRUCTURE REPLACEMENT, N-06-020, I-195 (EB & WB) RAMP C & F OVER ST 18, COUNTY STREET, STATE STREET, MASS COASTAL RAILROAD, PURCHASE STREET, WELD STREET, INCLUDES REPLACING N-06-046, I-195 (EB) RAMP F OVER WELD STREET	5	HIP-BR	\$151,702,543	\$35,665,726	\$28,532,581	\$7,133,145						
2024	606902	Boston Region	Boston	BOSTON- BRIDGE RECONSTRUCTION/REHAB, B-16-181, WEST ROXBURY PARKWAY OVER MBTA	6	HIP-BR	\$6,644,290	\$6,644,290	\$5,315,432	\$1,328,858					MassDOT	
2024	607887	Northern Middlesex	Lowell	LOWELL- ROURKE BRIDGE REPLACEMENT, L-15-088, WOOD STREET EXTENSION OVER BOSTON AND MAINE RAILROAD AND MERRIMAC RIVER	4	HIP-BR	\$175,760,000	\$175,760,000	\$140,608,000	\$35,152,000	13.70				MassDOT	Total Cost: \$169,000,000; YOE: \$175,760,000 HIP-BR; TEC: 13.70 out of 16.
2024	608189	Montachusett	Fitchburg	FITCHBURG- BRIDGE REPLACEMENT AND RELATED WORK, F-04-017, WATER STREET (STATE 2A) OVER BOULDER DRIVE AND PANAM RAILROAD & F-04-018, WATER STREET (ROUTE 12) OVER NORTH NASHUA RIVER	3	HIP-BR	\$19,589,469	\$19,589,469	\$15,671,575	\$3,917,894						
Bridge On-system Non-NHS NB								\$15,118,246	\$12,094,597	\$3,023,649						
2024	608197	Boston Region	Boston	BOSTON- BRIDGE REHABILITATION, B-16-107, CANTERBURY STREET OVER AMTRAK RAILROAD	6	HIP-BR	\$4,504,926	\$4,504,926	\$3,603,941	\$900,985					MassDOT	





STIP Investments Report

STIP: 2023 - 2027 (D)																
Year	MassDOT Project ID	MPO	Municipality	MassDOT Project Description	District	Funding Source	Adjusted TFPC	Total Programmed Funds	Federal Funds	Non-Federal Funds	MPO Project Score	Entity Receiving Transfer	PSAC Score	Earmark Details	Proponent	Other Information
Federal Fiscal Year 2024								\$1,749,515,639	\$1,181,404,515	\$568,111,124						
2024	608522	Boston Region	Middleton	MIDDLETON- BRIDGE REPLACEMENT, M-20-003, ROUTE 62 (MAPLE STREET) OVER IPSWICH RIVER	4	HIP-BR	\$3,781,398	\$3,781,398	\$3,025,118	\$756,280					MassDOT	
2024	609082	Franklin Region	Conway	CONWAY- BRIDGE REPLACEMENT, C-20-004, NORTH POLAND ROAD OVER POLAND BROOK	1	HIP-BR	\$3,848,932	\$3,848,932	\$3,079,146	\$769,786						
2024	609179	Central Mass	Spencer	SPENCER- BRIDGE REPLACEMENT, S-23-012, NORTH SPENCER ROAD (ROUTE 31) OVER THE SEVEN MILE RIVER	3	HIP-BR	\$3,110,701	\$2,982,990	\$2,386,392	\$596,598					MassDOT	Construction, Total Project Cost = \$2,982,990, Design Status = Approved, YOE = 4%
Bridge On-system NHS								\$30,737,200	\$24,589,760	\$6,147,440						
2024	612574	Cape Cod	Multiple	DENNIS- YARMOUTH- BRIDGE REPLACEMENT, D-07-004=Y-01-003, ROUTE 28 OVER BASS RIVER INCLUDING INTERSECTION IMPROVEMENTS AT MAIN STREET(ROUTE 28)/NORTH MAIN STREET/OLD MAIN STREET	5	HIP-BR	\$34,325,200	\$30,737,200	\$24,589,760	\$6,147,440	82				MassDOT	RSA Conducted
Bridge Systematic Maintenance NB								\$55,000,000	\$44,000,000	\$11,000,000						
2024	S12660	Statewide		BIL-BFP SYSTEMATIC BRIDGE MAINTENANCE		HIP-BR	\$250,000,000	\$55,000,000	\$44,000,000	\$11,000,000						
Section 2A / State Prioritized Reliability Projects								\$532,321,888	\$311,630,886	\$220,691,002						
Bridge On-system Non-NHS								\$102,116,998	\$0	\$102,116,998						
2024	600935	Pioneer Valley	Holyoke	HOLYOKE- BRIDGE REPLACEMENTS, H-21-014, ROUTE 141 (APPLETON STREET) OVER SECOND LEVEL CANAL & H-21-020 OVER FIRST LEVEL CANAL	2	NGBP	\$9,926,800	\$9,926,800	\$0	\$9,926,800						
2024	605311	Southeastern Mass	Multiple	MARION- WAREHAM- BRIDGE REPLACEMENT, M-05-001=W-06-013 & W-06-016, WAREHAM STREET (US 6) OVER WEWEANTIC RIVER	5	NGBP	\$42,608,166	\$42,608,166	\$0	\$42,608,166					MassDOT	
2024	606901	Boston Region	Boston	BOSTON- BRIDGE REPLACEMENT, B-16-109, RIVER STREET BRIDGE OVER MBTA/AMTRAK	6	NGBP	\$11,732,339	\$11,732,339	\$0	\$11,732,339					MassDOT	



STIP Investments Report

STIP: 2023 - 2027 (D)																
Year	MassDOT Project ID	MPO	Municipality	MassDOT Project Description	District	Funding Source	Adjusted TFPC	Total Programmed Funds	Federal Funds	Non-Federal Funds	MPO Project Score	Entity Receiving Transfer	PSAC Score	Earmark Details	Proponent	Other Information
Federal Fiscal Year 2024								\$1,749,515,639	\$1,181,404,515	\$568,111,124						
2024	607597	Berkshire Region	Lee	LEE- BRIDGE REPLACEMENT, L-05-004, MEADOW STREET OVER POWDER MILL BROOK	1	NGBP	\$1,556,125	\$1,556,125	\$0	\$1,556,125						
2024	607675	Pioneer Valley	Williamsburg	WILLIAMSBURG- BRIDGE REPLACEMENT, W-36-011 & W-36-017, BRIDGE STREET OVER THE MILL RIVER AND SOUTH MAIN STREET OVER THE MILL RIVER	1	NGBP	\$10,739,522	\$8,979,533	\$0	\$8,979,533						
2024	607678	Franklin Region	Heath	HEATH- BRIDGE REPLACEMENT, H-14-007, JACKSONVILLE STREET (SR 8A) OVER THE WEST BRANCH BROOK	1	NGBP	\$1,857,398	\$1,857,398	\$0	\$1,857,398						
2024	612631	Northern Middlesex	Chelmsford	CHELMSFORD- BRIDGE REPLACEMENT, C-08-039, GORHAM STREET (ST 3A) OVER I-495 AND REHABILITATION OF C-08-036, WESTFORD STREET OVER I-495 (DB)	4	NGBP	\$25,456,637	\$25,456,637	\$0	\$25,456,637	5.67				MassDOT	Total Cost: \$24,477,536; YOE: \$25,456,637 NGBP; TEC: 5.67 out of 16.
Bridge Off-system								\$51,037,536	\$40,830,029	\$10,207,507						
2024	603796	Southeastern Mass	Mansfield	MANSFIELD- BRIDGE REPLACEMENT, M-03-003 & M-03-045, BALCOM STREET OVER THE WADING RIVER	5	STBG-BR-Off	\$3,100,271	\$0	\$0	\$0					MassDOT	
2024	608640	Central Mass	Sutton	SUTTON-GRAFTON- BRIDGE RECONSTRUCTION/REHABILITATION, S-33-004, CARRYING DEPOT STREET OVER THE BLACKSTONE RIVER	3	STBG-BR-Off	\$4,482,936	\$4,482,936	\$3,586,349	\$896,587					MassDOT	Construction, Total Project Cost = \$4,482,936, Design Status = 25%, YOE = 4%
2024	608846	Pioneer Valley	Monson	MONSON- BRIDGE REPLACEMENT, M-27-015, OLD WALES ROAD OVER CONANT BROOK	2	STBG-BR-Off	\$3,071,193	\$3,071,193	\$2,456,954	\$614,239						
2024	608849	Franklin Region	Leverett	LEVERETT- BRIDGE REPLACEMENT, L-09-003, MILLERS ROAD OVER ROARING BROOK	2	STBG-BR-Off	\$3,073,613	\$3,073,613	\$2,458,890	\$614,723						
2024	608855	Franklin Region	Rowe	ROWE- BRIDGE REPLACEMENT, R-10-008, CYRUS STAGE ROAD OVER POTTER BROOK	1	STBG-BR-Off	\$1,938,535	\$1,938,535	\$1,550,828	\$387,707						
2024	608862	Central Mass	Southbridge	SOUTHBRIDGE- BRIDGE REPLACEMENT, S-21-009, MILL STREET OVER MCKINSTY BROOK & S-21-003, MILL STREET OVER THE QUINEBAUG RIVER	3	STBG-BR-Off	\$4,528,755	\$4,528,755	\$3,623,004	\$905,751					MassDOT	Construction, Total Project Cost = \$4,528,755, Design Status = Approved, YOE = 4%





STIP Investments Report

STIP: 2023 - 2027 (D)																
Year	MassDOT Project ID	MPO	Municipality	MassDOT Project Description	District	Funding Source	Adjusted TFPC	Total Programmed Funds	Federal Funds	Non-Federal Funds	MPO Project Score	Entity Receiving Transfer	PSAC Score	Earmark Details	Proponent	Other Information
Federal Fiscal Year 2024								\$1,749,515,639	\$1,181,404,515	\$568,111,124						
2024	609070	Berkshire Region	Alford	ALFORD- BRIDGE REPLACEMENT, A-06-004, WEST ROAD OVER SCRIBNER BROOK	1	STBG-BR-Off	\$1,976,728	\$1,976,728	\$1,581,382	\$395,346						
2024	609074	Berkshire Region	Monterey	MONTEREY- BRIDGE REPLACEMENT, M-29-001, CURTIS ROAD OVER KONKAPOT RIVER	1	STBG-BR-Off	\$1,156,318	\$1,156,318	\$925,054	\$231,264						
2024	609120	Pioneer Valley	Ludlow	LUDLOW- BRIDGE REPLACEMENT, L-16-026, PINEY LANE OVER BROAD BROOK	2	STBG-BR-Off	\$3,463,893	\$3,463,893	\$2,771,114	\$692,779						
2024	609185	Central Mass	Worcester	WORCESTER- BRIDGE RECONSTRUCTION OF W-44-083, HARRISION STREET OVER I-290 & W-44-093, LAUREL STREET OVER I-290	3	STBG-BR-Off	\$14,073,603	\$14,073,603	\$11,258,882	\$2,814,721					MassDOT	Construction, Total Project Cost = \$14,073,603, Design Status = Approved, YOE = 4%
2024	609187	Montachusett	Hubbardston	HUBBARDSTON- BRIDGE REPLACEMENT, H-24-003, WILLIAMSVILLE ROAD OVER THE BURNSHIRT RIVER	3	STBG-BR-Off	\$1,692,891	\$1,692,891	\$1,354,313	\$338,578						
2024	609427	Franklin Region	Montague	MONTAGUE- BRIDGE REPLACEMENT, M-28-026, SOUTH STREET OVER SAWMILL RIVER	2	STBG-BR-Off	\$2,716,688	\$2,716,688	\$2,173,350	\$543,338						
2024	609435	Old Colony	Plympton	PLYMPTON- BRIDGE REPLACEMENT, P-14-001 (445), WINNETUXET ROAD OVER WINNETUXET RIVER	5	STBG-BR-Off	\$2,062,345	\$2,062,345	\$1,649,876	\$412,469						Construction; Total Cost is \$1,983,024; Year of Expenditure is \$2,062,345; TEC Score is N/A; Status is Pre-25% Design
2024	609438	Boston Region	Canton	CANTON- BRIDGE REPLACEMENT, C-02-042, REVERE COURT OVER WEST BRANCH OF THE NEPONSET RIVER	6	STBG-BR-Off	\$2,185,168	\$2,185,168	\$1,748,134	\$437,034					MassDOT	
2024	609467	Boston Region	Multiple	HAMILTON- IPSWICH- SUPERSTRUCTURE REPLACEMENT, H-03-002=I-01-006, WINTHROP STREET OVER IPSWICH RIVER	4	STBG-BR-Off	\$3,135,789	\$3,135,789	\$2,508,631	\$627,158					MassDOT	
2024	610779	Pioneer Valley	Hampden	HAMPDEN- BRIDGE REPLACEMENT, H-04-004, ROCKADUNDEE BRIDGE OVER SCANTIC RIVER	2	STBG-BR-Off	\$1,479,081	\$1,479,081	\$1,183,265	\$295,816						
Non-Interstate Pavement								\$73,483,285	\$58,786,628	\$14,696,657						
2024	608490	Central Mass	Upton	UPTON- RESURFACING AND RELATED WORK ON ROUTE 140 AND ROUNDABOUT CONSTRUCTION AT ROUTE 140, CHURCH STREET AND GROVE STREET	3	NHPP	\$8,050,057	\$8,050,057	\$6,440,046	\$1,610,011					MassDOT	Construction, Total Project Cost = \$8,050,057, Design Status = 25%, YOE = 4%



STIP Investments Report

STIP: 2023 - 2027 (D)																
Year	MassDOT Project ID	MPO	Municipality	MassDOT Project Description	District	Funding Source	Adjusted TFPC	Total Programmed Funds	Federal Funds	Non-Federal Funds	MPO Project Score	Entity Receiving Transfer	PSAC Score	Earmark Details	Proponent	Other Information
Federal Fiscal Year 2024								\$1,749,515,639	\$1,181,404,515	\$568,111,124						
2024	608491	Central Mass	Mendon	MENDON- RESURFACING AND RELATED WORK ON ROUTE 16	3	NHPP	\$11,747,253	\$11,747,253	\$9,397,802	\$2,349,451					MassDOT	Construction, Total Project Cost = \$11,747,253, Design Status = 25%, YOE = 4%
2024	608498	Boston Region	Multiple	QUINCY- WEYMOUTH- BRAINTREE- RESURFACING AND RELATED WORK ON ROUTE 53	6	NHPP	\$6,000,522	\$6,000,522	\$4,800,418	\$1,200,104					MassDOT	
2024	608814	Central Mass	Spencer	SPENCER- RESURFACING AND RELATED WORK ON ROUTE 9	3	NHPP	\$9,958,172	\$9,958,172	\$7,966,538	\$1,991,634					MassDOT	Construction, Total Project Cost = \$9,958,172, Design Status = 25%, YOE = 4%
2024	608816	Statewide	Multiple	LOWELL- DRACUT- METHUEN- RESURFACING AND RELATED WORK ON ROUTE 110	4	NHPP	\$5,535,712	\$5,535,712	\$4,428,570	\$1,107,142						
2024	608818	Boston Region	Multiple	DANVERS- MIDDLETON- RESURFACING AND RELATED WORK ON ROUTE 114	4	NHPP	\$4,175,264	\$0	\$0	\$0					MassDOT	
2024	609398	Franklin Region	Erving	ERVING- RESURFACING AND RELATED WORK ON ROUTE 2	2	NHPP	\$6,746,542	\$6,746,542	\$5,397,234	\$1,349,308						
2024	610728	Berkshire Region	Multiple	LEE- BECKET- RESURFACING AND RELATED WORK ON ROUTE 20	1	NHPP	\$5,616,011	\$5,616,011	\$4,492,809	\$1,123,202						
2024	611996	Southeastern Mass	New Bedford	NEW BEDFORD- PAVEMENT PRESERVATION AND RELATED WORK ON ROUTE 140	5	NHPP	\$9,150,816	\$9,150,816	\$7,320,653	\$1,830,163					MassDOT	
2024	612098	Central Mass	Multiple	UPTON- HOPEDALE- RESURFACING AND RELATED WORK ON ROUTE 140	3	NHPP	\$5,304,000	\$5,304,000	\$4,243,200	\$1,060,800					MassDOT	Construction, Total Project Cost = \$5,304,000, Design Status = Approved, YOE = 4%
2024	612110	Montachusett	Multiple	FITCHBURG- ASHBY- RESURFACING AND RELATED WORK ON ROUTE 31	3	NHPP	\$5,374,200	\$5,374,200	\$4,299,360	\$1,074,840						
Bridge On-system NHS								\$198,757,356	\$119,445,885	\$79,311,471						
2024	605304	Merrimack Valley	Haverhill	HAVERHILL- BRIDGE REPLACEMENT, H-12-007 & H-12-025, BRIDGE STREET (SR 125) OVER THE MERRIMACK RIVER AND THE ABANDONED B&M RR (PROPOSED BIKEWAY)	4	NHPP	\$108,011,904	\$20,600,000	\$16,480,000	\$4,120,000						Project ACd over 2024-2026



STIP Investments Report

STIP: 2023 - 2027 (D)																
Year	MassDOT Project ID	MPO	Municipality	MassDOT Project Description	District	Funding Source	Adjusted TFPC	Total Programmed Funds	Federal Funds	Non-Federal Funds	MPO Project Score	Entity Receiving Transfer	PSAC Score	Earmark Details	Proponent	Other Information
Federal Fiscal Year 2024								\$1,749,515,639	\$1,181,404,515	\$568,111,124						
2024	606496	Boston Region	Boston	BOSTON- BRIDGE REHABILITATION, B-16-052, BOWKER OVERPASS OVER MASS PIKE, MBTA/CSX, & IPSWICH STREET AND RAMPS (BINS 4FD, 4FG, 4FE, 4FF & 4FJ)	6	NGBP	\$51,428,000	\$49,450,000	\$0	\$49,450,000					MassDOT	
2024	606522	Merrimack Valley	Andover	ANDOVER- BRIDGE REHABILITATION, A-09-036, I-495 OVER ST 28 (SB), A-09-037, I-495 OVER B&M AND MBTA, A-09-041, I-495 OVER ST 28 (NB)	4	NHPP	\$173,075,000	\$60,000,000	\$48,000,000	\$12,000,000						Project ACd over 2023-2026
2024	609186	Central Mass	Dudley	DUDLEY - BRIDGE REPLACEMENT, D-12-026, STATE ROUTE 131 OVER THE QUINEBAUG RIVER	3	NHPP	\$11,302,179	\$11,302,179	\$9,041,743	\$2,260,436					MassDOT	Construction, Total Project Cost = \$11,302,179, Design Status = Approved, YOE = 4%
2024	609466	Merrimack Valley	Haverhill	HAVERHILL- BRIDGE REPLACEMENT, H-12-040, I-495 (NB & SB) OVER MERRIMACK RIVER	4	NHPP	\$96,087,420	\$21,388,926	\$17,111,141	\$4,277,785						Project ACd over 2024-2027
2024	610782	Boston Region	Multiple	DANVERS- MIDDLETON- BRIDGE REPLACEMENT, D-03-009=M-20-005, ANDOVER STREET (SR 114) OVER IPSWICH RIVER	4	NHPP	\$5,279,051	\$5,279,051	\$4,223,241	\$1,055,810					MassDOT	
2024	612574	Cape Cod	Multiple	DENNIS- YARMOUTH- BRIDGE REPLACEMENT, D-07-004=Y-01-003, ROUTE 28 OVER BASS RIVER INCLUDING INTERSECTION IMPROVEMENTS AT MAIN STREET(ROUTE 28)/NORTH MAIN STREET/OLD MAIN STREET	5	HIP-BR	\$34,325,200	\$30,737,200	\$24,589,760	\$6,147,440	82				MassDOT	RSA Conducted
Interstate Pavement								\$44,399,029	\$39,959,126	\$4,439,903						
2024	608208	Boston Region	Multiple	QUINCY- MILTON- BOSTON- INTERSTATE MAINTENANCE & RELATED WORK ON I-93	6	NHPP-I	\$38,671,350	\$0	\$0	\$0					MassDOT	
2024	612034	Boston Region	Multiple	BURLINGTON- WOBURN- INTERSTATE MAINTENANCE AND RELATED WORK ON I-95	4	NHPP-I	\$12,947,687	\$12,947,687	\$11,652,918	\$1,294,769					MassDOT	
2024	612048	Boston Region	Waltham	WALTHAM- INTERSTATE MAINTENANCE AND RELATED WORK ON I-95	4	NHPP-I	\$16,680,742	\$16,680,742	\$15,012,668	\$1,668,074					MassDOT	



STIP Investments Report

STIP: 2023 - 2027 (D)																
2024	612087	Central Mass	Auburn	AUBURN- RESURFACING AND RELATED WORK ON I-290 AND I-395	3	NHPP-I	\$5,980,000	\$5,980,000	\$5,382,000	\$598,000					MassDOT	Construction, Total Project Cost = \$5,980,000, Design Status = Approved, YOE = 4%
2024	612106	Statewide	Multiple	SPRINGFIELD- CHICOPEE- INTERSTATE MAINTENANCE AND RELATED WORK ON I-91	2	NHPP-I	\$8,790,600	\$8,790,600	\$7,911,540	\$879,060						
Safety Improvements							\$25,870,712		\$23,283,641	\$2,587,071						
2024	608572	Southeastern Mass	Multiple	DARTMOUTH TO RAYNHAM- GUIDE AND TRAFFIC SIGN REPLACEMENT ON SECTIONS OF I-195 AND I-495	5	HSIP	\$7,603,024	\$7,603,024	\$6,842,722	\$760,302					MassDOT	
2024	609058	Statewide		PEABODY TO GLOUCESTER- GUIDE AND TRAFFIC SIGN REPLACEMENT ON ROUTE 128	4	HSIP	\$1,767,688	\$1,767,688	\$1,590,919	\$176,769						
2024	S12637	Pioneer Valley		SPRINGFIELD- SYSTEMIC COUNTERMEASURES/SAFE SYSTEMS IMPLEMENTATION CITY-WIDE		HSIP	\$4,000,000	\$4,000,000	\$3,600,000	\$400,000						
2024	S12638	Old Colony		BROCKTON- SYSTEMIC COUNTERMEASURES/SAFE SYSTEMS IMPLEMENTATION CITY-WIDE		HSIP	\$4,000,000	\$4,000,000	\$3,600,000	\$400,000						
2024	S12639	Statewide		SYSTEMIC ROADWAY DEPARTURE COUNTERMEASURE IMPLEMENTATION (SHSP RECOMMENDATIONS)		HSIP	\$5,000,000	\$5,000,000	\$4,500,000	\$500,000						
2024	S12640	Boston Region		FRAMINGHAM-HIGH RISK AT-GRADE RAILROAD CROSSING COUNTERMEASURES ON ROUTE 126		HSIP	\$3,500,000	\$3,500,000	\$3,150,000	\$350,000					MassDOT	
Roadway Improvements							\$1,137,512		\$910,010	\$227,502						
2024	610802	Southeastern Mass	Somerset	SOMERSET- STORMWATER IMPROVEMENTS ALONG ROUTE 6, ROUTE 138, AND ROUTE 103 FOR TAUNTON RIVER	5	STBG	\$1,137,512	\$1,137,512	\$910,010	\$227,502					MassDOT	
Bridge Inspections							\$17,900,000		\$14,320,000	\$3,580,000						
2024	S12632	Statewide		2024 Bridge Inspection & Data Control		STBG-BR-Off	\$28,519,719	\$8,007,321	\$6,405,857	\$1,601,464						
2024	S12632	Statewide		2024 Bridge Inspection & Data Control		NHPP	\$28,519,719	\$9,892,679	\$7,914,143	\$1,978,536						
Resiliency Improvements							\$17,619,460		\$14,095,568	\$3,523,892						
2024	S12662	Statewide		MassDOT Resiliency-focused Improvements (2023-2027 STIP)		PRCT	\$59,524,326	\$17,619,460	\$14,095,568	\$3,523,892						



STIP Investments Report

STIP: 2023 - 2027 (D)																
Year	MassDOT Project ID	MPO	Municipality	MassDOT Project Description	District	Funding Source	Adjusted TFPC	Total Programmed Funds	Federal Funds	Non-Federal Funds	MPO Project Score	Entity Receiving Transfer	PSAC Score	Earmark Details	Proponent	Other Information
Federal Fiscal Year 2024								\$1,749,515,639	\$1,181,404,515	\$568,111,124						
Section 2B / State Prioritized Modernization Projects								\$98,822,262	\$82,721,584	\$16,100,678						
Roadway Reconstruction								\$65,707,367	\$53,846,023	\$11,861,344						
2024	602659	Central Mass	Multiple	CHARLTON- OXFORD- RECONSTRUCTION ON ROUTE 20, FROM RICHARDSON'S CORNER EASTERLY TO ROUTE 12, INCLUDES REHAB OF C-06-023 & REPLACEMENT OF O-06-002	3	NHPP	\$77,456,524	\$7,700,000	\$6,160,000	\$1,540,000	22		50.3		MassDOT	Construction, Total Project Cost = \$77,456,524, CMAQ + NHPP + STBG Project is AC'd between 2022 and 2025, PM Score = 22, Design Status = 25%
2024	607977	Boston Region	Multiple	HOPKINTON- WESTBOROUGH- RECONSTRUCTION OF I-90/I-495 INTERCHANGE	3	NFP-I	\$300,942,837	\$12,801,295	\$11,521,166	\$1,280,130					MassDOT	Construction; HIP+NHPP+NFA+NFP+Other FA = \$300,942,837; Project funded over six fiscal years (2022-2027); Funding in this TIP = \$274,036,314.
2024	608049	Southeastern Mass	Fall River	FALL RIVER- CORRIDOR IMPROVEMENTS ON ROUTE 79/DAVOL STREET	5	NHPP	\$119,427,595	\$7,554,689	\$6,043,751	\$1,510,938					MassDOT	AC'd FFY 2022-2026; HIP BR funds FFY 2022 & FFY 2024
2024	608049	Southeastern Mass	Fall River	FALL RIVER- CORRIDOR IMPROVEMENTS ON ROUTE 79/DAVOL STREET	5	STBG	\$119,427,595	\$13,000,000	\$10,400,000	\$2,600,000					MassDOT	AC'd FFY 2022-2026; HIP BR funds FFY 2022 & FFY 2024
2024	609510	Northern Middlesex	Dracut	DRACUT- IMPROVEMENTS AT GEORGE ENGLESBY ELEMENTARY SCHOOL (SRTS)	4	TAP	\$1,034,904	\$1,034,904	\$827,923	\$206,981	8.00				Town of Dracut	Total Cost: \$995,100; YOE: \$1,034,904 TAP; TEC: 8.00 out of 16.
2024	609516	Boston Region	Burlington	BURLINGTON- IMPROVEMENTS AT I-95 (ROUTE 128)/ROUTE 3 INTERCHANGE	4	NHPP	\$3,121,560	\$3,121,560	\$2,497,248	\$624,312					MassDOT	
2024	609518	Southeastern Mass	Fairhaven	FAIRHAVEN- LEROY WOOD ELEMENTARY SCHOOL IMPROVEMENTS (SRTS)	5	TAP	\$1,853,473	\$1,853,473	\$1,482,778	\$370,695					Fairhaven	
2024	609528	Central Mass	Grafton	GRAFTON- MILLBURY STREET IMPROVEMENTS (SRTS)	3	TAP	\$2,543,259	\$2,543,259	\$2,034,607	\$508,652					MassDOT	Construction, Total Project Cost = \$2,543,259, Design Status = 25%, YOE = 4%
2024	609530	Boston Region	Medway	MEDWAY- HOLLISTON STREET AND CASSIDY LANE IMPROVEMENTS (SRTS)	3	TAP	\$2,807,468	\$2,807,468	\$2,245,974	\$561,494					Medway	
2024	609531	Boston Region	Arlington	ARLINGTON- STRATTON SCHOOL IMPROVEMENTS (SRTS)	4	TAP	\$1,302,209	\$1,302,209	\$1,041,767	\$260,442			23.5		Arlington	
2024	610537	Boston Region	Boston	BOSTON- ELLIS ELEMENTARY TRAFFIC CALMING (SRTS)	6	TAP	\$2,361,218	\$2,361,218	\$1,888,974	\$472,244			40		Boston	





STIP Investments Report

STIP: 2023 - 2027 (D)																
Year	MassDOT Project ID	MPO	Municipality	MassDOT Project Description	District	Funding Source	Adjusted TFPC	Total Programmed Funds	Federal Funds	Non-Federal Funds	MPO Project Score	Entity Receiving Transfer	PSAC Score	Earmark Details	Proponent	Other Information
Federal Fiscal Year 2024								\$1,749,515,639	\$1,181,404,515	\$568,111,124						
2024	610541	Boston Region	Canton	CANTON- INTERIM INTERCHANGE IMPROVEMENTS AT I-95/ROUTE 128/I-93	6	NHPP	\$6,169,280	\$6,169,280	\$4,935,424	\$1,233,856					MassDOT	
2024	610652	Pioneer Valley	Agawam	AGAWAM- ROBINSON PARK ELEMENTARY SCHOOL IMPROVEMENTS (SRTS)	2	TAP	\$2,495,034	\$2,495,034	\$1,996,027	\$499,007						
2024	610670	Cape Cod	Harwich	HARWICH- HARWICH ELEMENTARY SCHOOL (SRTS)	5	TAP	\$962,978	\$962,978	\$770,382	\$192,596	67				MassDOT	TAP
Intersection Improvements								\$23,836,449	\$21,452,804	\$2,383,645						
2024	607764	Central Mass	Shrewsbury	SHREWSBURY- INTERSECTION & SIGNAL IMPROVEMENT AT US 20 (HARTFORD TURNPIKE) AT GRAFTON STREET	3	HSIP	\$4,952,937	\$4,952,937	\$4,457,643	\$495,294			53.5		MassDOT	Construction, Total Project Cost = \$4,952,937, Design Status = 25%, YOE = 4%
2024	608053	Southeastern Mass	Mansfield	MANSFIELD- INTERSECTION & SIGNAL IMPROVEMENTS AT SR 140 (COMMERCIAL STREET) & SR 106 (CHAUNCEY STREET)	5	HSIP	\$1,559,286	\$1,559,286	\$1,403,357	\$155,929			49.5		MassDOT	
2024	608562	Boston Region	Somerville	SOMERVILLE- SIGNAL AND INTERSECTION IMPROVEMENT ON I-93 AT MYSTIC AVENUE AND MCGRATH HIGHWAY (TOP 200 CRASH LOCATION)	4	HSIP	\$6,122,559	\$5,415,978	\$4,874,380	\$541,598			68		MassDOT	
2024	608564	Boston Region	Watertown	WATERTOWN- INTERSECTION IMPROVEMENTS AT ROUTE 16 AND GALEN STREET	6	HSIP	\$3,080,230	\$3,080,230	\$2,772,207	\$308,023			56		MassDOT	
2024	608757	Central Mass	Worcester	WORCESTER- INTERSECTION IMPROVEMENTS AT WEST MOUNTAIN STREET AT I-190 FRONTAGE ROAD & BROOKS STREET EXTENSION	3	HSIP	\$2,165,815	\$2,165,815	\$1,949,234	\$216,582			48		MassDOT	Construction, Total Project Cost = \$2,165,815, Design Status = 25%, YOE = 4%
2024	609254	Boston Region	Lynn	LYNN- INTERSECTION IMPROVEMENTS AT TWO INTERSECTIONS ON BROADWAY	4	HSIP	\$5,413,401	\$0	\$0	\$0	39		57		MassDOT	
2024	609410	Old Colony	Brockton	BROCKTON- INTERSECTION IMPROVEMENTS AND RELATED WORK AT CENTRE STREET (ROUTE 123), CARY STREET AND LYMAN STREET	5	HSIP	\$3,074,203	\$3,074,203	\$2,766,783	\$307,420	48.89					Construction; Total Cost is \$2,955,964; Year of Expenditure is \$3,074,203; TEC Score is 48.89; Status is 25% Design



STIP Investments Report

STIP: 2023 - 2027 (D)																
Year	MassDOT Project ID	MPO	Municipality	MassDOT Project Description	District	Funding Source	Adjusted TFPC	Total Programmed Funds	Federal Funds	Non-Federal Funds	MPO Project Score	Entity Receiving Transfer	PSAC Score	Earmark Details	Proponent	Other Information
Federal Fiscal Year 2024								\$1,749,515,639	\$1,181,404,515	\$568,111,124						
2024	612574	Cape Cod	Multiple	DENNIS- YARMOUTH- BRIDGE REPLACEMENT, D-07-004=Y-01-003, ROUTE 28 OVER BASS RIVER INCLUDING INTERSECTION IMPROVEMENTS AT MAIN STREET(ROUTE 28)/NORTH MAIN STREET/OLD MAIN STREET	5	HSIP	\$34,325,200	\$3,588,000	\$3,229,200	\$358,800	82				MassDOT	RSA Conducted
Intelligent Transportation Systems								\$9,278,446	\$7,422,757	\$1,855,689						
2024	609380	Statewide		STATEWIDE- INTELLIGENT TRANSPORTATION SYSTEMS (PLACEHOLDER 2024)		NHPP	\$9,278,446	\$9,278,446	\$7,422,757	\$1,855,689						
Section 2C / State Prioritized Expansion Projects								\$41,444,319	\$33,155,455	\$8,288,864						
Bicycle and Pedestrian								\$41,444,319	\$33,155,455	\$8,288,864						
2024	607398	Cape Cod	Multiple	YARMOUTH- BARNSTABLE- CAPE COD RAIL TRAIL EXTENSION, INCLUDES NEW BRIDGE OVER WILLOW STREET & RAILROAD (PHASE III)	5	CMAQ	\$12,750,212	\$12,750,212	\$10,200,170	\$2,550,042	80		20		Barnstable-Yarmouth	CMAQ approved
2024	607541	Merrimack Valley	Multiple	GEORGETOWN- BOXFORD- BORDER TO BOSTON TRAIL, FROM GEORGETOWN ROAD TO WEST MAIN STREET (ROUTE 97)	4	CMAQ	\$2,520,436	\$2,520,436	\$2,016,349	\$504,087	7.2		31			a) Construction; b) \$2,520,436 CMAQ (inflated 4% from 2023 cost) d) TEC = 7.2 out of 18.
2024	608227	Northern Middlesex	Billerica	BILLERICA- YANKEE DOODLE BIKE PATH CONSTRUCTION (PHASE I)	4	CMAQ	\$9,574,637	\$9,574,637	\$7,659,710	\$1,914,927	12.00				Town of Billerica	Total Cost: \$9,206,382; YOE: \$9,574,637 CMAQ; TEC: 12.00 out of 16.
2024	608930	Merrimack Valley	Lawrence	LAWRENCE- LAWRENCE MANCHESTER RAIL CORRIDOR (LMRC) RAIL TRAIL	4	CMAQ	\$21,416,304	\$1,000,000	\$800,000	\$200,000	11.25		60			a) Construction; b) \$21,416,304 CMAQ (inflated 4% from 2023 cost); c) AC Year 1-2 FFY 2024-2025: d) TEC = 11.25 out of 18.
2024	609411	Montachusett	Multiple	FITCHBURG- LEOMINSTER- TWIN CITIES RAIL TRAIL CONSTRUCTION (PHASE II)	3	CMAQ	\$10,922,923	\$10,922,923	\$8,738,338	\$2,184,585						
2024	610657	Pioneer Valley	Multiple	EASTHAMPTON- NORTHAMPTON- INSTALLATION OF A SHARED-USE PATH ALONG MOUNT TOM ROAD FROM THE MANHAN TRAIL TO ATWOOD DRIVE	2	STBG	\$6,123,012	\$0	\$0	\$0						



STIP Investments Report

STIP: 2023 - 2027 (D)																
Year	MassDOT Project ID	MPO	Municipality	MassDOT Project Description	District	Funding Source	Adjusted TFPC	Total Programmed Funds	Federal Funds	Non-Federal Funds	MPO Project Score	Entity Receiving Transfer	PSAC Score	Earmark Details	Proponent	Other Information
Federal Fiscal Year 2024								\$1,749,515,639	\$1,181,404,515	\$568,111,124						
2024	611982	Boston Region	Medford	MEDFORD- SHARED USE PATH CONNECTION AT THE ROUTE 28/WELLINGTON UNDERPASS	4	CMAQ	\$4,676,111	\$4,676,111	\$3,740,889	\$935,222					MassDOT	
Section 3A / Planning/Adjustments/Pass-throughs								\$167,198,075	\$152,832,827	\$14,365,248						
GANS Repayment								\$93,985,000	\$93,985,000	\$0						
2024	S12664	Statewide		ABP GANS (FFY 2024)		NHPP-G	\$93,985,000	\$93,985,000	\$93,985,000	\$0						
Metropolitan Planning								\$13,879,663	\$11,103,730	\$2,775,933						
2024	S12669	Statewide		Metropolitan Planning (FFY 2025 UPWPs) - PL & SPR		PL	\$13,879,663	\$13,879,663	\$11,103,730	\$2,775,933						
Railroad Crossings								\$2,371,999	\$1,897,599	\$474,400						
2024	S12674	Statewide		Railroad Grade Crossings (FFY 2024)		RRHE	\$2,371,999	\$1,186,000	\$948,800	\$237,200						
2024	S12674	Statewide		Railroad Grade Crossings (FFY 2024)		RRPD	\$2,371,999	\$1,185,999	\$948,799	\$237,200						
Recreational Trails								\$1,493,420	\$1,194,736	\$298,684						
2024	S12677	Statewide		RECREATIONAL TRAILS PROGRAM (FFY 2024)		REC	\$1,493,420	\$1,493,420	\$1,194,736	\$298,684						
SRTS Education								\$2,429,174	\$1,943,339	\$485,835						
2024	S12682	Statewide		SRTS EDUCATION (FFY 2024)		TAP	\$2,429,174	\$2,429,174	\$1,943,339	\$485,835						
State Planning & Research								\$25,538,819	\$20,431,055	\$5,107,764						
2024	S12709	Statewide		SPR Work Program (FFY 2025)		PL	\$28,667,874	\$21,538,819	\$17,231,055	\$4,307,764						
2024	S12709	Statewide		SPR Work Program (FFY 2025)		Other FA	\$28,667,874	\$4,000,000	\$3,200,000	\$800,000						
Award Adjustments, Change Orders, etc.								\$27,500,000	\$22,277,367	\$5,222,633						
2024	S12729	Statewide		Awards, Adjustments, Change Orders, etc. (FFY 2024)		STBG-BR-Off	\$33,689,230	\$1,783,073	\$1,426,458	\$356,615						
2024	S12729	Statewide		Awards, Adjustments, Change Orders, etc. (FFY 2024)		CMAQ	\$33,689,230	\$1,337,304	\$1,069,843	\$267,461						





STIP Investments Report

STIP: 2023 - 2027 (D)																
Year	MassDOT Project ID	MPO	Municipality	MassDOT Project Description	District	Funding Source	Adjusted TFPC	Total Programmed Funds	Federal Funds	Non-Federal Funds	MPO Project Score	Entity Receiving Transfer	PSAC Score	Earmark Details	Proponent	Other Information
Federal Fiscal Year 2024								\$1,749,515,639	\$1,181,404,515	\$568,111,124						
2024	S12729	Statewide		Awards, Adjustments, Change Orders, etc. (FFY 2024)		HSIP	\$33,689,230	\$2,773,667	\$2,496,300	\$277,367						
2024	S12729	Statewide		Awards, Adjustments, Change Orders, etc. (FFY 2024)		NHPP	\$33,689,230	\$16,256,740	\$13,005,392	\$3,251,348						
2024	S12729	Statewide		Awards, Adjustments, Change Orders, etc. (FFY 2024)		STBG	\$33,689,230	\$4,903,448	\$3,922,758	\$980,690						
2024	S12729	Statewide		Awards, Adjustments, Change Orders, etc. (FFY 2024)		TAP	\$33,689,230	\$445,768	\$356,614	\$89,154						
Section 3B / Non-Federal Aid Funded								\$178,246,998	\$0	\$178,246,998						
Bridge On-system Non-NHS								\$102,116,998	\$0	\$102,116,998						
2024	600935	Pioneer Valley	Holyoke	HOLYOKE- BRIDGE REPLACEMENTS, H-21-014, ROUTE 141 (APPLETON STREET) OVER SECOND LEVEL CANAL & H-21-020 OVER FIRST LEVEL CANAL	2	NGBP	\$9,926,800	\$9,926,800	\$0	\$9,926,800						
2024	605311	Southeastern Mass	Multiple	MARION- WAREHAM- BRIDGE REPLACEMENT, M-05-001=W-06-013 & W-06-016, WAREHAM STREET (US 6) OVER WEWEANTIC RIVER	5	NGBP	\$42,608,166	\$42,608,166	\$0	\$42,608,166					MassDOT	
2024	606901	Boston Region	Boston	BOSTON- BRIDGE REPLACEMENT, B-16-109, RIVER STREET BRIDGE OVER MBTA/AMTRAK	6	NGBP	\$11,732,339	\$11,732,339	\$0	\$11,732,339					MassDOT	
2024	607597	Berkshire Region	Lee	LEE- BRIDGE REPLACEMENT, L-05-004, MEADOW STREET OVER POWDER MILL BROOK	1	NGBP	\$1,556,125	\$1,556,125	\$0	\$1,556,125						
2024	607675	Pioneer Valley	Williamsburg	WILLIAMSBURG- BRIDGE REPLACEMENT, W-36-011 & W-36-017, BRIDGE STREET OVER THE MILL RIVER AND SOUTH MAIN STREET OVER THE MILL RIVER	1	NGBP	\$10,739,522	\$8,979,533	\$0	\$8,979,533						
2024	607678	Franklin Region	Heath	HEATH- BRIDGE REPLACEMENT, H-14-007, JACKSONVILLE STREET (SR 8A) OVER THE WEST BRANCH BROOK	1	NGBP	\$1,857,398	\$1,857,398	\$0	\$1,857,398						



STIP Investments Report

STIP: 2023 - 2027 (D)																
Year	MassDOT Project ID	MPO	Municipality	MassDOT Project Description	District	Funding Source	Adjusted TFPC	Total Programmed Funds	Federal Funds	Non-Federal Funds	MPO Project Score	Entity Receiving Transfer	PSAC Score	Earmark Details	Proponent	Other Information
Federal Fiscal Year 2024								\$1,749,515,639	\$1,181,404,515	\$568,111,124						
2024	612631	Northern Middlesex	Chelmsford	CHELMSFORD- BRIDGE REPLACEMENT, C-08-039, GORHAM STREET (ST 3A) OVER I-495 AND REHABILITATION OF C-08-036, WESTFORD STREET OVER I-495 (DB)	4	NGBP	\$25,456,637	\$25,456,637	\$0	\$25,456,637	5.67				MassDOT	Total Cost: \$24,477,536; YOE: \$25,456,637 NGBP; TEC: 5.67 out of 16.
Bridge On-system NHS								\$49,450,000	\$0	\$49,450,000						
2024	606496	Boston Region	Boston	BOSTON- BRIDGE REHABILITATION, B-16-052, BOWKER OVERPASS OVER MASS PIKE, MBTA/CSX, & IPSWICH STREET AND RAMPS (BINS 4FD, 4FG, 4FE, 4FF & 4FJ)	6	NGBP	\$51,428,000	\$49,450,000	\$0	\$49,450,000					MassDOT	
NFA								\$26,680,000	\$0	\$26,680,000						
2024	607977	Boston Region	Multiple	HOPKINTON- WESTBOROUGH- RECONSTRUCTION OF I-90/I-495 INTERCHANGE	3	NFA	\$300,942,837	\$26,680,000	\$0	\$26,680,000					MassDOT	Construction; HIP+NHPP+NFA+NFP+Other FA = \$300,942,837; Project funded over six fiscal years (2022-2027); Funding in this TIP = \$274,036,314.



STIP Investments Report

STIP: 2023 - 2027 (D)																
Year	MassDOT Project ID	MPO	Municipality	MassDOT Project Description	District	Funding Source	Adjusted TFPC	Total Programmed Funds	Federal Funds	Non-Federal Funds	MPO Project Score	Entity Receiving Transfer	PSAC Score	Earmark Details	Proponent	Other Information
Federal Fiscal Year 2025								\$1,878,840,448	\$960,028,741	\$918,811,707						
Section 1A / Regionally Prioritized Projects								\$278,403,698	\$223,511,460	\$54,892,238						
Roadway Reconstruction								\$222,308,241	\$178,471,922	\$43,836,319						
2025	602659	Central Mass	Multiple	CHARLTON- OXFORD- RECONSTRUCTION ON ROUTE 20, FROM RICHARDSON'S CORNER EASTERLY TO ROUTE 12, INCLUDES REHAB OF C-06-023 & REPLACEMENT OF O-06-002	3	CMAQ	\$77,456,524	\$2,776,050	\$2,220,840	\$555,210	22		50.3		MassDOT	Construction, Total Project Cost = \$77,456,524, CMAQ + NHPP + STBG Project is AC'd between 2022 and 2025, PM Score = 22, Design Status = 25%
2025	602659	Central Mass	Multiple	CHARLTON- OXFORD- RECONSTRUCTION ON ROUTE 20, FROM RICHARDSON'S CORNER EASTERLY TO ROUTE 12, INCLUDES REHAB OF C-06-023 & REPLACEMENT OF O-06-002	3	STBG	\$77,456,524	\$0	\$0	\$0	22		50.3		MassDOT	Construction, Total Project Cost = \$77,456,524, CMAQ + NHPP + STBG Project is AC'd between 2022 and 2025, PM Score = 22, Design Status = 25%
2025	603371	Franklin Region	Orange	ORANGE- RECONSTRUCTION OF NORTH MAIN STREET, FROM SCHOOL STREET TO LINCOLN AVENUE (0.4 MILES) INCLUDES RELOCATION OF FALL HILL BROOK CULVERT	2	STBG	\$10,648,371	\$2,926,081	\$2,340,865	\$585,216	10.3		31		Town of Orange	Project is AC'd between FFY 2024 (\$7,722,290) and FFY 2025 (\$2,926,081).
2025	604499	Montachusett	Leominster	LEOMINSTER- RECONSTRUCTION/ REHABILITATION ON ROUTE 12 (CENTRAL STREET), INCLUDING REHABILITATION OF L-08-022	3	HSIP	\$13,814,345	\$253,291	\$227,962	\$25,329	38		55.5		MassDOT	Project is advance constructed over three years (FFY 2024-2025).
2025	604499	Montachusett	Leominster	LEOMINSTER- RECONSTRUCTION/ REHABILITATION ON ROUTE 12 (CENTRAL STREET), INCLUDING REHABILITATION OF L-08-022	3	STBG	\$13,814,345	\$2,532,910	\$2,026,328	\$506,582	38		55.5		MassDOT	Project is advance constructed over three years (FFY 2024-2025).
2025	604499	Montachusett	Leominster	LEOMINSTER- RECONSTRUCTION/ REHABILITATION ON ROUTE 12 (CENTRAL STREET), INCLUDING REHABILITATION OF L-08-022	3	TAP	\$13,814,345	\$28,144	\$22,515	\$5,629	38		55.5		MassDOT	Project is advance constructed over three years (FFY 2024-2025).
2025	605168	Boston Region	Hingham	HINGHAM- IMPROVEMENTS ON ROUTE 3A FROM OTIS STREET/COLE ROAD INCLUDING SUMMER STREET AND ROTARY; ROCKLAND STREET TO GEORGE WASHINGTON BOULEVARD.	5	STBG	\$15,596,550	\$14,096,550	\$11,277,240	\$2,819,310	55		52.5		Hingham	Construction; TAP+STBG Total Cost = \$15,596,549; MPO Evaluation Score = 55; TAP Proponent = Hingham



STIP Investments Report

STIP: 2023 - 2027 (D)																
Year	MassDOT Project ID	MPO	Municipality	MassDOT Project Description	District	Funding Source	Adjusted TFPC	Total Programmed Funds	Federal Funds	Non-Federal Funds	MPO Project Score	Entity Receiving Transfer	PSAC Score	Earmark Details	Proponent	Other Information
Federal Fiscal Year 2025								\$1,878,840,448	\$960,028,741	\$918,811,707						
2025	605168	Boston Region	Hingham	HINGHAM- IMPROVEMENTS ON ROUTE 3A FROM OTIS STREET/COLE ROAD INCLUDING SUMMER STREET AND ROTARY; ROCKLAND STREET TO GEORGE WASHINGTON BOULEVARD.	5	TAP	\$15,596,550	\$1,500,000	\$1,200,000	\$300,000	55		52.5		Hingham	Construction; TAP+STBG Total Cost = \$15,596,549; MPO Evaluation Score = 55; TAP Proponent = Hingham
2025	605966	Northern Middlesex	Lowell	LOWELL- RECONSTRUCTION & RELATED WORK ON VFW HIGHWAY	4	STBG	\$8,920,575	\$8,638,666	\$6,910,933	\$1,727,733	5.75				MassDOT	Total Cost: \$8,259,792. YOE: \$8,920,575. STBG, TAP. TEC: 5.75 out of 16.
2025	605966	Northern Middlesex	Lowell	LOWELL- RECONSTRUCTION & RELATED WORK ON VFW HIGHWAY	4	TAP	\$8,920,575	\$281,909	\$225,527	\$56,382	5.75				MassDOT	Total Cost: \$8,259,792. YOE: \$8,920,575. STBG, TAP. TEC: 5.75 out of 16.
2025	605983	Franklin Region	Whately	WHATELY- REHABILITATION OF HAYDENVILLE ROAD, FROM CONWAY ROAD TO THE WILLIAMSBURG T.L. (1.7 MILES)	2	STBG	\$9,638,019	\$4,665,025	\$3,732,020	\$933,005	7.3		25.5		MassDOT	Project is AC'd between FFY 2025 (\$5,538,344) and FFY 2026 (\$4,099,675).
2025	606226	Boston Region	Boston	BOSTON- RECONSTRUCTION OF RUTHERFORD AVENUE, FROM CITY SQUARE TO SULLIVAN SQUARE	6	NHPP	\$190,696,612	\$12,000,000	\$9,600,000	\$2,400,000	59		51		Boston	Construction; NHPP+STBG+TAP Total Cost = \$190,696,612; AC schedule over 5 years (2025-2029); Total funding in this TIP = \$99,783,959; \$25,000,000 in anticipated funding provided by City of Boston; MPO Evaluation Score = 59; TAP Proponent = Boston.
2025	606226	Boston Region	Boston	BOSTON- RECONSTRUCTION OF RUTHERFORD AVENUE, FROM CITY SQUARE TO SULLIVAN SQUARE	6	STBG	\$190,696,612	\$18,783,959	\$15,027,167	\$3,756,792	59		51		Boston	Construction; NHPP+STBG+TAP Total Cost = \$190,696,612; AC schedule over 5 years (2025-2029); Total funding in this TIP = \$99,783,959; \$25,000,000 in anticipated funding provided by City of Boston; MPO Evaluation Score = 59; TAP Proponent = Boston.
2025	606226	Boston Region	Boston	BOSTON- RECONSTRUCTION OF RUTHERFORD AVENUE, FROM CITY SQUARE TO SULLIVAN SQUARE	6	TAP	\$190,696,612	\$2,000,000	\$1,600,000	\$400,000	59		51		Boston	Construction; NHPP+STBG+TAP Total Cost = \$190,696,612; AC schedule over 5 years (2025-2029); Total funding in this TIP = \$99,783,959; \$25,000,000 in anticipated funding provided by City of Boston; MPO Evaluation Score = 59; TAP Proponent = Boston.



STIP Investments Report

STIP: 2023 - 2027 (D)																
Year	MassDOT Project ID	MPO	Municipality	MassDOT Project Description	District	Funding Source	Adjusted TFPC	Total Programmed Funds	Federal Funds	Non-Federal Funds	MPO Project Score	Entity Receiving Transfer	PSAC Score	Earmark Details	Proponent	Other Information
Federal Fiscal Year 2025								\$1,878,840,448	\$960,028,741	\$918,811,707						
2025	606715	Southeastern Mass	Lakeville	LAKEVILLE- RECONSTRUCTION AND RELATED WORK ON RHODE ISLAND ROAD (ROUTE 79), FROM THE TAUNTON CITY LINE TO CLEAR POND ROAD	5	CMAQ	\$14,835,783	\$3,888,509	\$3,110,807	\$777,702	61		47.5		Lakeville	a) Construction; b) Total Cost = \$13,408,650 - STBG; d) EC Score 61 of 100; h) Project Proponent - Lakeville; i) Status 25%
2025	606715	Southeastern Mass	Lakeville	LAKEVILLE- RECONSTRUCTION AND RELATED WORK ON RHODE ISLAND ROAD (ROUTE 79), FROM THE TAUNTON CITY LINE TO CLEAR POND ROAD	5	STBG	\$14,835,783	\$10,947,274	\$8,757,819	\$2,189,455	61		47.5		Lakeville	a) Construction; b) Total Cost = \$13,408,650 - STBG; d) EC Score 61 of 100; h) Project Proponent - Lakeville; i) Status 25%
2025	608051	Boston Region	Wilmington	WILMINGTON- RECONSTRUCTION ON ROUTE 38 (MAIN STREET), FROM ROUTE 62 TO THE WOBURN C.L.	4	CMAQ	\$24,644,177	\$2,000,000	\$1,600,000	\$400,000	59		64		MassDOT	Construction; CMAQ+HSIP+STBG Total Cost = \$24,644,177; MPO Evaluation Score = 59
2025	608051	Boston Region	Wilmington	WILMINGTON- RECONSTRUCTION ON ROUTE 38 (MAIN STREET), FROM ROUTE 62 TO THE WOBURN C.L.	4	HSIP	\$24,644,177	\$1,000,000	\$900,000	\$100,000	59		64		MassDOT	Construction; CMAQ+HSIP+STBG Total Cost = \$24,644,177; MPO Evaluation Score = 59
2025	608051	Boston Region	Wilmington	WILMINGTON- RECONSTRUCTION ON ROUTE 38 (MAIN STREET), FROM ROUTE 62 TO THE WOBURN C.L.	4	STBG	\$24,644,177	\$21,644,177	\$17,315,342	\$4,328,835	59		64		MassDOT	Construction; CMAQ+HSIP+STBG Total Cost = \$24,644,177; MPO Evaluation Score = 59
2025	608095	Merrimack Valley	North Andover	NORTH ANDOVER- CORRIDOR IMPROVEMENTS ON ROUTE 114, BETWEEN WAVERLY ROAD & WILLOW/MILL STREET	4	STBG	\$34,083,859	\$13,239,974	\$10,591,979	\$2,647,995	12.42		74			a) Construction; b) \$34,083,859 STBG (inflated 4% from 2023 cost) = FFY 2024 (\$5,495,380) + FFY 2025 (\$13,239,974) + FFY 2026 (\$12,916,056) + FFY 2027 (\$2,432,449) c) AC years 1-4 FFY 2024-2027; d) TEC = 12.42 out of 18.
2025	608744	Cape Cod	Provincetown	PROVINCETOWN- CORRIDOR IMPROVEMENTS AND RELATED WORK ON SHANK PAINTER ROAD, FROM ROUTE 6 TO BRADFORD STREET	5	CMAQ	\$12,957,342	\$800,000	\$640,000	\$160,000	79		51		Provincetown	Municipality is TAP Proponent; AC over 2024-2025; CMAQ approved
2025	608744	Cape Cod	Provincetown	PROVINCETOWN- CORRIDOR IMPROVEMENTS AND RELATED WORK ON SHANK PAINTER ROAD, FROM ROUTE 6 TO BRADFORD STREET	5	STBG	\$12,957,342	\$7,149,086	\$5,719,269	\$1,429,817	79		51		Provincetown	Municipality is TAP Proponent; AC over 2024-2025; CMAQ approved



STIP Investments Report

STIP: 2023 - 2027 (D)																
Year	MassDOT Project ID	MPO	Municipality	MassDOT Project Description	District	Funding Source	Adjusted TFPC	Total Programmed Funds	Federal Funds	Non-Federal Funds	MPO Project Score	Entity Receiving Transfer	PSAC Score	Earmark Details	Proponent	Other Information
Federal Fiscal Year 2025								\$1,878,840,448	\$960,028,741	\$918,811,707						
2025	608744	Cape Cod	Provincetown	PROVINCETOWN- CORRIDOR IMPROVEMENTS AND RELATED WORK ON SHANK PAINTER ROAD, FROM ROUTE 6 TO BRADFORD STREET	5	TAP	\$12,957,342	\$500,000	\$400,000	\$100,000	79		51		Provincetown	Municipality is TAP Proponent; AC over 2024-2025; CMAQ approved
2025	608881	Pioneer Valley	Longmeadow	LONGMEADOW- SPRINGFIELD- RESURFACING AND INTERSECTION IMPROVEMENTS ON LONGMEADOW STREET (ROUTE 5) AND CONVERSE STREET (0.84 MILES)	2	STBG	\$7,641,744	\$7,641,744	\$6,113,395	\$1,528,349	59.5		57.5			Construction (YOE \$7,641,744 / 59.5 TEC / 75% / STBG
2025	609049	Central Mass	West Brookfield	WEST BROOKFIELD- RESURFACING & RELATED WORK ON ROUTE 9, FROM 850' WEST OF WELCOME ROAD TO PIERCE ROAD (1 MILE - PHASE II)	2	STBG	\$6,017,192	\$6,017,192	\$4,813,754	\$1,203,438	11		30		West Brookfield	Construction, Total Project Cost = \$6,017,192, Design Status = 75%, PM Score = 11, YOE = 8%
2025	609065	Pioneer Valley	Holyoke	HOLYOKE- RESURFACING AND RELATED WORK ON CABOT STREET AND RACE STREET (CENTER CITY CONNECTOR)	2	STBG	\$5,512,458	\$5,512,458	\$4,409,966	\$1,102,492	56.5		68			Construction (YOE \$5,512,458) TEC 56.5 / 25%
2025	609244	Montachusett	Ashburnham	ASHBURNHAM- ROADWAY REHABILITATION ON ROUTE 101 SOUTH	3	STBG	\$9,240,930	\$9,240,930	\$7,392,744	\$1,848,186	25		37.5		Municipality	
2025	609255	Southeastern Mass	Mansfield	MANSFIELD- MULTIMODAL ACCOMMODATION ON SCHOOL STREET, FROM SPRING STREET TO WEST STREET	5	STBG	\$4,270,625	\$4,270,625	\$3,416,500	\$854,125	38				Mansfield	a) Construction; b) Total Cost = \$6,889,540 - STBG d) EC Score 38 of 100; h) Project Proponent - Mansfield; i) Status Pre 25%
2025	609257	Boston Region	Everett	EVERETT- RECONSTRUCTION OF BEACHAM STREET	4	HSIP	\$10,168,416	\$1,000,000	\$900,000	\$100,000	54		53.5		Everett	Construction; HSIP+TAP+STBG Total Cost = \$10,168,416; MPO Evaluation Score = 54; TAP Proponent = Everett.
2025	609257	Boston Region	Everett	EVERETT- RECONSTRUCTION OF BEACHAM STREET	4	STBG	\$10,168,416	\$7,668,416	\$6,134,733	\$1,533,683	54		53.5		Everett	Construction; HSIP+TAP+STBG Total Cost = \$10,168,416; MPO Evaluation Score = 54; TAP Proponent = Everett.





STIP Investments Report

STIP: 2023 - 2027 (D)																
Year	MassDOT Project ID	MPO	Municipality	MassDOT Project Description	District	Funding Source	Adjusted TFPC	Total Programmed Funds	Federal Funds	Non-Federal Funds	MPO Project Score	Entity Receiving Transfer	PSAC Score	Earmark Details	Proponent	Other Information
Federal Fiscal Year 2025								\$1,878,840,448	\$960,028,741	\$918,811,707						
2025	609257	Boston Region	Everett	EVERETT- RECONSTRUCTION OF BEACHAM STREET	4	TAP	\$10,168,416	\$1,500,000	\$1,200,000	\$300,000	54		53.5		Everett	Construction; HSIP+TAP+STBG Total Cost = \$10,168,416; MPO Evaluation Score = 54; TAP Proponent = Everett.
2025	609277	Berkshire Region	North Adams	NORTH ADAMS- RECONSTRUCTION OF ASHLAND STREET	1	STBG	\$7,862,554	\$7,862,554	\$6,290,043	\$1,572,511	6 of 8		48		North Adams	Total Project Cost = \$7,862,554; YOE = 8%
2025	609286	Pioneer Valley	Northampton	NORTHAMPTON- DOWNTOWN COMPLETE STREETS CORRIDOR AND INTERSECTION IMPROVEMENTS ON MAIN STREET (ROUTE 9)	2	STBG	\$20,417,921	\$19,156,643	\$15,325,314	\$3,831,329	80.5		71.5			Construction (YOE \$15,485,967) 80.5 TEC / 25% / STBG
2025	610662	Boston Region	Woburn	WOBURN- ROADWAY AND INTERSECTION IMPROVEMENTS AT WOBURN COMMON, ROUTE 38 (MAIN STREET), WINN STREET, PLEASANT STREET AND MONTVALE AVENUE	4	HSIP	\$15,530,400	\$3,000,000	\$2,700,000	\$300,000	75		44.5		Woburn	Construction; HSIP+STBG Total Cost = \$15,530,400; MPO Evaluation Score = 75.
2025	610662	Boston Region	Woburn	WOBURN- ROADWAY AND INTERSECTION IMPROVEMENTS AT WOBURN COMMON, ROUTE 38 (MAIN STREET), WINN STREET, PLEASANT STREET AND MONTVALE AVENUE	4	STBG	\$15,530,400	\$12,530,400	\$10,024,320	\$2,506,080	75		44.5		Woburn	Construction; HSIP+STBG Total Cost = \$15,530,400; MPO Evaluation Score = 75.
2025	611986	Cape Cod	Mashpee	MASHPÉE- CORRIDOR IMPROVEMENTS & RELATED WORK ON ROUTE 151, FROM THE FALMOUTH T.L. TO OLD BARNSTABLE ROAD (PHASE 2)	5	CMAQ	\$15,390,000	\$2,000,000	\$1,600,000	\$400,000	81		58		Mashpee	AC over 2025-2026; Municipality is TAP Proponent; RSA conducted; CMAQ approved
2025	611986	Cape Cod	Mashpee	MASHPÉE- CORRIDOR IMPROVEMENTS & RELATED WORK ON ROUTE 151, FROM THE FALMOUTH T.L. TO OLD BARNSTABLE ROAD (PHASE 2)	5	HSIP	\$15,390,000	\$1,000,000	\$900,000	\$100,000	81		58		Mashpee	AC over 2025-2026; Municipality is TAP Proponent; RSA conducted; CMAQ approved
2025	611986	Cape Cod	Mashpee	MASHPÉE- CORRIDOR IMPROVEMENTS & RELATED WORK ON ROUTE 151, FROM THE FALMOUTH T.L. TO OLD BARNSTABLE ROAD (PHASE 2)	5	STBG	\$15,390,000	\$2,255,674	\$1,804,539	\$451,135	81		58		Mashpee	AC over 2025-2026; Municipality is TAP Proponent; RSA conducted; CMAQ approved
Intersection Improvements								\$33,135,274	\$26,671,392	\$6,463,882						



STIP Investments Report

STIP: 2023 - 2027 (D)																
Year	MassDOT Project ID	MPO	Municipality	MassDOT Project Description	District	Funding Source	Adjusted TFPC	Total Programmed Funds	Federal Funds	Non-Federal Funds	MPO Project Score	Entity Receiving Transfer	PSAC Score	Earmark Details	Proponent	Other Information
Federal Fiscal Year 2025								\$1,878,840,448	\$960,028,741	\$918,811,707						
2025	605857	Boston Region	Norwood	NORWOOD- INTERSECTION IMPROVEMENTS @ ROUTE 1 & UNIVERSITY AVENUE/EVERETT STREET	5	CMAQ	\$24,837,870	\$3,000,000	\$2,400,000	\$600,000	55		59		Norwood	Construction; HSIP+CMAQ+STBG+NHPP Total Cost = \$24,837,870; 2-year AC schedule (2025-26); MPO Evaluation Score = 55
2025	605857	Boston Region	Norwood	NORWOOD- INTERSECTION IMPROVEMENTS @ ROUTE 1 & UNIVERSITY AVENUE/EVERETT STREET	5	HSIP	\$24,837,870	\$631,724	\$568,552	\$63,172	55		59		Norwood	Construction; HSIP+CMAQ+STBG+NHPP Total Cost = \$24,837,870; 2-year AC schedule (2025-26); MPO Evaluation Score = 55
2025	605857	Boston Region	Norwood	NORWOOD- INTERSECTION IMPROVEMENTS @ ROUTE 1 & UNIVERSITY AVENUE/EVERETT STREET	5	NHPP	\$24,837,870	\$2,873,029	\$2,298,423	\$574,606	55		59		Norwood	Construction; HSIP+CMAQ+STBG+NHPP Total Cost = \$24,837,870; 2-year AC schedule (2025-26); MPO Evaluation Score = 55
2025	605857	Boston Region	Norwood	NORWOOD- INTERSECTION IMPROVEMENTS @ ROUTE 1 & UNIVERSITY AVENUE/EVERETT STREET	5	STBG	\$24,837,870	\$2,495,247	\$1,996,198	\$499,049	55		59		Norwood	Construction; HSIP+CMAQ+STBG+NHPP Total Cost = \$24,837,870; 2-year AC schedule (2025-26); MPO Evaluation Score = 55
2025	607401	Northern Middlesex	Chelmsford	CHELMSFORD- TRAFFIC SIGNAL INSTALLATION AT ROUTE 110 & ROUTE 495 (2 LOCATIONS)	4	STBG	\$1,306,541	\$1,306,541	\$1,045,233	\$261,308	6.93				MassDOT	Total Cost: \$1,209,760; YOE: \$1,306,541; STBG; TEC: 6.93.
2025	607818	Old Colony	Brockton	BROCKTON- INTERSECTION IMPROVEMENTS AT LYMAN STREET/GROVE STREET/SUMMER STREET & REPLACEMENT OF GROVE STREET BRIDGE, B-25-005, OVER SALISBURY PLAIN RIVER	5	STBG	\$4,536,000	\$4,536,000	\$3,628,800	\$907,200	50.39					Construction; Total Cost is \$4,200,000; Year of Expenditure is \$4,536,000; TEC Score is 50.39; Status is 25% Design
2025	608067	Boston Region	Woburn	WOBBURN- INTERSECTION RECONSTRUCTION AT ROUTE 3 (CAMBRIDGE ROAD) & BEDFORD ROAD AND SOUTH BEDFORD STREET	4	CMAQ	\$1,555,200	\$1,555,200	\$1,244,160	\$311,040	52		69		MassDOT	Construction; CMAQ Total Cost = \$1,555,200; MPO Evaluation Score = 52
2025	608195	Old Colony	Easton	EASTON- CORRIDOR IMPROVEMENTS ON ROUTE 138 INCLUDING INTERSECTION IMPROVEMENTS AT ROUTE 138 (WASHINGTON STREET) AND ELM STREET	5	STBG	\$6,983,302	\$6,983,302	\$5,586,642	\$1,396,660	42.89					Construction; Total Cost is \$6,466,020; Year of Expenditure is \$6,983,302; TEC Score is 42.89; Status is 25% Design





STIP Investments Report

STIP: 2023 - 2027 (D)																
Year	MassDOT Project ID	MPO	Municipality	MassDOT Project Description	District	Funding Source	Adjusted TFPC	Total Programmed Funds	Federal Funds	Non-Federal Funds	MPO Project Score	Entity Receiving Transfer	PSAC Score	Earmark Details	Proponent	Other Information
Federal Fiscal Year 2025								\$1,878,840,448	\$960,028,741	\$918,811,707						
2025	608433	Central Mass	Webster	WEBSTER- INTERSECTION IMPROVEMENTS AT I-395 RAMPS (EXIT 2) AT ROUTE 16 (EAST MAIN STREET) AND SUTTON ROAD	3	STBG	\$7,593,663	\$3,273,663	\$2,618,930	\$654,733	17		63		MassDOT	Construction, STBG + Statewide HSIP Total Project Cost = \$7,593,663, Design Status = 25%, PM Score = 17, YOE = 8%
2025	608961	Central Mass	Worcester	WORCESTER- INTERSECTION IMPROVEMENTS ON CHANDLER STREET AND MAY STREET	3	HSIP	\$6,480,568	\$1,000,000	\$900,000	\$100,000	14		47		Worcester	Construction, HSIP + STBG Total Project Cost = \$6,480,568, Design Status = 25%, PM Score = 14, YOE = 8%
2025	608961	Central Mass	Worcester	WORCESTER- INTERSECTION IMPROVEMENTS ON CHANDLER STREET AND MAY STREET	3	STBG	\$6,480,568	\$5,480,568	\$4,384,454	\$1,096,114	14		47		Worcester	Construction, HSIP + STBG Total Project Cost = \$6,480,568, Design Status = 25%, PM Score = 14, YOE = 8%
2025	609193	Southeastern Mass	Norton	NORTON- INTERSECTION IMPROVEMENTS AT WEST MAIN STREET (ROUTE 123), NORTH WORCESTER STREET AND SOUTH WORCESTER STREET	5	STBG	\$2,309,062	\$0	\$0	\$0	51				Norton	a) Construction; b) Total Cost = \$2,149,816 - STBG d) EC Score 51 of 100; h) Project Proponent - Norton; i) Status Pre 25%
Bicycle and Pedestrian								\$13,223,740	\$10,578,992	\$2,644,748						
2025	607825	Southeastern Mass	Wareham	WAREHAM- SHARED USE PATH CONSTRUCTION ADJACENT TO NARROWS ROAD AND MINOT AVENUE	5	STBG	\$6,889,540	\$6,889,540	\$5,511,632	\$1,377,908	44		38.5		Wareham	a) Construction; b) Total Cost = \$6,889,540 - STBG d) EC Score 44 of 100; h) Project Proponent - Wareham; i) Status Pre 25%; TAP Eligible, Anticipating CMAQ Eligibility
2025	610544	Boston Region	Peabody	PEABODY- MULTI-USE PATH CONSTRUCTION OF INDEPENDENCE GREENWAY AT I-95 AND ROUTE 1	4	CMAQ	\$6,334,200	\$4,000,000	\$3,200,000	\$800,000	53		32.5		Peabody	Construction; CMAQ+TAP Total Cost = \$6,334,200; MPO Evaluation Score = 53; TAP Proponent = Peabody.
2025	610544	Boston Region	Peabody	PEABODY- MULTI-USE PATH CONSTRUCTION OF INDEPENDENCE GREENWAY AT I-95 AND ROUTE 1	4	TAP	\$6,334,200	\$2,334,200	\$1,867,360	\$466,840	53		32.5		Peabody	Construction; CMAQ+TAP Total Cost = \$6,334,200; MPO Evaluation Score = 53; TAP Proponent = Peabody.
Flex to FTA								\$7,280,905	\$5,824,724	\$1,456,181						
2025	S12113	Boston Region		TRANSIT MODERNIZATION PROGRAM		CMAQ	\$19,500,000	\$6,500,000	\$5,200,000	\$1,300,000	N/A				Regionwide	Construction; Flex to FTA; Set aside for LRTP Transit Modernization Program



STIP Investments Report

STIP: 2023 - 2027 (D)																
Federal Fiscal Year 2025								\$1,878,840,448	\$960,028,741	\$918,811,707						
2025	S12700	Boston Region	Multiple	CATA ON DEMAND MICROTRANSIT SERVICE EXPANSION	4	CMAQ	\$813,291	\$214,776	\$171,821	\$42,955	61.75				CATA	Operations; CMAQ Total Cost = \$813,291; MPO Evaluation Score = 61.75; Project funded over three fiscal years (2023-2025) through MPO's Community Connections Program.
2025	S12701	Boston Region	Multiple	MWRTA CATCHCONNECT MICROTRANSIT SERVICE EXPANSION	3	CMAQ	\$450,163	\$159,488	\$127,590	\$31,898	59				MWRTA	Operations; CMAQ Total Cost = \$450,163; MPO Evaluation Score = 59; Project funded over three fiscal years (2023-2025) through MPO's Community Connections Program.
2025	S12703	Boston Region	Multiple	MONTACHUSETT RTA MICROTRANSIT SERVICE	3	CMAQ	\$1,316,061	\$406,641	\$325,313	\$81,328	57				MART	Operations; CMAQ Total Cost = \$1,316,061; MPO Evaluation Score = 57; Project funded over three fiscal years (2023-2025) through MPO's Community Connections Program.
Transit Grant Program								\$1,719,095	\$1,375,276	\$343,819						
2025	S12124	Boston Region	Multiple	COMMUNITY CONNECTIONS PROGRAM		CMAQ	\$6,716,799	\$1,075,304	\$860,243	\$215,061	N/A				Regionwide	Planning, Design, or Construction; Set Aside for LRTP Community Connections Program
2025	S12694	Boston Region	Newton	NEWMO MICROTRANSIT SERVICE EXPANSION	6	CMAQ	\$890,574	\$209,663	\$167,730	\$41,933	87				Newton	Operations; CMAQ Total Cost = \$890,574; MPO Evaluation Score = 87; Project funded over three fiscal years (2023-2025) through MPO's Community Connections Program.
2025	S12697	Boston Region	Watertown	PLEASANT STREET SHUTTLE SERVICE EXPANSION	6	CMAQ	\$1,002,198	\$228,939	\$183,151	\$45,788	78				Watertown	Operations; CMAQ Total Cost = \$1,002,198; MPO Evaluation Score = 78; Project funded over three fiscal years (2023-2025) through MPO's Community Connections Program.
2025	S12699	Boston Region	Stoneham	STONEHAM SHUTTLE SERVICE	4	CMAQ	\$796,817	\$205,189	\$164,151	\$41,038	72				Stoneham	Operations; CMAQ Total Cost = \$796,817; MPO Evaluation Score = 72; Project funded over three fiscal years (2023-2025) through MPO's Community Connections Program.
Roadway Improvements								\$736,443	\$589,154	\$147,289						
2025	609459	Martha's Vineyard	Tisbury	TISBURY- DRAINAGE IMPROVEMENTS ON STATE HIGHWAY	5	STBG	\$1,536,443	\$736,443	\$589,154	\$147,289						AC Years 1-2 (FFY 2024-2025); Total Project Cost: \$1,477,349. D5 waiting for Final Report.



STIP Investments Report

STIP: 2023 - 2027 (D)																
Year	MassDOT Project ID	MPO	Municipality	MassDOT Project Description	District	Funding Source	Adjusted TFPC	Total Programmed Funds	Federal Funds	Non-Federal Funds	MPO Project Score	Entity Receiving Transfer	PSAC Score	Earmark Details	Proponent	Other Information
Federal Fiscal Year 2025								\$1,878,840,448	\$960,028,741	\$918,811,707						
Section 1B / Earmark or Discretionary Grant Funded Projects								\$191,743,268	\$153,394,614	\$38,348,654						
Earmark Discretionary								\$30,000,000	\$24,000,000	\$6,000,000						
2025	607977	Boston Region	Multiple	HOPKINTON- WESTBOROUGH- RECONSTRUCTION OF I-90/I-495 INTERCHANGE	3	HIP	\$300,942,837	\$0	\$0	\$0					MassDOT	Construction; HIP+NHPP+NFA+NFP+Other FA = \$300,942,837; Project funded over six fiscal years (2022-2027); Funding in this TIP = \$274,036,314.
2025	607977	Boston Region	Multiple	HOPKINTON- WESTBOROUGH- RECONSTRUCTION OF I-90/I-495 INTERCHANGE	3	HIP-BR	\$300,942,837	\$30,000,000	\$24,000,000	\$6,000,000					MassDOT	Construction; HIP+NHPP+NFA+NFP+Other FA = \$300,942,837; Project funded over six fiscal years (2022-2027); Funding in this TIP = \$274,036,314.
Bridge On-system Non-NHS NB								\$11,894,148	\$9,515,318	\$2,378,830						
2025	604136	Pioneer Valley	Multiple	MONSON- PALMER- BRIDGE REPLACEMENT, M-27-007=P-01-007, STATE AVENUE OVER THE QUABOAG RIVER	2	HIP-BR	\$11,894,148	\$11,894,148	\$9,515,318	\$2,378,830						
Bridge On-System NHS NB								\$89,849,120	\$71,879,296	\$17,969,824						
2025	606527	Southeastern Mass	New Bedford	NEW BEDFORD- SUPERSTRUCTURE REPLACEMENT, N-06-020, I-195 (EB & WB) RAMP C & F OVER ST 18, COUNTY STREET, STATE STREET, MASS COASTAL RAILROAD, PURCHASE STREET, WELD STREET, INCLUDES REPLACING N-06-046, I-195 (EB) RAMP F OVER WELD STREET	5	HIP-BR	\$151,702,543	\$50,000,000	\$40,000,000	\$10,000,000						
2025	609409	Pioneer Valley	Springfield	SPRINGFIELD- BRIDGE REPLACEMENT, S-24-016, ARMORY STREET OVER CSX MAINLINE & S-24-026, ARMORY STREET OVER ABANDONED CSX	2	HIP-BR	\$39,849,120	\$39,849,120	\$31,879,296	\$7,969,824						
Bridge Systematic Maintenance NB								\$60,000,000	\$48,000,000	\$12,000,000						
2025	S12660	Statewide		BIL-BFP SYSTEMATIC BRIDGE MAINTENANCE		HIP-BR	\$250,000,000	\$60,000,000	\$48,000,000	\$12,000,000						
Section 2A / State Prioritized Reliability Projects								\$692,292,812	\$280,816,843	\$411,475,969						



STIP Investments Report

STIP: 2023 - 2027 (D)																
Year	MassDOT Project ID	MPO	Municipality	MassDOT Project Description	District	Funding Source	Adjusted TFPC	Total Programmed Funds	Federal Funds	Non-Federal Funds	MPO Project Score	Entity Receiving Transfer	PSAC Score	Earmark Details	Proponent	Other Information
Federal Fiscal Year 2025								\$1,878,840,448	\$960,028,741	\$918,811,707						
Bridge On-system Non-NHS								\$106,942,685	\$0	\$106,942,685						
2025	606089	Southeastern Mass	Freetown	FREETOWN- SUPERSTRUCTURE REPLACEMENT, F-09-010, N. MAIN STREET OVER ST 24	5	NGBP	\$3,888,000	\$3,888,000	\$0	\$3,888,000						
2025	606389	Southeastern Mass	Freetown	FREETOWN- BRIDGE REPLACEMENT, F-09-017, CHACE ROAD OVER ROUTE 140	5	NGBP	\$4,147,200	\$4,147,200	\$0	\$4,147,200					MassDOT	
2025	607677	Berkshire Region	Lee	LEE- BRIDGE REPLACEMENT, L-05-013, MILL STREET OVER WASHINGTON MOUNTAIN BROOK	1	NGBP	\$1,343,952	\$1,343,952	\$0	\$1,343,952						
2025	608952	Boston Region	Chelsea	CHELSEA- BRIDGE SUPERSTRUCTURE REPLACEMENT C-09-013, WASHINGTON AVENUE, CARTER STREET & COUNTY ROAD/ROUTE 1	6	NGBP	\$10,584,000	\$10,584,000	\$0	\$10,584,000					MassDOT	
2025	612143	Merrimack Valley	Andover	ANDOVER- BRIDGE REPLACEMENT, A-09-015, TEWKSBURY STREET OVER MBTA/BMRR	4	NGBP	\$17,383,839	\$17,383,839	\$0	\$17,383,839						
2025	612162	Berkshire Region	Pittsfield	PITTSFIELD- BRIDGE REPLACEMENT, P-10-039, WAHCONAH STREET OVER WEST BRANCH HOUSATONIC	1	NGBP	\$5,748,999	\$5,748,999	\$0	\$5,748,999						
2025	612164	Franklin Region	Montague	MONTAGUE- BRIDGE REPLACEMENT, M-28-034, NORTH LEVERETT ROAD OVER SAWMILL RIVER	2	NGBP	\$6,430,923	\$6,430,923	\$0	\$6,430,923						
2025	612168	Berkshire Region	Pittsfield	PITTSFIELD- BRIDGE REPLACEMENT, P-10-040, PONTOOSUC AVE OVER WEST BRANCH HOUSATONIC	1	NGBP	\$2,775,052	\$2,775,052	\$0	\$2,775,052						
2025	612173	Boston Region	Bellingham	BELLINGHAM- BRIDGE REPLACEMENT, B-06-022, MAPLE STREET OVER I-495	3	NGBP	\$14,249,535	\$14,249,535	\$0	\$14,249,535					MassDOT	
2025	612175	Pioneer Valley	Russell	RUSSELL- BRIDGE REPLACEMENT, R-13-004, BLANDFORD STAGE RD OVER STAGE BROOK	1	NGBP	\$1,851,614	\$1,851,614	\$0	\$1,851,614						
2025	612178	Boston Region	Natick	NATICK- BRIDGE REPLACEMENT, N-03-010, SPEEN STREET OVER RR MBTA/CSX	3	NGBP	\$6,711,629	\$6,711,629	\$0	\$6,711,629					MassDOT	



STIP Investments Report

STIP: 2023 - 2027 (D)																
Year	MassDOT Project ID	MPO	Municipality	MassDOT Project Description	District	Funding Source	Adjusted TFPC	Total Programmed Funds	Federal Funds	Non-Federal Funds	MPO Project Score	Entity Receiving Transfer	PSAC Score	Earmark Details	Proponent	Other Information
Federal Fiscal Year 2025								\$1,878,840,448	\$960,028,741	\$918,811,707						
2025	612183	Berkshire Region	Great Barrington	GREAT BARRINGTON- BRIDGE REPLACEMENT, G-11-002, DIVISION STREET OVER HOUSATONIC RIVER	1	NGBP	\$15,634,939	\$15,634,939	\$0	\$15,634,939						
2025	612190	Central Mass	Holden	HOLDEN- BRIDGE REPLACEMENT, H-18-004, SALISBURY STREET OVER PW RAILROAD	3	NGBP	\$4,316,485	\$4,316,485	\$0	\$4,316,485					MassDOT	Construction, Total Project Cost = \$4,316,485, Design Status = Approved, YOE = 8%
2025	612196	Boston Region	Braintree	BRAINTREE- BRIDGE REPLACEMENT, B-21-067, JW MAHER HIGHWAY OVER MONATIQUOT RIVER	6	NGBP	\$11,876,518	\$11,876,518	\$0	\$11,876,518					MassDOT	
Bridge Off-system								\$46,585,351	\$37,268,281	\$9,317,070						
2025	602319	Franklin Region	Northfield	NORTHFIELD- BRIDGE REPLACEMENT, N-22-010, BIRNAM ROAD OVER MILL BROOK	2	STBG-BR-Off	\$4,396,776	\$4,396,776	\$3,517,421	\$879,355						
2025	608616	Southeastern Mass	Taunton	TAUNTON- BRIDGE REPLACEMENT, T-01-024, SCADDING STREET OVER SNAKE RIVER	5	STBG-BR-Off	\$13,216,287	\$13,216,287	\$10,573,030	\$2,643,257					MassDOT	
2025	608851	Central Mass	Multiple	HARDWICK- NEW BRAINTREE- BRIDGE REPLACEMENT, H-08-003=N-07-002, CREAMERY ROAD OVER WARE RIVER	2	STBG-BR-Off	\$2,402,969	\$2,402,969	\$1,922,375	\$480,594					MassDOT	Construction, Total Project Cost = \$2,402,969, Design Status = 75%, YOE = 8%
2025	608859	Berkshire Region	Tyringham	TYRINGHAM- SUPERSTRUCTURE REPLACEMENT, T-10-003, JERUSALEM ROAD OVER HOP BROOK	1	STBG-BR-Off	\$2,711,826	\$2,711,826	\$2,169,461	\$542,365						
2025	608869	Pioneer Valley	Northampton	NORTHAMPTON- BRIDGE REPLACEMENT, N-19-068, OLD SPRINGFIELD ROAD OVER THE MILL RIVER	2	STBG-BR-Off	\$5,937,066	\$5,937,066	\$4,749,653	\$1,187,413						
2025	609076	Berkshire Region	Great Barrington	GREAT BARRINGTON- BRIDGE REPLACEMENT, G-11-006, COTTAGE STREET OVER HOUSATONIC RIVER	1	STBG-BR-Off	\$4,536,012	\$4,536,012	\$3,628,810	\$907,202						
2025	609428	Berkshire Region	Lanesborough	LANESBOROUGH- BRIDGE REPLACEMENT, L-03-010, BRIDGE STREET OVER TOWN BROOK	1	STBG-BR-Off	\$2,823,084	\$2,823,084	\$2,258,467	\$564,617						
2025	610768	Pioneer Valley	Westhampton	WESTHAMPTON- BRIDGE REPLACEMENT, W-27-028, PERRY HILL ROAD OVER NORTH BROOK OF MANHAN RIVER	2	STBG-BR-Off	\$1,867,795	\$1,867,795	\$1,494,236	\$373,559						



STIP Investments Report

STIP: 2023 - 2027 (D)																
Year	MassDOT Project ID	MPO	Municipality	MassDOT Project Description	District	Funding Source	Adjusted TFPC	Total Programmed Funds	Federal Funds	Non-Federal Funds	MPO Project Score	Entity Receiving Transfer	PSAC Score	Earmark Details	Proponent	Other Information
Federal Fiscal Year 2025								\$1,878,840,448	\$960,028,741	\$918,811,707						
2025	610769	Central Mass	Sutton	SUTTON- BRIDGE REPLACEMENT, S-33-002, MANCHAUG ROAD OVER MUMFORD RIVER	3	STBG-BR-Off	\$3,291,722	\$3,291,722	\$2,633,378	\$658,344					MassDOT	Construction, Total Project Cost = \$3,291,722, Design Status = Approved, YOE = 8%
2025	610777	Berkshire Region	Adams	ADAMS- BRIDGE PRESERVATION, A-04-038, QUALITY STREET OVER HOOSIC RIVER	1	STBG-BR-Off	\$5,401,814	\$5,401,814	\$4,321,451	\$1,080,363						
Bridge On-system NHS								\$361,911,921	\$94,856,125	\$267,055,796						
2025	604564	Boston Region	Maynard	MAYNARD- BRIDGE REPLACEMENT, M-10-004, ROUTE 62 (MAIN STREET) OVER THE ASSABET RIVER	3	NGBP	\$1,848,258	\$1,520,953	\$0	\$1,520,953					MassDOT	
2025	605304	Merrimack Valley	Haverhill	HAVERHILL- BRIDGE REPLACEMENT, H-12-007 & H-12-025, BRIDGE STREET (SR 125) OVER THE MERRIMACK RIVER AND THE ABANDONED B&M RR (PROPOSED BIKEWAY)	4	NHPP	\$108,011,904	\$30,900,000	\$24,720,000	\$6,180,000						Project ACd over 2024-2026
2025	606522	Merrimack Valley	Andover	ANDOVER- BRIDGE REHABILITATION, A-09-036, I-495 OVER ST 28 (SB), A-09-037, I-495 OVER B&M AND MBTA, A-09-041, I-495 OVER ST 28 (NB)	4	NHPP	\$173,075,000	\$12,325,976	\$9,860,781	\$2,465,195						Project ACd over 2023-2026
2025	607349	Statewide	Multiple	NORWELL- PEMBROKE- BRIDGE REPLACEMENT, N-24-004=P-05-008, ROUTE 3 (NB & SB) OVER NORTH RIVER	5	NGBP	\$24,449,040	\$24,449,040	\$0	\$24,449,040						
2025	607684	Boston Region	Braintree	BRAINTREE- BRIDGE REPLACEMENT, B-21-017, WASHINGTON STREET (ST 37) OVER MBTA/CSX RAILROAD	6	NGBP	\$7,681,489	\$7,681,489	\$0	\$7,681,489					MassDOT	
2025	608460	Pioneer Valley	Hadley	HADLEY- BRIDGE REPLACEMENT, H-01-005, BAY ROAD (ROUTE 47) OVER THE FORT RIVER	2	NHPP	\$6,154,665	\$6,154,665	\$4,923,732	\$1,230,933						
2025	608703	Boston Region	Wilmington	WILMINGTON- BRIDGE REPLACEMENT, W-38-029 (2KV), ST 129 LOWELL STREET OVER I 93	4	NHPP	\$15,951,816	\$15,951,816	\$12,761,453	\$3,190,363					MassDOT	
2025	609430	Berkshire Region	Great Barrington	GREAT BARRINGTON- BRIDGE REPLACEMENT, G-11-014, STATE ROAD (ROUTES 7/23) OVER THE HOUSATONIC RIVER	1	NGBP	\$11,684,995	\$11,684,995	\$0	\$11,684,995						





STIP Investments Report

STIP: 2023 - 2027 (D)																
Year	MassDOT Project ID	MPO	Municipality	MassDOT Project Description	District	Funding Source	Adjusted TFPC	Total Programmed Funds	Federal Funds	Non-Federal Funds	MPO Project Score	Entity Receiving Transfer	PSAC Score	Earmark Details	Proponent	Other Information
Federal Fiscal Year 2025								\$1,878,840,448	\$960,028,741	\$918,811,707						
2025	609466	Merrimack Valley	Haverhill	HAVERHILL- BRIDGE REPLACEMENT, H-12-040, I-495 (NB & SB) OVER MERRIMACK RIVER	4	NHPP	\$96,087,420	\$39,813,300	\$31,850,640	\$7,962,660						Project ACd over 2024-2027
2025	610776	Boston Region	Cambridge	CAMBRIDGE- SUPERSTRUCTURE REPLACEMENT, C-01-031, US ROUTE 3/ROUTE 16/ROUTE 2 OVER MBTA REDLINE	6	NHPP	\$13,424,399	\$13,424,399	\$10,739,519	\$2,684,880					MassDOT	
2025	612028	Boston Region	Stoneham	STONEHAM- DECK REPLACEMENT & SUPERSTRUCTURE REPAIRS, S-27-006 (2L2), (ST 28) FELLSWAY WEST OVER I-93	4	NGBP	\$3,240,000	\$3,240,000	\$0	\$3,240,000					MassDOT	
2025	612151	Montachusett	Athol	ATHOL- BRIDGE REPLACEMENT, A-15-013, ST 2A/MAIN STREET OVER BMRR	2	NGBP	\$4,257,290	\$4,257,290	\$0	\$4,257,290						
2025	612158	Merrimack Valley	Methuen	METHUEN- BRIDGE REPLACEMENT, M-17-026, ROUTE 213 EB/WB OVER THE METHUEN RAIL TRAIL	4	NGBP	\$4,598,252	\$4,598,252	\$0	\$4,598,252						
2025	612159	Franklin Region	Bernardston	BERNARDSTON- BRIDGE REPLACEMENT, B-10-001, ROUTE 10 OVER FALL RIVER	2	NGBP	\$18,821,823	\$18,821,823	\$0	\$18,821,823						
2025	612160	Pioneer Valley	Multiple	MONSON- PALMER- BRIDGE REPLACEMENT, M-27-008=P-01-008, ROUTE 32 OVER QUABOAG RIVER	2	NGBP	\$7,079,698	\$7,079,698	\$0	\$7,079,698						
2025	612176	Pioneer Valley	Huntington	HUNTINGTON- BRIDGE REPLACEMENT, H-27-008, ST 112 WORTHINGTON ROAD OVER WATER POND BROOK	1	NGBP	\$5,097,856	\$5,097,856	\$0	\$5,097,856						
2025	612177	Berkshire Region	Lanesborough	LANESBOROUGH- BRIDGE REPLACEMENT, L-03-015, US 7 WILLMSTOWN ROAD OVER WATER BRODIE MOUNTAIN BROOK	1	NGBP	\$2,069,451	\$2,069,451	\$0	\$2,069,451						
2025	612182	Boston Region	Newton	NEWTON- BRIDGE REPLACEMENT, N-12-040, BOYLSTON STREET OVER GREEN LINE D	6	NGBP	\$15,186,854	\$15,186,854	\$0	\$15,186,854					MassDOT	
2025	612184	Boston Region	Revere	REVERE- BRIDGE REPLACEMENT, R-05-015, REVERE BEACH PARKWAY OVER BROADWAY	4	NGBP	\$20,243,805	\$20,243,805	\$0	\$20,243,805					MassDOT	
2025	612187	Pioneer Valley	Chicopee	CHICOPEE- BRIDGE PRESERVATION, C-13-038, I-391 OVER (ST 116) CHICOPEE STREET	2	NGBP	\$38,102,400	\$38,102,400	\$0	\$38,102,400						



STIP Investments Report

STIP: 2023 - 2027 (D)																
Year	MassDOT Project ID	MPO	Municipality	MassDOT Project Description	District	Funding Source	Adjusted TFPC	Total Programmed Funds	Federal Funds	Non-Federal Funds	MPO Project Score	Entity Receiving Transfer	PSAC Score	Earmark Details	Proponent	Other Information
Federal Fiscal Year 2025								\$1,878,840,448	\$960,028,741	\$918,811,707						
2025	612192	Central Mass	Auburn	AUBURN- BRIDGE REPLACEMENT, A-17-038, US 20 (WB) WASHINGTON STREET OVER I-395	3	NGBP	\$13,529,400	\$13,529,400	\$0	\$13,529,400					MassDOT	Construction, Total Project Cost = \$13,529,400, Design Status = Approved, YOE = 8%
2025	612193	Merrimack Valley	Andover	ANDOVER- BRIDGE PRESERVATION, A-09-022, I-93 OVER MERRIMACK RIVER	4	NGBP	\$38,102,400	\$38,102,400	\$0	\$38,102,400						
2025	612195	Central Mass	Worcester	WORCESTER- SUPERSTRUCTURE REPLACEMENT, W-44-091, I-290 OVER EAST CENTRAL STREET	3	NGBP	\$27,676,059	\$27,676,059	\$0	\$27,676,059					MassDOT	Construction, Total Project Cost = \$27,676,059, Design Status = Approved, YOE = 8%
Non-Interstate Pavement								\$73,833,083	\$59,066,466	\$14,766,617						
2025	606082	Cape Cod	Bourne	BOURNE- MEDIAN INSTALLATION ON ROUTE 6 (SCENIC HIGHWAY)	5	NHPP	\$15,677,982	\$15,677,982	\$12,542,386	\$3,135,596	69		41.5		MassDOT	
2025	608819	Cape Cod	Barnstable	BARNSTABLE- RESURFACING AND RELATED WORK ON ROUTE 6	5	NHPP	\$47,196,000	\$24,500,000	\$19,600,000	\$4,900,000	49				MassDOT	AC over 2025-2026
2025	609399	Boston Region	Randolph	RANDOLPH- RESURFACING AND RELATED WORK ON ROUTE 28	6	NHPP	\$6,930,814	\$6,930,814	\$5,544,651	\$1,386,163					MassDOT	
2025	610721	Statewide	Multiple	HARDWICK- NEW BRAINTREE- WARE- WEST BROOKFIELD- RESURFACING OF ROUTE 32	2	NHPP	\$4,218,492	\$4,218,492	\$3,374,794	\$843,698						
2025	610722	Boston Region	Multiple	ACTON- BOXBOROUGH- LITTLETON- PAVEMENT PRESERVATION ROUTE 2	3	NHPP	\$7,563,792	\$7,563,792	\$6,051,034	\$1,512,758					MassDOT	
2025	612031	Pioneer Valley	Worthington	WORTHINGTON- RESURFACING AND RELATED WORK ON ROUTE 112	1	NHPP	\$6,279,053	\$6,279,053	\$5,023,242	\$1,255,811						
2025	612044	Statewide	Multiple	BROOKLINE- NEWTON- RESURFACING AND RELATED WORK ON ROUTE 9	6	NHPP	\$8,662,950	\$8,662,950	\$6,930,360	\$1,732,590						
Safety Improvements								\$28,932,625	\$26,039,363	\$2,893,263						
2025	608563	Southeastern Mass	Swansea	SWANSEA- IMPROVEMENTS ON ROUTE 6 (GRAND ARMY OF THE REPUBLIC HIGHWAY) AT GARDNERS NECK ROAD	5	HSIP	\$4,325,497	\$4,325,497	\$3,892,947	\$432,550					MassDOT	





STIP Investments Report

STIP: 2023 - 2027 (D)																
2025	608567	Statewide	Peabody	PEABODY- IMPROVEMENTS AT ROUTE 114 AT SYLVAN STREET, CROSS STREET, NORTHSHORE MALL, LORIS ROAD, ROUTE 128 INTERCHANGE AND ESQUIRE DRIVE	4	HSIP	\$7,111,800	\$7,111,800	\$6,400,620	\$711,180						
2025	609532	Boston Region	Chelsea	CHELSEA- TARGETED SAFETY IMPROVEMENTS AND RELATED WORK ON BROADWAY, FROM WILLIAMS STREET TO CITY HALL AVENUE	6	HSIP	\$6,557,898	\$6,557,898	\$5,902,108	\$655,790	83		52		MassDOT	
2025	610714	Statewide	Multiple	PLYMOUTH TO BRAINTREE- GUIDE AND TRAFFIC SIGN REPLACEMENT ON A SECTION OF ROUTE 3		HSIP	\$4,279,716	\$4,279,716	\$3,851,744	\$427,972						
2025	610715	Southeastern Mass	Multiple	FREETOWN TO TAUNTON- GUIDE AND TRAFFIC SIGN REPLACEMENT ON A SECTION OF ROUTE 140		HSIP	\$895,914	\$895,914	\$806,323	\$89,591					MassDOT	
2025	610717	Central Mass	Multiple	UXBRIDGE TO WORCESTER- GUIDE AND TRAFFIC SIGN REPLACEMENT ON A SECTION OF ROUTE 146	3	HSIP	\$5,761,800	\$5,761,800	\$5,185,620	\$576,180					MassDOT	Construction, Total Project Cost = \$5,761,800, Design Status = Approved, YOE = 8%
Interstate Pavement								\$43,168,907	\$38,852,016	\$4,316,891						
2025	611990	Southeastern Mass	Multiple	SOMERSET- SWANSEA- PAVEMENT PRESERVATION & RELATED WORK ON I-195	5	NHPP-I	\$18,733,950	\$18,733,950	\$16,860,555	\$1,873,395					MassDOT	
2025	612045	Merrimack Valley	Andover	ANDOVER- TEWKSBURY- INTERSTATE MAINTENANCE AND RELATED WORKS ON I-93	4	NHPP-I	\$18,525,197	\$18,525,197	\$16,672,677	\$1,852,520						
2025	612096	Northern Middlesex	Westford	WESTFORD- INTERSTATE MAINTENANCE AND RELATED WORK ON I-495	3	NHPP-I	\$5,909,760	\$5,909,760	\$5,318,784	\$590,976	5.57				MassDOT	Total Cost: \$5,472,000; YOE: \$5,909,760 NHPP-I; TEC: 5.57 out of 16.
Roadway Improvements								\$1,308,511	\$1,046,809	\$261,702						
2025	610659	Montachusett	Sterling	STERLING- STORMWATER DRAINAGE IMPROVEMENTS AT WACHUSETT RESERVOIR ON ROUTE 110 (METROPOLITAN ROAD)	3	STBG	\$1,308,511	\$1,308,511	\$1,046,809	\$261,702						
Bridge Inspections								\$10,619,719	\$8,495,775	\$2,123,944						
2025	S12632	Statewide		2024 Bridge Inspection & Data Control		NHPP	\$28,519,719	\$10,619,719	\$8,495,775	\$2,123,944						
Resiliency Improvements								\$18,990,010	\$15,192,008	\$3,798,002						
2025	S12662	Statewide		MassDOT Resiliency-focused Improvements (2023-2027 STIP)		PRCT	\$59,524,326	\$18,990,010	\$15,192,008	\$3,798,002						



STIP Investments Report

STIP: 2023 - 2027 (D)																
Year	MassDOT Project ID	MPO	Municipality	MassDOT Project Description	District	Funding Source	Adjusted TFPC	Total Programmed Funds	Federal Funds	Non-Federal Funds	MPO Project Score	Entity Receiving Transfer	PSAC Score	Earmark Details	Proponent	Other Information
Federal Fiscal Year 2025								\$1,878,840,448	\$960,028,741	\$918,811,707						
Section 2B / State Prioritized Modernization Projects								\$96,821,088	\$83,471,268	\$13,349,820						
Roadway Reconstruction								\$68,146,398	\$58,925,775	\$9,220,623						
2025	602659	Central Mass	Multiple	CHARLTON- OXFORD- RECONSTRUCTION ON ROUTE 20, FROM RICHARDSON'S CORNER EASTERLY TO ROUTE 12, INCLUDES REHAB OF C-06-023 & REPLACEMENT OF O-06-002	3	NHPP	\$77,456,524	\$600,000	\$480,000	\$120,000	22		50.3		MassDOT	Construction, Total Project Cost = \$77,456,524, CMAQ + NHPP + STBG Project is AC'd between 2022 and 2025, PM Score = 22, Design Status = 25%
2025	605983	Franklin Region	Whately	WHATELY- REHABILITATION OF HAYDENVILLE ROAD, FROM CONWAY ROAD TO THE WILLIAMSBURG T.L. (1.7 MILES)	2	STBG	\$9,638,019	\$873,319	\$698,655	\$174,664	7.3		25.5		MassDOT	Project is AC'd between FFY 2025 (\$5,538,344) and FFY 2026 (\$4,099,675).
2025	607977	Boston Region	Multiple	HOPKINTON- WESTBOROUGH- RECONSTRUCTION OF I-90/I-495 INTERCHANGE	3	NHPP-I	\$300,942,837	\$15,000,000	\$13,500,000	\$1,500,000					MassDOT	Construction; HIP+NHPP+NFA+NFP+Other FA = \$300,942,837; Project funded over six fiscal years (2022-2027); Funding in this TIP = \$274,036,314.
2025	607977	Boston Region	Multiple	HOPKINTON- WESTBOROUGH- RECONSTRUCTION OF I-90/I-495 INTERCHANGE	3	NFP-I	\$300,942,837	\$29,086,566	\$26,177,909	\$2,908,657					MassDOT	Construction; HIP+NHPP+NFA+NFP+Other FA = \$300,942,837; Project funded over six fiscal years (2022-2027); Funding in this TIP = \$274,036,314.
2025	608049	Southeastern Mass	Fall River	FALL RIVER- CORRIDOR IMPROVEMENTS ON ROUTE 79/DAVOL STREET	5	NHPP	\$119,427,595	\$11,182,372	\$8,945,898	\$2,236,474					MassDOT	AC'd FFY 2022-2026; HIP BR funds FFY 2022 & FFY 2024
2025	608049	Southeastern Mass	Fall River	FALL RIVER- CORRIDOR IMPROVEMENTS ON ROUTE 79/DAVOL STREET	5	STBG	\$119,427,595	\$4,828,843	\$3,863,074	\$965,769					MassDOT	AC'd FFY 2022-2026; HIP BR funds FFY 2022 & FFY 2024
2025	611997	Boston Region	Newton	NEWTON- HORACE MANN ELEMENTARY SCHOOL IMPROVEMENTS (SRTS)	6	TAP	\$861,962	\$861,962	\$689,570	\$172,392			33.5		Newton	
2025	612001	Boston Region	Medford	MEDFORD- MILTON FULLER ROBERTS ELEMENTARY SCHOOL (SRTS)	4	TAP	\$1,020,854	\$1,020,854	\$816,683	\$204,171			42		Medford	
2025	612002	Merrimack Valley	Lawrence	LAWRENCE- COMMUNITY DAY ARLINGTON IMPROVEMENTS (SRTS)	4	TAP	\$1,554,211	\$1,554,211	\$1,243,369	\$310,842			37		Lawrence	a) Construction; b) \$1,554,211 TAP (inflated 8% from 2023 cost).
2025	612079	Pioneer Valley	Chicopee	CHICOPEE- HUGH SCOTT STREIBER ELEMENTARY SCHOOL IMPROVEMENTS (SRTS)	2	TAP	\$1,334,305	\$1,334,305	\$1,067,444	\$266,861						



STIP Investments Report

STIP: 2023 - 2027 (D)																
Year	MassDOT Project ID	MPO	Municipality	MassDOT Project Description	District	Funding Source	Adjusted TFPC	Total Programmed Funds	Federal Funds	Non-Federal Funds	MPO Project Score	Entity Receiving Transfer	PSAC Score	Earmark Details	Proponent	Other Information
Federal Fiscal Year 2025								\$1,878,840,448	\$960,028,741	\$918,811,707						
2025	612080	Pioneer Valley	Springfield	SPRINGFIELD- REBECCA M. JOHNSON ELEMENTARY SCHOOL IMPROVEMENTS (SRTS)	2	TAP	\$588,636	\$588,636	\$470,909	\$117,727						
2025	612100	Boston Region	Revere	REVERE- IMPROVEMENTS AT BEACHMONT VETERANS ELEMENTARY (SRTS)	4	TAP	\$338,381	\$338,381	\$270,705	\$67,676			42		Revere	
2025	612101	Southeastern Mass	Fall River	FALL RIVER- MARY FONSECA ELEMENTARY SCHOOL (SRTS)	5	TAP	\$876,949	\$876,949	\$701,559	\$175,390			35.5		Fall River	
Intersection Improvements								\$16,057,409	\$14,451,668	\$1,605,741						
2025	608433	Central Mass	Webster	WEBSTER- INTERSECTION IMPROVEMENTS AT I-395 RAMPS (EXIT 2) AT ROUTE 16 (EAST MAIN STREET) AND SUTTON ROAD	3	HSIP	\$7,593,663	\$4,320,000	\$3,888,000	\$432,000	17		63		MassDOT	Construction, STBG + Statewide HSIP Total Project Cost = \$7,593,663, Design Status = 25%, PM Score = 17, YOE = 8%
2025	608759	Southeastern Mass	Swansea	SWANSEA- TRAFFIC SIGNAL AND SAFETY IMPROVEMENTS AT THREE INTERSECTIONS ON ROUTE 6	5	HSIP	\$10,737,409	\$10,737,409	\$9,663,668	\$1,073,741					MassDOT	
2025	S12641	Statewide		SHSP STRATEGIES IMPLEMENTATION TO ADDRESS EMPHASIS AREAS (INTERSECTION PROGRAM - 2025)		HSIP	\$1,000,000	\$1,000,000	\$900,000	\$100,000						
Intelligent Transportation Systems								\$11,134,657	\$8,907,726	\$2,226,931						
2025	610796	Statewide		STATEWIDE- INTELLIGENT TRANSPORTATION SYSTEMS (YEAR 2025)	1	NHPP	\$11,134,657	\$11,134,657	\$8,907,726	\$2,226,931						
ADA Retrofits								\$1,482,624	\$1,186,099	\$296,525						
2025	610797	Statewide		DISTRICT 1- ADA RETROFITS AT VARIOUS LOCATIONS (2025)	1	STBG	\$1,482,624	\$1,482,624	\$1,186,099	\$296,525						
Section 2C / State Prioritized Expansion Projects								\$46,939,464	\$37,551,571	\$9,387,893						
Bicycle and Pedestrian								\$46,939,464	\$37,551,571	\$9,387,893						
2025	608413	Pioneer Valley	Northampton	NORTHAMPTON- ROCKY HILL GREENWAY MULTI-USE TRAIL, FROM THE MANHAN RAIL TRAIL TO ROCKY HILL ROAD (0.4 MILES)	2	CMAQ	\$1,850,176	\$1,850,176	\$1,480,141	\$370,035						



STIP Investments Report

STIP: 2023 - 2027 (D)																
Year	MassDOT Project ID	MPO	Municipality	MassDOT Project Description	District	Funding Source	Adjusted TFPC	Total Programmed Funds	Federal Funds	Non-Federal Funds	MPO Project Score	Entity Receiving Transfer	PSAC Score	Earmark Details	Proponent	Other Information
Federal Fiscal Year 2025								\$1,878,840,448	\$960,028,741	\$918,811,707						
2025	608930	Merrimack Valley	Lawrence	LAWRENCE- LAWRENCE MANCHESTER RAIL CORRIDOR (LMRC) RAIL TRAIL	4	CMAQ	\$21,416,304	\$20,416,304	\$16,333,043	\$4,083,261	11.25		60			a) Construction; b) \$21,416,304 CMAQ (inflated 4% from 2023 cost); c) AC Year 1-2 FFY 2024-2025: d) TEC = 11.25 out of 18.
2025	609108	Montachusett	Gardner	GARDNER- BIKE PATH BRIDGE CONSTRUCTION, NORTH CENTRAL PATHWAY OVER ROUTE 140	3	STBG	\$7,228,869	\$7,228,869	\$5,783,095	\$1,445,774						
2025	609262	Cape Cod	Bourne	BOURNE- RAIL TRAIL CONSTRUCTION (PHASE 1)	5	CMAQ	\$2,643,103	\$2,643,103	\$2,114,482	\$528,621	70		31		Bourne	CMAQ Approved
2025	610657	Pioneer Valley	Multiple	EASTHAMPTON- NORTHAMPTON- INSTALLATION OF A SHARED-USE PATH ALONG MOUNT TOM ROAD FROM THE MANHAN TRAIL TO ATWOOD DRIVE	2	STBG	\$6,123,012	\$6,123,012	\$4,898,410	\$1,224,602						
2025	610680	Boston Region	Natick	NATICK- LAKE COCHITUATE PATH	3	CMAQ	\$3,582,995	\$3,582,995	\$2,866,396	\$716,599			25		MassDOT	
2025	612523	Boston Region	Revere	REVERE- STATE ROAD BEACHMONT CONNECTOR	4	CMAQ	\$5,095,005	\$5,095,005	\$4,076,004	\$1,019,001					MassDOT	
Section 3A / Planning/Adjustments/Pass-throughs								\$195,675,668	\$181,282,985	\$14,392,683						
GANS Repayment								\$122,185,000	\$122,185,000	\$0						
2025	S12665	Statewide		ABP GANS (FFY 2025)		NHPP-G	\$122,185,000	\$122,185,000	\$122,185,000	\$0						
Metropolitan Planning								\$14,157,256	\$11,325,805	\$2,831,451						
2025	S12670	Statewide		Metropolitan Planning (FFY 2026 UPWPs) - PL & SPR		PL	\$14,157,256	\$14,157,256	\$11,325,805	\$2,831,451						
Railroad Crossings								\$2,371,999	\$1,897,599	\$474,400						
2025	S12675	Statewide		Railroad Grade Crossings (FFY 2025)		RRHE	\$2,371,999	\$1,186,000	\$948,800	\$237,200						
2025	S12675	Statewide		Railroad Grade Crossings (FFY 2025)		RRPD	\$2,371,999	\$1,185,999	\$948,799	\$237,200						
Recreational Trails								\$1,493,420	\$1,194,736	\$298,684						
2025	S12678	Statewide		RECREATIONAL TRAILS PROGRAM (FFY 2025)		REC	\$1,493,420	\$1,493,420	\$1,194,736	\$298,684						



STIP Investments Report

STIP: 2023 - 2027 (D)																
Year	MassDOT Project ID	MPO	Municipality	MassDOT Project Description	District	Funding Source	Adjusted TFPC	Total Programmed Funds	Federal Funds	Non-Federal Funds	MPO Project Score	Entity Receiving Transfer	PSAC Score	Earmark Details	Proponent	Other Information
Federal Fiscal Year 2025								\$1,878,840,448	\$960,028,741	\$918,811,707						
SRTS Education								\$2,429,174	\$1,943,339	\$485,835						
2025	S12683	Statewide		SRTS EDUCATION (FFY 2025)		TAP	\$2,429,174	\$2,429,174	\$1,943,339	\$485,835						
State Planning & Research								\$25,538,819	\$20,431,055	\$5,107,764						
2025	S12710	Statewide		SPR Work Program (FFY 2026)		PL	\$28,567,385	\$21,538,819	\$17,231,055	\$4,307,764						
2025	S12710	Statewide		SPR Work Program (FFY 2026)		Other FA	\$28,567,385	\$4,000,000	\$3,200,000	\$800,000						
Award Adjustments, Change Orders, etc.								\$27,500,000	\$22,305,450	\$5,194,550						
2025	S12730	Statewide		Awards, Adjustments, Change Orders, etc. (FFY 2025)		STBG-BR-Off	\$37,100,278	\$1,963,609	\$1,570,887	\$392,722						
2025	S12730	Statewide		Awards, Adjustments, Change Orders, etc. (FFY 2025)		CMAQ	\$37,100,278	\$1,472,706	\$1,178,165	\$294,541						
2025	S12730	Statewide		Awards, Adjustments, Change Orders, etc. (FFY 2025)		HSIP	\$37,100,278	\$3,054,502	\$2,749,052	\$305,450						
2025	S12730	Statewide		Awards, Adjustments, Change Orders, etc. (FFY 2025)		NHPP	\$37,100,278	\$15,118,356	\$12,094,685	\$3,023,671						
2025	S12730	Statewide		Awards, Adjustments, Change Orders, etc. (FFY 2025)		STBG	\$37,100,278	\$5,399,924	\$4,319,939	\$1,079,985						
2025	S12730	Statewide		Awards, Adjustments, Change Orders, etc. (FFY 2025)		TAP	\$37,100,278	\$490,903	\$392,722	\$98,181						
Section 3B / Non-Federal Aid Funded								\$376,964,450	\$0	\$376,964,450						
Bridge On-system Non-NHS								\$106,942,685	\$0	\$106,942,685						
2025	606089	Southeastern Mass	Freetown	FREETOWN- SUPERSTRUCTURE REPLACEMENT, F-09-010, N. MAIN STREET OVER ST 24	5	NGBP	\$3,888,000	\$3,888,000	\$0	\$3,888,000						
2025	606389	Southeastern Mass	Freetown	FREETOWN- BRIDGE REPLACEMENT, F-09-017, CHACE ROAD OVER ROUTE 140	5	NGBP	\$4,147,200	\$4,147,200	\$0	\$4,147,200					MassDOT	
2025	607677	Berkshire Region	Lee	LEE- BRIDGE REPLACEMENT, L-05-013, MILL STREET OVER WASHINGTON MOUNTAIN BROOK	1	NGBP	\$1,343,952	\$1,343,952	\$0	\$1,343,952						



STIP Investments Report

STIP: 2023 - 2027 (D)																
Year	MassDOT Project ID	MPO	Municipality	MassDOT Project Description	District	Funding Source	Adjusted TFPC	Total Programmed Funds	Federal Funds	Non-Federal Funds	MPO Project Score	Entity Receiving Transfer	PSAC Score	Earmark Details	Proponent	Other Information
Federal Fiscal Year 2025								\$1,878,840,448	\$960,028,741	\$918,811,707						
2025	608952	Boston Region	Chelsea	CHELSEA- BRIDGE SUPERSTRUCTURE REPLACEMENT C-09-013, WASHINGTON AVENUE, CARTER STREET & COUNTY ROAD/ROUTE 1	6	NGBP	\$10,584,000	\$10,584,000	\$0	\$10,584,000					MassDOT	
2025	612143	Merrimack Valley	Andover	ANDOVER- BRIDGE REPLACEMENT, A-09-015, TEWKSBURY STREET OVER MBTA/BMRR	4	NGBP	\$17,383,839	\$17,383,839	\$0	\$17,383,839						
2025	612162	Berkshire Region	Pittsfield	PITTSFIELD- BRIDGE REPLACEMENT, P-10-039, WAHCONAH STREET OVER WEST BRANCH HOUSATONIC	1	NGBP	\$5,748,999	\$5,748,999	\$0	\$5,748,999						
2025	612164	Franklin Region	Montague	MONTAGUE- BRIDGE REPLACEMENT, M-28-034, NORTH LEVERETT ROAD OVER SAWMILL RIVER	2	NGBP	\$6,430,923	\$6,430,923	\$0	\$6,430,923						
2025	612168	Berkshire Region	Pittsfield	PITTSFIELD- BRIDGE REPLACEMENT, P-10-040, PONTOOSUC AVE OVER WEST BRANCH HOUSATONIC	1	NGBP	\$2,775,052	\$2,775,052	\$0	\$2,775,052						
2025	612173	Boston Region	Bellingham	BELLINGHAM- BRIDGE REPLACEMENT, B-06-022, MAPLE STREET OVER I-495	3	NGBP	\$14,249,535	\$14,249,535	\$0	\$14,249,535					MassDOT	
2025	612175	Pioneer Valley	Russell	RUSSELL- BRIDGE REPLACEMENT, R-13-004, BLANDFORD STAGE RD OVER STAGE BROOK	1	NGBP	\$1,851,614	\$1,851,614	\$0	\$1,851,614						
2025	612178	Boston Region	Natick	NATICK- BRIDGE REPLACEMENT, N-03-010, SPEEN STREET OVER RR MBTA/CSX	3	NGBP	\$6,711,629	\$6,711,629	\$0	\$6,711,629					MassDOT	
2025	612183	Berkshire Region	Great Barrington	GREAT BARRINGTON- BRIDGE REPLACEMENT, G-11-002, DIVISION STREET OVER HOUSATONIC RIVER	1	NGBP	\$15,634,939	\$15,634,939	\$0	\$15,634,939						
2025	612190	Central Mass	Holden	HOLDEN- BRIDGE REPLACEMENT, H-18-004, SALISBURY STREET OVER PW RAILROAD	3	NGBP	\$4,316,485	\$4,316,485	\$0	\$4,316,485					MassDOT	Construction, Total Project Cost = \$4,316,485, Design Status = Approved, YOE = 8%
2025	612196	Boston Region	Braintree	BRAINTREE- BRIDGE REPLACEMENT, B-21-067, JW MAHER HIGHWAY OVER MONATIQUOT RIVER	6	NGBP	\$11,876,518	\$11,876,518	\$0	\$11,876,518					MassDOT	
Bridge On-system NHS								\$243,341,765	\$0	\$243,341,765						





STIP Investments Report

STIP: 2023 - 2027 (D)																
Year	MassDOT Project ID	MPO	Municipality	MassDOT Project Description	District	Funding Source	Adjusted TFPC	Total Programmed Funds	Federal Funds	Non-Federal Funds	MPO Project Score	Entity Receiving Transfer	PSAC Score	Earmark Details	Proponent	Other Information
Federal Fiscal Year 2025								\$1,878,840,448	\$960,028,741	\$918,811,707						
2025	604564	Boston Region	Maynard	MAYNARD- BRIDGE REPLACEMENT, M-10-004, ROUTE 62 (MAIN STREET) OVER THE ASSABET RIVER	3	NGBP	\$1,848,258	\$1,520,953	\$0	\$1,520,953					MassDOT	
2025	607349	Statewide	Multiple	NORWELL- PEMBROKE- BRIDGE REPLACEMENT, N-24-004=P-05-008, ROUTE 3 (NB & SB) OVER NORTH RIVER	5	NGBP	\$24,449,040	\$24,449,040	\$0	\$24,449,040						
2025	607684	Boston Region	Braintree	BRAINTREE- BRIDGE REPLACEMENT, B-21-017, WASHINGTON STREET (ST 37) OVER MBTA/CSX RAILROAD	6	NGBP	\$7,681,489	\$7,681,489	\$0	\$7,681,489					MassDOT	
2025	609430	Berkshire Region	Great Barrington	GREAT BARRINGTON- BRIDGE REPLACEMENT, G-11-014, STATE ROAD (ROUTES 7/23) OVER THE HOUSATONIC RIVER	1	NGBP	\$11,684,995	\$11,684,995	\$0	\$11,684,995						
2025	612028	Boston Region	Stoneham	STONEHAM- DECK REPLACEMENT & SUPERSTRUCTURE REPAIRS, S-27-006 (2L2), (ST 28) FELLSWAY WEST OVER I-93	4	NGBP	\$3,240,000	\$3,240,000	\$0	\$3,240,000					MassDOT	
2025	612151	Montachusett	Athol	ATHOL- BRIDGE REPLACEMENT, A-15-013, ST 2A/MAIN STREET OVER BMRR	2	NGBP	\$4,257,290	\$4,257,290	\$0	\$4,257,290						
2025	612158	Merrimack Valley	Methuen	METHUEN- BRIDGE REPLACEMENT, M-17-026, ROUTE 213 EB/WB OVER THE METHUEN RAIL TRAIL	4	NGBP	\$4,598,252	\$4,598,252	\$0	\$4,598,252						
2025	612159	Franklin Region	Bernardston	BERNARDSTON- BRIDGE REPLACEMENT, B-10-001, ROUTE 10 OVER FALL RIVER	2	NGBP	\$18,821,823	\$18,821,823	\$0	\$18,821,823						
2025	612160	Pioneer Valley	Multiple	MONSON- PALMER- BRIDGE REPLACEMENT, M-27-008=P-01-008, ROUTE 32 OVER QUABOAG RIVER	2	NGBP	\$7,079,698	\$7,079,698	\$0	\$7,079,698						
2025	612176	Pioneer Valley	Huntington	HUNTINGTON- BRIDGE REPLACEMENT, H-27-008, ST 112 WORTHINGTON ROAD OVER WATER POND BROOK	1	NGBP	\$5,097,856	\$5,097,856	\$0	\$5,097,856						
2025	612177	Berkshire Region	Lanesborough	LANESBOROUGH- BRIDGE REPLACEMENT, L-03-015, US 7 WILLMSTOWN ROAD OVER WATER BRODIE MOUNTAIN BROOK	1	NGBP	\$2,069,451	\$2,069,451	\$0	\$2,069,451						



STIP Investments Report

STIP: 2023 - 2027 (D)																
Year	MassDOT Project ID	MPO	Municipality	MassDOT Project Description	District	Funding Source	Adjusted TFPC	Total Programmed Funds	Federal Funds	Non-Federal Funds	MPO Project Score	Entity Receiving Transfer	PSAC Score	Earmark Details	Proponent	Other Information
Federal Fiscal Year 2025								\$1,878,840,448	\$960,028,741	\$918,811,707						
2025	612182	Boston Region	Newton	NEWTON- BRIDGE REPLACEMENT, N-12-040, BOYLSTON STREET OVER GREEN LINE D	6	NGBP	\$15,186,854	\$15,186,854	\$0	\$15,186,854					MassDOT	
2025	612184	Boston Region	Revere	REVERE- BRIDGE REPLACEMENT, R-05-015, REVERE BEACH PARKWAY OVER BROADWAY	4	NGBP	\$20,243,805	\$20,243,805	\$0	\$20,243,805					MassDOT	
2025	612187	Pioneer Valley	Chicopee	CHICOPEE- BRIDGE PRESERVATION, C-13-038, I-391 OVER (ST 116) CHICOPEE STREET	2	NGBP	\$38,102,400	\$38,102,400	\$0	\$38,102,400						
2025	612192	Central Mass	Auburn	AUBURN- BRIDGE REPLACEMENT, A-17-038, US 20 (WB) WASHINGTON STREET OVER I-395	3	NGBP	\$13,529,400	\$13,529,400	\$0	\$13,529,400					MassDOT	Construction, Total Project Cost = \$13,529,400, Design Status = Approved, YOE = 8%
2025	612193	Merrimack Valley	Andover	ANDOVER- BRIDGE PRESERVATION, A-09-022, I-93 OVER MERRIMACK RIVER	4	NGBP	\$38,102,400	\$38,102,400	\$0	\$38,102,400						
2025	612195	Central Mass	Worcester	WORCESTER- SUPERSTRUCTURE REPLACEMENT, W-44-091, I-290 OVER EAST CENTRAL STREET	3	NGBP	\$27,676,059	\$27,676,059	\$0	\$27,676,059					MassDOT	Construction, Total Project Cost = \$27,676,059, Design Status = Approved, YOE = 8%
NFA								\$26,680,000	\$0	\$26,680,000						
2025	607977	Boston Region	Multiple	HOPKINTON- WESTBOROUGH- RECONSTRUCTION OF I-90/I-495 INTERCHANGE	3	NFA	\$300,942,837	\$26,680,000	\$0	\$26,680,000					MassDOT	Construction; HIP+NHPP+NFA+NFP+Other FA = \$300,942,837; Project funded over six fiscal years (2022-2027); Funding in this TIP = \$274,036,314.





STIP Investments Report

STIP: 2023 - 2027 (D)																
Year	MassDOT Project ID	MPO	Municipality	MassDOT Project Description	District	Funding Source	Adjusted TFPC	Total Programmed Funds	Federal Funds	Non-Federal Funds	MPO Project Score	Entity Receiving Transfer	PSAC Score	Earmark Details	Proponent	Other Information
Federal Fiscal Year 2026								\$1,365,618,712	\$1,057,010,558	\$308,608,154						
Section 1A / Regionally Prioritized Projects								\$273,408,268	\$219,920,175	\$53,488,093						
Roadway Reconstruction								\$199,085,635	\$159,884,816	\$39,200,819						
2026	604003	Berkshire Region	Pittsfield	PITTSFIELD- RECONSTRUCTION OF EAST STREET (ROUTE 9)	1	STBG	\$8,136,808	\$8,136,808	\$6,509,446	\$1,627,362	6 of 8		52		MassDOT	Total Project Score = 8,136,807; YOE = 12%
2026	604499	Montachusett	Leominster	LEOMINSTER- RECONSTRUCTION/ REHABILITATION ON ROUTE 12 (CENTRAL STREET), INCLUDING REHABILITATION OF L-08-022	3	HSIP	\$13,814,345	\$0	\$0	\$0	38		55.5		MassDOT	Project is advance constructed over three years (FFY 2024-2025).
2026	604499	Montachusett	Leominster	LEOMINSTER- RECONSTRUCTION/ REHABILITATION ON ROUTE 12 (CENTRAL STREET), INCLUDING REHABILITATION OF L-08-022	3	STBG	\$13,814,345	\$0	\$0	\$0	38		55.5		MassDOT	Project is advance constructed over three years (FFY 2024-2025).
2026	604499	Montachusett	Leominster	LEOMINSTER- RECONSTRUCTION/ REHABILITATION ON ROUTE 12 (CENTRAL STREET), INCLUDING REHABILITATION OF L-08-022	3	TAP	\$13,814,345	\$0	\$0	\$0	38		55.5		MassDOT	Project is advance constructed over three years (FFY 2024-2025).
2026	605983	Franklin Region	Whately	WHATELY- REHABILITATION OF HAYDENVILLE ROAD, FROM CONWAY ROAD TO THE WILLIAMSBURG T.L. (1.7 MILES)	2	STBG	\$9,638,019	\$4,099,675	\$3,279,740	\$819,935	7.3		25.5		MassDOT	Project is AC'd between FFY 2025 (\$5,538,344) and FFY 2026 (\$4,099,675).
2026	606226	Boston Region	Boston	BOSTON- RECONSTRUCTION OF RUTHERFORD AVENUE, FROM CITY SQUARE TO SULLIVAN SQUARE	6	NHPP	\$190,696,612	\$12,000,000	\$9,600,000	\$2,400,000	59		51		Boston	Construction; NHPP+STBG+TAP Total Cost = \$190,696,612; AC schedule over 5 years (2025-2029); Total funding in this TIP = \$99,783,959; \$25,000,000 in anticipated funding provided by City of Boston; MPO Evaluation Score = 59; TAP Proponent = Boston.



STIP Investments Report

STIP: 2023 - 2027 (D)																
Year	MassDOT Project ID	MPO	Municipality	MassDOT Project Description	District	Funding Source	Adjusted TFPC	Total Programmed Funds	Federal Funds	Non-Federal Funds	MPO Project Score	Entity Receiving Transfer	PSAC Score	Earmark Details	Proponent	Other Information
Federal Fiscal Year 2026								\$1,365,618,712	\$1,057,010,558	\$308,608,154						
2026	606226	Boston Region	Boston	BOSTON- RECONSTRUCTION OF RUTHERFORD AVENUE, FROM CITY SQUARE TO SULLIVAN SQUARE	6	STBG	\$190,696,612	\$19,500,000	\$15,600,000	\$3,900,000	59		51		Boston	Construction; NHPP+STBG+TAP Total Cost = \$190,696,612; AC schedule over 5 years (2025-2029); Total funding in this TIP = \$99,783,959; \$25,000,000 in anticipated funding provided by City of Boston; MPO Evaluation Score = 59; TAP Proponent = Boston.
2026	606226	Boston Region	Boston	BOSTON- RECONSTRUCTION OF RUTHERFORD AVENUE, FROM CITY SQUARE TO SULLIVAN SQUARE	6	TAP	\$190,696,612	\$2,000,000	\$1,600,000	\$400,000	59		51		Boston	Construction; NHPP+STBG+TAP Total Cost = \$190,696,612; AC schedule over 5 years (2025-2029); Total funding in this TIP = \$99,783,959; \$25,000,000 in anticipated funding provided by City of Boston; MPO Evaluation Score = 59; TAP Proponent = Boston.
2026	607231	Pioneer Valley	Williamsburg	WILLIAMSBURG- RECONSTRUCTION OF MOUNTAIN STREET	1	STBG	\$14,630,100	\$14,630,100	\$11,704,080	\$2,926,020	33					Construction (YOE \$13,997,241) TEC 33 / 25%
2026	607440	Southeastern Mass	Mattapoisett	MATTAPOISETT- CORRIDOR IMPROVEMENTS AND RELATED WORK ON MAIN STREET, WATER STREET, BEACON STREET AND MARION ROAD.	5	CMAQ	\$10,232,154	\$1,023,215	\$818,572	\$204,643	48		28.5		Mattapoisett	a) Construction; b) Total Cost = \$10,232,154 - STBG d) EC Score 48 of 100; h) Project Proponent - Mattapoisett; i) Status Pre 25%
2026	607440	Southeastern Mass	Mattapoisett	MATTAPOISETT- CORRIDOR IMPROVEMENTS AND RELATED WORK ON MAIN STREET, WATER STREET, BEACON STREET AND MARION ROAD.	5	STBG	\$10,232,154	\$9,208,939	\$7,367,151	\$1,841,788	48		28.5		Mattapoisett	a) Construction; b) Total Cost = \$10,232,154 - STBG d) EC Score 48 of 100; h) Project Proponent - Mattapoisett; i) Status Pre 25%
2026	608045	Boston Region	Milford	MILFORD- REHABILITATION ON ROUTE 16, FROM ROUTE 109 TO BEAVER STREET	3	HSIP	\$10,119,616	\$1,000,000	\$900,000	\$100,000	43		58		MassDOT	Construction; HSIP+STBG Total Cost = \$10,119,616; MPO Evaluation Score = 43.
2026	608045	Boston Region	Milford	MILFORD- REHABILITATION ON ROUTE 16, FROM ROUTE 109 TO BEAVER STREET	3	STBG	\$10,119,616	\$9,119,616	\$7,295,693	\$1,823,923	43		58		MassDOT	Construction; HSIP+STBG Total Cost = \$10,119,616; MPO Evaluation Score = 43.
2026	608051	Boston Region	Wilmington	WILMINGTON- RECONSTRUCTION ON ROUTE 38 (MAIN STREET), FROM ROUTE 62 TO THE WOBURN C.L.	4	STBG	\$24,644,177	\$0	\$0	\$0	59		64		MassDOT	Construction; CMAQ+HSIP+STBG Total Cost = \$24,644,177; MPO Evaluation Score = 59



STIP Investments Report

STIP: 2023 - 2027 (D)																
Year	MassDOT Project ID	MPO	Municipality	MassDOT Project Description	District	Funding Source	Adjusted TFPC	Total Programmed Funds	Federal Funds	Non-Federal Funds	MPO Project Score	Entity Receiving Transfer	PSAC Score	Earmark Details	Proponent	Other Information
Federal Fiscal Year 2026								\$1,365,618,712	\$1,057,010,558	\$308,608,154						
2026	608095	Merrimack Valley	North Andover	NORTH ANDOVER- CORRIDOR IMPROVEMENTS ON ROUTE 114, BETWEEN WAVERLY ROAD & WILLOW/MILL STREET	4	STBG	\$34,083,859	\$12,916,056	\$10,332,845	\$2,583,211	12.42		74			a) Construction; b) \$34,083,859 STBG (inflated 4% from 2023 cost) = FFY 2024 (\$5,495,380) + FFY 2025 (\$13,239,974) + FFY 2026 (\$12,916,056) + FFY 2027 (\$2,432,449) c) AC years 1-4 FFY 2024-2027; d) TEC = 12.42 out of 18.
2026	608424	Montachusett	Templeton	TEMPLETON- RECONSTRUCTION OF ROUTE 68, FROM KING PHILLIP TRAIL (ROUTE 202) NORTH TO THE PHILLIPSTON TOWN LINE (2.65 MILES)	2	STBG	\$6,790,886	\$6,790,886	\$5,432,709	\$1,358,177	18		23		Municipality	
2026	608506	Old Colony	Hanson	HANSON- CORRIDOR IMPROVEMENTS ON ROUTE 14 (MAQUAN STREET), FROM THE PEMBROKE T.L. TO INDIAN HEAD STREET AND RELATED WORK	5	STBG	\$11,548,342	\$5,232,158	\$4,185,726	\$1,046,432	38.22					Construction; Total Cost is \$10,311,020; Advance Construction (AC); AC Phase 1 Year of Expenditure in 2026 is \$5,232,158; AC Phase 2 Year of Expenditure in 2027 is \$6,316,184; TEC Score 38.22; Status is 25% Design
2026	608547	Berkshire Region	Egremont	EGREMONT- RECONSTRUCTION OF MOUNT WASHINGTON ROAD	1	STBG	\$9,460,201	\$2,242,457	\$1,793,966	\$448,491	4 of 8				Egremont	AC 1 of 2; Total Project Cost = \$9,446,080; YOE = 12%
2026	608737	Berkshire Region	Dalton	DALTON- RECONSTRUCTION OF DALTON DIVISION ROAD	1	STBG	\$11,470,080	\$0	\$0	\$0	6 of 8		43.3		Dalton	AC 1 of 2; Total Project Cost = \$11,470,080; YOE = 16%
2026	608750	Southeastern Mass	Plainville	PLAINVILLE- RECONSTRUCTION OF SOUTH STREET (ROUTE 1A), FROM SHARLENE LANE TO EVERETT STREET AND RELATED WORK	5	STBG	\$10,814,041	\$10,814,041	\$8,651,233	\$2,162,808	68		47.5		Plainville	a) Construction; b) Total Cost = \$10,814,041 - STBG d) EC Score 68 of 100; h) Project Proponent - Plainville; i) Status Pre 25%
2026	608785	Pioneer Valley	South Hadley	SOUTH HADLEY- RECONSTRUCTION OF MAIN STREET FROM THE CHICOPEE CITY LINE TO CANAL STREET (0.67 MILES)	2	STBG	\$6,084,772	\$6,084,772	\$4,867,818	\$1,216,954	39		45.5			Construction (YOE \$6,084,772) TEC 39 / 25%
2026	608954	Boston Region	Weston	WESTON- RECONSTRUCTION ON ROUTE 30	6	STBG	\$17,028,272	\$13,028,272	\$10,422,618	\$2,605,654	49.2		36		Weston	Construction; STBG+TAP Total Cost = \$17,028,272; MPO Evaluation Score = 49.2. TAP Proponent = Weston.



STIP Investments Report

STIP: 2023 - 2027 (D)																
Year	MassDOT Project ID	MPO	Municipality	MassDOT Project Description	District	Funding Source	Adjusted TFPC	Total Programmed Funds	Federal Funds	Non-Federal Funds	MPO Project Score	Entity Receiving Transfer	PSAC Score	Earmark Details	Proponent	Other Information
Federal Fiscal Year 2026								\$1,365,618,712	\$1,057,010,558	\$308,608,154						
2026	608954	Boston Region	Weston	WESTON- RECONSTRUCTION ON ROUTE 30	6	TAP	\$17,028,272	\$4,000,000	\$3,200,000	\$800,000	49.2		36		Weston	Construction; STBG+TAP Total Cost = \$17,028,272; MPO Evaluation Score = 49.2. TAP Proponent = Weston.
2026	608990	Central Mass	Worcester	WORCESTER- INTERSECTION IMPROVEMENTS AND RESURFACING ON CHANDLER STREET, FROM MAIN STREET TO QUEEN STREET	3	HSIP	\$6,163,080	\$4,163,080	\$3,746,772	\$416,308	18		56		Worcester	Construction, HSIP + STBG = \$6,163,080, Design Status = Approved, PM Score = 18, YOE = 12%
2026	608990	Central Mass	Worcester	WORCESTER- INTERSECTION IMPROVEMENTS AND RESURFACING ON CHANDLER STREET, FROM MAIN STREET TO QUEEN STREET	3	STBG	\$6,163,080	\$2,000,000	\$1,600,000	\$400,000	18		56		Worcester	Construction, HSIP + STBG = \$6,163,080, Design Status = Approved, PM Score = 18, YOE = 12%
2026	609061	Pioneer Valley	Chicopee	CHICOPEE- INTERSECTION IMPROVEMENTS AT MONTGOMERY STREET, GRANBY ROAD, AND MCKINSTRY AVENUE	2	STBG	\$9,910,762	\$9,910,762	\$7,928,610	\$1,982,152	54.5		56			Construction (YOE \$9,910,762) TEC 54.5 / 25%
2026	609202	Franklin Region	Greenfield	GREENFIELD- RESURFACING AND RELATED WORK ON MONTAGUE CITY ROAD	2	STBG	\$3,305,714	\$3,305,714	\$2,644,571	\$661,143	10.6		53		MassDOT	
2026	609317	Northern Middlesex	Chelmsford	CHELMSFORD- IMPROVEMENTS ON CHELMSFORD STREET (ROUTE 110)	4	STBG	\$12,264,000	\$6,594,566	\$5,275,653	\$1,318,913	8.67				Town of Chelmsford	Total Cost: \$10,950,000; YOE: \$12,264,000 STBG; TEC: 8.67 out of 16. AC 2026-2027.
2026	609437	Boston Region	Multiple	SALEM- PEABODY- BOSTON STREET IMPROVEMENTS	4	STBG	\$13,977,600	\$13,977,600	\$11,182,080	\$2,795,520	67.8		63.5		Salem	Construction; STBG Total Cost = \$13,977,600; MPO Evaluation Score = 67.8.
2026	611933	Central Mass	Sturbridge	STURBRIDGE- ROUNDABOUT CONSTRUCTION AT THE INTERSECTION OF ROUTE 20 AND ROUTE 131	3	STBG	\$7,172,592	\$7,172,592	\$5,738,074	\$1,434,518	15		54.5		MassDOT	Construction, Total Project Cost = \$7,172,592, Design Status = Approved, PM Score = 15, YOE = 12%
2026	611986	Cape Cod	Mashpee	MASHPEE- CORRIDOR IMPROVEMENTS & RELATED WORK ON ROUTE 151, FROM THE FALMOUTH T.L. TO OLD BARNSTABLE ROAD (PHASE 2)	5	CMAQ	\$15,390,000	\$2,000,000	\$1,600,000	\$400,000	81		58		Mashpee	AC over 2025-2026; Municipality is TAP Proponent; RSA conducted; CMAQ approved



STIP Investments Report

STIP: 2023 - 2027 (D)																
Year	MassDOT Project ID	MPO	Municipality	MassDOT Project Description	District	Funding Source	Adjusted TFPC	Total Programmed Funds	Federal Funds	Non-Federal Funds	MPO Project Score	Entity Receiving Transfer	PSAC Score	Earmark Details	Proponent	Other Information
Federal Fiscal Year 2026								\$1,365,618,712	\$1,057,010,558	\$308,608,154						
2026	611986	Cape Cod	Mashpee	MASHPEE- CORRIDOR IMPROVEMENTS & RELATED WORK ON ROUTE 151, FROM THE FALMOUTH T.L. TO OLD BARNSTABLE ROAD (PHASE 2)	5	HSIP	\$15,390,000	\$1,000,000	\$900,000	\$100,000	81		58		Mashpee	AC over 2025-2026; Municipality is TAP Proponent; RSA conducted; CMAQ approved
2026	611986	Cape Cod	Mashpee	MASHPEE- CORRIDOR IMPROVEMENTS & RELATED WORK ON ROUTE 151, FROM THE FALMOUTH T.L. TO OLD BARNSTABLE ROAD (PHASE 2)	5	STBG	\$15,390,000	\$6,634,326	\$5,307,461	\$1,326,865	81		58		Mashpee	AC over 2025-2026; Municipality is TAP Proponent; RSA conducted; CMAQ approved
2026	611986	Cape Cod	Mashpee	MASHPEE- CORRIDOR IMPROVEMENTS & RELATED WORK ON ROUTE 151, FROM THE FALMOUTH T.L. TO OLD BARNSTABLE ROAD (PHASE 2)	5	TAP	\$15,390,000	\$500,000	\$400,000	\$100,000	81		58		Mashpee	AC over 2025-2026; Municipality is TAP Proponent; RSA conducted; CMAQ approved
Intersection Improvements								\$37,955,580	\$30,941,717	\$7,013,863						
2026	605857	Boston Region	Norwood	NORWOOD- INTERSECTION IMPROVEMENTS @ ROUTE 1 & UNIVERSITY AVENUE/EVERETT STREET	5	STBG	\$24,837,870	\$15,837,870	\$12,670,296	\$3,167,574	55		59		Norwood	Construction; HSIP+CMAQ+STBG+NHPP Total Cost = \$24,837,870; 2-year AC schedule (2025-26); MPO Evaluation Score = 55
2026	606002	Old Colony	Duxbury	DUXBURY- SIGNAL INSTALLATION @ ROUTE 3 (NB & SB) RAMPS & ROUTE 3A (TREMONT STREET)	5	STBG	\$2,688,000	\$2,688,000	\$2,150,400	\$537,600	38.22					Construction; Total Cost is \$2,400,000; Year of Expenditure is \$2,688,000; TEC Score is 38.22; Status is Pre-25% Design
2026	608940	Boston Region	Weston	WESTON- INTERSECTION IMPROVEMENTS BOSTON POST ROAD (ROUTE 20) @ WELLESLEY STREET	6	HSIP	\$2,681,330	\$2,681,330	\$2,413,197	\$268,133	50.6		42		Weston	Construction; HSIP Total Cost = \$2,681,330; MPO Evaluation Score = 50.6.
2026	609250	Northern Middlesex	Billerica	BILLERICA- INTERSECTION IMPROVEMENTS AT BOSTON ROAD (ROUTE 3A), LEXINGTON STREET AND GLAD VALLEY ROAD	4	STBG	\$4,805,248	\$4,523,339	\$3,618,671	\$904,668	7.55				Town of Billerica	Total Cost: \$4,290,400; YOE: \$4,805,248 STBG, TAP; TEC: 7.55 out of 16.
2026	609250	Northern Middlesex	Billerica	BILLERICA- INTERSECTION IMPROVEMENTS AT BOSTON ROAD (ROUTE 3A), LEXINGTON STREET AND GLAD VALLEY ROAD	4	TAP	\$4,805,248	\$281,909	\$225,527	\$56,382	7.55				Town of Billerica	Total Cost: \$4,290,400; YOE: \$4,805,248 STBG, TAP; TEC: 7.55 out of 16.
2026	609440	Old Colony	Abington	ABINGTON- INTERSECTION IMPROVEMENTS AT HANCOCK STREET AND CHESTNUT STREET	5	STBG	\$5,374,667	\$5,374,667	\$4,299,734	\$1,074,933	41.06					Construction; Total Cost is \$4,798,810; Year of Expenditure is \$5,374,667; TEC Score is 41.06; Status is 25% Design





STIP Investments Report

STIP: 2023 - 2027 (D)																	
2026	609441	Central Mass	Northbridge	NORTHBRIDGE- INTERSECTION IMPROVEMENTS AT ROUTE 122 (PROVIDENCE ROAD), SCHOOL STREET, SUTTON STREET, AND UPTON STREET	3	HSIP	\$3,091,200	\$3,091,200	\$2,782,080	\$309,120	16			37		Northbridge	Construction, Total Project Cost = \$3,091,200, Design Status = Approved, PM Score = 16, YOE = 12%
2026	610798	Southeastern Mass	New Bedford	NEW BEDFORD- INTERSECTION IMPROVEMENTS AT MOUNT PLEASANT STREET AND NASH ROAD	5	STBG	\$3,477,265	\$3,477,265	\$2,781,812	\$695,453	53					New Bedford	a) Construction; b) Total Cost = \$3,477,265 - STBG d) EC Score 53 of 100; h) Project Proponent - New Bedford; i) Status Pre 25%
Bicycle and Pedestrian								\$21,034,382	\$16,827,506	\$4,206,876							
2026	609204	Boston Region	Belmont	BELMONT- COMMUNITY PATH, BELMONT COMPONENT OF THE MCRT (PHASE I)	4	CMAQ	\$21,034,382	\$7,000,000	\$5,600,000	\$1,400,000	64.6			39		Belmont	Construction; TAP+CMAQ+STBG Total Cost = \$21,034,382; MPO Evaluation Score = 64.6; TAP Proponent = Belmont.
2026	609204	Boston Region	Belmont	BELMONT- COMMUNITY PATH, BELMONT COMPONENT OF THE MCRT (PHASE I)	4	STBG	\$21,034,382	\$9,034,382	\$7,227,506	\$1,806,876	64.6			39		Belmont	Construction; TAP+CMAQ+STBG Total Cost = \$21,034,382; MPO Evaluation Score = 64.6; TAP Proponent = Belmont.
2026	609204	Boston Region	Belmont	BELMONT- COMMUNITY PATH, BELMONT COMPONENT OF THE MCRT (PHASE I)	4	TAP	\$21,034,382	\$5,000,000	\$4,000,000	\$1,000,000	64.6			39		Belmont	Construction; TAP+CMAQ+STBG Total Cost = \$21,034,382; MPO Evaluation Score = 64.6; TAP Proponent = Belmont.
Flex to FTA								\$6,500,000	\$5,200,000	\$1,300,000							
2026	S12113	Boston Region		TRANSIT MODERNIZATION PROGRAM		CMAQ	\$19,500,000	\$6,500,000	\$5,200,000	\$1,300,000	N/A					Regionwide	Construction; Flex to FTA; Set aside for LRTP Transit Modernization Program
Transit Grant Program								\$2,900,000	\$2,320,000	\$580,000							
2026	S12124	Boston Region	Multiple	COMMUNITY CONNECTIONS PROGRAM		CMAQ	\$6,716,799	\$2,500,000	\$2,000,000	\$500,000	N/A					Regionwide	Planning, Design, or Construction; Set Aside for LRTP Community Connections Program
2026	S12688	Central Mass		CMMPO LRTP MICRO-PROJECTS PROGRAM		TAP	\$400,000	\$400,000	\$320,000	\$80,000							Set aside for LRTP Micro-Projects Program
Roadway Improvements								\$5,932,671	\$4,746,137	\$1,186,534							
2026	608456	Central Mass	Upton	UPTON- CULVERT REPLACEMENT, MILFORD STREET (ROUTE 140) OVER UNNAMED TRIBUTARY TO CENTER BROOK	3	STBG	\$1,003,800	\$1,003,800	\$803,040	\$200,760	9					MassDOT	Construction, Total Project Cost = \$1,003,800, Design Status = Approved, PM Score = 9, YOE = 12%
2026	609213	Montachusett	Harvard	HARVARD- RESURFACING AND BOX WIDENING ON AYER ROAD, FROM ROUTE 2 TO THE AYER TOWN LINE	3	STBG	\$11,353,264	\$4,928,871	\$3,943,097	\$985,774	35			49.5		Municipality	Project is advance constructed between FFY 2026 and FFY 2027.



STIP Investments Report

STIP: 2023 - 2027 (D)																
Year	MassDOT Project ID	MPO	Municipality	MassDOT Project Description	District	Funding Source	Adjusted TFPC	Total Programmed Funds	Federal Funds	Non-Federal Funds	MPO Project Score	Entity Receiving Transfer	PSAC Score	Earmark Details	Proponent	Other Information
Federal Fiscal Year 2026								\$1,365,618,712	\$1,057,010,558	\$308,608,154						
Section 1B / Earmark or Discretionary Grant Funded Projects								\$327,568,873	\$262,055,098	\$65,513,775						
Earmark Discretionary								\$0	\$0	\$0						
2026	607977	Boston Region	Multiple	HOPKINTON- WESTBOROUGH- RECONSTRUCTION OF I-90/I-495 INTERCHANGE	3	HIP	\$300,942,837	\$0	\$0	\$0					MassDOT	Construction; HIP+NHPP+NFA+NFP+Other FA = \$300,942,837; Project funded over six fiscal years (2022-2027); Funding in this TIP = \$274,036,314.
Bridge On-system Non-NHS NB								\$7,204,512	\$5,763,610	\$1,440,902						
2026	612075	Boston Region	Salem	SALEM- BRIDGE REPLACEMENT, S-01-024, JEFFERSON AVENUE OVER PARALLEL STREET	4	HIP-BR	\$3,239,040	\$3,239,040	\$2,591,232	\$647,808					MassDOT	
2026	612099	Boston Region		ASHLAND- BRIDGE REPLACEMENT, A-14-006, CORDAVILLE ROAD OVER SUDBURY RIVER	3	HIP-BR	\$3,965,472	\$3,965,472	\$3,172,378	\$793,094					MassDOT	
Bridge On-System NHS NB								\$255,364,361	\$204,291,489	\$51,072,872						
2026	606527	Southeastern Mass	New Bedford	NEW BEDFORD- SUPERSTRUCTURE REPLACEMENT, N-06-020, I-195 (EB & WB) RAMP C & F OVER ST 18, COUNTY STREET, STATE STREET, MASS COASTAL RAILROAD, PURCHASE STREET, WELD STREET, INCLUDES REPLACING N-06-046, I-195 (EB) RAMP F OVER WELD STREET	5	HIP-BR	\$151,702,543	\$52,105,101	\$41,684,081	\$10,421,020						
2026	612496	Boston Region	Somerville	SOMERVILLE- BRIDGE PRESERVATION, S-17-031, I-93 (NB & SB) FROM ROUTE 28 TO TEMPLE STREET (PHASE 2)	4	HIP-BR	\$203,259,260	\$203,259,260	\$162,607,408	\$40,651,852					MassDOT	
Bridge Systematic Maintenance NB								\$65,000,000	\$52,000,000	\$13,000,000						
2026	S12660	Statewide		BIL-BFP SYSTEMATIC BRIDGE MAINTENANCE		HIP-BR	\$250,000,000	\$65,000,000	\$52,000,000	\$13,000,000						
Section 2A / State Prioritized Reliability Projects								\$385,877,947	\$288,832,016	\$97,045,931						
Bridge Off-system								\$55,696,487	\$44,557,190	\$11,139,297						
2026	608634	Franklin Region	Deerfield	DEERFIELD- BRIDGE REPLACEMENT, D-06-001, UPPER ROAD OVER DEERFIELD RIVER	2	STBG-BR-Off	\$22,964,784	\$22,964,784	\$18,371,827	\$4,592,957						



STIP Investments Report

STIP: 2023 - 2027 (D)																
Year	MassDOT Project ID	MPO	Municipality	MassDOT Project Description	District	Funding Source	Adjusted TFPC	Total Programmed Funds	Federal Funds	Non-Federal Funds	MPO Project Score	Entity Receiving Transfer	PSAC Score	Earmark Details	Proponent	Other Information
Federal Fiscal Year 2026								\$1,365,618,712	\$1,057,010,558	\$308,608,154						
2026	608869	Pioneer Valley	Northampton	NORTHAMPTON- BRIDGE REPLACEMENT, N-19-068, OLD SPRINGFIELD ROAD OVER THE MILL RIVER	2	STBG-BR-Off	\$5,937,066	\$0	\$0	\$0						
2026	609068	Berkshire Region	Sheffield	SHEFFIELD- BRIDGE REPLACEMENT, S-10-015, KELSEY ROAD OVER SCHENOB BROOK	1	STBG-BR-Off	\$1,743,168	\$1,743,168	\$1,394,534	\$348,634						
2026	609069	Berkshire Region	Becket	BECKET- BRIDGE REPLACEMENT, B-03-045, QUARRY ROAD OVER CUSHMAN BROOK	1	STBG-BR-Off	\$2,462,880	\$2,462,880	\$1,970,304	\$492,576						
2026	609434	Southeastern Mass	Fall River	FALL RIVER- BRIDGE REPLACEMENT, F-02-114 (C0X), JEFFERSON STREET OVER SUCKER BROOK	5	STBG-BR-Off	\$2,752,378	\$2,752,378	\$2,201,902	\$550,476					MassDOT	
2026	612074	Merrimack Valley	Lawrence	LAWRENCE- BRIDGE REPLACEMENT, L-04-012, SHORT STREET OVER SPICKET RIVER	4	STBG-BR-Off	\$3,285,005	\$3,285,005	\$2,628,004	\$657,001						
2026	612076	Boston Region	Topsfield	TOPSFIELD- BRIDGE REPLACEMENT, T-06-013, PERKINS ROW OVER MILE BROOK	4	STBG-BR-Off	\$3,258,119	\$3,258,119	\$2,606,495	\$651,624					MassDOT	
2026	612083	Franklin Region	Charlemont	CHARLEMONT- BRIDGE REPLACEMENT, C-05-009, CHICKLEY ROAD OVER CHICKLEY RIVER	1	STBG-BR-Off	\$4,362,758	\$4,362,758	\$3,490,206	\$872,552						
2026	612084	Central Mass	Barre	BARRE- BRIDGE REPLACEMENT, B-02-004, OLD COLDBROOK ROAD OVER PRINCE RIVER	2	STBG-BR-Off	\$1,339,632	\$1,339,632	\$1,071,706	\$267,926					MassDOT	Construction, Total Project Cost = \$1,339,632, Design Status = Approved, YOE = 12%
2026	612085	Franklin Region	Montague	MONTAGUE- BRIDGE REPLACEMENT, M-28-16A, SIXTH STREET OVER UTILITY CANAL	2	STBG-BR-Off	\$8,861,776	\$8,861,776	\$7,089,421	\$1,772,355						
2026	612092	Central Mass	Uxbridge	UXBRIDGE- BRIDGE REPLACEMENT, U-02-051, HOMEWARD AVENUE OVER PROVIDENCE WORCESTER RAILROAD	3	STBG-BR-Off	\$4,665,987	\$4,665,987	\$3,732,790	\$933,197					MassDOT	Construction, Total Project Cost = \$4,665,987, Design Status = Approved, YOE = 12%
Bridge On-system NHS								\$126,864,061	\$94,856,125	\$32,007,936						
2026	605304	Merrimack Valley	Haverhill	HAVERHILL- BRIDGE REPLACEMENT, H-12-007 & H-12-025, BRIDGE STREET (SR 125) OVER THE MERRIMACK RIVER AND THE ABANDONED B&M RR (PROPOSED BIKEWAY)	4	NHPP	\$108,011,904	\$56,511,904	\$45,209,523	\$11,302,381						Project ACd over 2024-2026





STIP Investments Report

STIP: 2023 - 2027 (D)																
Year	MassDOT Project ID	MPO	Municipality	MassDOT Project Description	District	Funding Source	Adjusted TFPC	Total Programmed Funds	Federal Funds	Non-Federal Funds	MPO Project Score	Entity Receiving Transfer	PSAC Score	Earmark Details	Proponent	Other Information
Federal Fiscal Year 2026								\$1,365,618,712	\$1,057,010,558	\$308,608,154						
2026	605321	Boston Region	Norwood	NORWOOD- BRIDGE PRESERVATION, N-25-026, PROVIDENCE HIGHWAY (STATE ROUTE 1) OVER THE NEPONSET RIVER	5	NHPP	\$3,588,426	\$3,588,426	\$2,870,741	\$717,685					MassDOT	
2026	606449	Boston Region	Cambridge	CAMBRIDGE- BRIDGE REPLACEMENT, C-01-008, FIRST STREET BRIDGE & C-01-040, LAND BOULEVARD/BROAD CANAL BRIDGE	6	NHPP	\$14,896,000	\$14,896,000	\$11,916,800	\$2,979,200					MassDOT	
2026	606522	Merrimack Valley	Andover	ANDOVER- BRIDGE REHABILITATION, A-09-036, I-495 OVER ST 28 (SB), A-09-037, I-495 OVER B&M AND MBTA, A-09-041, I-495 OVER ST 28 (NB)	4	NHPP	\$173,075,000	\$15,633,589	\$12,506,871	\$3,126,718						Project ACd over 2023-2026
2026	609466	Merrimack Valley	Haverhill	HAVERHILL- BRIDGE REPLACEMENT, H-12-040, I-495 (NB & SB) OVER MERRIMACK RIVER	4	NHPP	\$96,087,420	\$23,692,243	\$18,953,794	\$4,738,449						Project ACd over 2024-2027
2026	612181	Central Mass	Charlton	CHARLTON- BRIDGE REPLACEMENT, C-06-019, US 20 STURBRIDGE ROAD OVER CADY BROOK	3	NHPP	\$4,247,994	\$4,247,994	\$3,398,395	\$849,599					MassDOT	Construction, Total Project Cost = \$4,247,994, Design Status = Approved, YOE = 12%
2026	612498	Berkshire Region	Pittsfield	PITTSFIELD- BRIDGE REPLACEMENT, P-10-003 & P-10-032, SOUTH STREET OVER HOUSATONIC RIVER	1	NGBP	\$8,293,905	\$8,293,905	\$0	\$8,293,905						
Safety Improvements								\$28,626,679	\$25,764,011	\$2,862,668						
2026	607748	Boston Region	Acton	ACTON- INTERSECTION & SIGNAL IMPROVEMENTS ON SR 2 & SR 111 (MASSACHUSETTS AVENUE) AT PIPER ROAD & TAYLOR ROAD	3	HSIP	\$4,231,214	\$3,500,214	\$3,150,193	\$350,021			58		MassDOT	
2026	610825	Central Mass	Shrewsbury	SHREWSBURY- REHABILITATION & BOX WIDENING ON ROUTE 20, FROM ROUTE 9 TO SOUTH STREET	3	HSIP	\$17,249,176	\$17,249,176	\$15,524,258	\$1,724,918	17				MassDOT	Construction, Total Project Cost = \$17,249,176, Design Status = Approved, YOE = 12%
2026	611952	Statewide	Multiple	HARVARD- LITTLETON- ACTON- CONCORD- GUIDE AND TRAFFIC SIGN REPLACEMENT ON A SECTION OF ROUTE 2	3	HSIP	\$617,540	\$617,540	\$555,786	\$61,754						
2026	611953	Pioneer Valley	Multiple	SPRINGFIELD- CHICOPEE- GUIDE AND TRAFFIC SIGN REPLACEMENT ON A SECTION OF INTERSTATE 291	2	HSIP	\$746,245	\$746,245	\$671,621	\$74,625						



STIP Investments Report

STIP: 2023 - 2027 (D)																
Year	MassDOT Project ID	MPO	Municipality	MassDOT Project Description	District	Funding Source	Adjusted TFPC	Total Programmed Funds	Federal Funds	Non-Federal Funds	MPO Project Score	Entity Receiving Transfer	PSAC Score	Earmark Details	Proponent	Other Information
Federal Fiscal Year 2026								\$1,365,618,712	\$1,057,010,558	\$308,608,154						
2026	611954	Boston Region	Boston	BOSTON- GUIDE AND TRAFFIC SIGN REPLACEMENT ON I-90/I-93 WITHIN CENTRAL ARTERY/TUNNEL SYSTEM	6	HSIP	\$2,513,504	\$2,513,504	\$2,262,154	\$251,350					MassDOT	
2026	S12642	Statewide		SHSP STRATEGIES IMPLEMENTATION TO ADDRESS EMPHASIS AREAS (SAFETY PROGRAM - 2026)		HSIP	\$4,000,000	\$4,000,000	\$3,600,000	\$400,000						
Non-Interstate Pavement								\$72,828,429	\$58,262,743	\$14,565,686						
2026	608819	Cape Cod	Barnstable	BARNSTABLE- RESURFACING AND RELATED WORK ON ROUTE 6	5	NHPP	\$47,196,000	\$22,696,000	\$18,156,800	\$4,539,200	49				MassDOT	AC over 2025-2026
2026	612032	Cape Cod	Multiple	PROVINCETOWN- TRURO- RESURFACING AND RELATED WORK ON ROUTE 6	5	NHPP	\$15,208,309	\$15,208,309	\$12,166,647	\$3,041,662	62				MassDOT	
2026	612049	Boston Region	Randolph	RANDOLPH- RESURFACING AND RELATED WORK ON ROUTE 24	6	NHPP	\$9,466,800	\$9,466,800	\$7,573,440	\$1,893,360					MassDOT	
2026	612050	Boston Region	Multiple	BRAINTREE- WEYMOUTH- RESURFACING AND RELATED WORK ON ROUTE 3	6	NHPP	\$8,584,520	\$8,584,520	\$6,867,616	\$1,716,904					MassDOT	
2026	612065	Pioneer Valley	Agawam	AGAWAM- RESURFACING AND RELATED WORK ON ROUTE 57	2	NHPP	\$9,660,000	\$9,660,000	\$7,728,000	\$1,932,000						
2026	612109	Pioneer Valley	Chicopee	CHICOPEE- RESURFACING AND RELATED WORK ON ROUTE 33	2	NHPP	\$7,212,800	\$7,212,800	\$5,770,240	\$1,442,560						
Interstate Pavement								\$43,426,566	\$39,083,909	\$4,342,657						
2026	609099	Statewide	Multiple	MILFORD- HOPKINTON- WESTBOROUGH- SOUTHBOROUGH- RESURFACING AND RELATED WORK ON I-495N	3	NHPP-I	\$14,692,966	\$14,692,966	\$13,223,669	\$1,469,297						
2026	612095	Central Mass	Oxford	OXFORD- INTERSTATE MAINTENANCE AND RELATED WORK ON I-395	3	NHPP-I	\$10,690,400	\$10,690,400	\$9,621,360	\$1,069,040					MassDOT	Construction, Total Project Cost = \$10,690,400, Design Status = Approved, YOE = 12%
2026	612097	Pioneer Valley	West Springfield	WEST SPRINGFIELD- INTERSTATE MAINTENANCE AND RELATED WORK ON I-91	2	NHPP-I	\$6,451,200	\$6,451,200	\$5,806,080	\$645,120						
2026	612104	Southeastern Mass	Middleborough	MIDDLEBORO- INTERSTATE MAINTENANCE AND RELATED WORK ON I-495	5	NHPP-I	\$11,592,000	\$11,592,000	\$10,432,800	\$1,159,200					MassDOT	



STIP Investments Report

STIP: 2023 - 2027 (D)																
Year	MassDOT Project ID	MPO	Municipality	MassDOT Project Description	District	Funding Source	Adjusted TFPC	Total Programmed Funds	Federal Funds	Non-Federal Funds	MPO Project Score	Entity Receiving Transfer	PSAC Score	Earmark Details	Proponent	Other Information
Federal Fiscal Year 2026								\$1,365,618,712	\$1,057,010,558	\$308,608,154						
Bridge On-system Non-NHS								\$25,550,678	\$0	\$25,550,678						
2026	612191	Central Mass	Auburn	AUBURN- BRIDGE REPLACEMENT, A-17-003, OXFORD STREET OVER KETTLE BROOK	3	NGBP	\$16,496,137	\$16,496,137	\$0	\$16,496,137					MassDOT	Construction, Total Project Cost = \$16,496,137, Design Status = Approved, YOE = 12%
2026	612510	Central Mass	Grafton	GRAFTON- BRIDGE REPLACEMENT, G-08-020, (SR 140) SHREWSBURY STREET OVER MBTA/CSX RAILROAD	3	NGBP	\$9,054,541	\$9,054,541	\$0	\$9,054,541					MassDOT	Construction, Total Project Cost = \$9,054,541, YOE = 12%
Roadway Improvements								\$1,554,627	\$1,243,702	\$310,925						
2026	609377	Statewide		DISTRICT 3- STORMWATER IMPROVEMENTS AT VARIOUS LOCATIONS ON THE CHARLES RIVER	3	STBG	\$1,554,627	\$1,554,627	\$1,243,702	\$310,925						
Bridge Inspections								\$17,900,000	\$14,320,000	\$3,580,000						
2026	S12633	Statewide		2026 Bridge Inspection & Data Control		STBG-BR-Off	\$28,947,515	\$8,127,431	\$6,501,945	\$1,625,486						
2026	S12633	Statewide		2026 Bridge Inspection & Data Control		NHPP	\$28,947,515	\$9,772,569	\$7,818,055	\$1,954,514						
Resiliency Improvements								\$13,430,420	\$10,744,336	\$2,686,084						
2026	S12662	Statewide		MassDOT Resiliency-focused Improvements (2023-2027 STIP)		PRCT	\$59,524,326	\$13,430,420	\$10,744,336	\$2,686,084						
Section 2B / State Prioritized Modernization Projects								\$70,319,230	\$60,830,391	\$9,488,839						
Intersection Improvements								\$19,320,761	\$17,388,685	\$1,932,076						
2026	607748	Boston Region	Acton	ACTON- INTERSECTION & SIGNAL IMPROVEMENTS ON SR 2 & SR 111 (MASSACHUSETTS AVENUE) AT PIPER ROAD & TAYLOR ROAD	3	HSIP	\$4,231,214	\$731,000	\$657,900	\$73,100			58		MassDOT	
2026	610665	Boston Region	Stoneham	STONEHAM- INTERSECTION IMPROVEMENTS AT ROUTE 28 (MAIN STREET), NORTH BORDER ROAD AND SOUTH STREET	4	HSIP	\$4,872,001	\$4,872,001	\$4,384,801	\$487,200			53		MassDOT	
2026	611974	Boston Region	Medford	MEDFORD- INTERSECTION IMPROVEMENTS AT MAIN STREET AND SOUTH STREET	4	HSIP	\$9,517,760	\$9,517,760	\$8,565,984	\$951,776					MassDOT	



STIP Investments Report

STIP: 2023 - 2027 (D)																
Year	MassDOT Project ID	MPO	Municipality	MassDOT Project Description	District	Funding Source	Adjusted TFPC	Total Programmed Funds	Federal Funds	Non-Federal Funds	MPO Project Score	Entity Receiving Transfer	PSAC Score	Earmark Details	Proponent	Other Information
Federal Fiscal Year 2026								\$1,365,618,712	\$1,057,010,558	\$308,608,154						
2026	611979	Old Colony	Avon	AVON- INTERSECTION IMPROVEMENTS AT ROUTE 28, SPRING STREET AND HARRISON BOULEVARD	5	HSIP	\$4,200,000	\$4,200,000	\$3,780,000	\$420,000	49.89					Construction; Total Cost is \$3,750,000; Year of Expenditure is \$4,200,000; TEC Score is 49.89; Status is Pre-25% Design
Roadway Reconstruction								\$40,688,601	\$35,193,811	\$5,494,790						
2026	602659	Central Mass	Multiple	CHARLTON- OXFORD- RECONSTRUCTION ON ROUTE 20, FROM RICHARDSON'S CORNER EASTERLY TO ROUTE 12, INCLUDES REHAB OF C-06-023 & REPLACEMENT OF O-06-002	3	NHPP	\$77,456,524	\$0	\$0	\$0	22		50.3		MassDOT	Construction, Total Project Cost = \$77,456,524, CMAQ + NHPP + STBG Project is AC'd between 2022 and 2025, PM Score = 22, Design Status = 25%
2026	607977	Boston Region	Multiple	HOPKINTON- WESTBOROUGH- RECONSTRUCTION OF I-90/I-495 INTERCHANGE	3	NFP-I	\$300,942,837	\$26,429,306	\$23,786,375	\$2,642,931					MassDOT	Construction; HIP+NHPP+NFA+NFP+Other FA = \$300,942,837; Project funded over six fiscal years (2022-2027); Funding in this TIP = \$274,036,314.
2026	608049	Southeastern Mass	Fall River	FALL RIVER- CORRIDOR IMPROVEMENTS ON ROUTE 79/DAVOL STREET	5	NHPP	\$119,427,595	\$0	\$0	\$0					MassDOT	AC'd FFY 2022-2026; HIP BR funds FFY 2022 & FFY 2024
2026	612772	Pioneer Valley	Easthampton	EASTHAMPTON- MOUNTAIN VIEW SCHOOL IMPROVEMENTS (SRTS)	2	TAP	\$1,619,180	\$1,619,180	\$1,295,344	\$323,836						
2026	612804	Boston Region	Dedham	DEDHAM- IMPROVEMENTS AT AVERY ELEMENTARY (SRTS)	6	TAP	\$1,686,569	\$1,686,569	\$1,349,255	\$337,314						
2026	612816	Boston Region	Brookline	BROOKLINE- IMPROVEMENTS AT WILLIAM H. LINCOLN SCHOOL (SRTS)	6	TAP	\$919,360	\$919,360	\$735,488	\$183,872						
2026	612884	Boston Region	Chelsea	CHELSEA- IMPROVEMENTS AT MARY C. BURKE ELEMENTARY (SRTS)	6	TAP	\$1,677,581	\$1,677,581	\$1,342,065	\$335,516						
2026	612889	Boston Region	Sharon	SHARON- COTTAGE STREET SCHOOL IMPROVEMENTS (SRTS)	5	TAP	\$1,553,384	\$1,553,384	\$1,242,707	\$310,677						
2026	612890	Merrimack Valley	Groveland	GROVELAND- IMPROVEMENTS AT DR. ELMER S. BAGNALL ELEMENTARY SCHOOL (SRTS)	4	TAP	\$1,879,553	\$1,879,553	\$1,503,642	\$375,911						
2026	612893	Central Mass	Sturbridge	STURBRIDGE- IMPROVEMENTS AT BURGESS ELEMENTARY SCHOOL (SRTS)	3	TAP	\$1,260,000	\$1,260,000	\$1,008,000	\$252,000						



STIP Investments Report

STIP: 2023 - 2027 (D)																
Year	MassDOT Project ID	MPO	Municipality	MassDOT Project Description	District	Funding Source	Adjusted TFPC	Total Programmed Funds	Federal Funds	Non-Federal Funds	MPO Project Score	Entity Receiving Transfer	PSAC Score	Earmark Details	Proponent	Other Information
Federal Fiscal Year 2026								\$1,365,618,712	\$1,057,010,558	\$308,608,154						
2026	612894	Boston Region	Framingham	FRAMINGHAM- IMPROVEMENTS AT HARMONY GROVE ELEMENTARY SCHOOL (SRTS)	3	TAP	\$1,420,810	\$1,420,810	\$1,136,648	\$284,162						
2026	612895	Montachusett	Fitchburg	FITCHBURG- IMPROVEMENTS AT MEMORIAL MIDDLE SCHOOL (SRTS)	3	TAP	\$2,242,858	\$2,242,858	\$1,794,286	\$448,572						
Intelligent Transportation Systems								\$10,309,868	\$8,247,894	\$2,061,974						
2026	S12648	Statewide		STATEWIDE- INTELLIGENT TRANSPORTATION SYSTEMS (YEAR 2026)		NHPP	\$10,309,868	\$10,309,868	\$8,247,894	\$2,061,974						
Section 2C / State Prioritized Expansion Projects								\$40,525,998	\$32,420,798	\$8,105,200						
Bicycle and Pedestrian								\$40,525,998	\$32,420,798	\$8,105,200						
2026	607329	Boston Region	Multiple	WAKEFIELD- LYNNFIELD- RAIL TRAIL EXTENSION, FROM THE GALVIN MIDDLE SCHOOL TO LYNNFIELD/PEABODY T.L.	4	CMAQ	\$12,360,675	\$12,360,675	\$9,888,540	\$2,472,135			32.5		MassDOT	
2026	607542	Merrimack Valley	Multiple	GEORGETOWN- NEWBURY- BORDER TO BOSTON TRAIL (NORTHERN GEORGETOWN TO BYFIELD SECTION)	4	CMAQ	\$6,798,000	\$6,798,000	\$5,438,400	\$1,359,600	6.82		28.5			a) Construction; b) \$6,798,000 CMAQ (inflated 12% from 2023 cost) d) TEC = 6.82 out of 18.
2026	608157	Pioneer Valley	Springfield	SPRINGFIELD- MCKNIGHT COMMUNITY TRAIL CONSTRUCTION, FROM ARMORY STREET TO HAYDEN AVENUE (1.5 MILES)	2	CMAQ	\$10,174,982	\$10,174,982	\$8,139,986	\$2,034,996						
2026	612499	Boston Region	Medford	MEDFORD- SOUTH MEDFORD CONNECTOR BIKE PATH	4	CMAQ	\$7,903,743	\$7,903,741	\$6,322,993	\$1,580,748					MassDOT	
2026	612607	Boston Region	Danvers	DANVERS- RAIL TRAIL WEST EXTENSION (PHASE 3)	4	CMAQ	\$3,288,600	\$3,288,600	\$2,630,880	\$657,720					MassDOT	
Section 3A / Planning/Adjustments/Pass-throughs								\$207,393,813	\$192,952,080	\$14,441,734						
GANS Repayment								\$133,620,000	\$133,620,000	\$0						
2026	S12666	Statewide		ABP GANS (FFY 2026)		NHPP-G	\$133,620,000	\$133,620,000	\$133,620,000	\$0						
Metropolitan Planning								\$14,440,401	\$11,552,321	\$2,888,080						



STIP Investments Report

STIP: 2023 - 2027 (D)																
Year	MassDOT Project ID	MPO	Municipality	MassDOT Project Description	District	Funding Source	Adjusted TFPC	Total Programmed Funds	Federal Funds	Non-Federal Funds	MPO Project Score	Entity Receiving Transfer	PSAC Score	Earmark Details	Proponent	Other Information
Federal Fiscal Year 2026								\$1,365,618,712	\$1,057,010,558	\$308,608,154						
2026	S12671	Statewide		Metropolitan Planning (FFY 2027 UPWPs) - PL & SPR		PL	\$14,440,401	\$14,440,401	\$11,552,321	\$2,888,080						
Recreational Trails								\$1,493,420	\$1,194,736	\$298,684						
2026	S12679	Statewide		RECREATIONAL TRAILS PROGRAM (FFY 2026)		REC	\$1,493,420	\$1,493,420	\$1,194,736	\$298,684						
SRTS Education								\$2,429,174	\$1,943,339	\$485,835						
2026	S12684	Statewide		SRTS EDUCATION (FFY 2026)		TAP	\$2,429,174	\$2,429,174	\$1,943,339	\$485,835						
State Planning & Research								\$25,538,819	\$20,431,055	\$5,107,764						
2026	S12711	Statewide		SPR Work Program (FFY 2027)		PL	\$28,567,464	\$21,538,819	\$17,231,055	\$4,307,764						
2026	S12711	Statewide		SPR Work Program (FFY 2027)		Other FA	\$28,567,464	\$4,000,000	\$3,200,000	\$800,000						
Railroad Crossings								\$2,371,999	\$1,897,599	\$474,400						
2026	S12726	Statewide		Railroad Grade Crossings (FFY 2026)		RRHE	\$2,371,999	\$1,186,000	\$948,800	\$237,200						
2026	S12726	Statewide		Railroad Grade Crossings (FFY 2026)		RRPD	\$2,371,999	\$1,185,999	\$948,799	\$237,200						
Award Adjustments, Change Orders, etc.								\$27,500,000	\$22,313,029	\$5,186,971						
2026	S12731	Statewide		Awards, Adjustments, Change Orders, etc. (FFY 2026)		STBG-BR-Off	\$38,020,813	\$2,012,330	\$1,609,864	\$402,466						
2026	S12731	Statewide		Awards, Adjustments, Change Orders, etc. (FFY 2026)		CMAQ	\$38,020,813	\$1,509,247	\$1,207,398	\$301,849						
2026	S12731	Statewide		Awards, Adjustments, Change Orders, etc. (FFY 2026)		HSIP	\$38,020,813	\$3,130,291	\$2,817,262	\$313,029						
2026	S12731	Statewide		Awards, Adjustments, Change Orders, etc. (FFY 2026)		NHPP	\$38,020,813	\$14,811,142	\$11,848,914	\$2,962,228						
2026	S12731	Statewide		Awards, Adjustments, Change Orders, etc. (FFY 2026)		STBG	\$38,020,813	\$5,533,907	\$4,427,126	\$1,106,781						
2026	S12731	Statewide		Awards, Adjustments, Change Orders, etc. (FFY 2026)		TAP	\$38,020,813	\$503,083	\$402,466	\$100,617						





STIP Investments Report

STIP: 2023 - 2027 (D)																
Year	MassDOT Project ID	MPO	Municipality	MassDOT Project Description	District	Funding Source	Adjusted TFPC	Total Programmed Funds	Federal Funds	Non-Federal Funds	MPO Project Score	Entity Receiving Transfer	PSAC Score	Earmark Details	Proponent	Other Information
Federal Fiscal Year 2026								\$1,365,618,712	\$1,057,010,558	\$308,608,154						
Section 3B / Non-Federal Aid Funded								\$60,524,583	\$0	\$60,524,583						
Bridge On-system NHS								\$8,293,905	\$0	\$8,293,905						
2026	612498	Berkshire Region	Pittsfield	PITTSFIELD- BRIDGE REPLACEMENT, P-10-003 & P-10-032, SOUTH STREET OVER HOUSATONIC RIVER	1	NGBP	\$8,293,905	\$8,293,905	\$0	\$8,293,905						
NFA								\$26,680,000	\$0	\$26,680,000						
2026	607977	Boston Region	Multiple	HOPKINTON- WESTBOROUGH- RECONSTRUCTION OF I-90/I-495 INTERCHANGE	3	NFA	\$300,942,837	\$26,680,000	\$0	\$26,680,000					MassDOT	Construction; HIP+NHPP+NFA+NFP+Other FA = \$300,942,837; Project funded over six fiscal years (2022-2027); Funding in this TIP = \$274,036,314.
Bridge On-system Non-NHS								\$25,550,678	\$0	\$25,550,678						
2026	612191	Central Mass	Auburn	AUBURN- BRIDGE REPLACEMENT, A-17-003, OXFORD STREET OVER KETTLE BROOK	3	NGBP	\$16,496,137	\$16,496,137	\$0	\$16,496,137					MassDOT	Construction, Total Project Cost = \$16,496,137, Design Status = Approved, YOE = 12%
2026	612510	Central Mass	Grafton	GRAFTON- BRIDGE REPLACEMENT, G-08-020, (SR 140) SHREWSBURY STREET OVER MBTA/CSX RAILROAD	3	NGBP	\$9,054,541	\$9,054,541	\$0	\$9,054,541					MassDOT	Construction, Total Project Cost = \$9,054,541, YOE = 12%



STIP Investments Report

STIP: 2023 - 2027 (D)																
Year	MassDOT Project ID	MPO	Municipality	MassDOT Project Description	District	Funding Source	Adjusted TFPC	Total Programmed Funds	Federal Funds	Non-Federal Funds	MPO Project Score	Entity Receiving Transfer	PSAC Score	Earmark Details	Proponent	Other Information
Federal Fiscal Year 2027								\$1,792,464,966	\$905,826,224	\$886,638,742						
Section 1A / Regionally Prioritized Projects								\$281,774,156	\$226,807,105	\$54,967,051						
Roadway Reconstruction								\$210,886,079	\$170,096,643	\$40,789,436						
2027	606226	Boston Region	Boston	BOSTON- RECONSTRUCTION OF RUTHERFORD AVENUE, FROM CITY SQUARE TO SULLIVAN SQUARE	6	NHPP	\$190,696,612	\$12,000,000	\$9,600,000	\$2,400,000	59		51		Boston	Construction; NHPP+STBG+TAP Total Cost = \$190,696,612; AC schedule over 5 years (2025-2029); Total funding in this TIP = \$99,783,959; \$25,000,000 in anticipated funding provided by City of Boston; MPO Evaluation Score = 59; TAP Proponent = Boston.
2027	606226	Boston Region	Boston	BOSTON- RECONSTRUCTION OF RUTHERFORD AVENUE, FROM CITY SQUARE TO SULLIVAN SQUARE	6	STBG	\$190,696,612	\$19,500,000	\$15,600,000	\$3,900,000	59		51		Boston	Construction; NHPP+STBG+TAP Total Cost = \$190,696,612; AC schedule over 5 years (2025-2029); Total funding in this TIP = \$99,783,959; \$25,000,000 in anticipated funding provided by City of Boston; MPO Evaluation Score = 59; TAP Proponent = Boston.
2027	606226	Boston Region	Boston	BOSTON- RECONSTRUCTION OF RUTHERFORD AVENUE, FROM CITY SQUARE TO SULLIVAN SQUARE	6	TAP	\$190,696,612	\$2,000,000	\$1,600,000	\$400,000	59		51		Boston	Construction; NHPP+STBG+TAP Total Cost = \$190,696,612; AC schedule over 5 years (2025-2029); Total funding in this TIP = \$99,783,959; \$25,000,000 in anticipated funding provided by City of Boston; MPO Evaluation Score = 59; TAP Proponent = Boston.
2027	607820	Southeastern Mass	Dartmouth	DARTMOUTH- RECONSTRUCTION & RELATED WORK OF FAUNCE CORNER ROAD, FROM OLD FALL RIVER ROAD SOUTHERLY TO THE MASSDOT OWNED RAILROAD CROSSING	5	STBG	\$7,311,930	\$0	\$0	\$0	35				Dartmouth	a) Construction; b) Total Cost = \$8,481,839 - STBG d) EC Score 35 of 100; h) Project Proponent - Dartmouth; i) Status Pre 25%





STIP Investments Report

STIP: 2023 - 2027 (D)																
Year	MassDOT Project ID	MPO	Municipality	MassDOT Project Description	District	Funding Source	Adjusted TFPC	Total Programmed Funds	Federal Funds	Non-Federal Funds	MPO Project Score	Entity Receiving Transfer	PSAC Score	Earmark Details	Proponent	Other Information
Federal Fiscal Year 2027								\$1,792,464,966	\$905,826,224	\$886,638,742						
2027	607981	Boston Region	Somerville	SOMERVILLE- MCGRATH BOULEVARD CONSTRUCTION	4	STBG	\$102,370,000	\$20,000,000	\$16,000,000	\$4,000,000	72.2		66.5		MassDOT	Construction; STBG Total Cost = \$102,370,000; AC schedule anticipated over 4 years (2027-2030); Total funding in this TIP = \$20,000,000; MPO Evaluation Score = 72.2.
2027	608029	Merrimack Valley	Newburyport	NEWBURYPORT- INTERSECTION IMPROVEMENTS @ ROUTE 1 & MERRIMAC STREET	4	STBG	\$2,870,513	\$2,870,513	\$2,296,410	\$574,103	8.37					a) Construction; b) \$2,870,513 STBG (inflated 16% from 2023 cost) d) TEC = 8.37 out of 18.
2027	608095	Merrimack Valley	North Andover	NORTH ANDOVER- CORRIDOR IMPROVEMENTS ON ROUTE 114, BETWEEN WAVERLY ROAD & WILLOW/MILL STREET	4	STBG	\$34,083,859	\$2,495,393	\$1,996,314	\$499,079	12.42		74			a) Construction; b) \$34,083,859 STBG (inflated 4% from 2023 cost) = FFY 2024 (\$5,495,380) + FFY 2025 (\$13,239,974) + FFY 2026 (\$12,916,056) + FFY 2027 (\$2,432,449) c) AC years 1-4 FFY 2024-2027; d) TEC = 12.42 out of 18.
2027	608196	Cape Cod	Dennis	DENNIS- CORRIDOR AND STREETSCAPE IMPROVEMENTS ON MAIN STREET (ROUTE 28), FROM UNCLE BARNEYS ROAD TO OLD MAIN STREET (PHASE 2)	5	STBG	\$12,180,000	\$11,580,000	\$9,264,000	\$2,316,000	79				Dennis	Municipality is TAP Proponent; CMAQ analysis to be completed
2027	608196	Cape Cod	Dennis	DENNIS- CORRIDOR AND STREETSCAPE IMPROVEMENTS ON MAIN STREET (ROUTE 28), FROM UNCLE BARNEYS ROAD TO OLD MAIN STREET (PHASE 2)	5	TAP	\$12,180,000	\$600,000	\$480,000	\$120,000	79				Dennis	Municipality is TAP Proponent; CMAQ analysis to be completed
2027	608506	Old Colony	Hanson	HANSON- CORRIDOR IMPROVEMENTS ON ROUTE 14 (MAQUAN STREET), FROM THE PEMBROKE T.L. TO INDIAN HEAD STREET AND RELATED WORK	5	STBG	\$11,548,342	\$6,316,184	\$5,052,947	\$1,263,237	38.22					Construction; Total Cost is \$10,311,020; Advance Construction (AC); AC Phase 1 Year of Expenditure in 2026 is \$5,232,158; AC Phase 2 Year of Expenditure in 2027 is \$6,316,184; TEC Score 38.22; Status is 25% Design
2027	608530	Southeastern Mass	Middleborough	MIDDLEBORO- RECONSTRUCTION AND RELATED WORK ON WAREHAM STREET AND WOOD STREET	5	STBG	\$4,640,928	\$4,640,928	\$3,712,742	\$928,186	61				Middleboro	a) Construction; b) Total Cost = \$4,640,928 - STBG d) EC Score 61 of 100; h) Project Proponent - Middleboro; i) Status Pre 25%



STIP Investments Report

STIP: 2023 - 2027 (D)																
Year	MassDOT Project ID	MPO	Municipality	MassDOT Project Description	District	Funding Source	Adjusted TFPC	Total Programmed Funds	Federal Funds	Non-Federal Funds	MPO Project Score	Entity Receiving Transfer	PSAC Score	Earmark Details	Proponent	Other Information
Federal Fiscal Year 2027								\$1,792,464,966	\$905,826,224	\$886,638,742						
2027	608547	Berkshire Region	Egremont	EGREMONT- RECONSTRUCTION OF MOUNT WASHINGTON ROAD	1	STBG	\$9,460,201	\$7,203,622	\$5,762,898	\$1,440,724	4 of 8				Egremont	AC 1 of 2; Total Project Cost = \$9,446,080; YOE = 12%
2027	608586	Southeastern Mass	Dartmouth	DARTMOUTH- CORRIDOR IMPROVEMENTS ON DARTMOUTH STREET AND PROSPECT STREET	5	CMAQ	\$4,834,933	\$2,707,562	\$2,166,050	\$541,512	34				Dartmouth	a) Construction; b) Total Cost = \$4,834,933 - STBG d) EC Score 34 of 100; h) Project Proponent - Dartmouth; i) Status Pre 25%
2027	608586	Southeastern Mass	Dartmouth	DARTMOUTH- CORRIDOR IMPROVEMENTS ON DARTMOUTH STREET AND PROSPECT STREET	5	STBG	\$4,834,933	\$2,127,371	\$1,701,897	\$425,474	34				Dartmouth	a) Construction; b) Total Cost = \$4,834,933 - STBG d) EC Score 34 of 100; h) Project Proponent - Dartmouth; i) Status Pre 25%
2027	608737	Berkshire Region	Dalton	DALTON- RECONSTRUCTION OF DALTON DIVISION ROAD	1	STBG	\$11,470,080	\$3,735,641	\$2,988,513	\$747,128	6 of 8		43.3		Dalton	AC 1 of 2; Total Project Cost = \$11,470,080; YOE = 16%
2027	608788	Merrimack Valley	Haverhill	HAVERHILL- ROADWAY RECONSTRUCTION ON NORTH AVENUE, FROM MAIN STREET (ROUTE 125) TO PLAISTOW NH	4	STBG	\$23,600,997	\$5,798,257	\$4,638,606	\$1,159,651	8.58					a) Construction; b) \$23,600,997 STBG (inflated 16% from 2023 cost) = FFY 2027 (\$5,861,201) + FFYs beyond; c) AC years 1 -3 FFY 2027-2029; d) TEC = 8.58 out of 18.
2027	608886	Pioneer Valley	Chesterfield	CHESTERFIELD- RECONSTRUCTION OF NORTH ROAD AND DAMON POND ROAD	1	STBG	\$6,875,223	\$6,875,223	\$5,500,178	\$1,375,045	18					Construction - (YOE \$6,875,221) 18 TEC / 25%
2027	609246	Boston Region	Lynn	LYNN- REHABILITATION OF WESTERN AVENUE (ROUTE 107)	4	HSIP	\$47,536,800	\$3,000,000	\$2,700,000	\$300,000	74.9		71		Lynn	Construction; STBG+HSIP Total Cost = \$47,536,800; AC schedule anticipated over 3 years (2027-2029); Total funding in this TIP = \$15,000,000; MPO Evaluation Score = 74.9.
2027	609246	Boston Region	Lynn	LYNN- REHABILITATION OF WESTERN AVENUE (ROUTE 107)	4	STBG	\$47,536,800	\$12,000,000	\$9,600,000	\$2,400,000	74.9		71		Lynn	Construction; STBG+HSIP Total Cost = \$47,536,800; AC schedule anticipated over 3 years (2027-2029); Total funding in this TIP = \$15,000,000; MPO Evaluation Score = 74.9.
2027	610681	Montachusett	Clinton	CLINTON- RECONSTRUCTION OF STERLING STREET (ROUTE 62), FROM WILLOW/LAWRENCE STREET TO MAIN STREET	3	STBG	\$5,469,470	\$5,469,470	\$4,375,576	\$1,093,894	31				Municipality	



STIP Investments Report

STIP: 2023 - 2027 (D)																
Federal Fiscal Year 2027								\$1,792,464,966	\$905,826,224	\$886,638,742						
2027	610921	Franklin Region	Greenfield	GREENFIELD- DOWNTOWN COMPLETE STREETS IMPROVEMENTS ON MAIN STREET (ROUTE 2A)	2	STBG	\$6,728,128	\$6,728,128	\$5,382,502	\$1,345,626	12.3		60.5		Town of Greenfield	
2027	610927	Southeastern Mass	Westport	WESTPORT- INTERSECTION IMPROVEMENTS AT ROUTE 177 AND ROBERTS ROAD/TICKLE ROAD	5	STBG	\$3,649,792	\$3,649,792	\$2,919,834	\$729,958	34				Westport	a) Construction; b) Total Cost = \$3,649,792 - STBG d) EC Score 34 of 100; h) Project Proponent - Westport; i) Status Pre 25%
2027	610931	Central Mass	Uxbridge	UXBRIDGE- REHABILITATION OF ROUTE 16 (DOUGLAS STREET), FROM TAFT HILL ROAD TO 200 FT WEST ON MAIN STREET	3	STBG	\$7,250,696	\$7,250,696	\$5,800,557	\$1,450,139	13				Uxbridge	Construction, Total Project Cost = \$7,250,696, Design Status = Approved, PM Score = 13, YOE = 16%
2027	610932	Boston Region	Brookline	BROOKLINE- REHABILITATION OF WASHINGTON STREET	6	HSIP	\$30,030,812	\$5,000,000	\$4,500,000	\$500,000	62.4		57		Brookline	Construction; HSIP+STBG Total Cost = \$30,030,812; MPO Evaluation Score = 62.4.
2027	610932	Boston Region	Brookline	BROOKLINE- REHABILITATION OF WASHINGTON STREET	6	STBG	\$30,030,812	\$25,030,812	\$20,024,650	\$5,006,162	62.4		57		Brookline	Construction; HSIP+STBG Total Cost = \$30,030,812; MPO Evaluation Score = 62.4.
2027	611983	Boston Region	Chelsea	CHELSEA- PARK STREET & PEARL STREET RECONSTRUCTION	6	HSIP	\$12,123,769	\$1,000,000	\$900,000	\$100,000	69.9		64		Chelsea	Construction; STBG+HSIP Total Cost = \$12,123,769; MPO Evaluation Score = 69.9.
2027	611983	Boston Region	Chelsea	CHELSEA- PARK STREET & PEARL STREET RECONSTRUCTION	6	STBG	\$12,123,769	\$11,123,769	\$8,899,015	\$2,224,754	69.9		64		Chelsea	Construction; STBG+HSIP Total Cost = \$12,123,769; MPO Evaluation Score = 69.9.
2027	612011	Central Mass	Worcester	WORCESTER- INTERSECTION IMPROVEMENTS AND RESURFACING ON CHANDLER STREET, FROM QUEEN STREET TO PARK AVENUE	3	HSIP	\$4,877,800	\$4,877,800	\$4,390,020	\$487,780	17				Worcester	Construction, Total Project Cost = \$4,877,800, Design Status = Approved, PM Score = 17, YOE = 16%
2027	612268	Southeastern Mass	Mansfield	MANSFIELD- CHAUNCY STREET (ROUTE 106) IMPROVEMENTS (PHASE 2)	5	STBG	\$10,442,958	\$10,442,958	\$8,354,366	\$2,088,592	61				Mansfield	a) Construction; b) Total Cost = \$10,442,958 - STBG d) EC Score 61 of 100; h) Project Proponent - Mansfield; i) Status Pre 25%
2027	612535	Northern Middlesex	Chelmsford	CHELMSFORD- IMPROVEMENTS ON ROUTE 3A (PRINCETON STREET), FROM RICHARDSON ROAD TO TECHNOLOGY DRIVE	4	STBG	\$4,498,511	\$0	\$0	\$0						
2027	612609	Northern Middlesex	Tewksbury	TEWKSBURY- INTERSECTION IMPROVEMENTS AT MAIN STREET/PLEASANT STREET & NORTH STREET/EAST STREET	4	STBG	\$4,861,960	\$4,861,960	\$3,889,568	\$972,392	11.00				Town of Tewksbury	Total Cost: \$4,191,345; YOE: \$4,861,960 STBG; TEC: 11.00 out of 16.



STIP Investments Report

STIP: 2023 - 2027 (D)																
Year	MassDOT Project ID	MPO	Municipality	MassDOT Project Description	District	Funding Source	Adjusted TFPC	Total Programmed Funds	Federal Funds	Non-Federal Funds	MPO Project Score	Entity Receiving Transfer	PSAC Score	Earmark Details	Proponent	Other Information
Federal Fiscal Year 2027								\$1,792,464,966	\$905,826,224	\$886,638,742						
Bicycle and Pedestrian								\$11,380,760	\$9,104,608	\$2,276,152						
2027	610666	Boston Region	Swampscott	SWAMPSCOTT- RAIL TRAIL CONSTRUCTION	4	CMAQ	\$8,932,000	\$8,932,000	\$7,145,600	\$1,786,400	66.4				Swampscott	Construction; CMAQ Total Cost = \$8,932,000; MPO Evaluation Score = 66.4.
2027	611977	Merrimack Valley	Amesbury	AMESBURY- RIVERWALK CONNECTOR TO THE SALISBURY POINT GHOST TRAIL	4	CRP	\$2,448,760	\$2,448,760	\$1,959,008	\$489,752	6.85					a) Construction; b) \$2,448,760 STBG (inflated 16% from 2023 cost) d) TEC = 6.85 out of 18.
Flex to FTA								\$6,500,000	\$5,200,000	\$1,300,000						
2027	S12113	Boston Region		TRANSIT MODERNIZATION PROGRAM		CMAQ	\$19,500,000	\$6,500,000	\$5,200,000	\$1,300,000	N/A				Regionwide	Construction; Flex to FTA; Set aside for LRTP Transit Modernization Program
Transit Grant Program								\$2,900,000	\$2,320,000	\$580,000						
2027	S12124	Boston Region	Multiple	COMMUNITY CONNECTIONS PROGRAM		CMAQ	\$6,716,799	\$2,500,000	\$2,000,000	\$500,000	N/A				Regionwide	Planning, Design, or Construction; Set Aside for LRTP Community Connections Program
2027	S12689	Central Mass		CMMPO LRTP MICRO-PROJECTS PROGRAM		TAP	\$400,000	\$400,000	\$320,000	\$80,000						Set aside for LRTP Micro-Projects Program
Roadway Improvements								\$21,400,623	\$17,120,498	\$4,280,125						
2027	606143	Old Colony	Brockton	BROCKTON- INTERSECTION IMPROVEMENTS @ CRESCENT STREET (ROUTE 27)/QUINCY STREET/MASSASOIT BOULEVARD	5	STBG	\$6,148,928	\$6,148,928	\$4,919,142	\$1,229,786	45.83					Construction; Total Cost is \$5,300,800; Year of Expenditure is \$6,148,928; TEC Score 45.83; Status is 25% Design
2027	607405	Cape Cod	Chatham	CHATHAM- INTERSECTION IMPROVEMENTS & RELATED WORK AT MAIN STREET (ROUTE 28), DEPOT ROAD, QUEEN ANNE ROAD AND CROWELL ROAD	5	STBG	\$3,157,868	\$3,157,868	\$2,526,294	\$631,574	78		46.5		Chatham	CMAQ analysis to be completed
2027	609213	Montachusett	Harvard	HARVARD- RESURFACING AND BOX WIDENING ON AYER ROAD, FROM ROUTE 2 TO THE AYER TOWN LINE	3	STBG	\$11,353,264	\$6,424,393	\$5,139,514	\$1,284,879	35		49.5		Municipality	Project is advance constructed between FFY 2026 and FFY 2027.
2027	609317	Northern Middlesex	Chelmsford	CHELMSFORD- IMPROVEMENTS ON CHELMSFORD STREET (ROUTE 110)	4	STBG	\$12,264,000	\$5,669,434	\$4,535,547	\$1,133,887	8.67				Town of Chelmsford	Total Cost: \$10,950,000; YOY: \$12,264,000 STBG; TEC: 8.67 out of 16. AC 2026-2027.
Intersection Improvements								\$4,100,937	\$3,280,750	\$820,187						



STIP Investments Report

STIP: 2023 - 2027 (D)																
Year	MassDOT Project ID	MPO	Municipality	MassDOT Project Description	District	Funding Source	Adjusted TFPC	Total Programmed Funds	Federal Funds	Non-Federal Funds	MPO Project Score	Entity Receiving Transfer	PSAC Score	Earmark Details	Proponent	Other Information
Federal Fiscal Year 2027								\$1,792,464,966	\$905,826,224	\$886,638,742						
2027	608415	Montachusett	Athol	ATHOL- INTERSECTION IMPROVEMENTS AT ROUTE 2A AND BROOKSIDE ROAD	2	STBG	\$1,791,875	\$1,791,875	\$1,433,500	\$358,375	30					
2027	609193	Southeastern Mass	Norton	NORTON- INTERSECTION IMPROVEMENTS AT WEST MAIN STREET (ROUTE 123), NORTH WORCESTER STREET AND SOUTH WORCESTER STREET	5	STBG	\$2,309,062	\$2,309,062	\$1,847,250	\$461,812	51				Norton	a) Construction; b) Total Cost = \$2,149,816 - STBG d) EC Score 51 of 100; h) Project Proponent - Norton; i) Status Pre 25%
Non-Interstate Pavement								\$24,605,757	\$19,684,606	\$4,921,151						
2027	608466	Pioneer Valley	Granby	GRANBY- RESURFACING AND RELATED WORK ON ROUTE 202 FROM KENDALL STREET TO SCHOOL STREET	2	STBG	\$4,552,146	\$4,552,146	\$3,641,717	\$910,429	30					Construction - (YOE \$4,552,146) 30 TEC / 25%
2027	608487	Pioneer Valley	Westfield	WESTFIELD- RESURFACING AND RELATED WORK ON ROUTE 10 AND 202	2	STBG	\$10,010,041	\$10,010,041	\$8,008,033	\$2,002,008	31.5					Construction - (YOE \$9,831,126) 31.5 TEC / 25%
2027	612265	Pioneer Valley	East Longmeadow	EAST LONGMEADOW- RESURFACING AND RELATED WORK ON NORTH MAIN STREET (ROUTE 83)	2	STBG	\$10,043,570	\$10,043,570	\$8,034,856	\$2,008,714						
Section 1B / Earmark or Discretionary Grant Funded Projects								\$137,018,307	\$109,614,646	\$27,403,661						
Bicycle and Pedestrian								\$640,000	\$512,000	\$128,000						
2027	606890	Berkshire Region	Multiple	ADAMS- NORTH ADAMS- ASHUWILLTICOOK RAIL TRAIL EXTENSION TO ROUTE 8A (HODGES CROSS ROAD)	1	HPP	\$9,535,200	\$640,000	\$512,000	\$128,000						
Bridge On-System NHS NB								\$66,378,307	\$53,102,646	\$13,275,661						
2027	606527	Southeastern Mass	New Bedford	NEW BEDFORD- SUPERSTRUCTURE REPLACEMENT, N-06-020, I-195 (EB & WB) RAMP C & F OVER ST 18, COUNTY STREET, STATE STREET, MASS COASTAL RAILROAD, PURCHASE STREET, WELD STREET, INCLUDES REPLACING N-06-046, I-195 (EB) RAMP F OVER WELD STREET	5	HIP-BR	\$151,702,543	\$12,473,038	\$9,978,430	\$2,494,608						
2027	612514	Pioneer Valley	Cummington	CUMMINGTON- BRIDGE REHABILITATION, C-21-002, ROUTE 9 OVER WESTFIELD RIVER	1	HIP-BR	\$7,392,188	\$7,392,188	\$5,913,750	\$1,478,438						





STIP Investments Report

STIP: 2023 - 2027 (D)																
Year	MassDOT Project ID	MPO	Municipality	MassDOT Project Description	District	Funding Source	Adjusted TFPC	Total Programmed Funds	Federal Funds	Non-Federal Funds	MPO Project Score	Entity Receiving Transfer	PSAC Score	Earmark Details	Proponent	Other Information
Federal Fiscal Year 2027								\$1,792,464,966	\$905,826,224	\$886,638,742						
2027	612517	Franklin Region	Charlemont	CHARLEMONT- BRIDGE REPLACEMENT, C-05 -010, ROUTE 8A OVER DEERFIELD RIVER	1	HIP-BR	\$10,505,396	\$10,505,396	\$8,404,317	\$2,101,079						
2027	612519	Boston Region	Boston	BOSTON- BRIDGE REPLACEMENT, B-16-165, BLUE HILL AVENUE OVER RAILROAD	6	HIP-BR	\$36,007,685	\$36,007,685	\$28,806,148	\$7,201,537					MassDOT	
Bridge Systematic Maintenance NB								\$70,000,000	\$56,000,000	\$14,000,000						
2027	S12660	Statewide		BIL-BFP SYSTEMATIC BRIDGE MAINTENANCE		HIP-BR	\$250,000,000	\$70,000,000	\$56,000,000	\$14,000,000						
Section 2A / State Prioritized Reliability Projects								\$610,240,221	\$251,262,865	\$358,977,356						
Bridge On-system Non-NHS								\$146,819,619	\$0	\$146,819,619						
2027	605323	Central Mass	Oxford	OXFORD- BRIDGE REPLACEMENT, O-06-030, (ST 56) LEICESTER ROAD OVER THE FRENCH RIVER	3	NGBP	\$1,740,000	\$1,740,000	\$0	\$1,740,000					MassDOT	Construction, Total Project Cost = \$1,740,000, Design Status = Approved, YOE = 16%
2027	605340	Pioneer Valley	Springfield	SPRINGFIELD- BRIDGE RECONSTRUCTION/REHAB, S-24-028, ST. JAMES AVENUE OVER CONRAIL RAILROAD (ABANDONED)	2	NGBP	\$4,454,400	\$4,454,400	\$0	\$4,454,400						
2027	607348	Southeastern Mass	North Attleborough	NORTH ATTLEBORO- SUPERSTRUCTURE REPLACEMENT & SUBSTRUCTURE REHABILITATION, N-16-004, MENDON ROAD OVER ABBOTT RUN RIVER	5	NGBP	\$2,859,400	\$2,859,400	\$0	\$2,859,400					MassDOT	
2027	607420	Boston Region	Natick	NATICK- SUPERSTRUCTURE REPLACEMENT, N-03-012, BODEN LANE OVER CSX/MBTA	3	NGBP	\$8,270,800	\$8,270,800	\$0	\$8,270,800					MassDOT	
2027	608514	Boston Region	Beverly	BEVERLY- BRIDGE REPLACEMENT, B-11-001, BRIDGE STREET OVER BASS RIVER (HALL-WHITAKER DRAWBRIDGE)	4	NGBP	\$40,020,000	\$40,020,000	\$0	\$40,020,000					MassDOT	
2027	611942	Berkshire Region	Sheffield	SHEFFIELD- SUPERSTRUCTURE REPLACEMENT, S-10-024, COUNTY ROAD OVER IRONWORKS BROOK	1	NGBP	\$2,069,643	\$2,069,643	\$0	\$2,069,643						
2027	612167	Pioneer Valley	Springfield	SPRINGFIELD- BRIDGE REPLACEMENT, S-24-017, ST. JAMES AVENUE OVER CSX & S-24-071, ST. JAMES AVENUE OVER I-291	2	NGBP	\$83,280,331	\$83,280,331	\$0	\$83,280,331						



STIP Investments Report

STIP: 2023 - 2027 (D)																
Year	MassDOT Project ID	MPO	Municipality	MassDOT Project Description	District	Funding Source	Adjusted TFPC	Total Programmed Funds	Federal Funds	Non-Federal Funds	MPO Project Score	Entity Receiving Transfer	PSAC Score	Earmark Details	Proponent	Other Information
Federal Fiscal Year 2027								\$1,792,464,966	\$905,826,224	\$886,638,742						
2027	612179	Franklin Region	Colrain	COLRAIN- BRIDGE REPLACEMENT, C-18-033, ADAMSVILLE ROAD OVER VINCENT BROOK	1	NGBP	\$4,125,045	\$4,125,045	\$0	\$4,125,045						
2027	612510	Central Mass	Grafton	GRAFTON- BRIDGE REPLACEMENT, G-08-020, (SR 140) SHREWSBURY STREET OVER MBTA/CSX RAILROAD	3	NGBP	\$9,054,541	\$0	\$0	\$0					MassDOT	Construction, Total Project Cost = \$9,054,541, YOE = 12%
Bridge On-system NHS								\$276,277,738	\$94,856,125	\$181,421,613						
2027	605304	Merrimack Valley	Haverhill	HAVERHILL- BRIDGE REPLACEMENT, H-12-007 & H-12-025, BRIDGE STREET (SR 125) OVER THE MERRIMACK RIVER AND THE ABANDONED B&M RR (PROPOSED BIKEWAY)	4	NHPP	\$108,011,904	\$0	\$0	\$0						Project ACd over 2024-2026
2027	606522	Merrimack Valley	Andover	ANDOVER- BRIDGE REHABILITATION, A-09-036, I-495 OVER ST 28 (SB), A-09-037, I-495 OVER B&M AND MBTA, A-09-041, I-495 OVER ST 28 (NB)	4	NHPP	\$173,075,000	\$0	\$0	\$0						Project ACd over 2023-2026
2027	606728	Boston Region	Boston	BOSTON- BRIDGE REPLACEMENT B-16-365, STORROW DRIVE OVER BOWKER RAMPS	6	NHPP	\$116,058,000	\$107,377,205	\$85,901,764	\$21,475,441					MassDOT	
2027	609466	Merrimack Valley	Haverhill	HAVERHILL- BRIDGE REPLACEMENT, H-12-040, I-495 (NB & SB) OVER MERRIMACK RIVER	4	NHPP	\$96,087,420	\$11,192,951	\$8,954,361	\$2,238,590						Project ACd over 2024-2027
2027	611987	Boston Region	Cambridge	CAMBRIDGE- BRIDGE REPLACEMENT, C-01-026, MEMORIAL DRIVE OVER BROOKLINE STREET	6	NGBP	\$52,933,955	\$52,933,955	\$0	\$52,933,955					MassDOT	
2027	612494	Pioneer Valley	Multiple	SPRINGFIELD- WEST SPRINGFIELD- BRIDGE REPLACEMENT, S-24-003=W-21-002, (US-20) PARK AVENUE OVER CONNECTICUT RIVER	2	NGBP	\$104,773,627	\$104,773,627	\$0	\$104,773,627						
Non-Interstate Pavement								\$46,710,413	\$37,368,330	\$9,342,083						
2027	609402	Boston Region	Multiple	FRAMINGHAM- NATICK- RESURFACING AND RELATED WORK ON ROUTE 9	3	NHPP	\$48,665,364	\$23,000,000	\$18,400,000	\$4,600,000					MassDOT	
2027	610719	Statewide	Multiple	BURLINGTON TO TYNGSBOROUGH- PAVEMENT PRESERVATION ON ROUTE 3	4	NHPP	\$18,142,413	\$18,142,413	\$14,513,930	\$3,628,483						



STIP Investments Report

STIP: 2023 - 2027 (D)																
Year	MassDOT Project ID	MPO	Municipality	MassDOT Project Description	District	Funding Source	Adjusted TFPC	Total Programmed Funds	Federal Funds	Non-Federal Funds	MPO Project Score	Entity Receiving Transfer	PSAC Score	Earmark Details	Proponent	Other Information
Federal Fiscal Year 2027								\$1,792,464,966	\$905,826,224	\$886,638,742						
2027	612089	Central Mass	Southbridge	SOUTHBRIDGE- DUDLEY- RESURFACING AND RELATED WORK ON ROUTE 131	3	NHPP	\$5,568,000	\$5,568,000	\$4,454,400	\$1,113,600					MassDOT	Construction, Total Project Cost = \$5,568,000, Design Status = Approved, YOE = 16%
Safety Improvements								\$27,390,800	\$24,257,940	\$3,132,860						
2027	611967	Central Mass	Multiple	STURBRIDGE- CHARLTON- INTERSECTION IMPROVEMENTS ON ROUTE 49 AT PUTNAM ROAD, WALKER POND ROAD & ROUTE 20	3	HSIP	\$4,205,000	\$4,205,000	\$3,784,500	\$420,500					MassDOT	Construction, Total Project Cost = \$4,205,000, Design Status = Approved, YOE = 16%
2027	611969	Boston Region	Everett	EVERETT- INTERSECTION IMPROVEMENTS ON ROUTE 16	4	HSIP	\$17,748,000	\$13,248,000	\$11,923,200	\$1,324,800					MassDOT	
2027	612599	Boston Region	Lynn	LYNN- TARGETED SAFETY AND MULTIMODAL IMPROVEMENTS (PLAYBOOK PRIORITY CORRIDORS)	4	HSIP	\$8,937,800	\$5,000,000	\$4,500,000	\$500,000					MassDOT	
2027	612599	Boston Region	Lynn	LYNN- TARGETED SAFETY AND MULTIMODAL IMPROVEMENTS (PLAYBOOK PRIORITY CORRIDORS)	4	STBG	\$8,937,800	\$3,937,800	\$3,150,240	\$787,560					MassDOT	
2027	S12643	Statewide		SHSP STRATEGIES IMPLEMENTATION TO ADDRESS EMPHASIS AREAS (INTERSECTION PROGRAM - 2027)		HSIP	\$1,000,000	\$1,000,000	\$900,000	\$100,000						
Interstate Pavement								\$43,471,487	\$39,124,338	\$4,347,149						
2027	608827	Southeastern Mass	Multiple	NORTH ATTLEBOROUGH- ATTLEBORO- INTERSTATE MAINTENANCE AND RELATED WORK ON I-295	5	NHPP-I	\$9,909,787	\$9,909,787	\$8,918,808	\$990,979					MassDOT	
2027	612051	Boston Region	Multiple	CANTON- MILTON- RANDOLPH- INTERSTATE MAINTENANCE AND RELATED WORK ON I-93	6	NHPP-I	\$15,407,700	\$15,407,700	\$13,866,930	\$1,540,770					MassDOT	
2027	612056	Southeastern Mass	Attleboro	ATTLEBORO- NORTH ATTLEBOROUGH- MANSFIELD- FOXBOROUGH- RESURFACING AND RELATED WORK ON I-95	5	NHPP-I	\$14,674,000	\$14,674,000	\$13,206,600	\$1,467,400					MassDOT	
2027	612093	Montachusett	Lancaster	LANCASTER- LEOMINSTER- INTERSTATE MAINTENANCE AND RELATED WORK ON I-190	3	NHPP-I	\$3,480,000	\$3,480,000	\$3,132,000	\$348,000						
Bridge Off-system								\$47,428,063	\$37,942,450	\$9,485,613						





STIP Investments Report

STIP: 2023 - 2027 (D)																
Year	MassDOT Project ID	MPO	Municipality	MassDOT Project Description	District	Funding Source	Adjusted TFPC	Total Programmed Funds	Federal Funds	Non-Federal Funds	MPO Project Score	Entity Receiving Transfer	PSAC Score	Earmark Details	Proponent	Other Information
Federal Fiscal Year 2027								\$1,792,464,966	\$905,826,224	\$886,638,742						
2027	612006	Old Colony	Duxbury	DUXBURY- BRIDGE REPLACEMENT, D-14-003 (438), POWDER POINT AVENUE OVER DUXBURY BAY	5	STBG-BR-Off	\$81,374,000	\$47,428,063	\$37,942,450	\$9,485,613						Construction; Total Cost is \$70,150,000; Advance Construction (AC); AC Phase 1 Year of Expenditure in 2027 is \$47,428,063; AC Phases 2 through 4 in Years 2028, 2029, and 2030 (Total Years of Expenditure \$109,829,647); TEC Score is N/A; Status is Pre-25% Design
Roadway Improvements								\$1,610,150	\$1,288,120	\$322,030						
2027	612597	Statewide		DISTRICT 4- STORMWATER IMPROVEMENTS ALONG I-93 AND I-95	4	STBG	\$1,610,150	\$1,610,150	\$1,288,120	\$322,030						
Bridge Inspections								\$11,047,515	\$8,838,012	\$2,209,503						
2027	S12633	Statewide		2026 Bridge Inspection & Data Control		NHPP	\$28,947,515	\$11,047,515	\$8,838,012	\$2,209,503						
Resiliency Improvements								\$9,484,436	\$7,587,549	\$1,896,887						
2027	S12662	Statewide		MassDOT Resiliency-focused Improvements (2023-2027 STIP)		PRCT	\$59,524,326	\$9,484,436	\$7,587,549	\$1,896,887						
Section 2B / State Prioritized Modernization Projects								\$161,217,495	\$136,141,289	\$25,076,206						
Intersection Improvements								\$19,107,815	\$16,296,852	\$2,810,963						
2027	611965	Pioneer Valley	Holyoke	HOLYOKE- INTERSECTION IMPROVEMENTS AT BEECH STREET, RESNIC BOULEVARD, AND WEST FRANKLIN STREET	2	HSIP	\$5,046,000	\$5,046,000	\$4,541,400	\$504,600						
2027	611969	Boston Region	Everett	EVERETT- INTERSECTION IMPROVEMENTS ON ROUTE 16	4	NHPP	\$17,748,000	\$4,500,000	\$3,600,000	\$900,000					MassDOT	
2027	611970	Berkshire Region	Lee	LEE- INTERSECTION IMPROVEMENTS AT PARK STREET AND MAIN STREET (ROUTE 20)	1	NHPP	\$4,501,815	\$4,501,815	\$3,601,452	\$900,363						
2027	611980	Southeastern Mass	Somerset	SOMERSET- INTERSECTION IMPROVEMENTS AT ROUTE 6 AND LEES RIVER AVE	5	HSIP	\$4,060,000	\$4,060,000	\$3,654,000	\$406,000					MassDOT	



STIP Investments Report

STIP: 2023 - 2027 (D)															
Federal Fiscal Year 2027								\$1,792,464,966	\$905,826,224	\$886,638,742					
2027	S12644	Statewide		SHSP STRATEGIES IMPLEMENTATION TO ADDRESS EMPHASIS AREAS (INTERSECTION PROGRAM - 2027)		HSIP	\$1,000,000	\$1,000,000	\$900,000	\$100,000					
Roadway Reconstruction								\$128,431,346	\$108,901,770	\$19,529,576					
2027	604959	Franklin Region	Erving	ERVING- RECONSTRUCTION & IMPROVEMENTS ON ROUTE 2 (FARLEY AREA) FROM MM 60 TO MM 62.9	2	NHPP	\$7,763,068	\$7,763,068	\$6,210,454	\$1,552,614					
2027	607977	Boston Region	Multiple	HOPKINTON- WESTBOROUGH- RECONSTRUCTION OF I-90/I-495 INTERCHANGE	3	NHPP-I	\$300,942,837	\$41,566,934	\$37,410,241	\$4,156,693				MassDOT	Construction; HIP+NHPP+NFA+NFP+Other FA = \$300,942,837; Project funded over six fiscal years (2022-2027); Funding in this TIP = \$274,036,314.
2027	607977	Boston Region	Multiple	HOPKINTON- WESTBOROUGH- RECONSTRUCTION OF I-90/I-495 INTERCHANGE	3	NFP-I	\$300,942,837	\$20,000,000	\$18,000,000	\$2,000,000				MassDOT	Construction; HIP+NHPP+NFA+NFP+Other FA = \$300,942,837; Project funded over six fiscal years (2022-2027); Funding in this TIP = \$274,036,314.
2027	608049	Southeastern Mass	Fall River	FALL RIVER- CORRIDOR IMPROVEMENTS ON ROUTE 79/DAVOL STREET	5	NHPP	\$119,427,595	\$0	\$0	\$0				MassDOT	AC'd FFY 2022-2026; HIP BR funds FFY 2022 & FFY 2024
2027	609527	Boston Region	Reading	READING- IMPROVEMENTS ON I-95	4	NHPP	\$17,376,800	\$17,376,800	\$13,901,440	\$3,475,360				MassDOT	
2027	610543	Boston Region	Multiple	REVERE- MALDEN- IMPROVEMENTS AT ROUTE 1 (NB)	4	NHPP	\$8,363,600	\$8,363,600	\$6,690,880	\$1,672,720				MassDOT	
2027	612615	Boston Region	Multiple	CANTON- MILTON- ROADWAY RECONSTRUCTION ON ROUTE 138, FROM ROYALL STREET TO DOLLAR LANE	6	NHPP	\$18,360,944	\$18,360,944	\$14,688,755	\$3,672,189				MassDOT	
2027	S12645	Statewide		Safe Routes to School (SRTS) Infrastructure FFY 2027		TAP	\$15,000,000	\$15,000,000	\$12,000,000	\$3,000,000					Placeholder for FFY 2027 Safe Routes to School (SRTS) infrastructure projects, to be selected as part of a competitive solicitation process.
ADA Retrofits								\$3,368,466	\$2,694,773	\$673,693					
2027	612263	Southeastern Mass	New Bedford	NEW BEDFORD- BICYCLE AND PEDESTRIAN RAMP CONSTRUCTION, ROUTE 6 (WB) TO MACARTHUR DRIVE	5	STBG	\$3,368,466	\$3,368,466	\$2,694,773	\$673,693				MassDOT	
Intelligent Transportation Systems								\$10,309,868	\$8,247,894	\$2,061,974					
2027	S12649	Statewide		STATEWIDE- INTELLIGENT TRANSPORTATION SYSTEMS (YEAR 2027)		NHPP	\$10,309,868	\$10,309,868	\$8,247,894	\$2,061,974					



STIP Investments Report

STIP: 2023 - 2027 (D)																
Year	MassDOT Project ID	MPO	Municipality	MassDOT Project Description	District	Funding Source	Adjusted TFPC	Total Programmed Funds	Federal Funds	Non-Federal Funds	MPO Project Score	Entity Receiving Transfer	PSAC Score	Earmark Details	Proponent	Other Information
Federal Fiscal Year 2027								\$1,792,464,966	\$905,826,224	\$886,638,742						
Section 2C / State Prioritized Expansion Projects								\$36,961,041	\$29,568,833	\$7,392,208						
Bicycle and Pedestrian								\$36,961,041	\$29,568,833	\$7,392,208						
2027	606890	Berkshire Region	Multiple	ADAMS- NORTH ADAMS- ASHUWILLTICOOK RAIL TRAIL EXTENSION TO ROUTE 8A (HODGES CROSS ROAD)	1	CMAQ	\$9,535,200	\$8,895,200	\$7,116,160	\$1,779,040						
2027	606890	Berkshire Region	Multiple	ADAMS- NORTH ADAMS- ASHUWILLTICOOK RAIL TRAIL EXTENSION TO ROUTE 8A (HODGES CROSS ROAD)	1	HPP	\$9,535,200	\$640,000	\$512,000	\$128,000						
2027	607570	Berkshire Region	Lee	LEE- BIKEWAY CONSTRUCTION, FROM STOCKBRIDGE T.L. TO WEST PARK STREET (PHASE 1)	1	CMAQ	\$7,165,739	\$7,165,739	\$5,732,591	\$1,433,148	4 of 8		28		Lee	
2027	607823	Pioneer Valley	Southampton	SOUTHAMPTON- GREENWAY RAIL TRAIL CONSTRUCTION, FROM COLEMAN ROAD TO ROUTE 10 (3.5 MILES)	2	CMAQ	\$7,053,638	\$7,053,638	\$5,642,910	\$1,410,728						
2027	608787	Pioneer Valley	Williamsburg	WILLIAMSBURG- CONSTRUCTION OF THE "MILL RIVER GREENWAY" SHARED USE PATH	1	CMAQ	\$44,010,400	\$9,000,000	\$7,200,000	\$1,800,000						
2027	610660	Boston Region	Multiple	SUDBURY- WAYLAND- MASS CENTRAL RAIL TRAIL (MCRT)	3	CMAQ	\$4,206,464	\$4,206,464	\$3,365,171	\$841,293					MassDOT	
Section 3A / Planning/Adjustments/Pass-throughs								\$165,343,109	\$152,431,487	\$12,911,622						
GANS Repayment								\$100,000,000	\$100,000,000	\$0						
2027	S12667	Statewide		GANS (FFY 2027)		NHPP-G	\$100,000,000	\$100,000,000	\$100,000,000	\$0						
Metropolitan Planning								\$14,440,401	\$11,552,321	\$2,888,080						
2027	S12672	Statewide		Metropolitan Planning (FFY 2028 UPWPs) - PL & SPR		PL	\$14,440,401	\$14,440,401	\$11,552,321	\$2,888,080						
Recreational Trails								\$1,493,420	\$1,194,736	\$298,684						
2027	S12680	Statewide		RECREATIONAL TRAILS PROGRAM (FFY 2027)		REC	\$1,493,420	\$1,493,420	\$1,194,736	\$298,684						
SRTS Education								\$2,429,174	\$1,943,339	\$485,835						



STIP Investments Report

STIP: 2023 - 2027 (D)																
Year	MassDOT Project ID	MPO	Municipality	MassDOT Project Description	District	Funding Source	Adjusted TFPC	Total Programmed Funds	Federal Funds	Non-Federal Funds	MPO Project Score	Entity Receiving Transfer	PSAC Score	Earmark Details	Proponent	Other Information
Federal Fiscal Year 2027								\$1,792,464,966	\$905,826,224	\$886,638,742						
2027	S12685	Statewide		SRTS EDUCATION (FFY 2027)		TAP	\$2,429,174	\$2,429,174	\$1,943,339	\$485,835						
State Planning & Research								\$25,538,819	\$20,431,055	\$5,107,764						
2027	S12712	Statewide		SPR Work Program (FFY 2028)		PL	\$29,144,006	\$21,538,819	\$17,231,055	\$4,307,764						
2027	S12712	Statewide		SPR Work Program (FFY 2028)		Other FA	\$29,144,006	\$4,000,000	\$3,200,000	\$800,000						
Railroad Crossings								\$2,371,999	\$1,897,599	\$474,400						
2027	S12727	Statewide		Railroad Grade Crossings (FFY 2027)		RRHE	\$2,371,999	\$1,186,000	\$948,800	\$237,200						
2027	S12727	Statewide		Railroad Grade Crossings (FFY 2027)		RRPD	\$2,371,999	\$1,185,999	\$948,799	\$237,200						
Award Adjustments, Change Orders, etc.								\$19,069,296	\$15,412,436	\$3,656,860						
2027	S12732	Statewide		Awards, Adjustments, Change Orders, etc. (FFY 2027)		STBG-BR-Off	\$19,069,296	\$1,009,282	\$807,426	\$201,856						
2027	S12732	Statewide		Awards, Adjustments, Change Orders, etc. (FFY 2027)		CMAQ	\$19,069,296	\$756,961	\$605,569	\$151,392						
2027	S12732	Statewide		Awards, Adjustments, Change Orders, etc. (FFY 2027)		HSIP	\$19,069,296	\$1,569,994	\$1,412,995	\$156,999						
2027	S12732	Statewide		Awards, Adjustments, Change Orders, etc. (FFY 2027)		NHPP	\$19,069,296	\$12,705,213	\$10,164,170	\$2,541,043						
2027	S12732	Statewide		Awards, Adjustments, Change Orders, etc. (FFY 2027)		STBG	\$19,069,296	\$2,775,525	\$2,220,420	\$555,105						
2027	S12732	Statewide		Awards, Adjustments, Change Orders, etc. (FFY 2027)		TAP	\$19,069,296	\$252,321	\$201,857	\$50,464						
Section 3B / Non-Federal Aid Funded								\$399,910,637	\$0	\$399,910,637						
Bridge On-system Non-NHS								\$146,819,619	\$0	\$146,819,619						
2027	605323	Central Mass	Oxford	OXFORD- BRIDGE REPLACEMENT, O-06-030, (ST 56) LEICESTER ROAD OVER THE FRENCH RIVER	3	NGBP	\$1,740,000	\$1,740,000	\$0	\$1,740,000					MassDOT	Construction, Total Project Cost = \$1,740,000, Design Status = Approved, YOE = 16%



STIP Investments Report

STIP: 2023 - 2027 (D)																
2027	605340	Pioneer Valley	Springfield	SPRINGFIELD- BRIDGE RECONSTRUCTION/REHAB, S-24-028, ST. JAMES AVENUE OVER CONRAIL RAILROAD (ABANDONED)	2	NGBP	\$4,454,400	\$4,454,400	\$0	\$4,454,400						
2027	607348	Southeastern Mass	North Attleborough	NORTH ATTLEBORO- SUPERSTRUCTURE REPLACEMENT & SUBSTRUCTURE REHABILITATION, N-16-004, MENDON ROAD OVER ABBOTT RUN RIVER	5	NGBP	\$2,859,400	\$2,859,400	\$0	\$2,859,400					MassDOT	
2027	607420	Boston Region	Natick	NATICK- SUPERSTRUCTURE REPLACEMENT, N-03-012, BODEN LANE OVER CSX/MBTA	3	NGBP	\$8,270,800	\$8,270,800	\$0	\$8,270,800					MassDOT	
2027	608514	Boston Region	Beverly	BEVERLY- BRIDGE REPLACEMENT, B-11-001, BRIDGE STREET OVER BASS RIVER (HALL-WHITAKER DRAWBRIDGE)	4	NGBP	\$40,020,000	\$40,020,000	\$0	\$40,020,000					MassDOT	
2027	611942	Berkshire Region	Sheffield	SHEFFIELD- SUPERSTRUCTURE REPLACEMENT, S-10-024, COUNTY ROAD OVER IRONWORKS BROOK	1	NGBP	\$2,069,643	\$2,069,643	\$0	\$2,069,643						
2027	612167	Pioneer Valley	Springfield	SPRINGFIELD- BRIDGE REPLACEMENT, S-24-017, ST. JAMES AVENUE OVER CSX & S-24-071, ST. JAMES AVENUE OVER I-291	2	NGBP	\$83,280,331	\$83,280,331	\$0	\$83,280,331						
2027	612179	Franklin Region	Colrain	COLRAIN- BRIDGE REPLACEMENT, C-18-033, ADAMSVILLE ROAD OVER VINCENT BROOK	1	NGBP	\$4,125,045	\$4,125,045	\$0	\$4,125,045						
2027	612510	Central Mass	Grafton	GRAFTON- BRIDGE REPLACEMENT, G-08-020, (SR 140) SHREWSBURY STREET OVER MBTA/CSX RAILROAD	3	NGBP	\$9,054,541	\$0	\$0	\$0					MassDOT	Construction, Total Project Cost = \$9,054,541, YOE = 12%
Bridge On-system Non-NHS NB								\$95,383,436	\$0	\$95,383,436						
2027	605276	Boston Region	Multiple	BEVERLY- SALEM- DRAWBRIDGE REPLACEMENT/REHABILITATION OF B-11-005=S-01-013, KERNWOOD AVENUE OVER DANVERS RIVER	4	NGBP	\$95,383,436	\$95,383,436	\$0	\$95,383,436					MassDOT	
Bridge On-system NHS								\$157,707,582	\$0	\$157,707,582						
2027	611987	Boston Region	Cambridge	CAMBRIDGE- BRIDGE REPLACEMENT, C-01-026, MEMORIAL DRIVE OVER BROOKLINE STREET	6	NGBP	\$52,933,955	\$52,933,955	\$0	\$52,933,955					MassDOT	
2027	612494	Pioneer Valley	Multiple	SPRINGFIELD- WEST SPRINGFIELD- BRIDGE REPLACEMENT, S-24-003=W-21-002, (US-20) PARK AVENUE OVER CONNECTICUT RIVER	2	NGBP	\$104,773,627	\$104,773,627	\$0	\$104,773,627						

## 2023-2027 Investment Tables: *Transit*

Year	MassDOT Project ID	Program	MassDOT Project Description	Funding Source	Total Project Cost	Total Programmed Funds	Federal Funds	State Funds	Other Funds	FTA Line Item	Other Information
Federal Fiscal Year 2023						\$943,053,712	\$598,078,261	\$67,860,385	\$277,115,066		
Berkshire Regional Transportation Authority						\$615,729	\$492,583	\$123,146			
2023	RTD0010566	RTA Facility & Vehicle Maintenance	BRTA - PREVENTIVE MAINTENANCE	5307	\$200,000	\$160,000	\$160,000			30.09.03	
2023	RTD0010566	RTA Facility & Vehicle Maintenance	BRTA - PREVENTIVE MAINTENANCE	RTACAP	\$200,000	\$40,000		\$40,000		30.09.03	
2023	RTD0011250	RTA Facility & Vehicle Maintenance	BRTA - ENGINEERING/Building Assessment	5307	\$50,000	\$40,000	\$40,000			11.41.03	
2023	RTD0011250	RTA Facility & Vehicle Maintenance	BRTA - ENGINEERING/Building Assessment	RTACAP	\$50,000	\$10,000		\$10,000		11.41.03	
2023	RTD0011251	RTA Facility & Vehicle Maintenance	BRTA - REHAB/ ITC Stairwell	5307	\$50,000	\$40,000	\$40,000			11.44.03	
2023	RTD0011251	RTA Facility & Vehicle Maintenance	BRTA - REHAB/ ITC Stairwell	RTACAP	\$50,000	\$10,000		\$10,000		11.44.03	
2023	RTD0010567	RTA Vehicle Replacement	BRTA - BUY REPLACEMENT <30 FT BUS (3) Fixed Route Mini Buses	5307	\$315,729	\$252,583	\$252,583			11.12.04	
2023	RTD0010567	RTA Vehicle Replacement	BRTA - BUY REPLACEMENT <30 FT BUS (3) Fixed Route Mini Buses	RTACAP	\$315,729	\$63,146		\$63,146		11.12.04	
Brockton Area Transit						\$8,550,000	\$4,650,000	\$3,900,000			
2023	RTD0011362	RTA Facility & System Modernization	BAT - PURCHASE MISC ELEC/POWER EQUIP	5307	\$800,000	\$400,000	\$400,000			11.52.20	
2023	RTD0011362	RTA Facility & System Modernization	BAT - PURCHASE MISC ELEC/POWER EQUIP	RTACAP	\$800,000	\$400,000		\$400,000		11.52.20	
2023	RTD0011330	RTA Facility & Vehicle Maintenance	BAT - ACQUIRE MISC SUPPORT EQUIPMENT	5307	\$100,000	\$80,000	\$80,000			11.42.20	
2023	RTD0011330	RTA Facility & Vehicle Maintenance	BAT - ACQUIRE MISC SUPPORT EQUIPMENT	RTACAP	\$100,000	\$20,000		\$20,000		11.42.20	
2023	RTD0011331	RTA Facility & Vehicle Maintenance	BAT - BUY ASSOC CAP MAINT ITEMS	5307	\$50,000	\$40,000	\$40,000			11.12.40	
2023	RTD0011331	RTA Facility & Vehicle Maintenance	BAT - BUY ASSOC CAP MAINT ITEMS	RTACAP	\$50,000	\$10,000		\$10,000		11.12.40	
2023	RTD0011332	RTA Facility & Vehicle Maintenance	BAT - ACQUIRE-SHOP EQUIPMENT	5307	\$500,000	\$400,000	\$400,000			11.42.06	
2023	RTD0011332	RTA Facility & Vehicle Maintenance	BAT - ACQUIRE-SHOP EQUIPMENT	RTACAP	\$500,000	\$100,000		\$100,000		11.42.06	
2023	RTD0011333	RTA Facility & Vehicle Maintenance	BAT - TERMINAL, INTERMODAL (TRANSIT)	5307	\$100,000	\$80,000	\$80,000			11.34.03	
2023	RTD0011333	RTA Facility & Vehicle Maintenance	BAT - TERMINAL, INTERMODAL (TRANSIT)	RTACAP	\$100,000	\$20,000		\$20,000		11.34.03	
2023	RTD0011334	RTA Facility & Vehicle Maintenance	BAT - REHAB RENOVATE MAINTENANCE FACILITY	5307	\$500,000	\$400,000	\$400,000			11.44.02	
2023	RTD0011334	RTA Facility & Vehicle Maintenance	BAT - REHAB RENOVATE MAINTENANCE FACILITY	RTACAP	\$500,000	\$100,000		\$100,000		11.44.02	
2023	RTD0011361	RTA Fleet Upgrades	BAT - BUY REPLACEMENT 35-FT BUS ELECTRIC (6)	5307	\$6,500,000	\$3,250,000	\$3,250,000			11.12.02	Replacement of Conventional Diesel Buses with Electric Buses
2023	RTD0011361	RTA Fleet Upgrades	BAT - BUY REPLACEMENT 35-FT BUS ELECTRIC (6)	RTACAP	\$6,500,000	\$3,250,000		\$3,250,000		11.12.02	Replacement of Conventional Diesel Buses with Electric Buses
Cape Ann Transportation Authority						\$1,728,750	\$1,185,000	\$472,500	\$71,250		
2023	RTD0010578	RTA Facility & Vehicle Maintenance	CATA - -Preventive Maintenance	5307	\$356,250	\$285,000	\$285,000			11.7A.00	
2023	RTD0010578	RTA Facility & Vehicle Maintenance	CATA - -Preventive Maintenance	LF	\$356,250	\$71,250			\$71,250	11.7A.00	
2023	RTD0010582	RTA Facility & Vehicle Maintenance	CATA - -buy misc small capital	RTACAP	\$15,000	\$15,000		\$15,000		11.12.40	
2023	RTD0010585	RTA Facility & Vehicle Maintenance	CATA - -acquire shop equip/small capital	5307	\$37,500	\$30,000	\$30,000			11.42.06	
2023	RTD0010585	RTA Facility & Vehicle Maintenance	CATA - -acquire shop equip/small capital	RTACAP	\$37,500	\$7,500		\$7,500		11.42.06	
2023	RTD0010589	RTA Vehicle Replacement	CATA - -Revenue Vehicle Replacement	5307	\$1,320,000	\$870,000	\$870,000			11.12.03	
2023	RTD0010589	RTA Vehicle Replacement	CATA - -Revenue Vehicle Replacement	RTACAP	\$1,320,000	\$450,000		\$450,000		11.12.03	



Year	MassDOT Project ID	Program	MassDOT Project Description	Funding Source	Total Project Cost	Total Programmed Funds	Federal Funds	State Funds	Other Funds	FTA Line Item	Other Information
Cape Cod Regional Transit Authority						\$14,095,626	\$10,756,500	\$3,339,126			
2023	RTD0010600	Operating	CCRTA - MOBILITY MANAGEMENT	5307	\$1,500,000	\$1,200,000	\$1,200,000			11.7L.00	
2023	RTD0010600	Operating	CCRTA - MOBILITY MANAGEMENT	SCA	\$1,500,000	\$300,000		\$300,000		11.7L.00	
2023	RTD0010601	Operating	CCRTA - NON FIXED ROUTE ADA PARA SERV	5307	\$750,000	\$600,000	\$600,000			11.7C.00	
2023	RTD0010601	Operating	CCRTA - NON FIXED ROUTE ADA PARA SERV	SCA	\$750,000	\$150,000		\$150,000		11.7C.00	
2023	RTD0010602	Operating	CCRTA - OPERATING ASSISTANCE-Fixed Route/Demand Response	5307	\$1,600,000	\$800,000	\$800,000			30.09.01	
2023	RTD0010602	Operating	CCRTA - OPERATING ASSISTANCE-Fixed Route/Demand Response	SCA	\$1,600,000	\$800,000		\$800,000		30.09.01	
2023	RTD0010603	Operating	CCRTA - PREVENTIVE MAINTENANCE	5307	\$7,500,000	\$6,000,000	\$6,000,000			11.7A.00	
2023	RTD0010603	Operating	CCRTA - PREVENTIVE MAINTENANCE	SCA	\$7,500,000	\$1,500,000		\$1,500,000		11.7A.00	
2023	RTD0010594	RTA Facility & System Modernization	CCRTA - Hyannis and South Dennis/CCRTA ACQUIRE - ADP HARDWARE	5307	\$31,200	\$24,960	\$24,960			11.42.07	
2023	RTD0010594	RTA Facility & System Modernization	CCRTA - Hyannis and South Dennis/CCRTA ACQUIRE - ADP HARDWARE	RTACAP	\$31,200	\$6,240		\$6,240		11.42.07	
2023	RTD0010595	RTA Facility & System Modernization	CCRTA - Hyannis Transportation Center Campus/SHORT RANGE TRANSIT PLANNING	5307	\$100,000	\$80,000	\$80,000			44.24.00	
2023	RTD0010595	RTA Facility & System Modernization	CCRTA - Hyannis Transportation Center Campus/SHORT RANGE TRANSIT PLANNING	RTACAP	\$100,000	\$20,000		\$20,000		44.24.00	
2023	RTD0010596	RTA Facility & System Modernization	CCRTA - Hyannis Transportation Center/REHAB/RENOVATE - ADMINISTRATIVE FACILITY	5307	\$500,000	\$400,000	\$400,000			11.44.01	
2023	RTD0010596	RTA Facility & System Modernization	CCRTA - Hyannis Transportation Center/REHAB/RENOVATE - ADMINISTRATIVE FACILITY	RTACAP	\$500,000	\$100,000		\$100,000		11.44.01	
2023	RTD0010597	RTA Facility & System Modernization	CCRTA - South Dennis Bus Operations Center/ACQUIRE - MISC SUPPORT EQUIPMENT	5307	\$500,000	\$400,000	\$400,000			11.42.20	
2023	RTD0010597	RTA Facility & System Modernization	CCRTA - South Dennis Bus Operations Center/ACQUIRE - MISC SUPPORT EQUIPMENT	RTACAP	\$500,000	\$100,000		\$100,000		11.42.20	
2023	RTD0010626	RTA Facility & System Modernization	CCRTA - AUTOMATIC FARE COLLECTION (AFC) 2.0LL EQUIP	RTACAP	\$50,000	\$50,000		\$50,000		11.42.10	
2023	RTD0010593	RTA Facility & Vehicle Maintenance	CCRTA - Falmouth and Barnstable Rte 28/CONSTRUCTION - BUS SHELTERS	5339	\$38,000	\$60,800	\$60,800			11.33.10	
2023	RTD0010593	RTA Facility & Vehicle Maintenance	CCRTA - Falmouth and Barnstable Rte 28/CONSTRUCTION - BUS SHELTERS	RTACAP	\$38,000	\$15,200		\$15,200		11.33.10	
2023	RTD0010598	RTA Vehicle Replacement	CCRTA - BUY REPLACEMENT 30-FT BUS	5307	\$1,242,561	\$994,048	\$994,048			11.12.03	
2023	RTD0010598	RTA Vehicle Replacement	CCRTA - BUY REPLACEMENT 30-FT BUS	RTACAP	\$1,242,561	\$248,513		\$248,513		11.12.03	
2023	RTD0010599	RTA Vehicle Replacement	CCRTA - BUY REPLACEMENT <30 FT BUS (Low Floor Cutaways)	5307	\$245,865	\$196,692	\$196,692			11.12.04	
2023	RTD0010599	RTA Vehicle Replacement	CCRTA - BUY REPLACEMENT <30 FT BUS (Low Floor Cutaways)	RTACAP	\$245,865	\$49,173		\$49,173		11.12.04	
Franklin Regional Transit Authority						\$2,135,000		\$2,135,000			
2023	RTD0010633	RTA Facility & System Modernization	FRTA - ACQUIRE - MISC SUPPORT EQUIPMENT	RTACAP	\$25,000	\$25,000		\$25,000		11.42.20	
2023	RTD0010644	RTA Facility & System Modernization	FRTA - ACQUIRE - SURVEIL/SECURITY EQUIP - Bus Auto Camera Download	RTACAP	\$30,000	\$30,000		\$30,000		11.42.09	
2023	RTD0011244	RTA Facility & System Modernization	FRTA - Planning	RTACAP	\$50,000	\$50,000		\$50,000		44.23.01	
2023	RTD0010634	RTA Facility & Vehicle Maintenance	FRTA - BUY ASSOC CAP MAINT ITEMS	RTACAP	\$15,000	\$15,000		\$15,000		11.12.40	
2023	RTD0010635	RTA Facility & Vehicle Maintenance	FRTA - REHAB/RENOVATE - SHOP EQUIPMENT	RTACAP	\$10,000	\$10,000		\$10,000		11.42.06	
2023	RTD0010642	RTA Replacement Facilities	FRTA - ENG/DESIGN - MAINT FACILITY	RTACAP	\$50,000	\$50,000		\$50,000		11.41.02	
2023	RTD0010643	RTA Replacement Facilities	FRTA - CONSTRUCT - MAINTENANCE FACILITY	RTACAP	\$500,000	\$500,000		\$500,000		11.43.02	
2023	RTD0010638	RTA Vehicle Replacement	FRTA - BUY REPLACEMENT 35-FT BUS (3)	RTACAP	\$1,455,000	\$1,455,000		\$1,455,000		11.12.02	
Greater Attleboro-Taunton Regional Transit Authority						\$11,891,713	\$8,633,370	\$2,355,000	\$903,343		



Year	MassDOT Project ID	Program	MassDOT Project Description	Funding Source	Total Project Cost	Total Programmed Funds	Federal Funds	State Funds	Other Funds	FTA Line Item	Other Information
2023	RTD0010646	Operating	Greater Attleboro-Taunton Regional Transit Authority Short Range Transit Planning	5307	\$100,000	\$80,000	\$80,000			44.24.00	
2023	RTD0010646	Operating	Greater Attleboro-Taunton Regional Transit Authority Short Range Transit Planning	SCA	\$100,000	\$20,000		\$20,000		44.24.00	
2023	RTD0010647	Operating	Greater Attleboro-Taunton Regional Transit Authority Preventative Maintenance	5307	\$5,100,000	\$4,080,000	\$4,080,000			11.7A.00	
2023	RTD0010647	Operating	Greater Attleboro-Taunton Regional Transit Authority Preventative Maintenance	SCA	\$5,100,000	\$1,020,000		\$1,020,000		11.7A.00	
2023	RTD0010648	Operating	Greater Attleboro-Taunton Regional Transit Authority Fixed Route Operating Assistance	5307	\$1,200,000	\$600,000	\$600,000			30.09.01	
2023	RTD0010648	Operating	Greater Attleboro-Taunton Regional Transit Authority Fixed Route Operating Assistance	SCA	\$1,200,000	\$600,000		\$600,000		30.09.01	
2023	RTD0010649	Operating	Greater Attleboro-Taunton Regional Transit Authority Non Fixed Route ADA Paratransit Operating	5307	\$1,500,000	\$1,200,000	\$1,200,000			30.09.01	
2023	RTD0010649	Operating	Greater Attleboro-Taunton Regional Transit Authority Non Fixed Route ADA Paratransit Operating	SCA	\$1,500,000	\$300,000		\$300,000		30.09.01	
2023	RTD0010660	Operating	Greater Attleboro-Taunton Regional Transit Authority Mobility Management	5307	\$175,000	\$140,000	\$140,000			11.7L.00	
2023	RTD0010660	Operating	Greater Attleboro-Taunton Regional Transit Authority Mobility Management	SCA	\$175,000	\$35,000		\$35,000		11.7L.00	
2023	RTD0010651	RTA Facility & Vehicle Maintenance	Greater Attleboro-Taunton Regional Transit Authority - Rehab-Renovation Attleboro Area Commuter Rail Stations	5337	\$1,266,713	\$1,013,370	\$1,013,370			11.34.03	
2023	RTD0010651	RTA Facility & Vehicle Maintenance	Greater Attleboro-Taunton Regional Transit Authority - Rehab-Renovation Attleboro Area Commuter Rail Stations	LF	\$1,266,713	\$253,343			\$253,343	11.34.03	
2023	RTD0010670	RTA Facility & Vehicle Maintenance	Greater Attleboro-Taunton Regional Transit Authority - Miscellaneous Support Equipment	5307	\$100,000	\$80,000	\$80,000			11.42.20	
2023	RTD0010670	RTA Facility & Vehicle Maintenance	Greater Attleboro-Taunton Regional Transit Authority - Miscellaneous Support Equipment	RTACAP	\$100,000	\$20,000		\$20,000		11.42.20	
2023	RTD0010650	RTA Vehicle Replacement	Greater Attleboro-Taunton Regional Transit Authority Buy Replacement Vans - 6	LF	\$650,000	\$650,000			\$650,000	11.12.15	
2023	RTDTBD12	RTA Vehicle Replacement	Greater Attleboro-Taunton Regional Transit Authority - Buy Replacement 35-FT Buses (2)	5307	\$1,800,000	\$1,440,000	\$1,440,000			11.12.02	
2023	RTDTBD12	RTA Vehicle Replacement	Greater Attleboro-Taunton Regional Transit Authority - Buy Replacement 35-FT Buses (2)	RTACAP	\$1,800,000	\$360,000		\$360,000		11.12.02	
Lowell Regional Transit Authority						\$18,674,532	\$9,896,594	\$5,598,554	\$3,179,384		
2023	RTD0010681	Operating	LRTA - OPERATING ASSISTANCE 2023 (5307)	5307	\$9,539,532	\$2,004,594	\$2,004,594			30.09.01	
2023	RTD0010681	Operating	LRTA - OPERATING ASSISTANCE 2023 (5307)	LF	\$9,539,532	\$3,157,384			\$3,157,384	30.09.01	
2023	RTD0010681	Operating	LRTA - OPERATING ASSISTANCE 2023 (5307)	SCA	\$9,539,532	\$4,377,554		\$4,377,554		30.09.01	
2023	RTD0010682	Operating	LRTA - SHORT RANGE TRANSIT PLANNING 2023	5307	\$110,000	\$88,000	\$88,000			44.24.00	
2023	RTD0010682	Operating	LRTA - SHORT RANGE TRANSIT PLANNING 2023	LF	\$110,000	\$22,000			\$22,000	44.24.00	
2023	RTD0010705	Operating	LRTA - OPERATING ASSISTANCE 2023 (CARES ACT)	OF	\$2,700,000	\$2,700,000	\$2,700,000			30.09.01	
2023	RTDTBD21	RTA Facility & System Modernization	LRTA - PURCHASE AUTOMATED PASSENGER COUNTERS (50) (5307)	5307	\$81,191	\$64,953	\$64,953			11.42.20	
2023	RTDTBD21	RTA Facility & System Modernization	LRTA - PURCHASE AUTOMATED PASSENGER COUNTERS (50) (5307)	RTACAP	\$81,191	\$16,238		\$16,238		11.42.20	
2023	RTDTBD22	RTA Facility & System Modernization	LRTA - PURCHASE AUTOMATED PASSENGER COUNTERS (50) (5339)	5339	\$218,809	\$175,047	\$175,047			11.42.20	
2023	RTDTBD22	RTA Facility & System Modernization	LRTA - PURCHASE AUTOMATED PASSENGER COUNTERS (50) (5339)	RTACAP	\$218,809	\$43,762		\$43,762		11.42.20	
2023	RTD0010678	RTA Facility & Vehicle Maintenance	LRTA - TERMINAL & BUILDING EQUIPMENT AND MAINTENANCE	5307	\$400,000	\$320,000	\$320,000			11.32.20	
2023	RTD0010678	RTA Facility & Vehicle Maintenance	LRTA - TERMINAL & BUILDING EQUIPMENT AND MAINTENANCE	RTACAP	\$400,000	\$80,000		\$80,000		11.32.20	
2023	RTD0010679	RTA Facility & Vehicle Maintenance	LRTA - IT EQUIPMENT & MAINTENANCE	5307	\$15,000	\$12,000	\$12,000			11.12.40	
2023	RTD0010679	RTA Facility & Vehicle Maintenance	LRTA - IT EQUIPMENT & MAINTENANCE	RTACAP	\$15,000	\$3,000		\$3,000		11.12.40	

Year	MassDOT Project ID	Program	MassDOT Project Description	Funding Source	Total Project Cost	Total Programmed Funds	Federal Funds	State Funds	Other Funds	FTA Line Item	Other Information
2023	RTD0010683	RTA Facility & Vehicle Maintenance	LRTA - PURCHASE CAPITAL SPARE PARTS	5307	\$100,000	\$80,000	\$80,000			11.12.40	
2023	RTD0010683	RTA Facility & Vehicle Maintenance	LRTA - PURCHASE CAPITAL SPARE PARTS	RTACAP	\$100,000	\$20,000		\$20,000		11.12.40	
2023	RTD0010695	RTA Facility & Vehicle Maintenance	LRTA - Lowell Regional Transit Authority - REHAB FIXED ROUTE FUELING STATION	5307	\$400,000	\$320,000	\$320,000			11.44.06	
2023	RTD0010695	RTA Facility & Vehicle Maintenance	LRTA - Lowell Regional Transit Authority - REHAB FIXED ROUTE FUELING STATION	RTACAP	\$400,000	\$80,000		\$80,000		11.44.06	
2023	RTD0011203	RTA Facility & Vehicle Maintenance	LRTA - Lowell Regional Transit Authority - REHAB ADA/COMMUTER ACCESS WAY	OF	\$3,000,000	\$2,400,000	\$2,400,000			11.34.02	
2023	RTD0011203	RTA Facility & Vehicle Maintenance	LRTA - Lowell Regional Transit Authority - REHAB ADA/COMMUTER ACCESS WAY	RTACAP	\$3,000,000	\$600,000		\$600,000		11.34.02	
2023	RTD0010680	RTA Vehicle Replacement	LRTA - REVENUE VEHICLE REPLACEMENT - 35FT HYBRIDS (2) (5339b) - DISCRETIONARY	OF	\$500,000	\$400,000	\$400,000			11.12.02	
2023	RTD0010707	RTA Vehicle Replacement	LRTA - REVENUE VEHICLE REPLACEMENT - 35FT HYBRIDS (2) (5307)	5307	\$990,000	\$792,000	\$792,000			11.12.02	
2023	RTD0010707	RTA Vehicle Replacement	LRTA - REVENUE VEHICLE REPLACEMENT - 35FT HYBRIDS (2) (5307)	RTACAP	\$990,000	\$198,000		\$198,000		11.12.02	
2023	RTDBTBD20	RTA Vehicle Replacement	LRTA - REVENUE VEHICLE REPLACEMENT OF FIXED ROUTE CUTAWAY VANS (5339b)	OF	\$720,000	\$540,000	\$540,000			11.12.04	
2023	RTDBTBD20	RTA Vehicle Replacement	LRTA - REVENUE VEHICLE REPLACEMENT OF FIXED ROUTE CUTAWAY VANS (5339b)	RTACAP	\$720,000	\$180,000		\$180,000		11.12.04	
Martha's Vineyard Transit Authority						\$7,230,000		\$7,230,000			
2023	RTD0010709	RTA Facility & System Modernization	VRTA ACQUIRE - BUS ROUTE SIGNING	RTACAP	\$20,000	\$20,000		\$20,000		11.32.09	
2023	RTD0010711	RTA Facility & System Modernization	VRTA CONSTRUCT - BUS PASSENGER SHELTERS	RTACAP	\$50,000	\$50,000		\$50,000		11.33.10	
2023	RTD0010726	RTA Facility & System Modernization	VRTA ACQUIRE - MISC SUPPORT EQUIPMENT	RTACAP	\$1,100,000	\$1,100,000		\$1,100,000		11.42.20	
2023	RTD0010732	RTA Facility & System Modernization	VRTA ACQUIRE - MOBILE FARE COLL EQUIP	RTACAP	\$1,000,000	\$1,000,000		\$1,000,000		11.42.10	
2023	RTD0010738	RTA Facility & System Modernization	VRTA CONSTRUCT - ADMINISTRATIVE BUILDING	RTACAP	\$150,000	\$150,000		\$150,000		11.43.01	
2023	RTD0011230	RTA Facility & System Modernization	CONSTRUCT POWER DISTRIB SUBSTATION	RTACAP	\$250,000	\$250,000		\$250,000		11.53.03	
2023	RTD0010710	RTA Facility & Vehicle Maintenance	VRTA REHAB/REBUILD - CAPITOL BUS	RTACAP	\$50,000	\$50,000		\$50,000		11.14.02	
2023	RTD0010739	RTA Fleet Upgrades	VRTA ACQUIRE - MISC SUPPORT EQUIPMENT	RTACAP	\$1,640,000	\$1,640,000		\$1,640,000		11.42.20	
2023	RTD0010712	RTA Vehicle Replacement	VRTA BUY REPLACEMENT Buses (3) 3-40'	RTACAP	\$2,650,000	\$2,650,000		\$2,650,000		11.12.01	
2023	RTD0010716	RTA Vehicle Replacement	VRTA BUY REPLACEMENT VAN - 2	RTACAP	\$180,000	\$180,000		\$180,000		11.12.15	
2023	RTD0010722	RTA Vehicle Replacement	VRTA ACQUIRE - SUPPORT VEHICLES	RTACAP	\$140,000	\$140,000		\$140,000		11.42.11	
Massachusetts Bay Transportation Authority						\$712,030,268	\$451,624,215		\$260,406,053		
2023	MBTA005	Bridge & Tunnel Program	Bridge & Tunnel Program	5337	\$21,579,613	\$17,263,690	\$17,263,690			12.24.05	
2023	MBTA005	Bridge & Tunnel Program	Bridge & Tunnel Program	LF	\$21,579,613	\$4,315,923			\$4,315,923	12.24.05	
2023	MBTA009	Bus Program	Bus Program	5339	\$7,520,567	\$6,016,454	\$6,016,454			11.12.01	
2023	MBTA009	Bus Program	Bus Program	LF	\$7,520,567	\$1,504,113			\$1,504,113	11.12.01	
2023	MBTA012	Lynn Station Improvements	Lynn Station Improvements	LF	\$34,500,000	\$6,900,000			\$6,900,000	12.34.02	
2023	MBTA012	Lynn Station Improvements	Lynn Station Improvements	OF	\$34,500,000	\$27,600,000	\$27,600,000			12.34.02	
2023	MBTA002	Revenue Vehicle Program	Revenue Vehicle Program	5307	\$110,765,693	\$88,612,555	\$88,612,555			12.12.01	
2023	MBTA002	Revenue Vehicle Program	Revenue Vehicle Program	LF	\$110,765,693	\$22,153,138			\$22,153,138	12.12.01	
2023	MBTA006	Revenue Vehicle Program	Revenue Vehicle Program	5337	\$129,880,934	\$103,904,747	\$103,904,747			12.12.01	

Year	MassDOT Project ID	Program	MassDOT Project Description	Funding Source	Total Project Cost	Total Programmed Funds	Federal Funds	State Funds	Other Funds	FTA Line Item	Other Information
2023	MBTA006	Revenue Vehicle Program	Revenue Vehicle Program	LF	\$129,880,934	\$25,976,187			\$25,976,187	12.12.01	
2023	MBTA011	RRIF/TIFIA Financing Program	RRIF/TIFIA Financing Program	ONF	\$147,500,000	\$147,500,000			\$147,500,000	12.24.05	
2023	MBTA003	Signals/Systems Upgrade Program	Signals/Systems Upgrade Program	5307	\$7,588,006	\$6,070,405	\$6,070,405			12.62.01	
2023	MBTA003	Signals/Systems Upgrade Program	Signals/Systems Upgrade Program	LF	\$7,588,006	\$1,517,601			\$1,517,601	12.62.01	
2023	MBTA007	Signals/Systems Upgrade Program	Signals/Systems Upgrade Program	5337	\$34,682,851	\$27,746,281	\$27,746,281			12.62.01	
2023	MBTA007	Signals/Systems Upgrade Program	Signals/Systems Upgrade Program	LF	\$34,682,851	\$6,936,570			\$6,936,570	12.62.01	
2023	MBTA004	Stations and Facilities Program	Stations and Facilities Program	5307	\$117,544,140	\$94,035,312	\$94,035,312			12.34.03	
2023	MBTA004	Stations and Facilities Program	Stations and Facilities Program	LF	\$117,544,140	\$23,508,828			\$23,508,828	12.34.03	
2023	MBTA008	Stations and Facilities Program	Stations and Facilities Program	5337	\$100,468,464	\$80,374,771	\$80,374,771			12.34.03	
2023	MBTA008	Stations and Facilities Program	Stations and Facilities Program	LF	\$100,468,464	\$20,093,693			\$20,093,693	12.34.03	
MassDOT						\$32,119,927	\$10,470,898	\$17,900,000	\$3,749,029		
2023	RTD0011141	Mobility Assistance Program	MASSDOT - STATEWIDE -MOBILITY ASSISTANCE PROGRAM	5310	\$10,470,898	\$6,470,898	\$6,470,898			00	
2023	RTD0011141	Mobility Assistance Program	MASSDOT - STATEWIDE -MOBILITY ASSISTANCE PROGRAM	MAP	\$10,470,898	\$4,000,000		\$4,000,000		00	
2023	RTD0011139	Operating	MASSDOT - Rural Operating Assistance 5311	LF	\$3,749,029	\$3,749,029			\$3,749,029	00	
2023	RTD0010034	RTA Facility & System Modernization	MASSDOT - STATEWIDE - RTA PLANNING ASSISTANCE	RTACAP	\$2,000,000	\$2,000,000		\$2,000,000		00	
2023	RTD0011144	RTA Facility & System Modernization	MASSDOT - STATEWIDE -RTA FACILITY AND SYSTEM MODERNIZATION	RTACAP	\$5,000,000	\$5,000,000		\$5,000,000		00	
2023	RTDTBD07	RTA Facility & System Modernization	MASSDOT - STATEWIDE - CIP PROCESS IMPROVEMENT	RTACAP	\$200,000	\$200,000		\$200,000		00	
2023	RTD0011140	RTA Vehicle Replacement	MASSDOT - STATEWIDE -BUS AND BUS FACILITIES	5339	\$8,000,000	\$4,000,000	\$4,000,000			00	
2023	RTD0011140	RTA Vehicle Replacement	MASSDOT - STATEWIDE -BUS AND BUS FACILITIES	RTACAP	\$8,000,000	\$4,000,000		\$4,000,000		00	
2023	RTD0011140	RTA Vehicle Replacement	MASSDOT - STATEWIDE -BUS AND BUS FACILITIES	TDC	\$8,000,000	\$700,000		\$700,000		00	
2023	RTD0011142	Technical Assistance	MASSDOT - STATEWIDE -RTA TECHNICAL ASSISTANCE	RTACAP	\$2,000,000	\$2,000,000		\$2,000,000		00	
Merrimack Valley Regional Transportation Authority						\$20,693,705	\$15,829,570	\$4,844,135	\$20,000		
2023	RTD0010747	Operating	Merrimack Valley Regional Transit Authority - Preventative Maintenance for service	5307	\$3,730,510	\$2,984,410	\$2,984,410			11.7A.00	
2023	RTD0010747	Operating	Merrimack Valley Regional Transit Authority - Preventative Maintenance for service	SCA	\$3,730,510	\$746,100		\$746,100		11.7A.00	
2023	RTD0010748	Operating	Merrimack Valley Regional Transit Authority - Operating Assistance for Service	5307	\$1,478,730	\$739,365	\$739,365			30.09.01	
2023	RTD0010748	Operating	Merrimack Valley Regional Transit Authority - Operating Assistance for Service	SCA	\$1,478,730	\$739,365		\$739,365		30.09.01	
2023	RTD0010749	Operating	Merrimack Valley Regional Transit Authority - ADA Paratransit Service	5307	\$1,861,090	\$1,488,870	\$1,488,870			30.09.01	
2023	RTD0010749	Operating	Merrimack Valley Regional Transit Authority - ADA Paratransit Service	SCA	\$1,861,090	\$372,220		\$372,220		30.09.01	
2023	RTD0010752	RTA Facility & System Modernization	Merrimack Valley MPO Short Range Transit Planning	5307	\$100,000	\$80,000	\$80,000			44.24.00	
2023	RTD0010752	RTA Facility & System Modernization	Merrimack Valley MPO Short Range Transit Planning	LF	\$100,000	\$20,000			\$20,000	44.24.00	
2023	RTD0011301	RTA Facility & System Modernization	Merrimack Valley Regional Transit Authority - METROPOLITAN PLANNING	5307	\$65,000	\$52,000	\$52,000			44.22.00	
2023	RTD0011301	RTA Facility & System Modernization	Merrimack Valley Regional Transit Authority - METROPOLITAN PLANNING	RTACAP	\$65,000	\$13,000		\$13,000		44.22.00	

Year	MassDOT Project ID	Program	MassDOT Project Description	Funding Source	Total Project Cost	Total Programmed Funds	Federal Funds	State Funds	Other Funds	FTA Line Item	Other Information
2023	RTDTBD13	RTA Facility & System Modernization	Merrimack Valley Regional Transit Authority - 5339 Bus & Bus Facility Discretionary: Improvements to the McGovern Transportation Center	DRTACAP	\$1,200,000	\$240,000		\$240,000		11.33.01	
2023	RTDTBD13	RTA Facility & System Modernization	Merrimack Valley Regional Transit Authority - 5339 Bus & Bus Facility Discretionary: Improvements to the McGovern Transportation Center	OF	\$1,200,000	\$960,000	\$960,000			11.33.01	
2023	RTD0011306	RTA Facility & Vehicle Maintenance	Merrimack Valley Regional Transit Authority- REHAB/RENOVATE - MISC EQUIPMENT	5307	\$1,700,000	\$1,360,000	\$1,360,000			11.12.01	
2023	RTD0011306	RTA Facility & Vehicle Maintenance	Merrimack Valley Regional Transit Authority- REHAB/RENOVATE - MISC EQUIPMENT	RTACAP	\$1,700,000	\$340,000		\$340,000		11.12.01	
2023	RTD0011300	RTA Fleet Upgrades	Merrimack Valley Regional Transit Authority - BUY REPLACEMENT VAN	5307	\$469,620	\$234,810	\$234,810			11.12.15	
2023	RTD0011300	RTA Fleet Upgrades	Merrimack Valley Regional Transit Authority - BUY REPLACEMENT VAN	RTACAP	\$469,620	\$234,810		\$234,810		11.12.15	
2023	RTD0011307	RTA Replacement Facilities	Merrimack Valley Regional Transit Authority- ENG/DESIGN - ADMIN/MAINT FACILITY	5307	\$800,000	\$640,000	\$640,000			11.41.03	
2023	RTD0011307	RTA Replacement Facilities	Merrimack Valley Regional Transit Authority- ENG/DESIGN - ADMIN/MAINT FACILITY	RTACAP	\$800,000	\$160,000		\$160,000		11.41.03	
2023	RTD0010750	RTA Vehicle Replacement	Merrimack Valley Regional Transit Authority - Replace 8 Model Yr 2011 35' buses delivery 2023	5307	\$4,384,400	\$3,507,520	\$3,507,520			11.12.02	
2023	RTD0010750	RTA Vehicle Replacement	Merrimack Valley Regional Transit Authority - Replace 8 Model Yr 2011 35' buses delivery 2023	RTACAP	\$4,384,400	\$876,880		\$876,880		11.12.02	
2023	RTD0010751	RTA Vehicle Replacement	Merrimack Valley Regional Transit Authority - Replace 6 model yr 2017 Type E-2 vans delivery 2023	5307	\$469,620	\$234,810	\$234,810			11.12.15	
2023	RTD0010751	RTA Vehicle Replacement	Merrimack Valley Regional Transit Authority - Replace 6 model yr 2017 Type E-2 vans delivery 2023	RTACAP	\$469,620	\$234,810		\$234,810		11.12.15	
2023	RTD0010758	RTA Vehicle Replacement	Merrimack Valley Regional Transit Authority - Replace 1 Model Year 2017 Supervisory Vehicle	5307	\$50,335	\$40,265	\$40,265			11.42.11	
2023	RTD0010758	RTA Vehicle Replacement	Merrimack Valley Regional Transit Authority - Replace 1 Model Year 2017 Supervisory Vehicle	RTACAP	\$50,335	\$10,070		\$10,070		11.42.11	
2023	RTD0011304	RTA Vehicle Replacement	Merrimack Valley Regional Transit Authority- BUY REPLACEMENTS - CAPITOL BUS	5307	\$2,983,200	\$2,386,560	\$2,386,560			11.12.02	
2023	RTD0011304	RTA Vehicle Replacement	Merrimack Valley Regional Transit Authority- BUY REPLACEMENTS - CAPITOL BUS	RTACAP	\$2,983,200	\$596,640		\$596,640		11.12.02	
2023	RTD0011305	RTA Vehicle Replacement	Merrimack Valley Regional Transit Authority - BUY REPLACEMENTS - CAPITOL BUS	5307	\$1,401,200	\$1,120,960	\$1,120,960			11.12.01	
2023	RTD0011305	RTA Vehicle Replacement	Merrimack Valley Regional Transit Authority - BUY REPLACEMENTS - CAPITOL BUS	RTACAP	\$1,401,200	\$280,240		\$280,240		11.12.01	
MetroWest Regional Transit Authority						\$6,255,200	\$5,055,200	\$1,200,000			
2023	RTD0011099	Operating	MetroWest Regional Transit Authority - OPERATING ASSISTANCE NON FIXED ROUTE ADA PARA SERV	5307	\$2,000,000	\$1,600,000	\$1,600,000			30.09.01	
2023	RTD0011099	Operating	MetroWest Regional Transit Authority - OPERATING ASSISTANCE NON FIXED ROUTE ADA PARA SERV	SCA	\$2,000,000	\$400,000		\$400,000		30.09.01	
2023	RTD0011101	RTA Facility & System Modernization	MetroWest Regional Transit Authority - TECHNOLOGY SUPPORT/CAPITAL OUTREACH	5307	\$200,000	\$160,000	\$160,000			44.26.14	Unobligated Carryover FY2022 5307 \$13,892 RTD0010004
2023	RTD0011101	RTA Facility & System Modernization	MetroWest Regional Transit Authority - TECHNOLOGY SUPPORT/CAPITAL OUTREACH	RTACAP	\$200,000	\$40,000		\$40,000		44.26.14	Unobligated Carryover FY2022 5307 \$13,892 RTD0010004
2023	RTD0011128	RTA Facility & System Modernization	MetroWest Regional Transit Authority - Electronic Sign Board	5307	\$200,000	\$160,000	\$160,000			11.52.20	
2023	RTD0011128	RTA Facility & System Modernization	MetroWest Regional Transit Authority - Electronic Sign Board	RTACAP	\$200,000	\$40,000		\$40,000		11.52.20	
2023	RTD0011129	RTA Facility & System Modernization	MetroWest Regional Transit Authority - CRT North Framingham Bike/Pedestrian Connectivity - Cochituate Rail Trail North Framingham Feasibility Study - DISCRETIONARY	DRTACAP	\$95,000	\$19,000		\$19,000		44.23.02	\$19,000 Bond Cap Match Federal Transit Discretionary Grant

Year	MassDOT Project ID	Program	MassDOT Project Description	Funding Source	Total Project Cost	Total Programmed Funds	Federal Funds	State Funds	Other Funds	FTA Line Item	Other Information
2023	RTD0011129	RTA Facility & System Modernization	MetroWest Regional Transit Authority - CRT North Framingham Bike/Pedestrian Connectivity - Cochituate Rail Trail North Framingham Feasibility Study - DISCRETIONARY	OF	\$95,000	\$76,000	\$76,000			44.23.02	\$19,000 Bond Cap Match Federal Transit Discretionary Grant
2023	RTD0011100	RTA Facility & Vehicle Maintenance	MetroWest Regional Transit Authority - ACQUISITION OF BUS SUPPORT EQUIP/FACILITIES	5307	\$150,000	\$120,000	\$120,000			11.42.03	
2023	RTD0011100	RTA Facility & Vehicle Maintenance	MetroWest Regional Transit Authority - ACQUISITION OF BUS SUPPORT EQUIP/FACILITIES	RTACAP	\$150,000	\$30,000		\$30,000		11.42.03	
2023	RTD0011102	RTA Facility & Vehicle Maintenance	MetroWest Regional Transit Authority - TERMINAL, INTERMODAL (TRANSIT) - BLANDIN	5307	\$425,000	\$340,000	\$340,000			11.34.03	Unobligated Carryover FY2022 5307 \$103,883 RTD0010003
2023	RTD0011102	RTA Facility & Vehicle Maintenance	MetroWest Regional Transit Authority - TERMINAL, INTERMODAL (TRANSIT) - BLANDIN	RTACAP	\$425,000	\$85,000		\$85,000		11.34.03	Unobligated Carryover FY2022 5307 \$103,883 RTD0010003
2023	RTD0011108	RTA Facility & Vehicle Maintenance	MetroWest Regional Transit Authority - TERMINAL, INTERMODAL (TRANSIT) - Framingham Commuter Rail Station (FCRS)	5307	\$5,000	\$4,000	\$4,000			11.34.03	Unobligated Carryover FY2022 5307 \$2,943 RTD0010015
2023	RTD0011108	RTA Facility & Vehicle Maintenance	MetroWest Regional Transit Authority - TERMINAL, INTERMODAL (TRANSIT) - Framingham Commuter Rail Station (FCRS)	RTACAP	\$5,000	\$1,000		\$1,000		11.34.03	Unobligated Carryover FY2022 5307 \$2,943 RTD0010015
2023	RTD0011127	RTA Facility & Vehicle Maintenance	MetroWest Regional Transit Authority - Back Entrance Project - DISCRETIONARY	DRTACAP	\$2,000,000	\$400,000		\$400,000		11.34.02	\$400,000 Bond Cap Match Federal Transit Discretionary Grant
2023	RTD0011127	RTA Facility & Vehicle Maintenance	MetroWest Regional Transit Authority - Back Entrance Project - DISCRETIONARY	OF	\$2,000,000	\$1,600,000	\$1,600,000			11.34.02	\$400,000 Bond Cap Match Federal Transit Discretionary Grant
2023	RTD0011122	RTA Fleet Upgrades	MetroWest Regional Transit Authority - 2023 ELECTRIC VEHICLE MIGRATION	5307	\$100,000	\$80,000	\$80,000			11.52.20	
2023	RTD0011122	RTA Fleet Upgrades	MetroWest Regional Transit Authority - 2023 ELECTRIC VEHICLE MIGRATION	RTACAP	\$100,000	\$20,000		\$20,000		11.52.20	
2023	RTD0011113	RTA Vehicle Replacement	MetroWest Regional Transit Authority - 5339 COMPETITIVE REVENUE VEHICLE REPLACEMENT - DISCRETIONARY	OF	\$731,500	\$585,200	\$585,200			11.12.04	\$146,300 Bond Cap Match Federal Transit Discretionary Grant
2023	RTD0011135	RTA Vehicle Replacement	MetroWest Regional Transit Authority - VEHICLE REPLACEMENT - CUTAWAYS (12) #2 of 2	5339	\$495,000	\$330,000	\$330,000			11.12.04	
2023	RTD0011135	RTA Vehicle Replacement	MetroWest Regional Transit Authority - VEHICLE REPLACEMENT - CUTAWAYS (12) #2 of 2	RTACAP	\$495,000	\$165,000		\$165,000		11.12.04	
Montachusett Regional Transit Authority						\$4,640,785	\$3,712,628	\$928,157			
2023	RTD0011025	RTA Facility & System Modernization	MART-Upgrade IT Related Support Equipment	5307	\$125,000	\$100,000	\$100,000			11.12.40	
2023	RTD0011025	RTA Facility & System Modernization	MART-Upgrade IT Related Support Equipment	RTACAP	\$125,000	\$25,000		\$25,000		11.12.40	
2023	RTD0011052	RTA Facility & System Modernization	MART-Keys and Access Control - Main St, Fitchburg	5307	\$210,000	\$168,000	\$168,000			11.42.20	
2023	RTD0011052	RTA Facility & System Modernization	MART-Keys and Access Control - Main St, Fitchburg	RTACAP	\$210,000	\$42,000		\$42,000		11.42.20	
2023	RTD0011222	RTA Facility & System Modernization	MART - Rehab Fitchburg Maintenance Facility	5307	\$428,000	\$342,400	\$342,400			11.44.02	
2023	RTD0011222	RTA Facility & System Modernization	MART - Rehab Fitchburg Maintenance Facility	RTACAP	\$428,000	\$85,600		\$85,600		11.44.02	
2023	RTD0011290	RTA Facility & System Modernization	MART-Systemwide Rebranding	5307	\$400,000	\$320,000	\$320,000			11.71.02	
2023	RTD0011290	RTA Facility & System Modernization	MART-Systemwide Rebranding	RTACAP	\$400,000	\$80,000		\$80,000		11.71.02	
2023	RTD0011291	RTA Facility & System Modernization	MART - Multiple Locations - TVM Expansion	5307	\$400,000	\$320,000	\$320,000			11.42.20	
2023	RTD0011291	RTA Facility & System Modernization	MART - Multiple Locations - TVM Expansion	RTACAP	\$400,000	\$80,000		\$80,000		11.42.20	
2023	RTD0011292	RTA Facility & System Modernization	MART - Multiple Locations - Expand Bus Shelters	5307	\$50,000	\$40,000	\$40,000			11.32.10	

Year	MassDOT Project ID	Program	MassDOT Project Description	Funding Source	Total Project Cost	Total Programmed Funds	Federal Funds	State Funds	Other Funds	FTA Line Item	Other Information
2023	RTD0011292	RTA Facility & System Modernization	MART - Multiple Locations - Expand Bus Shelters	RTACAP	\$50,000	\$10,000		\$10,000		11.32.10	
2023	RTD0011293	RTA Facility & System Modernization	MART - ITS Multiple Locations - Bus Location Signage	5307	\$210,000	\$168,000	\$168,000			11.32.09	
2023	RTD0011293	RTA Facility & System Modernization	MART - ITS Multiple Locations - Bus Location Signage	RTACAP	\$210,000	\$42,000		\$42,000		11.32.09	
2023	RTD0011031	RTA Facility & Vehicle Maintenance	MART-Rehab Fitchburg Parking Garage	5307	\$365,500	\$292,400	\$292,400			11.34.04	
2023	RTD0011031	RTA Facility & Vehicle Maintenance	MART-Rehab Fitchburg Parking Garage	RTACAP	\$365,500	\$73,100		\$73,100		11.34.04	
2023	RTD0011040	RTA Facility & Vehicle Maintenance	MART-Rehab Ayer Parking Garage	5307	\$53,285	\$42,628	\$42,628			11.34.04	
2023	RTD0011040	RTA Facility & Vehicle Maintenance	MART-Rehab Ayer Parking Garage	RTACAP	\$53,285	\$10,657		\$10,657		11.34.04	
2023	RTD0011043	RTA Facility & Vehicle Maintenance	MART Fleet Maintenance-5 Ford Transmissions	5307	\$40,000	\$32,000	\$32,000			11.14.04	
2023	RTD0011043	RTA Facility & Vehicle Maintenance	MART Fleet Maintenance-5 Ford Transmissions	RTACAP	\$40,000	\$8,000		\$8,000		11.14.04	
2023	RTD0011047	RTA Facility & Vehicle Maintenance	MART Fleet Maintenance-Rehab 2013 Buses (2)	5307	\$300,000	\$240,000	\$240,000			11.14.02	
2023	RTD0011047	RTA Facility & Vehicle Maintenance	MART Fleet Maintenance-Rehab 2013 Buses (2)	RTACAP	\$300,000	\$60,000		\$60,000		11.14.02	
2023	RTD0011051	RTA Facility & Vehicle Maintenance	MART - Leominster - Asphalt Replacement	5307	\$428,000	\$342,400	\$342,400			11.34.02	
2023	RTD0011051	RTA Facility & Vehicle Maintenance	MART - Leominster - Asphalt Replacement	RTACAP	\$428,000	\$85,600		\$85,600		11.34.02	
2023	RTD0011054	RTA Facility & Vehicle Maintenance	MART-Rehab Fitchburg Parking Garage	5307	\$15,000	\$12,000	\$12,000			11.34.04	
2023	RTD0011054	RTA Facility & Vehicle Maintenance	MART-Rehab Fitchburg Parking Garage	RTACAP	\$15,000	\$3,000		\$3,000		11.34.04	
2023	RTD0011211	RTA Facility & Vehicle Maintenance	MART - Preventative Maintenance Facilities	5307	\$250,000	\$200,000	\$200,000			11.7A.00	
2023	RTD0011211	RTA Facility & Vehicle Maintenance	MART - Preventative Maintenance Facilities	RTACAP	\$250,000	\$50,000		\$50,000		11.7A.00	
2023	RTD0011221	RTA Facility & Vehicle Maintenance	MART - Fitchburg Repair Salt Shed	5307	\$25,000	\$20,000	\$20,000			11.44.05	
2023	RTD0011221	RTA Facility & Vehicle Maintenance	MART - Fitchburg Repair Salt Shed	RTACAP	\$25,000	\$5,000		\$5,000		11.44.05	
2023	RTD0011225	RTA Facility & Vehicle Maintenance	MART - Multiple Locations - Rehab Elevators	5307	\$550,000	\$440,000	\$440,000			11.44.03	
2023	RTD0011225	RTA Facility & Vehicle Maintenance	MART - Multiple Locations - Rehab Elevators	RTACAP	\$550,000	\$110,000		\$110,000		11.44.03	
2023	RTD0011227	RTA Facility & Vehicle Maintenance	MART - Multiple Locations - Drainage Studies	5307	\$16,000	\$12,800	\$12,800			44.27.00	
2023	RTD0011227	RTA Facility & Vehicle Maintenance	MART - Multiple Locations - Drainage Studies	RTACAP	\$16,000	\$3,200		\$3,200		44.27.00	
2023	RTD0011249	RTA Facility & Vehicle Maintenance	MART - Rehab Fitchburg Intermodal	5307	\$385,000	\$308,000	\$308,000			11.34.03	
2023	RTD0011249	RTA Facility & Vehicle Maintenance	MART - Rehab Fitchburg Intermodal	RTACAP	\$385,000	\$77,000		\$77,000		11.34.03	
2023	RTD0011020	RTA Vehicle Replacement	MART-Vehicle Replacements: Cutaways (5)	5307	\$390,000	\$312,000	\$312,000			11.12.04	
2023	RTD0011020	RTA Vehicle Replacement	MART-Vehicle Replacements: Cutaways (5)	RTACAP	\$390,000	\$78,000		\$78,000		11.12.04	
Nantucket Regional Transit Authority						\$1,773,620		\$1,155,000	\$618,620		
2023	RTD0010774	Operating	Rural Operating Assistance	LF	\$618,620	\$618,620			\$618,620	30.09.01	
2023	RTD0010777	RTA Facility & System Modernization	NRTA - REHAB/RENOVATE - MOBILE FARE COLL EQUIP	RTACAP	\$20,000	\$20,000		\$20,000		11.44.10	
2023	RTD0010784	RTA Facility & System Modernization	NRTA - REHAB/RENOVATE - MOBILE SURVEILL/SECURITY EQUIP	RTACAP	\$15,000	\$15,000		\$15,000		11.44.10	
2023	RTD0010788	RTA Facility & System Modernization	NRTA - REHAB/RENOVATE BUS SUPPORT FACIL/EQUIP	RTACAP	\$50,000	\$50,000		\$50,000		11.44.20	

Year	MassDOT Project ID	Program	MassDOT Project Description	Funding Source	Total Project Cost	Total Programmed Funds	Federal Funds	State Funds	Other Funds	FTA Line Item	Other Information
2023	RTD0010771	RTA Facility & Vehicle Maintenance	NRTA - TRAVELER INFORMATION	RTACAP	\$75,000	\$75,000		\$75,000		11.32.09	
2023	RTD0010772	RTA Facility & Vehicle Maintenance	NRTA - PREVENTIVE MAINTENANCE	RTACAP	\$85,000	\$85,000		\$85,000		11.7A.00	
2023	RTD0010773	RTA Facility & Vehicle Maintenance	NRTA - CONSTRUCT - SHOP EQUIPMENT	RTACAP	\$10,000	\$10,000		\$10,000		11.43.06	
2023	RTD0010770	RTA Vehicle Replacement	NRTA - BUY REPLACEMENT <30 FT BUS	RTACAP	\$900,000	\$900,000		\$900,000		11.12.03	
Pioneer Valley Transit Authority						\$70,558,355	\$55,671,113	\$7,486,853	\$7,400,389		
2023	RTD0010903	Operating	Pioneer Valley Transit Authority - Transporation planning	5307	\$245,000	\$196,000	\$196,000			44.24.00	Federal 2022 Section 5307: Urbanized Area Formula \$196,000 State 2023 State Contract Assistance (SCA) \$49,000
2023	RTD0010903	Operating	Pioneer Valley Transit Authority - Transporation planning	SCA	\$245,000	\$49,000		\$49,000		44.24.00	Federal 2022 Section 5307: Urbanized Area Formula \$196,000 State 2023 State Contract Assistance (SCA) \$49,000
2023	RTD0010904	Operating	Pioneer Valley Transit Authority - Partransit ADA service subsidy	5307	\$946,616	\$757,293	\$757,293			11.7C.00	Federal 2022 Section 5307: Urbanized Area Formula \$757,293 State 2023 State Contract Assistance (SCA) \$189,323
2023	RTD0010904	Operating	Pioneer Valley Transit Authority - Partransit ADA service subsidy	SCA	\$946,616	\$189,323		\$189,323		11.7C.00	Federal 2022 Section 5307: Urbanized Area Formula \$757,293 State 2023 State Contract Assistance (SCA) \$189,323
2023	RTD0010905	Operating	Pioneer Valley Transit Authority - Preventive Maintenance	5307	\$3,241,952	\$2,593,562	\$2,593,562			11.7A.00	Federal 2022 Section 5307: Urbanized Area Formula \$2,593,562 State 2023 State Contract Assistance (SCA) \$648,390
2023	RTD0010905	Operating	Pioneer Valley Transit Authority - Preventive Maintenance	SCA	\$3,241,952	\$648,390		\$648,390		11.7A.00	Federal 2022 Section 5307: Urbanized Area Formula \$2,593,562 State 2023 State Contract Assistance (SCA) \$648,390
2023	RTD0010941	Operating	Pioneer Valley Transit Authority - PREVENTIVE MAINTENANCE - State of Good Repair	5307	\$20,000	\$16,000	\$16,000			11.7A.00	
2023	RTD0010941	Operating	Pioneer Valley Transit Authority - PREVENTIVE MAINTENANCE - State of Good Repair	RTACAP	\$20,000	\$4,000		\$4,000		11.7A.00	
2023	RTD0010901	RTA Facility & System Modernization	Pioneer Valley Transit Authority - Information Technology Systems - Includes \$496,000 CARES	5307	\$2,779,710	\$1,702,018	\$1,702,018			11.62.01	State 2023 Regional Transit Authority Capital Assistance Program (RTACAP) \$1,077,692 Federal 2022 Section 5307: Urbanized Area Formula \$1,077,692 Federal 2022 Section 5307: Urbanized Area Formula \$496,000 Federal 2021 Section 5307: Urbanized Area Formula \$128,326
2023	RTD0010901	RTA Facility & System Modernization	Pioneer Valley Transit Authority - Information Technology Systems - Includes \$496,000 CARES	RTACAP	\$2,779,710	\$1,077,692		\$1,077,692		11.62.01	State 2023 Regional Transit Authority Capital Assistance Program (RTACAP) \$1,077,692 Federal 2022 Section 5307: Urbanized Area Formula \$1,077,692 Federal 2022 Section 5307: Urbanized Area Formula \$496,000 Federal 2021 Section 5307: Urbanized Area Formula \$128,326
2023	RTD0010919	RTA Facility & System Modernization	Pioneer Valley Transit Authority - REHAB/RENOVATE BUS SUPPORT FACIL/EQUIP - Main Street Fuel and fluid UST and AST Removal and Structural Steel Paint	5307	\$634,654	\$490,654	\$490,654			11.44.02	Federal 2022 Section 5307: Urbanized Area Formula \$490,654 State 2023 Regional Transit Authority Capital Assistance Program (RTACAP) \$144,000 Federal 2016 Section 5339: Bus and Bus Facilities (NC) \$85,346



Year	MassDOT Project ID	Program	MassDOT Project Description	Funding Source	Total Project Cost	Total Programmed Funds	Federal Funds	State Funds	Other Funds	FTA Line Item	Other Information
2023	RTD0010919	RTA Facility & System Modernization	Pioneer Valley Transit Authority - REHAB/RENOVATE BUS SUPPORT FACIL/EQUIP - Main Street Fuel and fluid UST and AST Removal and Structural Steel Paint	RTACAP	\$634,654	\$144,000		\$144,000		11.44.02	Federal 2022 Section 5307: Urbanized Area Formula \$490,654 State 2023 Regional Transit Authority Capital Assistance Program (RTACAP) \$144,000 Federal 2016 Section 5339: Bus and Bus Facilities (NC) \$85,346
2023	RTD0010936	RTA Facility & System Modernization	Pioneer Valley Transit Authority - UMass O&M Facility Bay Doors and Four Bay lateral expansion	5307	\$1,480,000	\$1,184,000	\$1,184,000			11.44.02	Federal 2022 Section 5307: Urbanized Area Formula \$1,184,000 State 2023 Regional Transit Authority Capital Assistance Program (RTACAP) \$296,000
2023	RTD0010936	RTA Facility & System Modernization	Pioneer Valley Transit Authority - UMass O&M Facility Bay Doors and Four Bay lateral expansion	RTACAP	\$1,480,000	\$296,000		\$296,000		11.44.02	Federal 2022 Section 5307: Urbanized Area Formula \$1,184,000 State 2023 Regional Transit Authority Capital Assistance Program (RTACAP) \$296,000
2023	RTD0010943	RTA Facility & System Modernization	Pioneer Valley Transit Authority - ENGINEERING & DESIGN - Robbins Road Construction Administration	5307	\$40,000	\$32,000	\$32,000			11.61.20	
2023	RTD0010943	RTA Facility & System Modernization	Pioneer Valley Transit Authority - ENGINEERING & DESIGN - Robbins Road Construction Administration	RTACAP	\$40,000	\$8,000		\$8,000		11.61.20	
2023	RTD0011368	RTA Facility & System Modernization	Pioneer Valley Transit Authority - REHAB/RENOVATE - Cottage St ADMIN/MAINT FACILITY - HVAC	5307	\$120,000	\$96,000	\$96,000			11.44.03	
2023	RTD0011368	RTA Facility & System Modernization	Pioneer Valley Transit Authority - REHAB/RENOVATE - Cottage St ADMIN/MAINT FACILITY - HVAC	RTACAP	\$120,000	\$24,000		\$24,000		11.44.03	
2023	RTDBTBD19	RTA Facility & System Modernization	Pioneer Valley Transit Authority - 5339 Bus and Bus Facilities - solar panels Springfield Operations and Maintenance Facility	OF	\$2,200,000	\$1,760,000	\$1,760,000			11.42.20	
2023	RTDBTBD19	RTA Facility & System Modernization	Pioneer Valley Transit Authority - 5339 Bus and Bus Facilities - solar panels Springfield Operations and Maintenance Facility	RTACAP	\$2,200,000	\$440,000		\$440,000		11.42.20	
2023	RTD0009839	RTA Facility & Vehicle Maintenance	REHAB/RENOVATE - Environmental Compliance	5307	\$40,000	\$32,000	\$32,000			11.14.02	Federal 2022 Section 5307: Urbanized Area Formula \$15,288 State 2022 Regional Transit Authority Capital Assistance Program (RTACAP) \$8,000 Federal 2016 Section 5307: Urbanized Area Formula \$7,145 Federal 2019 Section 5307: Urbanized Area Formula \$9,567
2023	RTD0009839	RTA Facility & Vehicle Maintenance	REHAB/RENOVATE - Environmental Compliance	RTACAP	\$40,000	\$8,000		\$8,000		11.14.02	Federal 2022 Section 5307: Urbanized Area Formula \$15,288 State 2022 Regional Transit Authority Capital Assistance Program (RTACAP) \$8,000 Federal 2016 Section 5307: Urbanized Area Formula \$7,145 Federal 2019 Section 5307: Urbanized Area Formula \$9,567
2023	RTD0009841	RTA Facility & Vehicle Maintenance	Purchase and replace bicycle Access equipment for shelters and buses	5307	\$7,000	\$5,600	\$5,600			11.92.06	Federal 2022 Section 5307: Urbanized Area Formula \$4,280 State 2023 Regional Transit Authority Capital Assistance Program (RTACAP) \$1,400 Federal 2018 Section 5307: Urbanized Area Formula \$1,320



Year	MassDOT Project ID	Program	MassDOT Project Description	Funding Source	Total Project Cost	Total Programmed Funds	Federal Funds	State Funds	Other Funds	FTA Line Item	Other Information
2023	RTD0009841	RTA Facility & Vehicle Maintenance	Purchase and replace bicycle Access equipment for shelters and buses	RTACAP	\$7,000	\$1,400		\$1,400		11.92.06	Federal 2022 Section 5307: Urbanized Area Formula \$4,280 State 2023 Regional Transit Authority Capital Assistance Program (RTACAP) \$1,400 Federal 2018 Section 5307: Urbanized Area Formula \$1,320
2023	RTD0010899	RTA Facility & Vehicle Maintenance	Pioneer Valley Transit Authority - Purchase Bus Shelters, benches, trash receptacles,etc.	5307	\$58,753	\$47,002	\$47,002			11.92.01	State 2023 Regional Transit Authority Capital Assistance Program (RTACAP) \$11,751 Federal 2017 Section 5307: Urbanized Area Formula \$18,753 Federal 2018 Section 5307: Urbanized Area Formula \$28,249
2023	RTD0010899	RTA Facility & Vehicle Maintenance	Pioneer Valley Transit Authority - Purchase Bus Shelters, benches, trash receptacles,etc.	RTACAP	\$58,753	\$11,751		\$11,751		11.92.01	State 2023 Regional Transit Authority Capital Assistance Program (RTACAP) \$11,751 Federal 2017 Section 5307: Urbanized Area Formula \$18,753 Federal 2018 Section 5307: Urbanized Area Formula \$28,249
2023	RTD0010900	RTA Facility & Vehicle Maintenance	Pioneer Valley Transit Authority - Purchase & Replace signage and lighting	5307	\$15,000	\$12,000	\$12,000			11.92.08	State 2023 Regional Transit Authority Capital Assistance Program (RTACAP) \$3,000 Federal 2017 Section 5307: Urbanized Area Formula \$12,000
2023	RTD0010900	RTA Facility & Vehicle Maintenance	Pioneer Valley Transit Authority - Purchase & Replace signage and lighting	RTACAP	\$15,000	\$3,000		\$3,000		11.92.08	State 2023 Regional Transit Authority Capital Assistance Program (RTACAP) \$3,000 Federal 2017 Section 5307: Urbanized Area Formula \$12,000
2023	RTD0010902	RTA Facility & Vehicle Maintenance	Pioneer Valley Transit Authority - Northampton Bus Maintenance Facility rehabs: Site Access Control and Pavement Repair	5307	\$450,000	\$360,000	\$360,000			11.44.02	State 2023 Regional Transit Authority Capital Assistance Program (RTACAP) \$90,000 Federal 2022 Section 5307: Urbanized Area Formula \$341,782 Federal 2015 Section 5307: Urbanized Area Formula \$18,218
2023	RTD0010902	RTA Facility & Vehicle Maintenance	Pioneer Valley Transit Authority - Northampton Bus Maintenance Facility rehabs: Site Access Control and Pavement Repair	RTACAP	\$450,000	\$90,000		\$90,000		11.44.02	State 2023 Regional Transit Authority Capital Assistance Program (RTACAP) \$90,000 Federal 2022 Section 5307: Urbanized Area Formula \$341,782 Federal 2015 Section 5307: Urbanized Area Formula \$18,218
2023	RTD0010920	RTA Facility & Vehicle Maintenance	Pioneer Valley Transit Authority - REHAB/RENOVATE - SHOP EQUIPMENT	5307	\$150,000	\$120,000	\$120,000			11.44.06	
2023	RTD0010920	RTA Facility & Vehicle Maintenance	Pioneer Valley Transit Authority - REHAB/RENOVATE - SHOP EQUIPMENT	RTACAP	\$150,000	\$30,000		\$30,000		11.44.06	
2023	RTDTBD18	RTA Facility & Vehicle Maintenance	Pioneer Valley Transit Authority - 5339 Bus and Bus Facilities - Northampton Maintenance Building Renovation	OF	\$3,600,000	\$2,880,000	\$2,880,000			11.44.02	
2023	RTDTBD18	RTA Facility & Vehicle Maintenance	Pioneer Valley Transit Authority - 5339 Bus and Bus Facilities - Northampton Maintenance Building Renovation	RTACAP	\$3,600,000	\$720,000		\$720,000		11.44.02	
2023	RTD0010916	RTA Fleet Upgrades	Pioneer Valley Transit Authority - BUY REPLACEMENT 40-FT BUS - Electric (4) (LOCAL should be VW Mitigation)	VWSF	\$3,797,482	\$3,797,482			\$3,797,482	11.12.01	VW Settlement Funds via DEP
2023	RTD0010917	RTA Fleet Upgrades	Pioneer Valley Transit Authority - BUY REPLACEMENT 35-FT BUS - Electric (4) (LOCAL should be VW Mitigation)	VWSF	\$3,602,907	\$3,602,907			\$3,602,907	11.12.01	VW Settlement Funds

Year	MassDOT Project ID	Program	MassDOT Project Description	Funding Source	Total Project Cost	Total Programmed Funds	Federal Funds	State Funds	Other Funds	FTA Line Item	Other Information
2023	RTD0010937	RTA Fleet Upgrades	Pioneer Valley Transit Authority - REHAB/REBUILD 60' ARTICULATED BUS (2) - Included \$35, 868 CARES	5307	\$824,000	\$666,373	\$666,373			11.14.06	Federal 2022 Section 5307: Urbanized Area Formula \$630,505 State 2023 Regional Transit Authority Capital Assistance Program (RTACAP) \$157,627 Federal 2022 Section 5307: Urbanized Area Formula \$35,868
2023	RTD0010937	RTA Fleet Upgrades	Pioneer Valley Transit Authority - REHAB/REBUILD 60' ARTICULATED BUS (2) - Included \$35, 868 CARES	RTACAP	\$824,000	\$157,627		\$157,627		11.14.06	Federal 2022 Section 5307: Urbanized Area Formula \$630,505 State 2023 Regional Transit Authority Capital Assistance Program (RTACAP) \$157,627 Federal 2022 Section 5307: Urbanized Area Formula \$35,868
2023	RTD0010939	RTA Fleet Upgrades	Pioneer Valley Transit Authority - BUY REPLACEMENT <30 FT BUS (2) Type D Shuttle buses	5307	\$333,123	\$266,498	\$266,498			11.12.03	
2023	RTD0010939	RTA Fleet Upgrades	Pioneer Valley Transit Authority - BUY REPLACEMENT <30 FT BUS (2) Type D Shuttle buses	RTACAP	\$333,123	\$66,625		\$66,625		11.12.03	
2023	RTD0011369	RTA Fleet Upgrades	Pioneer Valley Transit Authority - REHAB/RENOVATE - Cottage St ADMIN/MAINT FACILITY - Electric Bus Charging Expansion and Upgrades	5307	\$290,000	\$232,000	\$232,000			11.44.02	
2023	RTD0011369	RTA Fleet Upgrades	Pioneer Valley Transit Authority - REHAB/RENOVATE - Cottage St ADMIN/MAINT FACILITY - Electric Bus Charging Expansion and Upgrades	RTACAP	\$290,000	\$58,000		\$58,000		11.44.02	
2023	RTDTBD17	RTA Fleet Upgrades	Pioneer Valley Transit Authority - 5339 LoNo - Electrical Power Upgrades - Fleet electrification - Discretionary	OF	\$38,000,000	\$32,300,000	\$32,300,000			11.52.20	
2023	RTD0010350	RTA Vehicle Replacement	Pioneer Valley Transit Authority - BUY REPLACEMENT 35-FT BUS (11)	5339	\$803,889	\$643,111	\$643,111			11.12.02	Federal 2022 Section 5339: Bus and Bus Facilities (NC) \$643,111 State 2023 Regional Transit Authority Capital Assistance Program (RTACAP) \$160,778
2023	RTD0010350	RTA Vehicle Replacement	Pioneer Valley Transit Authority - BUY REPLACEMENT 35-FT BUS (11)	RTACAP	\$803,889	\$160,778		\$160,778		11.12.02	Federal 2022 Section 5339: Bus and Bus Facilities (NC) \$643,111 State 2023 Regional Transit Authority Capital Assistance Program (RTACAP) \$160,778
2023	RTD0010897	RTA Vehicle Replacement	Pioneer Valley Transit Authority - Purchase 40' Replacement Buses (11) - Includes \$197274 CARES	5307	\$5,042,151	\$3,989,501	\$3,989,501			11.12.01	Federal 2022 Section 5307: Urbanized Area Formula \$3,792,227 State 2023 Regional Transit Authority Capital Assistance Program (RTACAP) \$1,052,650 Federal 2022 Section 5307: Urbanized Area Formula \$197,274
2023	RTD0010897	RTA Vehicle Replacement	Pioneer Valley Transit Authority - Purchase 40' Replacement Buses (11) - Includes \$197274 CARES	RTACAP	\$5,042,151	\$1,052,650		\$1,052,650		11.12.01	Federal 2022 Section 5307: Urbanized Area Formula \$3,792,227 State 2023 Regional Transit Authority Capital Assistance Program (RTACAP) \$1,052,650 Federal 2022 Section 5307: Urbanized Area Formula \$197,274
2023	RTD0010898	RTA Vehicle Replacement	Pioneer Valley Transit Authority - Purchase 35' Replacement Buses (11) - Includes \$197,274 CARES	5307	\$4,925,724	\$3,201,187	\$3,201,187			11.12.02	Federal 2022 Section 5307: Urbanized Area Formula \$3,003,913 State 2023 Regional Transit Authority Capital Assistance Program (RTACAP) \$1,724,537 Federal 2022 Section 5307: Urbanized Area Formula \$197,274

Year	MassDOT Project ID	Program	MassDOT Project Description	Funding Source	Total Project Cost	Total Programmed Funds	Federal Funds	State Funds	Other Funds	FTA Line Item	Other Information
2023	RTD0010898	RTA Vehicle Replacement	Pioneer Valley Transit Authority - Purchase 35' Replacement Buses (11) - Includes \$197,274 CARES	RTACAP	\$4,925,724	\$1,724,537		\$1,724,537		11.12.02	Federal 2022 Section 5307: Urbanized Area Formula \$3,003,913 State 2023 Regional Transit Authority Capital Assistance Program (RTACAP) \$1,724,537 Federal 2022 Section 5307: Urbanized Area Formula \$197,274
2023	RTD0010938	RTA Vehicle Replacement	Pioneer Valley Transit Authority - ACQUIRE - Supervisory VEHICLES (2)	5307	\$74,263	\$59,410	\$59,410			11.42.11	Federal 2022 Section 5307: Urbanized Area Formula \$59,410 State 2023 Regional Transit Authority Capital Assistance Program (RTACAP) \$14,853
2023	RTD0010938	RTA Vehicle Replacement	Pioneer Valley Transit Authority - ACQUIRE - Supervisory VEHICLES (2)	RTACAP	\$74,263	\$14,853		\$14,853		11.42.11	Federal 2022 Section 5307: Urbanized Area Formula \$59,410 State 2023 Regional Transit Authority Capital Assistance Program (RTACAP) \$14,853
2023	RTD0010940	RTA Vehicle Replacement	Pioneer Valley Transit Authority - ACQUIRE - SUPPORT VEHICLES (2)	5307	\$59,780	\$47,824	\$47,824			11.42.11	
2023	RTD0010940	RTA Vehicle Replacement	Pioneer Valley Transit Authority - ACQUIRE - SUPPORT VEHICLES (2)	RTACAP	\$59,780	\$11,956		\$11,956		11.42.11	
2023	RTD0010981	RTA Vehicle Replacement	BUY REPLACEMENT 40-FT BUS	5339	\$803,889	\$643,111	\$643,111			11.12.01	
2023	RTD0010981	RTA Vehicle Replacement	BUY REPLACEMENT 40-FT BUS	RTACAP	\$803,889	\$160,778		\$160,778		11.12.01	
2023	RTDTBD23	RTA Vehicle Replacement	Pioneer Valley Transit Authority - Purchase replacement support vehicles (2)	5307	\$68,863	\$55,090	\$55,090			11.42.11	
2023	RTDTBD23	RTA Vehicle Replacement	Pioneer Valley Transit Authority - Purchase replacement support vehicles (2)	RTACAP	\$68,863	\$13,773		\$13,773		11.42.11	
2023	RTDTBD24	RTA Vehicle Replacement	Pioneer Valley Transit Authority - REHAB/REBUILD 40-FT BUS (6)	5307	\$1,603,599	\$1,282,879	\$1,282,879			11.14.01	
2023	RTDTBD24	RTA Vehicle Replacement	Pioneer Valley Transit Authority - REHAB/REBUILD 40-FT BUS (6)	RTACAP	\$1,603,599	\$320,720		\$320,720		11.14.01	
Southeastern Regional Transit Authority						\$5,186,386	\$4,149,109	\$1,022,277	\$15,000		
2023	RTD0010794	Operating	SRTA - SHORT RANGE TRANSIT PLANNING	5307	\$75,000	\$60,000	\$60,000			44.24.00	
2023	RTD0010794	Operating	SRTA - SHORT RANGE TRANSIT PLANNING	LF	\$75,000	\$15,000			\$15,000	44.24.00	
2023	RTD0010795	RTA Facility & System Modernization	SRTA - ACQUIRE - ADP HARDWARE / SOFTWARE (ITS)	5307	\$150,000	\$120,000	\$120,000			11.42.08	
2023	RTD0010795	RTA Facility & System Modernization	SRTA - ACQUIRE - ADP HARDWARE / SOFTWARE (ITS)	RTACAP	\$150,000	\$30,000		\$30,000		11.42.08	
2023	RTD0010802	RTA Facility & System Modernization	SRTA - ACQUIRE - TRANSIT ENHANCEMENTS	5307	\$10,000	\$8,000	\$8,000			11.92.02	
2023	RTD0010802	RTA Facility & System Modernization	SRTA - ACQUIRE - TRANSIT ENHANCEMENTS	RTACAP	\$10,000	\$2,000		\$2,000		11.92.02	
2023	RTD0010801	RTA Facility & Vehicle Maintenance	SRTA - LEASE ASSOC CAP MAINT ITEMS (Tire Lease)	5307	\$90,000	\$72,000	\$72,000			11.16.01	
2023	RTD0010801	RTA Facility & Vehicle Maintenance	SRTA - LEASE ASSOC CAP MAINT ITEMS (Tire Lease)	RTACAP	\$90,000	\$18,000		\$18,000		11.16.01	
2023	RTD0010812	RTA Facility & Vehicle Maintenance	SRTA - ENGINEERING & DESIGN - BUS SUPPORT EQUIP/FACILITIES	5307	\$37,500	\$30,000	\$30,000			11.41.03	
2023	RTD0010812	RTA Facility & Vehicle Maintenance	SRTA - ENGINEERING & DESIGN - BUS SUPPORT EQUIP/FACILITIES	RTACAP	\$37,500	\$7,500		\$7,500		11.41.03	
2023	RTD0010813	RTA Facility & Vehicle Maintenance	SRTA - ACQUIRE - MISC OPS/MAINT SUPPORT EQUIPMENT	5307	\$60,000	\$48,000	\$48,000			11.42.20	
2023	RTD0010813	RTA Facility & Vehicle Maintenance	SRTA - ACQUIRE - MISC OPS/MAINT SUPPORT EQUIPMENT	RTACAP	\$60,000	\$12,000		\$12,000		11.42.20	
2023	RTD0010828	RTA Facility & Vehicle Maintenance	SRTA - REHAB/RENOVATE BUS SUPPORT FACIL/EQUIP	5339	\$183,886	\$147,109	\$147,109			11.44.03	
2023	RTD0010828	RTA Facility & Vehicle Maintenance	SRTA - REHAB/RENOVATE BUS SUPPORT FACIL/EQUIP	RTACAP	\$183,886	\$36,777		\$36,777		11.44.03	
2023	RTD0010797	RTA Vehicle Replacement	Southeastern Regional Transit Authority Regional Transit Authority ACQUIRE - OPS/MAINT SUPPORT VEHICLES (1)	5307	\$45,000	\$36,000	\$36,000			11.42.11	

Year	MassDOT Project ID	Program	MassDOT Project Description	Funding Source	Total Project Cost	Total Programmed Funds	Federal Funds	State Funds	Other Funds	FTA Line Item	Other Information
2023	RTD0010797	RTA Vehicle Replacement	Southeastern Regional Transit Authority Regional Transit Authority ACQUIRE - OPS/MAINT SUPPORT VEHICLES (1)	RTACAP	\$45,000	\$9,000		\$9,000		11.42.11	
2023	RTD0010799	RTA Vehicle Replacement	SRTA - BUY REPLACEMENT VAN	5307	\$35,000	\$28,000	\$28,000			11.12.15	
2023	RTD0010799	RTA Vehicle Replacement	SRTA - BUY REPLACEMENT VAN	RTACAP	\$35,000	\$7,000		\$7,000		11.12.15	
2023	RTD0011181	RTA Vehicle Replacement	SRTA - BUY REPLACEMENT 35-FT BUS (6) - FHWA Flex Funds	OF	\$4,500,000	\$3,600,000	\$3,600,000			11.12.02	SRTA intends to apply for FTA discretionary grants for these vehicle replacements
2023	RTD0011181	RTA Vehicle Replacement	SRTA - BUY REPLACEMENT 35-FT BUS (6) - FHWA Flex Funds	RTACAP	\$4,500,000	\$900,000		\$900,000		11.12.02	SRTA intends to apply for FTA discretionary grants for these vehicle replacements
Worcester Regional Transit Authority						\$24,874,116	\$15,951,481	\$8,170,637	\$751,998		
2023	RTD0010853	Operating	Worcester Regional Transit Authority Regional Transit Authority: Operating Assistance - Fixed Route	5307	\$13,812,046	\$6,906,023	\$6,906,023			30.09.01	
2023	RTD0010853	Operating	Worcester Regional Transit Authority Regional Transit Authority: Operating Assistance - Fixed Route	SCA	\$13,812,046	\$6,906,023		\$6,906,023		30.09.01	
2023	RTD0010845	RTA Facility & System Modernization	Worcester Regional Transit Authority Regional Transit Authority: Purchase Support Equipment for Fixed Route and Demand Response	5307	\$599,440	\$479,552	\$479,552			11.42.20	
2023	RTD0010845	RTA Facility & System Modernization	Worcester Regional Transit Authority Regional Transit Authority: Purchase Support Equipment for Fixed Route and Demand Response	RTACAP	\$599,440	\$119,888		\$119,888		11.42.20	
2023	RTD0010849	RTA Facility & System Modernization	Worcester Regional Transit Authority Regional Transit Authority: Purchase Fixed Route Bus Shelters	5307	\$60,000	\$48,000	\$48,000			11.32.10	
2023	RTD0010849	RTA Facility & System Modernization	Worcester Regional Transit Authority Regional Transit Authority: Purchase Fixed Route Bus Shelters	RTACAP	\$60,000	\$12,000		\$12,000		11.32.10	
2023	RTD0010850	RTA Facility & System Modernization	Worcester Regional Transit Authority Regional Transit Authority: Purchase Bus Stop and Electronic Signage for Fixed Route	5307	\$5,000	\$4,000	\$4,000			11.32.09	
2023	RTD0010850	RTA Facility & System Modernization	Worcester Regional Transit Authority Regional Transit Authority: Purchase Bus Stop and Electronic Signage for Fixed Route	RTACAP	\$5,000	\$1,000		\$1,000		11.32.09	
2023	RTD0010846	RTA Facility & Vehicle Maintenance	Worcester Regional Transit Authority Regional Transit Authority: Purchase Spare Parts for Revenue Rolling Stock	5307	\$688,564	\$550,851	\$550,851			11.12.40	
2023	RTD0010846	RTA Facility & Vehicle Maintenance	Worcester Regional Transit Authority Regional Transit Authority: Purchase Spare Parts for Revenue Rolling Stock	RTACAP	\$688,564	\$137,713		\$137,713		11.12.40	
2023	RTD0010851	RTA Facility & Vehicle Maintenance	Worcester Regional Transit Authority: Renovations and Maintenance to WRTA Hub	5307	\$5,000	\$4,000	\$4,000			11.34.01	
2023	RTD0010851	RTA Facility & Vehicle Maintenance	Worcester Regional Transit Authority: Renovations and Maintenance to WRTA Hub	RTACAP	\$5,000	\$1,000		\$1,000		11.34.01	
2023	RTD0010852	RTA Facility & Vehicle Maintenance	Worcester Regional Transit Authority: Rehabilitation of Union Station	5337	\$3,759,989	\$3,007,991	\$3,007,991			11.34.03	
2023	RTD0010852	RTA Facility & Vehicle Maintenance	Worcester Regional Transit Authority: Rehabilitation of Union Station	LF	\$3,759,989	\$751,998			\$751,998	11.34.03	
2023	RTD0010877	RTA Facility & Vehicle Maintenance	Worcester Regional Transit Authority: Renovations and Maintenance to WRTA Maintenance and Operations Facility	5307	\$70,000	\$56,000	\$56,000			11.44.02	
2023	RTD0010877	RTA Facility & Vehicle Maintenance	Worcester Regional Transit Authority: Renovations and Maintenance to WRTA Maintenance and Operations Facility	RTACAP	\$70,000	\$14,000		\$14,000		11.44.02	
2023	RTD0010843	RTA Vehicle Replacement	Worcester Regional Transit Authority Regional Transit Authority: Buy Replacement 35 FT Bus (8)	5307	\$4,341,148	\$4,341,148	\$4,341,148			11.12.02	
2023	RTD0010843	RTA Vehicle Replacement	Worcester Regional Transit Authority Regional Transit Authority: Buy Replacement 35 FT Bus (8)	TDC	\$4,341,148	\$868,230		\$868,230		11.12.02	

Year	MassDOT Project ID	Program	MassDOT Project Description	Funding Source	Total Project Cost	Total Programmed Funds	Federal Funds	State Funds	Other Funds	FTA Line Item	Other Information
2023	RTD0010893	RTA Vehicle Replacement	Worcester Regional Transit Authority Regional Transit Authority - Buy Replacement 35 FT Bus (1)	5339	\$553,916	\$553,916	\$553,916			11.12.02	
2023	RTD0010893	RTA Vehicle Replacement	Worcester Regional Transit Authority Regional Transit Authority - Buy Replacement 35 FT Bus (1)	TDC	\$553,916	\$110,783		\$110,783		11.12.02	
Federal Fiscal Year 2024						\$927,971,523	\$584,511,567	\$69,225,859	\$274,234,097		
Berkshire Regional Transportation Authority						\$1,029,521	\$823,616	\$205,905			
2024	RTD0010569	RTA Facility & Vehicle Maintenance	BRTA - PREVENTIVE MAINTENANCE	5307	\$200,000	\$160,000	\$160,000			11.7A.00	
2024	RTD0010569	RTA Facility & Vehicle Maintenance	BRTA - PREVENTIVE MAINTENANCE	RTACAP	\$200,000	\$40,000		\$40,000		11.7A.00	
2024	RTD0010568	RTA Vehicle Replacement	BRTA - BUY REPLACEMENT <30 FT BUS (2) FIXED ROUTE	5339	\$220,508	\$176,406	\$176,406			11.12.04	
2024	RTD0010568	RTA Vehicle Replacement	BRTA - BUY REPLACEMENT <30 FT BUS (2) FIXED ROUTE	RTACAP	\$220,508	\$44,102		\$44,102		11.12.04	
2024	RTD0011279	RTA Vehicle Replacement	BRTA - BUY REPLACEMENT 35-FT BUS (1)	5339	\$498,759	\$399,007	\$399,007			11.12.02	
2024	RTD0011279	RTA Vehicle Replacement	BRTA - BUY REPLACEMENT 35-FT BUS (1)	RTACAP	\$498,759	\$99,752		\$99,752		11.12.02	
2024	RTD0011280	RTA Vehicle Replacement	BRTA - BUY REPLACEMENT <30 FT BUS (1)	5307	\$110,254	\$88,203	\$88,203			11.12.04	
2024	RTD0011280	RTA Vehicle Replacement	BRTA - BUY REPLACEMENT <30 FT BUS (1)	RTACAP	\$110,254	\$22,051		\$22,051		11.12.04	
Brockton Area Transit						\$9,080,000	\$6,964,000	\$2,116,000			
2024	RTD0011335	RTA Facility & Vehicle Maintenance	BAT - BUY ASSOC CAP MAINT ITEMS	5307	\$50,000	\$40,000	\$40,000			11.12.40	
2024	RTD0011335	RTA Facility & Vehicle Maintenance	BAT - BUY ASSOC CAP MAINT ITEMS	RTACAP	\$50,000	\$10,000		\$10,000		11.12.40	
2024	RTD0011336	RTA Facility & Vehicle Maintenance	BAT - REHAB RENOVATE-MAINTENANCE FACILITY	5307	\$150,000	\$120,000	\$120,000			11.44.02	
2024	RTD0011336	RTA Facility & Vehicle Maintenance	BAT - REHAB RENOVATE-MAINTENANCE FACILITY	RTACAP	\$150,000	\$30,000		\$30,000		11.44.02	
2024	RTD0011337	RTA Facility & Vehicle Maintenance	BAT - TERMINAL, INTERMODAL (TRANSIT)	5307	\$100,000	\$80,000	\$80,000			11.34.03	
2024	RTD0011337	RTA Facility & Vehicle Maintenance	BAT - TERMINAL, INTERMODAL (TRANSIT)	RTACAP	\$100,000	\$20,000		\$20,000		11.34.03	
2024	RTD0011338	RTA Facility & Vehicle Maintenance	BAT - REHAB RENOVATE-BUS PARK & RIDE LOT	5307	\$50,000	\$40,000	\$40,000			11.34.04	
2024	RTD0011338	RTA Facility & Vehicle Maintenance	BAT - REHAB RENOVATE-BUS PARK & RIDE LOT	RTACAP	\$50,000	\$10,000		\$10,000		11.34.04	
2024	RTD0011339	RTA Facility & Vehicle Maintenance	BAT - ACQUIRE MISC SUPPORT EQUIPMENT	5307	\$100,000	\$80,000	\$80,000			11.12.40	
2024	RTD0011339	RTA Facility & Vehicle Maintenance	BAT - ACQUIRE MISC SUPPORT EQUIPMENT	RTACAP	\$100,000	\$20,000		\$20,000		11.12.40	
2024	RTD0011341	RTA Facility & Vehicle Maintenance	BAT- VEH OVERHAUL (4)	5307	\$1,000,000	\$500,000	\$500,000			11.14.12	
2024	RTD0011341	RTA Facility & Vehicle Maintenance	BAT- VEH OVERHAUL (4)	RTACAP	\$1,000,000	\$500,000		\$500,000		11.14.12	
2024	RTD0011342	RTA Facility & Vehicle Maintenance	BAT - PURCHASE BUS SHELTERS	5307	\$300,000	\$240,000	\$240,000			11.32.10	
2024	RTD0011342	RTA Facility & Vehicle Maintenance	BAT - PURCHASE BUS SHELTERS	RTACAP	\$300,000	\$60,000		\$60,000		11.32.10	
2024	RTD0011363	RTA Fleet Upgrades	BAT - BUY REPLACEMENT 40-FT BUS ELECTRIC (4)	OF	\$4,600,000	\$3,680,000	\$3,680,000			11.12.01	Replacement of Conventional Diesel Buses with Electric Buses
2024	RTD0011363	RTA Fleet Upgrades	BAT - BUY REPLACEMENT 40-FT BUS ELECTRIC (4)	RTACAP	\$4,600,000	\$920,000		\$920,000		11.12.01	Replacement of Conventional Diesel Buses with Electric Buses
2024	RTD0011364	RTA Fleet Upgrades	BAT - BUY REPLACEMENT 35-FT BUS ELECTRIC (2)	OF	\$2,300,000	\$1,840,000	\$1,840,000			11.12.02	Replacement of Conventional Diesel Buses with Electric Buses
2024	RTD0011364	RTA Fleet Upgrades	BAT - BUY REPLACEMENT 35-FT BUS ELECTRIC (2)	RTACAP	\$2,300,000	\$460,000		\$460,000		11.12.02	Replacement of Conventional Diesel Buses with Electric Buses
2024	RTD0011365	RTA Fleet Upgrades	BAT - PURCHASE MISC ELEC/POWER EQUIP	OF	\$350,000	\$280,000	\$280,000			12.52.20	
2024	RTD0011365	RTA Fleet Upgrades	BAT - PURCHASE MISC ELEC/POWER EQUIP	RTACAP	\$350,000	\$70,000		\$70,000		12.52.20	

Year	MassDOT Project ID	Program	MassDOT Project Description	Funding Source	Total Project Cost	Total Programmed Funds	Federal Funds	State Funds	Other Funds	FTA Line Item	Other Information
2024	RTD0011340	RTA Vehicle Replacement	BAT - ACQUIRE SUPPORT VEHICLE (1)	5307	\$80,000	\$64,000	\$64,000			11.42.11	
2024	RTD0011340	RTA Vehicle Replacement	BAT - ACQUIRE SUPPORT VEHICLE (1)	RTACAP	\$80,000	\$16,000		\$16,000		11.42.11	
Cape Ann Transportation Authority						\$808,750	\$635,000	\$102,500	\$71,250		
2024	RTD0010579	RTA Facility & Vehicle Maintenance	CATA - -Preventive Maintenance	5307	\$356,250	\$285,000	\$285,000			11.7A.00	
2024	RTD0010579	RTA Facility & Vehicle Maintenance	CATA - -Preventive Maintenance	LF	\$356,250	\$71,250			\$71,250	11.7A.00	
2024	RTD0010583	RTA Facility & Vehicle Maintenance	CATA - -buy misc small capital	RTACAP	\$15,000	\$15,000		\$15,000		11.12.40	
2024	RTD0010584	RTA Facility & Vehicle Maintenance	CATA - -acquire shop equip/small capital	5307	\$37,500	\$30,000	\$30,000			11.42.06	
2024	RTD0010584	RTA Facility & Vehicle Maintenance	CATA - -acquire shop equip/small capital	RTACAP	\$37,500	\$7,500		\$7,500		11.42.06	
2024	RTD0010587	RTA Facility & Vehicle Maintenance	CATA - -repave admin/ops facility parking lot	5307	\$400,000	\$320,000	\$320,000			11.44.03	
2024	RTD0010587	RTA Facility & Vehicle Maintenance	CATA - -repave admin/ops facility parking lot	RTACAP	\$400,000	\$80,000		\$80,000		11.44.03	
Cape Cod Regional Transit Authority						\$16,006,443	\$12,235,154	\$3,771,289			
2024	RTD0010605	Operating	CCRTA - PREVENTIVE MAINTENANCE	5307	\$7,500,000	\$6,000,000	\$6,000,000			11.7A.00	
2024	RTD0010605	Operating	CCRTA - PREVENTIVE MAINTENANCE	SCA	\$7,500,000	\$1,500,000		\$1,500,000		11.7A.00	
2024	RTD0010606	Operating	CCRTA - OPERATING ASSISTANCE-Fixed Route/Demand Response	5307	\$1,600,000	\$800,000	\$800,000			30.09.01	
2024	RTD0010606	Operating	CCRTA - OPERATING ASSISTANCE-Fixed Route/Demand Response	SCA	\$1,600,000	\$800,000		\$800,000		30.09.01	
2024	RTD0010607	Operating	CCRTA - MOBILITY MANAGEMENT	5307	\$1,500,000	\$1,200,000	\$1,200,000			11.7L.00	
2024	RTD0010607	Operating	CCRTA - MOBILITY MANAGEMENT	SCA	\$1,500,000	\$300,000		\$300,000		11.7L.00	
2024	RTD0010608	Operating	CCRTA - NON FIXED ROUTE ADA PARA SERV	5307	\$750,000	\$600,000	\$600,000			11.7C.00	
2024	RTD0010608	Operating	CCRTA - NON FIXED ROUTE ADA PARA SERV	SCA	\$750,000	\$150,000		\$150,000		11.7C.00	
2024	RTD0010609	RTA Facility & System Modernization	CCRTA - South Dennis Bus Operations Center/ACQUISITION OF BUS SUPPORT EQUIP/FACILITIES	5339	\$856,443	\$685,154	\$685,154			11.42.20	
2024	RTD0010609	RTA Facility & System Modernization	CCRTA - South Dennis Bus Operations Center/ACQUISITION OF BUS SUPPORT EQUIP/FACILITIES	RTACAP	\$856,443	\$171,289		\$171,289		11.42.20	
2024	RTD0010604	RTA Facility & Vehicle Maintenance	CCRTA - Hyannis Transportation Center/REHAB/RENOVATE BUS STATIONS	5307	\$2,000,000	\$1,600,000	\$1,600,000			11.34.01	
2024	RTD0010604	RTA Facility & Vehicle Maintenance	CCRTA - Hyannis Transportation Center/REHAB/RENOVATE BUS STATIONS	RTACAP	\$2,000,000	\$400,000		\$400,000		11.34.01	
2024	RTD0010621	RTA Vehicle Replacement	CCRTA - BUY REPLACEMENT 35-FT BUS - DISCRETIONARY	OF	\$750,000	\$750,000	\$750,000			11.12.02	CCRTA Intents to apply for FTA Discretionary Grant funding to fund this need
2024	RTD0010621	RTA Vehicle Replacement	CCRTA - BUY REPLACEMENT 35-FT BUS - DISCRETIONARY	TDC	\$750,000	\$300,000		\$300,000		11.12.02	CCRTA Intents to apply for FTA Discretionary Grant funding to fund this need
2024	RTD0010632	RTA Vehicle Replacement	CCRTA - BUY REPLACEMENT 35-FT BUS	5307	\$750,000	\$600,000	\$600,000			11.12.02	
2024	RTD0010632	RTA Vehicle Replacement	CCRTA - BUY REPLACEMENT 35-FT BUS	RTACAP	\$750,000	\$150,000		\$150,000		11.12.02	
Franklin Regional Transit Authority						\$575,000		\$575,000			
2024	RTD0010640	RTA Facility & System Modernization	FRTA - ACQUIRE - BUS PASSENGER SHELTERS	RTACAP	\$50,000	\$50,000		\$50,000		11.32.10	
2024	RTD0011238	RTA Facility & System Modernization	FRTA - ACQUIRE - MOBILE FARE COLL EQUIP	RTACAP	\$500,000	\$500,000		\$500,000		11.42.10	
2024	RTD0010636	RTA Facility & Vehicle Maintenance	FRTA - BUY ASSOC CAP MAINT ITEMS	RTACAP	\$15,000	\$15,000		\$15,000		11.12.40	
2024	RTD0010637	RTA Facility & Vehicle Maintenance	FRTA - REHAB/RENOVATE - SHOP EQUIPMENT	RTACAP	\$10,000	\$10,000		\$10,000		11.42.06	
Greater Attleboro-Taunton Regional Transit Authority						\$10,993,500	\$7,500,800	\$2,705,000	\$787,700		

Year	MassDOT Project ID	Program	MassDOT Project Description	Funding Source	Total Project Cost	Total Programmed Funds	Federal Funds	State Funds	Other Funds	FTA Line Item	Other Information
2024	RTD0010657	Operating	Greater Attleboro-Taunton Regional Transit Authority - Non Fixed Route ADA Paratransit Operating	5307	\$1,600,000	\$1,280,000	\$1,280,000			30.09.01	
2024	RTD0010657	Operating	Greater Attleboro-Taunton Regional Transit Authority - Non Fixed Route ADA Paratransit Operating	SCA	\$1,600,000	\$320,000		\$320,000		30.09.01	
2024	RTD0010658	Operating	Greater Attleboro-Taunton Regional Transit Authority - Fixed Route Operating Assistance	5307	\$1,300,000	\$650,000	\$650,000			30.09.01	
2024	RTD0010658	Operating	Greater Attleboro-Taunton Regional Transit Authority - Fixed Route Operating Assistance	SCA	\$1,300,000	\$650,000		\$650,000		30.09.01	
2024	RTD0010659	Operating	Greater Attleboro-Taunton Regional Transit Authority - Preventative Maintenance	5307	\$3,500,000	\$2,800,000	\$2,800,000			11.7A.00	
2024	RTD0010659	Operating	Greater Attleboro-Taunton Regional Transit Authority - Preventative Maintenance	SCA	\$3,500,000	\$700,000		\$700,000		11.7A.00	
2024	RTD0010661	Operating	Greater Attleboro-Taunton Regional Transit Authority - Mobility Management	5307	\$175,000	\$140,000	\$140,000			11.7L.00	
2024	RTD0010661	Operating	Greater Attleboro-Taunton Regional Transit Authority - Mobility Management	SCA	\$175,000	\$35,000		\$35,000		11.7L.00	
2024	RTD0010653	RTA Facility & System Modernization	Greater Attleboro-Taunton Regional Transit Authority - Miscellaneous Support Equipment	5307	\$100,000	\$80,000	\$80,000			11.42.20	
2024	RTD0010653	RTA Facility & System Modernization	Greater Attleboro-Taunton Regional Transit Authority - Miscellaneous Support Equipment	RTACAP	\$100,000	\$20,000		\$20,000		11.42.20	
2024	RTD0010654	RTA Facility & System Modernization	Greater Attleboro-Taunton Regional Transit Authority - Short Range Transit Planning	5307	\$100,000	\$80,000	\$80,000			44.24.00	
2024	RTD0010654	RTA Facility & System Modernization	Greater Attleboro-Taunton Regional Transit Authority - Short Range Transit Planning	RTACAP	\$100,000	\$20,000		\$20,000		44.24.00	
2024	RTD0011418	RTA Facility & System Modernization	Greater Attleboro-Taunton Regional Transit Authority - East Maintenance Facility	RTACAP	\$600,000	\$600,000		\$600,000		11.43.01	
2024	RTD0010652	RTA Facility & Vehicle Maintenance	Greater Attleboro-Taunton Regional Transit Authority - Rehab-Renovation Attleboro Area Commuter Rail Stations	5337	\$1,288,500	\$1,030,800	\$1,030,800			11.34.03	
2024	RTD0010652	RTA Facility & Vehicle Maintenance	Greater Attleboro-Taunton Regional Transit Authority - Rehab-Renovation Attleboro Area Commuter Rail Stations	LF	\$1,288,500	\$257,700			\$257,700	11.34.03	
2024	RTD0010655	RTA Fleet Upgrades	Greater Attleboro-Taunton Regional Transit Authority - Buy Replacement 35-FT Buses (2) - BEB	5307	\$1,800,000	\$1,440,000	\$1,440,000			11.12.02	
2024	RTD0010655	RTA Fleet Upgrades	Greater Attleboro-Taunton Regional Transit Authority - Buy Replacement 35-FT Buses (2) - BEB	RTACAP	\$1,800,000	\$360,000		\$360,000		11.12.02	
2024	RTD0010656	RTA Vehicle Replacement	Greater Attleboro-Taunton Regional Transit Authority - Buy Replacement Vans - 8	LF	\$530,000	\$530,000			\$530,000	11.12.15	
Lowell Regional Transit Authority						\$14,175,723	\$6,113,323	\$4,804,081	\$3,258,319		
2024	RTD0010684	Operating	LRTA - OPERATING ASSISTANCE 2024 (5307)	5307	\$10,089,723	\$2,344,523	\$2,344,523			30.09.01	
2024	RTD0010684	Operating	LRTA - OPERATING ASSISTANCE 2024 (5307)	LF	\$10,089,723	\$3,236,319			\$3,236,319	30.09.01	
2024	RTD0010684	Operating	LRTA - OPERATING ASSISTANCE 2024 (5307)	SCA	\$10,089,723	\$4,508,881		\$4,508,881		30.09.01	
2024	RTD0010687	Operating	LRTA - SHORT RANGE TRANSIT PLANNING 2024	5307	\$110,000	\$88,000	\$88,000			44.24.00	
2024	RTD0010687	Operating	LRTA - SHORT RANGE TRANSIT PLANNING 2024	LF	\$110,000	\$22,000			\$22,000	44.24.00	
2024	RTD0010706	Operating	LRTA - OPERATING ASSISTANCE 2024 (CARES ACT)	OF	\$1,293,470	\$1,293,470	\$1,293,470			30.09.01	
2024	RTD0011204	Operating	LRTA - OPERATING ASSISTANCE 2024 (ARPA)	OF	\$1,206,530	\$1,206,530	\$1,206,530			30.09.01	
2024	RTD0010696	RTA Facility & System Modernization	LRTA - Lowell Regional Transit Authority - GALLAGHER PARKING GARAGE UPGRADES	5307	\$200,000	\$160,000	\$160,000			11.34.04	
2024	RTD0010696	RTA Facility & System Modernization	LRTA - Lowell Regional Transit Authority - GALLAGHER PARKING GARAGE UPGRADES	RTACAP	\$200,000	\$40,000		\$40,000		11.34.04	
2024	RTD0010685	RTA Facility & Vehicle Maintenance	LRTA - TERMINAL & BUILDING EQUIPMENT AND MAINTENANCE	5307	\$100,000	\$80,000	\$80,000			11.34.20	
2024	RTD0010685	RTA Facility & Vehicle Maintenance	LRTA - TERMINAL & BUILDING EQUIPMENT AND MAINTENANCE	RTACAP	\$100,000	\$20,000		\$20,000		11.34.20	
2024	RTD0010686	RTA Facility & Vehicle Maintenance	LRTA - PURCHASE CAPITAL SPARE PARTS	5307	\$100,000	\$80,000	\$80,000			11.12.40	



Year	MassDOT Project ID	Program	MassDOT Project Description	Funding Source	Total Project Cost	Total Programmed Funds	Federal Funds	State Funds	Other Funds	FTA Line Item	Other Information
2024	RTD0010686	RTA Facility & Vehicle Maintenance	LRTA - PURCHASE CAPITAL SPARE PARTS	RTACAP	\$100,000	\$20,000		\$20,000		11.12.40	
2024	RTD0010689	RTA Facility & Vehicle Maintenance	LRTA - IT EQUIPMENT & MAINTENANCE	5307	\$10,000	\$8,000	\$8,000			11.12.40	
2024	RTD0010689	RTA Facility & Vehicle Maintenance	LRTA - IT EQUIPMENT & MAINTENANCE	RTACAP	\$10,000	\$2,000		\$2,000		11.12.40	
2024	RTD0010704	RTA Facility & Vehicle Maintenance	LRTA - PURCHASE GARAGE AND STREET SWEEPER (1)	5307	\$60,000	\$48,000	\$48,000			11.42.20	
2024	RTD0010704	RTA Facility & Vehicle Maintenance	LRTA - PURCHASE GARAGE AND STREET SWEEPER (1)	RTACAP	\$60,000	\$12,000		\$12,000		11.42.20	
2024	RTD0011205	RTA Facility & Vehicle Maintenance	LRTA - PURCHASE BACKUP GENERATOR FOR ADMIN/GALLAGHER TERMINAL	5307	\$225,000	\$180,000	\$180,000			11.32.20	
2024	RTD0011205	RTA Facility & Vehicle Maintenance	LRTA - PURCHASE BACKUP GENERATOR FOR ADMIN/GALLAGHER TERMINAL	RTACAP	\$225,000	\$45,000		\$45,000		11.32.20	
2024	RTD0010688	RTA Vehicle Replacement	LRTA - REVENUE VEHICLE REPLACEMENT - 35FT HYBRIDS (1)	5307	\$781,000	\$624,800	\$624,800			11.12.02	
2024	RTD0010688	RTA Vehicle Replacement	LRTA - REVENUE VEHICLE REPLACEMENT - 35FT HYBRIDS (1)	RTACAP	\$781,000	\$156,200		\$156,200		11.12.02	
Martha's Vineyard Transit Authority						\$4,360,000		\$4,360,000			
2024	RTD0010723	Operating	VTa ACQUIRE - BUS PASSENGER SHELTERS	RTACAP	\$300,000	\$50,000		\$50,000		11.32.10	
2024	RTD0010723	Operating	VTa ACQUIRE - BUS PASSENGER SHELTERS	SCA	\$300,000	\$250,000		\$250,000		11.32.10	
2024	RTD0010724	RTA Facility & System Modernization	VTa ACQUIRE - BUS ROUTE SIGNING	RTACAP	\$20,000	\$20,000		\$20,000		11.32.09	
2024	RTD0010719	RTA Fleet Upgrades	VTa REHAB/REBUILD - CAPITOL BUS	RTACAP	\$75,000	\$75,000		\$75,000		11.14.01	
2024	RTD0010721	RTA Replacement Facilities	VTa REHAB/RENOVATE - ADMIN/MAINT FACILITY	RTACAP	\$675,000	\$675,000		\$675,000		11.44.03	
2024	RTD0010717	RTA Vehicle Replacement	VTa BUY REPLACEMENT 40-FT BUS (2)	RTACAP	\$2,200,000	\$2,200,000		\$2,200,000		11.12.01	
2024	RTD0010718	RTA Vehicle Replacement	VTa BUY REPLACEMENT 35-FT BUS (1)	RTACAP	\$850,000	\$850,000		\$850,000		11.12.02	
2024	RTD0010720	RTA Vehicle Replacement	VTa BUY REPLACEMENT VAN	RTACAP	\$180,000	\$180,000		\$180,000		11.12.15	
2024	RTD0010733	RTA Vehicle Replacement	VTa - ACQUIRE - SUPPORT VEHICLES	RTACAP	\$60,000	\$60,000		\$60,000		11.42.11	
Massachusetts Bay Transportation Authority						\$710,327,010	\$450,261,608		\$260,065,402		
2024	MBTA014	Bridge & Tunnel Program	Bridge & Tunnel Program	5307	\$12,500,000	\$10,000,000	\$10,000,000			12.24.05	
2024	MBTA014	Bridge & Tunnel Program	Bridge & Tunnel Program	LF	\$12,500,000	\$2,500,000			\$2,500,000	12.24.05	
2024	MBTA018	Bridge & Tunnel Program	Bridge & Tunnel Program	5337	\$105,652,648	\$84,522,118	\$84,522,118			12.24.05	
2024	MBTA018	Bridge & Tunnel Program	Bridge & Tunnel Program	LF	\$105,652,648	\$21,130,530			\$21,130,530	12.24.05	
2024	MBTA022	Bus Program	Bus Program	5339	\$7,816,578	\$6,253,263	\$6,253,263			11.12.01	
2024	MBTA022	Bus Program	Bus Program	LF	\$7,816,578	\$1,563,315			\$1,563,315	11.12.01	
2024	MBTA026	Forest Hills Station Improvements	Forest Hills Station Improvements	LF	\$6,400,000	\$1,280,000			\$1,280,000	12.34.02	
2024	MBTA026	Forest Hills Station Improvements	Forest Hills Station Improvements	OF	\$6,400,000	\$5,120,000	\$5,120,000			12.34.02	
2024	MBTA025	Lynn Station Improvements	Lynn Station Improvements	LF	\$13,600,000	\$2,720,000			\$2,720,000	12.34.02	
2024	MBTA025	Lynn Station Improvements	Lynn Station Improvements	OF	\$13,600,000	\$10,880,000	\$10,880,000			12.34.02	
2024	MBTA015	Revenue Vehicle Program	Revenue Vehicle Program	5307	\$133,327,373	\$106,661,899	\$106,661,899			12.12.01	
2024	MBTA015	Revenue Vehicle Program	Revenue Vehicle Program	LF	\$133,327,373	\$26,665,474			\$26,665,474	12.12.01	
2024	MBTA019	Revenue Vehicle Program	Revenue Vehicle Program	5337	\$27,345,646	\$21,876,517	\$21,876,517			12.12.01	
2024	MBTA019	Revenue Vehicle Program	Revenue Vehicle Program	LF	\$27,345,646	\$5,469,129			\$5,469,129	12.12.01	



Year	MassDOT Project ID	Program	MassDOT Project Description	Funding Source	Total Project Cost	Total Programmed Funds	Federal Funds	State Funds	Other Funds	FTA Line Item	Other Information
2024	MBTA024	RRIF/TIFIA Financing Program	RRIF/TIFIA Financing Program	ONF	\$147,500,000	\$147,500,000			\$147,500,000	12.24.05	
2024	MBTA016	Signals/Systems Upgrade Program	Signals/Systems Upgrade Program	5307	\$61,975,162	\$49,580,129	\$49,580,129			12.62.01	
2024	MBTA016	Signals/Systems Upgrade Program	Signals/Systems Upgrade Program	LF	\$61,975,162	\$12,395,033			\$12,395,033	12.62.01	
2024	MBTA020	Signals/Systems Upgrade Program	Signals/Systems Upgrade Program	5337	\$45,142,003	\$36,113,602	\$36,113,602			12.62.01	
2024	MBTA020	Signals/Systems Upgrade Program	Signals/Systems Upgrade Program	LF	\$45,142,003	\$9,028,401			\$9,028,401	12.62.01	
2024	MBTA017	Stations and Facilities Program	Stations and Facilities Program	5307	\$34,276,795	\$27,421,436	\$27,421,436			12.34.03	
2024	MBTA017	Stations and Facilities Program	Stations and Facilities Program	LF	\$34,276,795	\$6,855,359			\$6,855,359	12.34.03	
2024	MBTA021	Stations and Facilities Program	Stations and Facilities Program	5337	\$114,790,805	\$91,832,644	\$91,832,644			12.34.03	
2024	MBTA021	Stations and Facilities Program	Stations and Facilities Program	LF	\$114,790,805	\$22,958,161			\$22,958,161	12.34.03	
MassDOT						\$32,799,345	\$10,600,316	\$18,450,000	\$3,749,029		
2024	RTD0011149	Mobility Assistance Program	MASSDOT - STATEWIDE -MOBILITY ASSISTANCE PROGRAM	5310	\$11,100,316	\$6,600,316	\$6,600,316			00	
2024	RTD0011149	Mobility Assistance Program	MASSDOT - STATEWIDE -MOBILITY ASSISTANCE PROGRAM	MAP	\$11,100,316	\$4,500,000		\$4,500,000		00	
2024	RTD0011147	Operating	5311 RURAL OPERATING ASSISTANCE	LF	\$3,749,029	\$3,749,029			\$3,749,029	00	
2024	RTD0010035	RTA Facility & System Modernization	MASSDOT - STATEWIDE -RTA FACILITY AND SYSTEM MODERNIZATION	RTACAP	\$5,000,000	\$5,000,000		\$5,000,000		00	
2024	RTD0010036	RTA Facility & System Modernization	MASSDOT - STATEWIDE - CIP PROCESS IMPROVEMENT	RTACAP	\$250,000	\$250,000		\$250,000		00	
2024	RTD0010037	RTA Facility & System Modernization	MASSDOT - STATEWIDE - RTA PLANNING ASSISTANCE	RTACAP	\$2,000,000	\$2,000,000		\$2,000,000		00	
2024	RTD0011148	RTA Vehicle Replacement	MASSDOT - STATEWIDE - BUS AND BUS FACILITIES	5339	\$8,000,000	\$4,000,000	\$4,000,000			00	
2024	RTD0011148	RTA Vehicle Replacement	MASSDOT - STATEWIDE - BUS AND BUS FACILITIES	RTACAP	\$8,000,000	\$4,000,000		\$4,000,000		00	
2024	RTD0011148	RTA Vehicle Replacement	MASSDOT - STATEWIDE - BUS AND BUS FACILITIES	TDC	\$8,000,000	\$700,000		\$700,000		00	
2024	RTD0011143	Technical Assistance	MASSDOT - STATEWIDE -RTA TECHNICAL ASSISTANCE	RTACAP	\$2,000,000	\$2,000,000		\$2,000,000		00	
Merrimack Valley Regional Transportation Authority						\$29,681,490	\$21,905,330	\$7,756,160	\$20,000		
2024	RTDFERRY01	Ferry Boat & Facilities	Merrimack Valley Regional Transit Authority - 5307(h)Passenger Ferry Grant Discretionary Program: Capital costs for launch of Merrimack River ferryboat service between Haverhill and Newburyport	OF	\$750,000	\$600,000	\$600,000			11.11.33	
2024	RTDFERRY01	Ferry Boat & Facilities	Merrimack Valley Regional Transit Authority - 5307(h)Passenger Ferry Grant Discretionary Program: Capital costs for launch of Merrimack River ferryboat service between Haverhill and Newburyport	RTACAP	\$750,000	\$150,000		\$150,000		11.11.33	
2024	RTDTBD15	Ferry Boat & Facilities	Merrimack Valley Regional Transit Authority - 5307(h)Passenger Ferry Grant Discretionary Program: Capital costs for launch of Merrimack River ferryboat service between Haverhill and Newburyport	OF	\$750,000	\$0	\$0			11.11.33	
2024	RTD0010754	Operating	Merrimack Valley Regional Transit Authority - Preventative Maintenance for service	5307	\$3,618,265	\$2,894,615	\$2,894,615			11.7A.00	
2024	RTD0010754	Operating	Merrimack Valley Regional Transit Authority - Preventative Maintenance for service	SCA	\$3,618,265	\$723,650		\$723,650		11.7A.00	
2024	RTD0010755	Operating	Merrimack Valley Regional Transit Authority - Operating Assistance for Service	5307	\$1,429,680	\$714,840	\$714,840			30.09.01	
2024	RTD0010755	Operating	Merrimack Valley Regional Transit Authority - Operating Assistance for Service	SCA	\$1,429,680	\$714,840		\$714,840		30.09.01	

Year	MassDOT Project ID	Program	MassDOT Project Description	Funding Source	Total Project Cost	Total Programmed Funds	Federal Funds	State Funds	Other Funds	FTA Line Item	Other Information
2024	RTD0010756	Operating	Merrimack Valley Regional Transit Authority - ADA paratransit service service	5307	\$1,963,500	\$1,570,800	\$1,570,800			30.09.01	
2024	RTD0010756	Operating	Merrimack Valley Regional Transit Authority - ADA paratransit service service	SCA	\$1,963,500	\$392,700		\$392,700		30.09.01	
2024	RTD0010757	Operating	Merrimack Valley MPO Short Range Transit Planning	5307	\$100,000	\$80,000	\$80,000			44.24.00	
2024	RTD0010757	Operating	Merrimack Valley MPO Short Range Transit Planning	LF	\$100,000	\$20,000			\$20,000	44.24.00	
2024	RTD0011302	RTA Facility & System Modernization	Merrimack Valley Regional Transit Authority - METROPOLITAN PLANNING	5307	\$65,000	\$52,000	\$52,000			44.22.00	
2024	RTD0011302	RTA Facility & System Modernization	Merrimack Valley Regional Transit Authority - METROPOLITAN PLANNING	RTACAP	\$65,000	\$13,000		\$13,000		44.22.00	
2024	RTDTBD14	RTA Facility & System Modernization	Merrimack Valley Regional Transit Authority - 5339 Bus & Bus Facility Discretionary: Expansion of Merrimack Valley Regional Transit Authority Bus Maintenance Facility & Possible New Bus Hub at Bradford CR Station	DRTACAP	\$4,800,000	\$960,000		\$960,000		11.43.02	
2024	RTDTBD14	RTA Facility & System Modernization	Merrimack Valley Regional Transit Authority - 5339 Bus & Bus Facility Discretionary: Expansion of Merrimack Valley Regional Transit Authority Bus Maintenance Facility & Possible New Bus Hub at Bradford CR Station	OF	\$4,800,000	\$3,840,000	\$3,840,000			11.43.02	
2024	RTD0011308	RTA Replacement Facilities	Merrimack Valley Regional Transit Authority - ENG/DESIGN - ADMIN/MAINT FACILITY	5307	\$1,250,000	\$1,000,000	\$1,000,000			11.41.03	
2024	RTD0011308	RTA Replacement Facilities	Merrimack Valley Regional Transit Authority - ENG/DESIGN - ADMIN/MAINT FACILITY	RTACAP	\$1,250,000	\$250,000		\$250,000		11.41.03	
2024	RTD0011309	RTA Replacement Facilities	Merrimack Valley Regional Transit Authority - CONSTRUCT ADMIN/MAINT FACILITY	5307	\$10,950,000	\$8,760,000	\$8,760,000			11.43.03	
2024	RTD0011309	RTA Replacement Facilities	Merrimack Valley Regional Transit Authority - CONSTRUCT ADMIN/MAINT FACILITY	RTACAP	\$10,950,000	\$2,190,000		\$2,190,000		11.43.03	
2024	RTD0010753	RTA Vehicle Replacement	Merrimack Valley Regional Transit Authority - Replace 8 model yr 2012 35' buses delivery 2024 8 of 8	5307	\$4,703,200	\$2,351,600	\$2,351,600			11.12.02	
2024	RTD0010753	RTA Vehicle Replacement	Merrimack Valley Regional Transit Authority - Replace 8 model yr 2012 35' buses delivery 2024 8 of 8	RTACAP	\$4,703,200	\$2,351,600		\$2,351,600		11.12.02	
2024	RTD0010759	RTA Vehicle Replacement	Merrimack Valley Regional Transit Authority - Replace 1 Model Year 2018 Supervisory Vehicle	5307	\$51,845	\$41,475	\$41,475			11.42.11	
2024	RTD0010759	RTA Vehicle Replacement	Merrimack Valley Regional Transit Authority - Replace 1 Model Year 2018 Supervisory Vehicle	RTACAP	\$51,845	\$10,370		\$10,370		11.42.11	
MetroWest Regional Transit Authority						\$26,906,037	\$21,468,830	\$5,437,207			
2024	RTD0011103	Operating	MetroWest Regional Transit Authority - OPERATING ASSISTANCE NON FIXED ROUTE ADA PARA SERV	5307	\$2,000,000	\$1,600,000	\$1,600,000			30.09.01	
2024	RTD0011103	Operating	MetroWest Regional Transit Authority - OPERATING ASSISTANCE NON FIXED ROUTE ADA PARA SERV	SCA	\$2,000,000	\$400,000		\$400,000		30.09.01	
2024	RTD0011105	RTA Facility & System Modernization	MetroWest Regional Transit Authority - TECHNOLOGY SUPPORT/CAPITAL OUTREACH	5307	\$250,000	\$200,000	\$200,000			44.26.14	
2024	RTD0011105	RTA Facility & System Modernization	MetroWest Regional Transit Authority - TECHNOLOGY SUPPORT/CAPITAL OUTREACH	RTACAP	\$250,000	\$50,000		\$50,000		44.26.14	
2024	RTD0011130	RTA Facility & System Modernization	MetroWest Regional Transit Authority - FCRS Intermodal Hub - DISCRETIONARY	OF	\$8,000,000	\$8,000,000	\$8,000,000			11.34.03	
2024	RTD0011130	RTA Facility & System Modernization	MetroWest Regional Transit Authority - FCRS Intermodal Hub - DISCRETIONARY	TDC	\$8,000,000	\$2,000,000		\$2,000,000		11.34.03	
2024	RTD0011131	RTA Facility & System Modernization	MetroWest Regional Transit Authority - EAST STREET GARAGE PROJECT - DISCRETIONARY	OF	\$7,000,000	\$7,000,000	\$7,000,000			11.43.03	
2024	RTD0011131	RTA Facility & System Modernization	MetroWest Regional Transit Authority - EAST STREET GARAGE PROJECT - DISCRETIONARY	TDC	\$7,000,000	\$1,750,000		\$1,750,000		11.43.03	
2024	RTD0011104	RTA Facility & Vehicle Maintenance	MetroWest Regional Transit Authority - ACQUISITION OF BUS SUPPORT EQUIP/FACILITIES	5307	\$150,000	\$120,000	\$120,000			11.42.03	

Year	MassDOT Project ID	Program	MassDOT Project Description	Funding Source	Total Project Cost	Total Programmed Funds	Federal Funds	State Funds	Other Funds	FTA Line Item	Other Information
2024	RTD0011104	RTA Facility & Vehicle Maintenance	MetroWest Regional Transit Authority - ACQUISITION OF BUS SUPPORT EQUIP/FACILITIES	RTACAP	\$150,000	\$30,000		\$30,000		11.42.03	
2024	RTD0011106	RTA Facility & Vehicle Maintenance	MetroWest Regional Transit Authority - TERMINAL, INTERMODAL (TRANSIT) - BLANDIN	5307	\$500,000	\$400,000	\$400,000			11.34.03	
2024	RTD0011106	RTA Facility & Vehicle Maintenance	MetroWest Regional Transit Authority - TERMINAL, INTERMODAL (TRANSIT) - BLANDIN	RTACAP	\$500,000	\$100,000		\$100,000		11.34.03	
2024	RTD0011107	RTA Facility & Vehicle Maintenance	MetroWest Regional Transit Authority - TERMINAL, INTERMODAL (TRANSIT) - Framingham Commuter Rail Station (FCRS)	5307	\$5,000	\$4,000	\$4,000			11.34.03	
2024	RTD0011107	RTA Facility & Vehicle Maintenance	MetroWest Regional Transit Authority - TERMINAL, INTERMODAL (TRANSIT) - Framingham Commuter Rail Station (FCRS)	RTACAP	\$5,000	\$1,000		\$1,000		11.34.03	
2024	RTD0011132	RTA Facility & Vehicle Maintenance	MetroWest Regional Transit Authority - BODY SHOP - DISCRETIONARY	OF	\$3,000,000	\$3,000,000	\$3,000,000			11.44.05	
2024	RTD0011132	RTA Facility & Vehicle Maintenance	MetroWest Regional Transit Authority - BODY SHOP - DISCRETIONARY	TDC	\$3,000,000	\$750,000		\$750,000		11.44.05	
2024	RTD0011123	RTA Fleet Upgrades	MetroWest Regional Transit Authority - 5339 COMPETITIVE 2024 ELECTRIC VEHICLE (EV) INFRASTRUCTURE - DISCRETIONARY	DRTACAP	\$200,000	\$40,000		\$40,000		11.7C.00	
2024	RTD0011123	RTA Fleet Upgrades	MetroWest Regional Transit Authority - 5339 COMPETITIVE 2024 ELECTRIC VEHICLE (EV) INFRASTRUCTURE - DISCRETIONARY	OF	\$200,000	\$180,000	\$180,000			11.7C.00	
2024	RTD0011267	RTA Fleet Upgrades	MetroWest Regional Transit Authority - 2027 ELECTRIC VEHICLE (EV) ADDTL ELECTRIFICATION COSTS	5307	\$200,000	\$100,000	\$100,000			11.52.20	
2024	RTD0011267	RTA Fleet Upgrades	MetroWest Regional Transit Authority - 2027 ELECTRIC VEHICLE (EV) ADDTL ELECTRIFICATION COSTS	RTACAP	\$200,000	\$100,000		\$100,000		11.52.20	
2024	RTD0011114	RTA Vehicle Replacement	MetroWest Regional Transit Authority - 5339 COMPETITIVE REVENUE VEHICLE REPLACEMENT - DISCRETIONARY	DRTACAP	\$627,000	\$125,400		\$125,400		11.12.04	\$125,400 Bond Cap Match Federal Transit Discretionary Grant
2024	RTD0011114	RTA Vehicle Replacement	MetroWest Regional Transit Authority - 5339 COMPETITIVE REVENUE VEHICLE REPLACEMENT - DISCRETIONARY	OF	\$627,000	\$501,600	\$501,600			11.12.04	\$125,400 Bond Cap Match Federal Transit Discretionary Grant
2024	RTD0011136	RTA Vehicle Replacement	MetroWest Regional Transit Authority - VEHICLE REPLACEMENT - CUTAWAYS (15) #2 of 2	5339	\$454,037	\$363,230	\$363,230			11.12.04	
2024	RTD0011136	RTA Vehicle Replacement	MetroWest Regional Transit Authority - VEHICLE REPLACEMENT - CUTAWAYS (15) #2 of 2	RTACAP	\$454,037	\$90,807		\$90,807		11.12.04	
Montachusett Regional Transit Authority						\$7,202,630	\$5,055,673	\$2,146,957			
2024	RTD0011026	Operating	MART-ADA Operating Assistance	5307	\$375,000	\$300,000	\$300,000			30.09.01	
2024	RTD0011026	Operating	MART-ADA Operating Assistance	SCA	\$375,000	\$75,000		\$75,000		30.09.01	
2024	RTD0011027	Operating	MART-50/50 Federal Operating Assistance	5307	\$2,354,770	\$1,177,385	\$1,177,385			30.09.01	
2024	RTD0011027	Operating	MART-50/50 Federal Operating Assistance	SCA	\$2,354,770	\$1,177,385		\$1,177,385		30.09.01	
2024	RTD0011029	RTA Facility & System Modernization	MART-Upgrade IT Related Support Equipment	5307	\$150,000	\$120,000	\$120,000			11.42.20	
2024	RTD0011029	RTA Facility & System Modernization	MART-Upgrade IT Related Support Equipment	RTACAP	\$150,000	\$30,000		\$30,000		11.42.20	
2024	RTD0011032	RTA Facility & System Modernization	MART-Rehab Fitchburg Admin/Maintenance Facility	5307	\$184,450	\$147,560	\$147,560			11.44.03	
2024	RTD0011032	RTA Facility & System Modernization	MART-Rehab Fitchburg Admin/Maintenance Facility	RTACAP	\$184,450	\$36,890		\$36,890		11.44.03	
2024	RTD0011060	RTA Facility & System Modernization	MART-Rehab Gardner Maintenance Facility	5307	\$50,000	\$40,000	\$40,000			11.44.02	
2024	RTD0011060	RTA Facility & System Modernization	MART-Rehab Gardner Maintenance Facility	RTACAP	\$50,000	\$10,000		\$10,000		11.44.02	
2024	RTD0011062	RTA Facility & System Modernization	MART-Rehab Fitchburg Admin/Maintenance Facility	5307	\$445,410	\$356,328	\$356,328			11.44.02	
2024	RTD0011062	RTA Facility & System Modernization	MART-Rehab Fitchburg Admin/Maintenance Facility	RTACAP	\$445,410	\$89,082		\$89,082		11.44.02	

Year	MassDOT Project ID	Program	MassDOT Project Description	Funding Source	Total Project Cost	Total Programmed Funds	Federal Funds	State Funds	Other Funds	FTA Line Item	Other Information
2024	RTD0011021	RTA Facility & Vehicle Maintenance	MART-Rehab Fitchburg 150 Main St Administrative Facility	5307	\$100,000	\$80,000	\$80,000			11.44.01	
2024	RTD0011021	RTA Facility & Vehicle Maintenance	MART-Rehab Fitchburg 150 Main St Administrative Facility	RTACAP	\$100,000	\$20,000		\$20,000		11.44.01	
2024	RTD0011039	RTA Facility & Vehicle Maintenance	MART-Rehab Fitchburg Parking Garage	5307	\$143,000	\$114,400	\$114,400			11.31.04	
2024	RTD0011039	RTA Facility & Vehicle Maintenance	MART-Rehab Fitchburg Parking Garage	RTACAP	\$143,000	\$28,600		\$28,600		11.31.04	
2024	RTD0011041	RTA Facility & Vehicle Maintenance	MART-Rehab Gardner Maintenance Facility	5307	\$150,000	\$120,000	\$120,000			11.44.02	
2024	RTD0011041	RTA Facility & Vehicle Maintenance	MART-Rehab Gardner Maintenance Facility	RTACAP	\$150,000	\$30,000		\$30,000		11.44.02	
2024	RTD0011044	RTA Facility & Vehicle Maintenance	MART Fleet Maintenance-5 Ford Transmissions	5307	\$40,000	\$32,000	\$32,000			11.14.04	
2024	RTD0011044	RTA Facility & Vehicle Maintenance	MART Fleet Maintenance-5 Ford Transmissions	RTACAP	\$40,000	\$8,000		\$8,000		11.14.04	
2024	RTD0011048	RTA Facility & Vehicle Maintenance	MART Fleet Maintenance-Rehab 2013 Bus	5307	\$150,000	\$120,000	\$120,000			11.14.02	
2024	RTD0011048	RTA Facility & Vehicle Maintenance	MART Fleet Maintenance-Rehab 2013 Bus	RTACAP	\$150,000	\$30,000		\$30,000		11.14.02	
2024	RTD0011212	RTA Facility & Vehicle Maintenance	MART - Preventative Maintenance Facilities	5307	\$250,000	\$200,000	\$200,000			11.7A.00	
2024	RTD0011212	RTA Facility & Vehicle Maintenance	MART - Preventative Maintenance Facilities	RTACAP	\$250,000	\$50,000		\$50,000		11.7A.00	
2024	RTD0011228	RTA Facility & Vehicle Maintenance	MART - Rehab Fitchburg Administrative Facility	5307	\$275,000	\$220,000	\$220,000			11.44.01	
2024	RTD0011228	RTA Facility & Vehicle Maintenance	MART - Rehab Fitchburg Administrative Facility	RTACAP	\$275,000	\$55,000		\$55,000		11.44.01	
2024	RTD0011245	RTA Facility & Vehicle Maintenance	MART - Rehab Fitchburg Maintenance Facility	5307	\$145,000	\$116,000	\$116,000			11.44.02	
2024	RTD0011245	RTA Facility & Vehicle Maintenance	MART - Rehab Fitchburg Maintenance Facility	RTACAP	\$145,000	\$29,000		\$29,000		11.44.02	
2024	RTD0011246	RTA Facility & Vehicle Maintenance	MART-Keys and Access Control - Location TBD	5307	\$55,000	\$44,000	\$44,000			11.42.20	
2024	RTD0011246	RTA Facility & Vehicle Maintenance	MART-Keys and Access Control - Location TBD	RTACAP	\$55,000	\$11,000		\$11,000		11.42.20	
2024	RTD0011252	RTA Facility & Vehicle Maintenance	MART - Rehab Fitchburg Administrative Facility	5307	\$210,000	\$168,000	\$168,000			11.44.01	
2024	RTD0011252	RTA Facility & Vehicle Maintenance	MART - Rehab Fitchburg Administrative Facility	RTACAP	\$210,000	\$42,000		\$42,000		11.44.01	
2024	RTD0011278	RTA Facility & Vehicle Maintenance	MART - Multiple Locations - Rehab Elevators	5307	\$500,000	\$400,000	\$400,000			11.44.03	
2024	RTD0011278	RTA Facility & Vehicle Maintenance	MART - Multiple Locations - Rehab Elevators	RTACAP	\$500,000	\$100,000		\$100,000		11.44.03	
2024	RTD0011028	RTA Vehicle Replacement	MART-Vehicle Replacements: Cutaways (5)	5307	\$400,000	\$320,000	\$320,000			11.12.04	
2024	RTD0011028	RTA Vehicle Replacement	MART-Vehicle Replacements: Cutaways (5)	RTACAP	\$400,000	\$80,000		\$80,000		11.12.04	
2024	RTD0011042	RTA Vehicle Replacement	MART-Vehicle Replacements: Size D Low-floor Cutaways (2)	5307	\$275,000	\$220,000	\$220,000			11.12.04	
2024	RTD0011042	RTA Vehicle Replacement	MART-Vehicle Replacements: Size D Low-floor Cutaways (2)	RTACAP	\$275,000	\$55,000		\$55,000		11.12.04	
2024	RTD0011063	RTA Vehicle Replacement	MART-Revenue Vehicle Replacements: 30ft Bus (2)	5339	\$950,000	\$760,000	\$760,000			11.12.03	
2024	RTD0011063	RTA Vehicle Replacement	MART-Revenue Vehicle Replacements: 30ft Bus (2)	RTACAP	\$950,000	\$190,000		\$190,000		11.12.03	
Nantucket Regional Transit Authority						\$1,723,620		\$1,105,000	\$618,620		
2024	RTD0010791	Operating	UP TO 50% FEDERAL SHARE	LF	\$618,620	\$618,620			\$618,620	30.09.01	
2024	RTD0010776	RTA Facility & System Modernization	NRTA - TRAVELER INFORMATION	RTACAP	\$75,000	\$75,000		\$75,000		11.32.09	
2024	RTD0010782	RTA Facility & System Modernization	NRTA - REHAB/RENOVATE - MOBILE FARE COLL EQUIP	RTACAP	\$20,000	\$20,000		\$20,000		11.44.10	

Year	MassDOT Project ID	Program	MassDOT Project Description	Funding Source	Total Project Cost	Total Programmed Funds	Federal Funds	State Funds	Other Funds	FTA Line Item	Other Information
2024	RTD0011299	RTA Facility & System Modernization	NRTA - ACQUIRE - FURN/GRAPHICS	RTACAP	\$25,000	\$25,000		\$25,000		11.32.08	
2024	RTD0010775	RTA Facility & Vehicle Maintenance	NRTA - PREVENTIVE MAINTENANCE	RTACAP	\$85,000	\$85,000		\$85,000		11.7A.00	
2024	RTD0010787	RTA Vehicle Replacement	NRTA - BUY REPLACEMENT <30 FT BUS	RTACAP	\$900,000	\$900,000		\$900,000		11.12.03	
Pioneer Valley Transit Authority						\$32,359,989	\$21,093,797	\$6,376,933	\$4,889,259		
2024	RTD0010915	Operating	Pioneer Valley Transit Authority - ADA Operating Assistance	5307	\$965,548	\$772,438	\$772,438			11.7C.00	
2024	RTD0010915	Operating	Pioneer Valley Transit Authority - ADA Operating Assistance	SCA	\$965,548	\$193,110		\$193,110		11.7C.00	
2024	RTD0010951	Operating	Pioneer Valley Transit Authority - PREVENTIVE MAINTENANCE - State of Good Repair	5307	\$25,000	\$20,000	\$20,000			11.79.00	
2024	RTD0010951	Operating	Pioneer Valley Transit Authority - PREVENTIVE MAINTENANCE - State of Good Repair	RTACAP	\$25,000	\$5,000		\$5,000		11.79.00	
2024	RTD0010955	Operating	Pioneer Valley Transit Authority - SHORT RANGE TRANSIT PLANNING	5307	\$250,000	\$200,000	\$200,000			44.24.00	
2024	RTD0010955	Operating	Pioneer Valley Transit Authority - SHORT RANGE TRANSIT PLANNING	SCA	\$250,000	\$50,000		\$50,000		44.24.00	
2024	RTD0010956	Operating	Pioneer Valley Transit Authority - PREVENTIVE MAINTENANCE	5307	\$3,306,791	\$2,645,433	\$2,645,433			11.7A.00	
2024	RTD0010956	Operating	Pioneer Valley Transit Authority - PREVENTIVE MAINTENANCE	SCA	\$3,306,791	\$661,358		\$661,358		11.7A.00	
2024	RTD0009879	RTA Facility & System Modernization	Pioneer Valley Transit Authority - REHAB/RENOVATE - ADMINISTRATIVE FACILITY - Cottage St Site Access Improvements	5307	\$180,000	\$144,000	\$144,000			11.44.01	
2024	RTD0009879	RTA Facility & System Modernization	Pioneer Valley Transit Authority - REHAB/RENOVATE - ADMINISTRATIVE FACILITY - Cottage St Site Access Improvements	RTACAP	\$180,000	\$36,000		\$36,000		11.44.01	
2024	RTD0009860	RTA Facility & Vehicle Maintenance	Pioneer Valley Transit Authority - Environmental Compliance	5307	\$30,000	\$24,000	\$24,000			11.44.02	
2024	RTD0009860	RTA Facility & Vehicle Maintenance	Pioneer Valley Transit Authority - Environmental Compliance	RTACAP	\$30,000	\$6,000		\$6,000		11.44.02	
2024	RTD0010907	RTA Facility & Vehicle Maintenance	Pioneer Valley Transit Authority - PURCHASE BUS SHELTERS	5307	\$27,457	\$22,000	\$22,000			11.92.02	State 2024 Regional Transit Authority Capital Assistance Program (RTACAP) \$5,457 Federal 2018 Section 5307: Urbanized Area Formula \$22,000
2024	RTD0010907	RTA Facility & Vehicle Maintenance	Pioneer Valley Transit Authority - PURCHASE BUS SHELTERS	RTACAP	\$27,457	\$5,457		\$5,457		11.92.02	State 2024 Regional Transit Authority Capital Assistance Program (RTACAP) \$5,457 Federal 2018 Section 5307: Urbanized Area Formula \$22,000
2024	RTD0010908	RTA Facility & Vehicle Maintenance	Pioneer Valley Transit Authority - Signage and Lighting	5307	\$94,288	\$75,430	\$75,430			11.92.08	
2024	RTD0010908	RTA Facility & Vehicle Maintenance	Pioneer Valley Transit Authority - Signage and Lighting	RTACAP	\$94,288	\$18,858		\$18,858		11.92.08	
2024	RTD0010909	RTA Facility & Vehicle Maintenance	Pioneer Valley Transit Authority - Bike access Equipment	5307	\$21,000	\$16,800	\$16,800			11.92.06	
2024	RTD0010909	RTA Facility & Vehicle Maintenance	Pioneer Valley Transit Authority - Bike access Equipment	RTACAP	\$21,000	\$4,200		\$4,200		11.92.06	
2024	RTD0010910	RTA Facility & Vehicle Maintenance	Pioneer Valley Transit Authority - Information Technology Systems	5307	\$3,134,736	\$1,567,368	\$1,567,368			11.42.20	
2024	RTD0010910	RTA Facility & Vehicle Maintenance	Pioneer Valley Transit Authority - Information Technology Systems	RTACAP	\$3,134,736	\$1,567,368		\$1,567,368		11.42.20	
2024	RTD0010911	RTA Facility & Vehicle Maintenance	Pioneer Valley Transit Authority - Rehab Northampton Maint Facility, Year 4	5339	\$470,000	\$376,000	\$376,000			11.44.02	
2024	RTD0010911	RTA Facility & Vehicle Maintenance	Pioneer Valley Transit Authority - Rehab Northampton Maint Facility, Year 4	RTACAP	\$470,000	\$94,000		\$94,000		11.44.02	
2024	RTD0010912	RTA Facility & Vehicle Maintenance	Pioneer Valley Transit Authority - Umass Bus Maintenance Facility - Upgrade Bus Bay Lateral Expansion	5307	\$3,900,000	\$3,120,000	\$3,120,000			11.44.02	

Year	MassDOT Project ID	Program	MassDOT Project Description	Funding Source	Total Project Cost	Total Programmed Funds	Federal Funds	State Funds	Other Funds	FTA Line Item	Other Information
2024	RTD0010912	RTA Facility & Vehicle Maintenance	Pioneer Valley Transit Authority - Umass Bus Maintenance Facility - Upgrade Bus Bay Lateral Expansion	RTACAP	\$3,900,000	\$780,000		\$780,000		11.44.02	
2024	RTD0010914	RTA Facility & Vehicle Maintenance	Pioneer Valley Transit Authority - Purchase Shop Equipment - All Garages	5307	\$150,000	\$120,000	\$120,000			11.42.06	
2024	RTD0010914	RTA Facility & Vehicle Maintenance	Pioneer Valley Transit Authority - Purchase Shop Equipment - All Garages	RTACAP	\$150,000	\$30,000		\$30,000		11.42.06	
2024	RTD0010954	RTA Facility & Vehicle Maintenance	Pioneer Valley Transit Authority - REHAB/RENOVATE - ADMINISTRATIVE FACILITY Main Street Masonry Repairs	5307	\$350,000	\$280,000	\$280,000			11.44.01	
2024	RTD0010954	RTA Facility & Vehicle Maintenance	Pioneer Valley Transit Authority - REHAB/RENOVATE - ADMINISTRATIVE FACILITY Main Street Masonry Repairs	RTACAP	\$350,000	\$70,000		\$70,000		11.44.01	
2024	RTD0010945	RTA Fleet Upgrades	Pioneer Valley Planning Commission / BUY REPLACEMENT 40-FT BUS (5) - Electric Buses with VW Mitigation Funds	LF	\$4,889,259	\$4,889,259			\$4,889,259	11.12.01	
2024	RTD0008781	RTA Vehicle Replacement	Pioneer Valley Transit Authority - Paratransit Vans - 10-14 Passenger	5307	\$728,445	\$582,756	\$582,756			11.12.15	Federal 2023 Section 5307: Urbanized Area Formula \$1,165,511 State 2024 Regional Transit Authority Capital Assistance Program (RTACAP) \$291,378 Federal 2023 Other Federal \$437,067
2024	RTD0008781	RTA Vehicle Replacement	Pioneer Valley Transit Authority - Paratransit Vans - 10-14 Passenger	RTACAP	\$728,445	\$145,689		\$145,689		11.12.15	Federal 2023 Section 5307: Urbanized Area Formula \$1,165,511 State 2024 Regional Transit Authority Capital Assistance Program (RTACAP) \$291,378 Federal 2023 Other Federal \$437,067
2024	RTD0010244	RTA Vehicle Replacement	Pioneer Valley Transit Authority - BUY REPLACEMENT 40-FT Hybrid BUS (5)	5339	\$1,869,607	\$1,495,607	\$1,495,607			11.12.01	
2024	RTD0010244	RTA Vehicle Replacement	Pioneer Valley Transit Authority - BUY REPLACEMENT 40-FT Hybrid BUS (5)	RTACAP	\$1,869,607	\$374,000		\$374,000		11.12.01	
2024	RTD0010906	RTA Vehicle Replacement	Pioneer Valley Transit Authority - Replacement 40' Hybrid Bus (15) - Includes \$270,000 CARES	5307	\$10,288,314	\$8,284,730	\$8,284,730			11.12.01	
2024	RTD0010906	RTA Vehicle Replacement	Pioneer Valley Transit Authority - Replacement 40' Hybrid Bus (15) - Includes \$270,000 CARES	RTACAP	\$10,288,314	\$2,003,584		\$2,003,584		11.12.01	
2024	RTD0010946	RTA Vehicle Replacement	Pioneer Valley Transit Authority - BUY REPLACEMENT 35-FT BUS (1) Electric bus - Includes \$18,000 CARES	5307	\$927,749	\$745,799	\$745,799			11.12.02	
2024	RTD0010946	RTA Vehicle Replacement	Pioneer Valley Transit Authority - BUY REPLACEMENT 35-FT BUS (1) Electric bus - Includes \$18,000 CARES	RTACAP	\$927,749	\$181,950		\$181,950		11.12.02	
2024	RTD0010948	RTA Vehicle Replacement	Pioneer Valley Transit Authority - BUY REPLACEMENT <30 FT BUS (3) Type D Shuttle Bus	5307	\$514,674	\$411,739	\$411,739			11.12.04	
2024	RTD0010948	RTA Vehicle Replacement	Pioneer Valley Transit Authority - BUY REPLACEMENT <30 FT BUS (3) Type D Shuttle Bus	RTACAP	\$514,674	\$102,935		\$102,935		11.12.04	
2024	RTD0010949	RTA Vehicle Replacement	Pioneer Valley Transit Authority - ACQUIRE - SUPPORT VEHICLES (3)	5307	\$114,736	\$91,789	\$91,789			11.42.11	
2024	RTD0010949	RTA Vehicle Replacement	Pioneer Valley Transit Authority - ACQUIRE - SUPPORT VEHICLES (3)	RTACAP	\$114,736	\$22,947		\$22,947		11.42.11	
2024	RTD0010950	RTA Vehicle Replacement	Pioneer Valley Transit Authority - ACQUIRE - SUPPORT VEHICLES (4) Supervisory Vehicle	5307	\$122,385	\$97,908	\$97,908			11.42.11	
2024	RTD0010950	RTA Vehicle Replacement	Pioneer Valley Transit Authority - ACQUIRE - SUPPORT VEHICLES (4) Supervisory Vehicle	RTACAP	\$122,385	\$24,477		\$24,477		11.42.11	
Southeastern Regional Transit Authority						\$5,512,295	\$4,649,836	\$847,459	\$15,000		
2024	RTD0010803	Operating	SRTA - SHORT RANGE TRANSIT PLANNING	5307	\$75,000	\$60,000	\$60,000			44.24.00	
2024	RTD0010803	Operating	SRTA - SHORT RANGE TRANSIT PLANNING	LF	\$75,000	\$15,000			\$15,000	44.24.00	

Year	MassDOT Project ID	Program	MassDOT Project Description	Funding Source	Total Project Cost	Total Programmed Funds	Federal Funds	State Funds	Other Funds	FTA Line Item	Other Information
2024	RTD0010804	RTA Facility & System Modernization	SRTA - ACQUIRE - ADP HARDWARE / SOFTWARE (ITS)	5307	\$150,000	\$120,000	\$120,000			11.42.08	
2024	RTD0010804	RTA Facility & System Modernization	SRTA - ACQUIRE - ADP HARDWARE / SOFTWARE (ITS)	RTACAP	\$150,000	\$30,000		\$30,000		11.42.08	
2024	RTD0010810	RTA Facility & System Modernization	SRTA - ACQUIRE - TRANSIT ENHANCEMENTS	5307	\$10,000	\$8,000	\$8,000			11.92.02	
2024	RTD0010810	RTA Facility & System Modernization	SRTA - ACQUIRE - TRANSIT ENHANCEMENTS	RTACAP	\$10,000	\$2,000		\$2,000		11.92.02	
2024	RTD0010811	RTA Facility & Vehicle Maintenance	SRTA - LEASE ASSOC CAP MAINT ITEMS (Tire Lease)	5307	\$90,000	\$72,000	\$72,000			11.16.40	
2024	RTD0010811	RTA Facility & Vehicle Maintenance	SRTA - LEASE ASSOC CAP MAINT ITEMS (Tire Lease)	RTACAP	\$90,000	\$18,000		\$18,000		11.16.40	
2024	RTD0010814	RTA Facility & Vehicle Maintenance	SRTA - ENGINEERING & DESIGN - BUS SUPPORT EQUIP/FACILITIES	5307	\$37,500	\$30,000	\$30,000			11.41.03	
2024	RTD0010814	RTA Facility & Vehicle Maintenance	SRTA - ENGINEERING & DESIGN - BUS SUPPORT EQUIP/FACILITIES	RTACAP	\$37,500	\$7,500		\$7,500		11.41.03	
2024	RTD0010815	RTA Facility & Vehicle Maintenance	SRTA - ACQUIRE - MISC OPS/MAINT SUPPORT EQUIPMENT	5307	\$30,000	\$24,000	\$24,000			11.42.20	
2024	RTD0010815	RTA Facility & Vehicle Maintenance	SRTA - ACQUIRE - MISC OPS/MAINT SUPPORT EQUIPMENT	RTACAP	\$30,000	\$6,000		\$6,000		11.42.20	
2024	RTD0010829	RTA Facility & Vehicle Maintenance	SRTA - REHAB/RENOVATE BUS SUPPORT FACIL/EQUIP	5339	\$194,795	\$155,836	\$155,836			11.44.03	
2024	RTD0010829	RTA Facility & Vehicle Maintenance	SRTA - REHAB/RENOVATE BUS SUPPORT FACIL/EQUIP	RTACAP	\$194,795	\$38,959		\$38,959		11.44.03	
2024	RTD0010806	RTA Vehicle Replacement	SRTA - ACQUIRE - OPS/MAINT SUPPORT VEHICLES (2)	5307	\$90,000	\$72,000	\$72,000			11.42.11	
2024	RTD0010806	RTA Vehicle Replacement	SRTA - ACQUIRE - OPS/MAINT SUPPORT VEHICLES (2)	RTACAP	\$90,000	\$18,000		\$18,000		11.42.11	
2024	RTD0010808	RTA Vehicle Replacement	SRTA - BUY REPLACEMENT VAN	5307	\$35,000	\$28,000	\$28,000			11.12.15	
2024	RTD0010808	RTA Vehicle Replacement	SRTA - BUY REPLACEMENT VAN	RTACAP	\$35,000	\$7,000		\$7,000		11.12.15	
2024	RTD0011182	RTA Vehicle Replacement	SRTA - BUY REPLACEMENT 35-FT BUS (6) 5339(b) Competitive: FTA-2021-008	OF	\$14,400,000	\$4,080,000	\$4,080,000			11.12.02	
2024	RTD0011182	RTA Vehicle Replacement	SRTA - BUY REPLACEMENT 35-FT BUS (6) 5339(b) Competitive: FTA-2021-008	RTACAP	\$14,400,000	\$720,000		\$720,000		11.12.02	
Worcester Regional Transit Authority						\$24,430,170	\$15,204,284	\$8,466,368	\$759,518		
2024	RTD0010854	Operating	Worcester Regional Transit Authority Regional Transit Authority: Operating Assistance - Fixed Route	5307	\$14,466,170	\$7,233,085	\$7,233,085			30.09.01	
2024	RTD0010854	Operating	Worcester Regional Transit Authority Regional Transit Authority: Operating Assistance - Fixed Route	SCA	\$14,466,170	\$7,233,085		\$7,233,085		30.09.01	
2024	RTD0010857	RTA Facility & System Modernization	Worcester Regional Transit Authority Regional Transit Authority: Purchase Support Equipment for Fixed Route and Demand Response	5307	\$553,914	\$443,131	\$443,131			11.42.20	
2024	RTD0010857	RTA Facility & System Modernization	Worcester Regional Transit Authority Regional Transit Authority: Purchase Support Equipment for Fixed Route and Demand Response	RTACAP	\$553,914	\$110,783		\$110,783		11.42.20	
2024	RTD0010861	RTA Facility & System Modernization	Worcester Regional Transit Authority Regional Transit Authority: Purchase Fixed Route Bus Shelters	5307	\$60,000	\$48,000	\$48,000			11.32.10	
2024	RTD0010861	RTA Facility & System Modernization	Worcester Regional Transit Authority Regional Transit Authority: Purchase Fixed Route Bus Shelters	RTACAP	\$60,000	\$12,000		\$12,000		11.32.10	
2024	RTD0010862	RTA Facility & System Modernization	Worcester Regional Transit Authority Regional Transit Authority: Purchase Bus Stop and Electronic Signage for Fixed Route	5307	\$5,000	\$4,000	\$4,000			11.32.09	
2024	RTD0010862	RTA Facility & System Modernization	Worcester Regional Transit Authority Regional Transit Authority: Purchase Bus Stop and Electronic Signage for Fixed Route	RTACAP	\$5,000	\$1,000		\$1,000		11.32.09	



Year	MassDOT Project ID	Program	MassDOT Project Description	Funding Source	Total Project Cost	Total Programmed Funds	Federal Funds	State Funds	Other Funds	FTA Line Item	Other Information
2024	RTD0010858	RTA Facility & Vehicle Maintenance	Worcester Regional Transit Authority Regional Transit Authority: Purchase Spare Parts for Revenue Rolling Stock	5307	\$789,993	\$631,994	\$631,994			11.12.40	
2024	RTD0010858	RTA Facility & Vehicle Maintenance	Worcester Regional Transit Authority Regional Transit Authority: Purchase Spare Parts for Revenue Rolling Stock	RTACAP	\$789,993	\$157,999		\$157,999		11.12.40	
2024	RTD0010863	RTA Facility & Vehicle Maintenance	Worcester Regional Transit Authority: Renovations and Maintenance to WRTA Hub	5307	\$5,000	\$4,000	\$4,000			11.34.01	
2024	RTD0010863	RTA Facility & Vehicle Maintenance	Worcester Regional Transit Authority: Renovations and Maintenance to WRTA Hub	RTACAP	\$5,000	\$1,000		\$1,000		11.34.01	
2024	RTD0010864	RTA Facility & Vehicle Maintenance	Worcester Regional Transit Authority: Rehabilitation of Union Station	5337	\$3,797,589	\$3,038,071	\$3,038,071			11.34.03	
2024	RTD0010864	RTA Facility & Vehicle Maintenance	Worcester Regional Transit Authority: Rehabilitation of Union Station	LF	\$3,797,589	\$759,518			\$759,518	11.34.03	
2024	RTD0010878	RTA Facility & Vehicle Maintenance	Worcester Regional Transit Authority: Renovations and Maintenance to WRTA Maintenance and Operations Facility	5307	\$75,000	\$60,000	\$60,000			11.44.02	
2024	RTD0010878	RTA Facility & Vehicle Maintenance	Worcester Regional Transit Authority: Renovations and Maintenance to WRTA Maintenance and Operations Facility	RTACAP	\$75,000	\$15,000		\$15,000		11.44.02	
2024	RTD0010855	RTA Vehicle Replacement	Worcester Regional Transit Authority Regional Transit Authority: Buy Replacement 35 FT Bus (7)	5307	\$3,783,186	\$3,026,549	\$3,026,549			11.12.02	
2024	RTD0010855	RTA Vehicle Replacement	Worcester Regional Transit Authority Regional Transit Authority: Buy Replacement 35 FT Bus (7)	RTACAP	\$3,783,186	\$756,637		\$756,637		11.12.02	
2024	RTD0010856	RTA Vehicle Replacement	Worcester Regional Transit Authority Regional Transit Authority: Buy Replacement Support Vehicles (3)	5307	\$195,000	\$156,000	\$156,000			11.42.11	
2024	RTD0010856	RTA Vehicle Replacement	Worcester Regional Transit Authority Regional Transit Authority: Buy Replacement Support Vehicles (3)	RTACAP	\$195,000	\$39,000		\$39,000		11.42.11	
2024	RTD0010894	RTA Vehicle Replacement	Worcester Regional Transit Authority Regional Transit Authority - Buy Replacement 35 FT Bus (1)	5339	\$699,318	\$559,454	\$559,454			11.12.02	
2024	RTD0010894	RTA Vehicle Replacement	Worcester Regional Transit Authority Regional Transit Authority - Buy Replacement 35 FT Bus (1)	RTACAP	\$699,318	\$139,864		\$139,864		11.12.02	
Federal Fiscal Year 2025						\$1,242,817,101	\$544,708,325	\$58,517,085	\$639,591,691		
Berkshire Regional Transportation Authority						\$921,617	\$737,294	\$184,323			
2025	RTD0010571	RTA Facility & Vehicle Maintenance	BRTA - PREVENTIVE MAINTENANCE	5307	\$200,000	\$160,000	\$160,000			11.7A.00	
2025	RTD0010571	RTA Facility & Vehicle Maintenance	BRTA - PREVENTIVE MAINTENANCE	RTACAP	\$200,000	\$40,000		\$40,000		11.7A.00	
2025	RTD0010570	RTA Fleet Upgrades	BRTA - ACQUIRE - MISC SUPPORT EQUIPMENT- Purchase (2) Electric Chargers	5307	\$100,000	\$80,000	\$80,000			11.42.03	
2025	RTD0010570	RTA Fleet Upgrades	BRTA - ACQUIRE - MISC SUPPORT EQUIPMENT- Purchase (2) Electric Chargers	RTACAP	\$100,000	\$20,000		\$20,000		11.42.03	
2025	RTD0011281	RTA Fleet Upgrades	BRTA - BUY replacement- Support Vehicles-electric	5307	\$100,000	\$80,000	\$80,000			11.42.11	
2025	RTD0011281	RTA Fleet Upgrades	BRTA - BUY replacement- Support Vehicles-electric	RTACAP	\$100,000	\$20,000		\$20,000		11.42.11	
2025	RTD0011282	RTA Vehicle Replacement	BRTA - BUY REPLACEMENT 35-FT BUS	5307	\$521,617	\$417,294	\$417,294			11.12.02	
2025	RTD0011282	RTA Vehicle Replacement	BRTA - BUY REPLACEMENT 35-FT BUS	RTACAP	\$521,617	\$104,323		\$104,323		11.12.02	
Brockton Area Transit						\$1,950,000	\$1,215,000	\$735,000			
2025	RTD0011343	RTA Facility & Vehicle Maintenance	BAT - BUY ASSOC CAP MAINT ITEMS	5307	\$50,000	\$40,000	\$40,000			11.12.40	
2025	RTD0011343	RTA Facility & Vehicle Maintenance	BAT - BUY ASSOC CAP MAINT ITEMS	RTACAP	\$50,000	\$10,000		\$10,000		11.12.40	
2025	RTD0011344	RTA Facility & Vehicle Maintenance	BAT - ACQUIRE MISC SUPPORT EQUIPMENT & PARKING SYSTEM	5307	\$200,000	\$160,000	\$160,000			11.42.20	
2025	RTD0011344	RTA Facility & Vehicle Maintenance	BAT - ACQUIRE MISC SUPPORT EQUIPMENT & PARKING SYSTEM	RTACAP	\$200,000	\$40,000		\$40,000		11.42.20	
2025	RTD0011345	RTA Facility & Vehicle Maintenance	BAT - VEH OVERHAUL (4)	5307	\$1,150,000	\$575,000	\$575,000			11.14.12	



Year	MassDOT Project ID	Program	MassDOT Project Description	Funding Source	Total Project Cost	Total Programmed Funds	Federal Funds	State Funds	Other Funds	FTA Line Item	Other Information
2025	RTD0011345	RTA Facility & Vehicle Maintenance	BAT - VEH OVERHAUL (4)	RTACAP	\$1,150,000	\$575,000		\$575,000		11.14.12	
2025	RTD0011346	RTA Facility & Vehicle Maintenance	BAT - REHAB RENOVATE MAINTENANCE FACILITY	5307	\$50,000	\$40,000	\$40,000			11.44.02	
2025	RTD0011346	RTA Facility & Vehicle Maintenance	BAT - REHAB RENOVATE MAINTENANCE FACILITY	RTACAP	\$50,000	\$10,000		\$10,000		11.44.02	
2025	RTD0011348	RTA Facility & Vehicle Maintenance	BAT - TERMINAL, INTERMODAL	5307	\$325,000	\$260,000	\$260,000			11.34.03	
2025	RTD0011348	RTA Facility & Vehicle Maintenance	BAT - TERMINAL, INTERMODAL	RTACAP	\$325,000	\$65,000		\$65,000		11.34.03	
2025	RTD0011347	RTA Vehicle Replacement	BAT - ACQUIRE SUPPORT VEHICLES (2)	5307	\$175,000	\$140,000	\$140,000			11.42.11	
2025	RTD0011347	RTA Vehicle Replacement	BAT - ACQUIRE SUPPORT VEHICLES (2)	RTACAP	\$175,000	\$35,000		\$35,000		11.42.11	
Cape Ann Transportation Authority						\$1,673,750	\$770,000	\$832,500	\$71,250		
2025	RTD0010580	RTA Facility & Vehicle Maintenance	CATA - -Preventive Maintenance	5307	\$356,250	\$285,000	\$285,000			11.7A.00	
2025	RTD0010580	RTA Facility & Vehicle Maintenance	CATA - -Preventive Maintenance	LF	\$356,250	\$71,250			\$71,250	11.7A.00	
2025	RTD0010586	RTA Facility & Vehicle Maintenance	CATA - -acquire shop equip/small capital	5307	\$37,500	\$30,000	\$30,000			11.42.06	
2025	RTD0010586	RTA Facility & Vehicle Maintenance	CATA - -acquire shop equip/small capital	RTACAP	\$37,500	\$7,500		\$7,500		11.42.06	
2025	RTD0010588	RTA Vehicle Replacement	CATA - -Revenue Vehicle Replacement	5307	\$680,000	\$455,000	\$455,000			11.12.03	
2025	RTD0010588	RTA Vehicle Replacement	CATA - -Revenue Vehicle Replacement	RTACAP	\$680,000	\$225,000		\$225,000		11.12.03	
2025	RTD0010591	RTA Vehicle Replacement	CATA - -Revenue Vehicle Replacement	RTACAP	\$600,000	\$600,000		\$600,000		11.12.03	
Cape Cod Regional Transit Authority						\$15,752,000	\$12,121,600	\$3,630,400			
2025	RTD0010610	Operating	CCRTA - OPERATING ASSISTANCE-Fixed Route/Demand Response	5307	\$1,600,000	\$800,000	\$800,000			30.09.01	
2025	RTD0010610	Operating	CCRTA - OPERATING ASSISTANCE-Fixed Route/Demand Response	SCA	\$1,600,000	\$800,000		\$800,000		30.09.01	
2025	RTD0010611	Operating	CCRTA - MOBILITY MANAGEMENT	5307	\$1,500,000	\$1,200,000	\$1,200,000			11.7L.00	
2025	RTD0010611	Operating	CCRTA - MOBILITY MANAGEMENT	SCA	\$1,500,000	\$300,000		\$300,000		11.7L.00	
2025	RTD0010612	Operating	CCRTA - NON FIXED ROUTE ADA PARA SERV	5307	\$750,000	\$600,000	\$600,000			11.7C.00	
2025	RTD0010612	Operating	CCRTA - NON FIXED ROUTE ADA PARA SERV	SCA	\$750,000	\$150,000		\$150,000		11.7C.00	
2025	RTD0010613	Operating	CCRTA - PREVENTIVE MAINTENANCE	5307	\$7,000,000	\$5,600,000	\$5,600,000			11.7A.00	
2025	RTD0010613	Operating	CCRTA - PREVENTIVE MAINTENANCE	SCA	\$7,000,000	\$1,400,000		\$1,400,000		11.7A.00	
2025	RTD0010614	RTA Facility & System Modernization	CCRTA - South Dennis Bus Operations Center/ACQUIRE - MISC SUPPORT EQUIPMENT	5339	\$500,000	\$400,000	\$400,000			11.42.20	
2025	RTD0010614	RTA Facility & System Modernization	CCRTA - South Dennis Bus Operations Center/ACQUIRE - MISC SUPPORT EQUIPMENT	RTACAP	\$500,000	\$100,000		\$100,000		11.42.20	
2025	RTD0010616	RTA Facility & System Modernization	CCRTA - South Dennis Bus Operations Center/REHAB/RENOVATE - MAINTENANCE FACILITY	5307	\$800,000	\$640,000	\$640,000			11.44.02	
2025	RTD0010616	RTA Facility & System Modernization	CCRTA - South Dennis Bus Operations Center/REHAB/RENOVATE - MAINTENANCE FACILITY	RTACAP	\$800,000	\$160,000		\$160,000		11.44.02	
2025	RTD0010617	RTA Facility & System Modernization	CCRTA - Hyannis Transportation Center/REHAB/RENOVATE - BUS TERMINAL	5307	\$500,000	\$400,000	\$400,000			11.34.01	
2025	RTD0010617	RTA Facility & System Modernization	CCRTA - Hyannis Transportation Center/REHAB/RENOVATE - BUS TERMINAL	RTACAP	\$500,000	\$100,000		\$100,000		11.34.01	
2025	RTD0010618	RTA Facility & System Modernization	CCRTA - Yarmouth and Chatham/CONSTRUCTION - BUS SHELTERS	5307	\$76,000	\$121,600	\$121,600			11.33.10	
2025	RTD0010618	RTA Facility & System Modernization	CCRTA - Yarmouth and Chatham/CONSTRUCTION - BUS SHELTERS	RTACAP	\$76,000	\$30,400		\$30,400		11.33.10	
2025	RTD0010620	RTA Fleet Upgrades	CCRTA - BUY 30-FT BUS FOR EXPANSION	5339	\$1,200,000	\$960,000	\$960,000			11.13.03	
2025	RTD0010620	RTA Fleet Upgrades	CCRTA - BUY 30-FT BUS FOR EXPANSION	RTACAP	\$1,200,000	\$240,000		\$240,000		11.13.03	
2025	RTD0010615	RTA Vehicle Replacement	CCRTA - BUY REPLACEMENT 35-FT BUS	5307	\$1,500,000	\$1,200,000	\$1,200,000			11.12.02	

Year	MassDOT Project ID	Program	MassDOT Project Description	Funding Source	Total Project Cost	Total Programmed Funds	Federal Funds	State Funds	Other Funds	FTA Line Item	Other Information
2025	RTD0010615	RTA Vehicle Replacement	CCRTA - BUY REPLACEMENT 35-FT BUS	RTACAP	\$1,500,000	\$300,000		\$300,000		11.12.02	
2025	RTD0010619	RTA Vehicle Replacement	CCRTA - BUY REPLACEMENT <30 FT BUS	5339	\$250,000	\$200,000	\$200,000			11.12.04	
2025	RTD0010619	RTA Vehicle Replacement	CCRTA - BUY REPLACEMENT <30 FT BUS	RTACAP	\$250,000	\$50,000		\$50,000		11.12.04	
Franklin Regional Transit Authority						\$100,000		\$100,000			
2025	RTD0010641	RTA Facility & System Modernization	FRTA - ACQUIRE - BUS ROUTE SIGNING	RTACAP	\$75,000	\$75,000		\$75,000		11.32.09	
2025	RTD0011247	RTA Facility & Vehicle Maintenance	FRTA - BUY ASSOC CAP MAINT ITEMS	RTACAP	\$15,000	\$15,000		\$15,000		11.12.40	
2025	RTD0011248	RTA Facility & Vehicle Maintenance	FRTA - REHAB/RENOVATE - SHOP EQUIPMENT	RTACAP	\$10,000	\$10,000		\$10,000		11.42.06	
Greater Attleboro-Taunton Regional Transit Authority						\$13,719,054	\$8,998,530	\$3,926,391	\$794,133		
2025	RTD0010662	Operating	Greater Attleboro-Taunton Regional Transit Authority - Mobility Management	5307	\$175,000	\$140,000	\$140,000			00	
2025	RTD0010662	Operating	Greater Attleboro-Taunton Regional Transit Authority - Mobility Management	SCA	\$175,000	\$35,000		\$35,000		00	
2025	RTD0010663	Operating	Greater Attleboro-Taunton Regional Transit Authority - Non Fixed Route ADA Paratransit Operating	5307	\$1,650,000	\$1,320,000	\$1,320,000			30.09.01	
2025	RTD0010663	Operating	Greater Attleboro-Taunton Regional Transit Authority - Non Fixed Route ADA Paratransit Operating	SCA	\$1,650,000	\$330,000		\$330,000		30.09.01	
2025	RTD0010664	Operating	Greater Attleboro-Taunton Regional Transit Authority - Fixed Route Operating Assistance	5307	\$1,300,000	\$650,000	\$650,000			30.09.01	
2025	RTD0010664	Operating	Greater Attleboro-Taunton Regional Transit Authority - Fixed Route Operating Assistance	SCA	\$1,300,000	\$650,000		\$650,000		30.09.01	
2025	RTD0010666	Operating	Greater Attleboro-Taunton Regional Transit Authority - Preventative Maintenance	5307	\$5,600,000	\$4,480,000	\$4,480,000			11.7A.00	
2025	RTD0010666	Operating	Greater Attleboro-Taunton Regional Transit Authority - Preventative Maintenance	SCA	\$5,600,000	\$1,120,000		\$1,120,000		11.7A.00	
2025	RTD0010667	Operating	Greater Attleboro-Taunton Regional Transit Authority - Short Range Transit Planning	5307	\$100,000	\$80,000	\$80,000			00	
2025	RTD0010667	Operating	Greater Attleboro-Taunton Regional Transit Authority - Short Range Transit Planning	SCA	\$100,000	\$20,000		\$20,000		00	
2025	RTD0010668	RTA Facility & System Modernization	Greater Attleboro-Taunton Regional Transit Authority - Rehab-Renovation Attleboro Area Commuter Rail Stations	5337	\$1,310,663	\$1,048,530	\$1,048,530			00	
2025	RTD0010668	RTA Facility & System Modernization	Greater Attleboro-Taunton Regional Transit Authority - Rehab-Renovation Attleboro Area Commuter Rail Stations	LF	\$1,310,663	\$262,133			\$262,133	00	
2025	RTD0011419	RTA Facility & System Modernization	Greater Attleboro-Taunton Regional Transit Authority - East Maintenance Facility	RTACAP	\$1,451,391	\$1,451,391		\$1,451,391		11.43.02	
2025	RTD0010665	RTA Fleet Upgrades	Greater Attleboro-Taunton Regional Transit Authority - Buy Replacement Vans - 8	LF	\$532,000	\$532,000			\$532,000	11.12.15	
2025	RTD0010669	RTA Fleet Upgrades	Greater Attleboro-Taunton Regional Transit Authority - Buy Replacement 35-FT Buses (2) - BEB	5339	\$1,600,000	\$1,280,000	\$1,280,000			00	
2025	RTD0010669	RTA Fleet Upgrades	Greater Attleboro-Taunton Regional Transit Authority - Buy Replacement 35-FT Buses (2) - BEB	RTACAP	\$1,600,000	\$320,000		\$320,000		00	
Lowell Regional Transit Authority						\$15,087,415	\$7,022,041	\$4,726,147	\$3,339,227		
2025	RTD0010693	Operating	LRTA - OPERATING ASSISTANCE 2025 (5307)	5307	\$11,167,415	\$3,206,041	\$3,206,041			30.09.01	
2025	RTD0010693	Operating	LRTA - OPERATING ASSISTANCE 2025 (5307)	LF	\$11,167,415	\$3,317,227			\$3,317,227	30.09.01	
2025	RTD0010693	Operating	LRTA - OPERATING ASSISTANCE 2025 (5307)	SCA	\$11,167,415	\$4,644,147		\$4,644,147		30.09.01	
2025	RTD0010694	Operating	LRTA - SHORT RANGE TRANSIT PLANNING 2025	5307	\$110,000	\$88,000	\$88,000			44.24.00	
2025	RTD0010694	Operating	LRTA - SHORT RANGE TRANSIT PLANNING 2025	LF	\$110,000	\$22,000			\$22,000	44.24.00	
2025	RTD0011206	Operating	LRTA - OPERATING ASSISTANCE 2025 (ARPA)	OF	\$1,800,000	\$1,800,000	\$1,800,000			30.09.01	
2025	RTD0010690	RTA Facility & Vehicle Maintenance	LRTA - TERMINAL & BUILDING EQUIPMENT AND MAINTENANCE	5307	\$200,000	\$160,000	\$160,000			11.34.20	

Year	MassDOT Project ID	Program	MassDOT Project Description	Funding Source	Total Project Cost	Total Programmed Funds	Federal Funds	State Funds	Other Funds	FTA Line Item	Other Information
2025	RTD0010690	RTA Facility & Vehicle Maintenance	LRTA - TERMINAL & BUILDING EQUIPMENT AND MAINTENANCE	RTACAP	\$200,000	\$40,000		\$40,000		11.34.20	
2025	RTD0010691	RTA Facility & Vehicle Maintenance	LRTA - IT EQUIPMENT & MAINTENANCE	5307	\$10,000	\$8,000	\$8,000			11.12.40	
2025	RTD0010691	RTA Facility & Vehicle Maintenance	LRTA - IT EQUIPMENT & MAINTENANCE	RTACAP	\$10,000	\$2,000		\$2,000		11.12.40	
2025	RTD0010692	RTA Facility & Vehicle Maintenance	LRTA - PURCHASE CAPITAL SPARE PARTS	5307	\$100,000	\$80,000	\$80,000			11.12.40	
2025	RTD0010692	RTA Facility & Vehicle Maintenance	LRTA - PURCHASE CAPITAL SPARE PARTS	RTACAP	\$100,000	\$20,000		\$20,000		11.12.40	
2025	RTD0011207	RTA Facility & Vehicle Maintenance	Lowell Regional Transit Authority - GARAGE DECKING REPAIRS	5307	\$100,000	\$80,000	\$80,000			11.34.04	
2025	RTD0011207	RTA Facility & Vehicle Maintenance	Lowell Regional Transit Authority - GARAGE DECKING REPAIRS	RTACAP	\$100,000	\$20,000		\$20,000		11.34.04	
2025	RTD0011208	RTA Fleet Upgrades	LRTA - Lowell Regional Transit Authority - FACILITY UPGRADES & CHARGING INFRASTRUCTURE FOR ELECTRIC VEHICLES - DISCRETIONARY	OF	\$2,000,000	\$1,600,000	\$1,600,000			11.52.20	
Martha's Vineyard Transit Authority						\$4,280,000		\$4,280,000			
2025	RTD0010725	RTA Facility & System Modernization	VRTA ACQUIRE - BUS PASSENGER SHELTERS	RTACAP	\$50,000	\$50,000		\$50,000		11.32.10	
2025	RTD0010729	RTA Facility & System Modernization	VRTA ACQUIRE - BUS ROUTE SIGNING	RTACAP	\$20,000	\$20,000		\$20,000		11.32.09	
2025	RTD0010734	RTA Facility & Vehicle Maintenance	VRTA REHAB/REBUILD - CAPITOL BUS	RTACAP	\$100,000	\$100,000		\$100,000		11.14.01	
2025	RTD0010728	RTA Replacement Facilities	VRTA REHAB/RENOVATE - ADMIN/MAINT FACILITY	RTACAP	\$100,000	\$100,000		\$100,000		11.44.03	
2025	RTD0011264	RTA Replacement Facilities	REHAB/RENOVATE - BUS TERMINAL	RTACAP	\$200,000	\$200,000		\$200,000		11.34.01	
2025	RTD0010727	RTA Vehicle Replacement	VRTA - BUY REPLACEMENT 35-FT BUS (2)	RTACAP	\$1,700,000	\$1,700,000		\$1,700,000		11.12.02	
2025	RTD0010735	RTA Vehicle Replacement	VRTA BUY REPLACEMENT <30 FT BUS- 3 buses	RTACAP	\$1,950,000	\$1,950,000		\$1,950,000		11.12.03	
2025	RTD0010740	RTA Vehicle Replacement	VRTA ACQUIRE - SUPPORT VEHICLES	RTACAP	\$60,000	\$60,000		\$60,000		11.42.11	
2025	RTD0011259	RTA Vehicle Replacement	BUY REPLACEMENT VAN	RTACAP	\$100,000	\$100,000		\$100,000		11.12.15	
Massachusetts Bay Transportation Authority						\$1,069,720,125	\$442,524,367		\$627,195,758		
2025	MBTA027	Bridge & Tunnel Program	Bridge & Tunnel Program	5307	\$12,500,000	\$10,000,000	\$10,000,000			12.24.05	
2025	MBTA027	Bridge & Tunnel Program	Bridge & Tunnel Program	LF	\$12,500,000	\$2,500,000			\$2,500,000	12.24.05	
2025	MBTA031	Bridge & Tunnel Program	Bridge & Tunnel Program	5337	\$110,722,675	\$88,578,140	\$88,578,140			12.24.05	
2025	MBTA031	Bridge & Tunnel Program	Bridge & Tunnel Program	LF	\$110,722,675	\$22,144,535			\$22,144,535	12.24.05	
2025	MBTA035	Bus Program	Bus Program	5339	\$8,056,879	\$6,445,503	\$6,445,503			11.12.01	
2025	MBTA035	Bus Program	Bus Program	LF	\$8,056,879	\$1,611,376			\$1,611,376	11.12.01	
2025	MBTA028	Revenue Vehicle Program	Revenue Vehicle Program	5307	\$138,345,493	\$110,676,395	\$110,676,395			12.12.01	
2025	MBTA028	Revenue Vehicle Program	Revenue Vehicle Program	LF	\$138,345,493	\$27,669,098			\$27,669,098	12.12.01	
2025	MBTA032	Revenue Vehicle Program	Revenue Vehicle Program	5337	\$27,345,646	\$21,876,517	\$21,876,517			12.12.01	
2025	MBTA032	Revenue Vehicle Program	Revenue Vehicle Program	LF	\$27,345,646	\$5,469,129			\$5,469,129	12.12.01	
2025	MBTA036	RRIF Financing - PTC/ATC/Fiber	RRIF Financing - PTC/ATC/Fiber	ONF	\$369,064,667	\$369,064,667			\$369,064,667	12.24.05	
2025	MBTA037	RRIF/TIFIA Financing Program	RRIF/TIFIA Financing Program	ONF	\$147,500,000	\$147,500,000			\$147,500,000	12.24.05	
2025	MBTA029	Signals/Systems Upgrade Program	Signals/Systems Upgrade Program	5307	\$61,975,162	\$49,580,129	\$49,580,129			12.62.01	

Year	MassDOT Project ID	Program	MassDOT Project Description	Funding Source	Total Project Cost	Total Programmed Funds	Federal Funds	State Funds	Other Funds	FTA Line Item	Other Information
2025	MBTA029	Signals/Systems Upgrade Program	Signals/Systems Upgrade Program	LF	\$61,975,162	\$12,395,033			\$12,395,033	12.62.01	
2025	MBTA033	Signals/Systems Upgrade Program	Signals/Systems Upgrade Program	5337	\$45,142,003	\$36,113,602	\$36,113,602			12.62.01	
2025	MBTA033	Signals/Systems Upgrade Program	Signals/Systems Upgrade Program	LF	\$45,142,003	\$9,028,401			\$9,028,401	12.62.01	
2025	MBTA030	Stations and Facilities Program	Stations and Facilities Program	5307	\$34,276,795	\$27,421,436	\$27,421,436			12.34.03	
2025	MBTA030	Stations and Facilities Program	Stations and Facilities Program	LF	\$34,276,795	\$6,855,359			\$6,855,359	12.34.03	
2025	MBTA034	Stations and Facilities Program	Stations and Facilities Program	5337	\$114,790,805	\$91,832,644	\$91,832,644			12.34.03	
2025	MBTA034	Stations and Facilities Program	Stations and Facilities Program	LF	\$114,790,805	\$22,958,161			\$22,958,161	12.34.03	
MassDOT						\$38,131,352	\$15,732,323	\$18,650,000	\$3,749,029		
2025	RTD0011151	Mobility Assistance Program	MASSDOT - STATEWIDE -MOBILITY ASSISTANCE PROGRAM	5310	\$11,482,323	\$6,732,323	\$6,732,323			00	
2025	RTD0011151	Mobility Assistance Program	MASSDOT - STATEWIDE -MOBILITY ASSISTANCE PROGRAM	MAP	\$11,482,323	\$4,750,000		\$4,750,000		00	
2025	RTD0011152	Operating	5311 OPERATING ASSISTANCE	5311	\$3,749,029	\$5,000,000	\$5,000,000			00	
2025	RTD0011152	Operating	5311 OPERATING ASSISTANCE	LF	\$3,749,029	\$3,749,029			\$3,749,029	00	
2025	RTDTBD04	RTA Facility & System Modernization	MASSDOT - STATEWIDE - RTA PLANNING ASSISTANCE	RTACAP	\$2,000,000	\$2,000,000		\$2,000,000		00	
2025	RTDTBD08	RTA Facility & System Modernization	MASSDOT - STATEWIDE - CIP PROCESS IMPROVEMENT	RTACAP	\$200,000	\$200,000		\$200,000		00	
2025	RTDTBD25	RTA Facility & System Modernization	MASSDOT - STATEWIDE -RTA FACILITY AND SYSTEM MODERNIZATION	RTACAP	\$5,000,000	\$5,000,000		\$5,000,000		00	
2025	RTD0011154	RTA Vehicle Replacement	MASSDOT - STATEWIDE - BUS AND BUS FACILITIES	5339	\$8,000,000	\$4,000,000	\$4,000,000			00	
2025	RTD0011154	RTA Vehicle Replacement	MASSDOT - STATEWIDE - BUS AND BUS FACILITIES	RTACAP	\$8,000,000	\$4,000,000		\$4,000,000		00	
2025	RTD0011154	RTA Vehicle Replacement	MASSDOT - STATEWIDE - BUS AND BUS FACILITIES	TDC	\$8,000,000	\$700,000		\$700,000		00	
2025	RTDTBD02	Technical Assistance	MASSDOT - STATEWIDE -RTA TECHNICAL ASSISTANCE	RTACAP	\$2,000,000	\$2,000,000		\$2,000,000		00	
Merrimack Valley Regional Transportation Authority						\$8,063,800	\$6,013,560	\$2,030,240	\$20,000		
2025	RTD0010760	Operating	Merrimack Valley MPO Short Range Transit Planning	5307	\$100,000	\$80,000	\$80,000			44.24.00	
2025	RTD0010760	Operating	Merrimack Valley MPO Short Range Transit Planning	LF	\$100,000	\$20,000			\$20,000	44.24.00	
2025	RTD0010761	Operating	Merrimack Valley Regional Transit Authority - Preventative Maintenance for service	5307	\$3,690,630	\$2,952,505	\$2,952,505			11.7A.00	
2025	RTD0010761	Operating	Merrimack Valley Regional Transit Authority - Preventative Maintenance for service	SCA	\$3,690,630	\$738,125		\$738,125		11.7A.00	
2025	RTD0010762	Operating	Merrimack Valley Regional Transit Authority - Operating Assistance for Service	5307	\$1,458,270	\$729,135	\$729,135			30.09.01	
2025	RTD0010762	Operating	Merrimack Valley Regional Transit Authority - Operating Assistance for Service	SCA	\$1,458,270	\$729,135		\$729,135		30.09.01	
2025	RTD0010763	Operating	Merrimack Valley Regional Transit Authority - ADA Paratransit Service	5307	\$2,071,500	\$1,657,200	\$1,657,200			30.09.01	
2025	RTD0010763	Operating	Merrimack Valley Regional Transit Authority - ADA Paratransit Service	SCA	\$2,071,500	\$414,300		\$414,300		30.09.01	
2025	RTD0011303	RTA Facility & System Modernization	Merrimack Valley Regional Transit Authority - METROPOLITAN PLANNING	5307	\$65,000	\$52,000	\$52,000			44.22.00	
2025	RTD0011303	RTA Facility & System Modernization	Merrimack Valley Regional Transit Authority - METROPOLITAN PLANNING	RTACAP	\$65,000	\$13,000		\$13,000		44.22.00	
2025	RTD0011317	RTA Facility & System Modernization	Merrimack Valley Regional Transit Authority - CONSTRUCT - MISC EQUIPMENT	5307	\$625,000	\$500,000	\$500,000			11.43.20	
2025	RTD0011317	RTA Facility & System Modernization	Merrimack Valley Regional Transit Authority - CONSTRUCT - MISC EQUIPMENT	RTACAP	\$625,000	\$125,000		\$125,000		11.43.20	
2025	RTD0010764	RTA Vehicle Replacement	Merrimack Valley Regional Transit Authority - Replace 1 Model Year 2019 Supervisory Vehicle	5307	\$53,400	\$42,720	\$42,720			11.42.11	

Year	MassDOT Project ID	Program	MassDOT Project Description	Funding Source	Total Project Cost	Total Programmed Funds	Federal Funds	State Funds	Other Funds	FTA Line Item	Other Information
2025	RTD0010764	RTA Vehicle Replacement	Merrimack Valley Regional Transit Authority - Replace 1 Model Year 2019 Supervisory Vehicle	RTACAP	\$53,400	\$10,680		\$10,680		11.42.11	
MetroWest Regional Transit Authority						\$4,594,718	\$3,660,774	\$933,944			
2025	RTD0011112	Operating	MetroWest Regional Transit Authority - OPERATING ASSISTANCE NON FIXED ROUTE ADA PARA SERV	5307	\$2,000,000	\$1,600,000	\$1,600,000			30.09.01	
2025	RTD0011112	Operating	MetroWest Regional Transit Authority - OPERATING ASSISTANCE NON FIXED ROUTE ADA PARA SERV	SCA	\$2,000,000	\$400,000		\$400,000		30.09.01	
2025	RTD0011110	RTA Facility & System Modernization	MetroWest Regional Transit Authority - TECHNOLOGY SUPPORT/CAPITAL OUTREACH	5307	\$200,000	\$160,000	\$160,000			44.26.14	
2025	RTD0011110	RTA Facility & System Modernization	MetroWest Regional Transit Authority - TECHNOLOGY SUPPORT/CAPITAL OUTREACH	RTACAP	\$200,000	\$40,000		\$40,000		44.26.14	
2025	RTD0011133	RTA Facility & System Modernization	MetroWest Regional Transit Authority - AFC TRANSITION - MOBILE FARE COLL EQUIP	5307	\$100,000	\$50,000	\$50,000			11.42.10	
2025	RTD0011133	RTA Facility & System Modernization	MetroWest Regional Transit Authority - AFC TRANSITION - MOBILE FARE COLL EQUIP	RTACAP	\$100,000	\$50,000		\$50,000		11.42.10	
2025	RTD0011109	RTA Facility & Vehicle Maintenance	MetroWest Regional Transit Authority - ACQUISITION OF BUS SUPPORT EQUIP/FACILITIES	5307	\$113,750	\$91,000	\$91,000			11.42.03	
2025	RTD0011109	RTA Facility & Vehicle Maintenance	MetroWest Regional Transit Authority - ACQUISITION OF BUS SUPPORT EQUIP/FACILITIES	RTACAP	\$113,750	\$22,750		\$22,750		11.42.03	
2025	RTD0011111	RTA Facility & Vehicle Maintenance	MetroWest Regional Transit Authority - TERMINAL, INTERMODAL (TRANSIT) - BLANDIN	5307	\$562,500	\$450,000	\$450,000			11.34.03	
2025	RTD0011111	RTA Facility & Vehicle Maintenance	MetroWest Regional Transit Authority - TERMINAL, INTERMODAL (TRANSIT) - BLANDIN	RTACAP	\$562,500	\$112,500		\$112,500		11.34.03	
2025	RTD0011121	RTA Facility & Vehicle Maintenance	MetroWest Regional Transit Authority - TERMINAL, INTERMODAL (TRANSIT) - Framingham Commuter Rail Station (FCRS)	5307	\$5,000	\$4,000	\$4,000			11.34.03	
2025	RTD0011121	RTA Facility & Vehicle Maintenance	MetroWest Regional Transit Authority - TERMINAL, INTERMODAL (TRANSIT) - Framingham Commuter Rail Station (FCRS)	RTACAP	\$5,000	\$1,000		\$1,000		11.34.03	
2025	RTD0011134	RTA Facility & Vehicle Maintenance	MetroWest Regional Transit Authority - PUBLIC RESTROOMS AT BLANDIN & FCRS HUBS - DISCRETIONARY	DRTACAP	\$200,000	\$40,000		\$40,000		11.33.03	\$40,000 Bond Cap Match Federal Transit Discretionary Grant
2025	RTD0011134	RTA Facility & Vehicle Maintenance	MetroWest Regional Transit Authority - PUBLIC RESTROOMS AT BLANDIN & FCRS HUBS - DISCRETIONARY	OF	\$200,000	\$160,000	\$160,000			11.33.03	\$40,000 Bond Cap Match Federal Transit Discretionary Grant
2025	RTD0011124	RTA Fleet Upgrades	MetroWest Regional Transit Authority - 5339 COMPETITIVE 2025 ELECTRIC VEHICLE (EV) ADDTL ELECTRIFICATION COSTS - DISCRETIONARY	DRTACAP	\$300,000	\$45,000		\$45,000		11.52.20	\$45,000 Bond Cap Match Federal Transit Discretionary Grant
2025	RTD0011124	RTA Fleet Upgrades	MetroWest Regional Transit Authority - 5339 COMPETITIVE 2025 ELECTRIC VEHICLE (EV) ADDTL ELECTRIFICATION COSTS - DISCRETIONARY	OF	\$300,000	\$255,000	\$255,000			11.52.20	\$45,000 Bond Cap Match Federal Transit Discretionary Grant
2025	RTD0011115	RTA Vehicle Replacement	MetroWest Regional Transit Authority - 5339 COMPETITIVE REVENUE VEHICLE REPLACEMENT - DISCRETIONARY	DRTACAP	\$641,500	\$128,300		\$128,300		11.12.04	\$128,300 Bond Cap Match Federal Transit Discretionary Grant
2025	RTD0011115	RTA Vehicle Replacement	MetroWest Regional Transit Authority - 5339 COMPETITIVE REVENUE VEHICLE REPLACEMENT - DISCRETIONARY	OF	\$641,500	\$513,200	\$513,200			11.12.04	\$128,300 Bond Cap Match Federal Transit Discretionary Grant
2025	RTD0011137	RTA Vehicle Replacement	MetroWest Regional Transit Authority - VEHICLE REPLACEMENT - CUTAWAYS (8) #2 of 2	5339	\$471,968	\$377,574	\$377,574			11.12.04	
2025	RTD0011137	RTA Vehicle Replacement	MetroWest Regional Transit Authority - VEHICLE REPLACEMENT - CUTAWAYS (8) #2 of 2	RTACAP	\$471,968	\$94,394		\$94,394		11.12.04	
Montachusett Regional Transit Authority						\$4,524,720	\$2,908,860	\$1,615,860			
2025	RTD0011033	Operating	MART-50/50 Federal Operating Assistance	5307	\$2,369,720	\$1,184,860	\$1,184,860			30.09.01	
2025	RTD0011033	Operating	MART-50/50 Federal Operating Assistance	SCA	\$2,369,720	\$1,184,860		\$1,184,860		30.09.01	
2025	RTD0011034	Operating	MART-ADA Operating Assistance	5307	\$375,000	\$300,000	\$300,000			30.09.01	
2025	RTD0011034	Operating	MART-ADA Operating Assistance	SCA	\$375,000	\$75,000		\$75,000		30.09.01	

Year	MassDOT Project ID	Program	MassDOT Project Description	Funding Source	Total Project Cost	Total Programmed Funds	Federal Funds	State Funds	Other Funds	FTA Line Item	Other Information
2025	RTD0011037	RTA Facility & System Modernization	MART-Upgrade IT Related Support Equipment	5307	\$200,000	\$160,000	\$160,000			11.42.20	
2025	RTD0011037	RTA Facility & System Modernization	MART-Upgrade IT Related Support Equipment	RTACAP	\$200,000	\$40,000		\$40,000		11.42.20	
2025	RTD0011045	RTA Facility & Vehicle Maintenance	MART Fleet Maintenance-5 Ford Transmissions	5307	\$40,000	\$32,000	\$32,000			11.14.04	
2025	RTD0011045	RTA Facility & Vehicle Maintenance	MART Fleet Maintenance-5 Ford Transmissions	RTACAP	\$40,000	\$8,000		\$8,000		11.14.04	
2025	RTD0011049	RTA Facility & Vehicle Maintenance	MART Fleet Maintenance-Rehab 2013 Bus	5307	\$175,000	\$140,000	\$140,000			11.14.02	
2025	RTD0011049	RTA Facility & Vehicle Maintenance	MART Fleet Maintenance-Rehab 2013 Bus	RTACAP	\$175,000	\$35,000		\$35,000		11.14.02	
2025	RTD0011053	RTA Facility & Vehicle Maintenance	MART-Rehab Historic Transit Bldg-Athol Depot	5307	\$280,000	\$224,000	\$224,000			11.44.02	
2025	RTD0011053	RTA Facility & Vehicle Maintenance	MART-Rehab Historic Transit Bldg-Athol Depot	RTACAP	\$280,000	\$56,000		\$56,000		11.44.02	
2025	RTD0011213	RTA Facility & Vehicle Maintenance	MART - Preventative Maintenance Facilities	5307	\$250,000	\$200,000	\$200,000			11.7A.00	
2025	RTD0011213	RTA Facility & Vehicle Maintenance	MART - Preventative Maintenance Facilities	RTACAP	\$250,000	\$50,000		\$50,000		11.7A.00	
2025	RTD0011253	RTA Facility & Vehicle Maintenance	MART - Rehab Gardner Maintenance Facility	5307	\$210,000	\$168,000	\$168,000			11.44.02	
2025	RTD0011253	RTA Facility & Vehicle Maintenance	MART - Rehab Gardner Maintenance Facility	RTACAP	\$210,000	\$42,000		\$42,000		11.44.02	
2025	RTD0011254	RTA Facility & Vehicle Maintenance	MART - Rehab Fitchburg Parking Garage	5307	\$215,000	\$172,000	\$172,000			11.34.04	
2025	RTD0011254	RTA Facility & Vehicle Maintenance	MART - Rehab Fitchburg Parking Garage	RTACAP	\$215,000	\$43,000		\$43,000		11.34.04	
2025	RTD0011035	RTA Vehicle Replacement	MART-Vehicle Replacements: Cutaways (5)	5307	\$410,000	\$328,000	\$328,000			11.12.04	
2025	RTD0011035	RTA Vehicle Replacement	MART-Vehicle Replacements: Cutaways (5)	RTACAP	\$410,000	\$82,000		\$82,000		11.12.04	
Nantucket Regional Transit Authority						\$2,048,620		\$1,430,000	\$618,620		
2025	RTD0010792	Operating	UP TO 50% FEDERAL SHARE	LF	\$618,620	\$618,620			\$618,620	30.09.01	
2025	RTD0010778	RTA Facility & System Modernization	NRTA - TRAVELER INFORMATION	RTACAP	\$75,000	\$75,000		\$75,000		11.32.09	
2025	RTD0010780	RTA Facility & System Modernization	NRTA - REHAB/RENOVATE - MOBILE FARE COLL EQUIP	RTACAP	\$20,000	\$20,000		\$20,000		11.44.10	
2025	RTD0010781	RTA Facility & System Modernization	NRTA - BUY REPLACEMENT <30 FT BUS	RTACAP	\$1,000,000	\$1,000,000		\$1,000,000		11.12.03	
2025	RTD0010779	RTA Facility & Vehicle Maintenance	NRTA - PREVENTIVE MAINTENANCE	RTACAP	\$85,000	\$85,000		\$85,000		11.7A.00	
2025	RTD0010783	RTA Vehicle Replacement	NRTA - REHAB/RENOVATE - SUPPORT VEHICLES	RTACAP	\$250,000	\$250,000		\$250,000		11.44.11	
Pioneer Valley Transit Authority						\$30,293,652	\$21,965,272	\$5,306,819	\$3,021,561		
2025	RTD0010931	Operating	Pioneer Valley Transit Authority - PLANNING	5307	\$250,000	\$200,000	\$200,000			44.22.00	
2025	RTD0010931	Operating	Pioneer Valley Transit Authority - PLANNING	SCA	\$250,000	\$50,000		\$50,000		44.22.00	
2025	RTD0010932	Operating	Pioneer Valley Transit Authority - ADA OPERATING ASSISTANCE	5307	\$984,459	\$787,567	\$787,567			30.09.01	
2025	RTD0010932	Operating	Pioneer Valley Transit Authority - ADA OPERATING ASSISTANCE	SCA	\$984,459	\$196,892		\$196,892		30.09.01	
2025	RTD0010933	Operating	Pioneer Valley Transit Authority - PREVENTIVE MAINTENANCE	5307	\$3,372,927	\$2,698,342	\$2,698,342			11.7A.00	
2025	RTD0010933	Operating	Pioneer Valley Transit Authority - PREVENTIVE MAINTENANCE	SCA	\$3,372,927	\$674,585		\$674,585		11.7A.00	
2025	RTD0010960	Operating	Pioneer Valley Transit Authority - PREVENTIVE MAINTENANCE - State of Good Repair	5307	\$15,000	\$12,000	\$12,000			11.7A.00	
2025	RTD0010960	Operating	Pioneer Valley Transit Authority - PREVENTIVE MAINTENANCE - State of Good Repair	RTACAP	\$15,000	\$3,000		\$3,000		11.7A.00	
2025	RTD0010925	RTA Facility & System Modernization	Pioneer Valley Transit Authority - REHAB/RENOV SIGNAGE	5307	\$20,000	\$16,000	\$16,000			11.94.08	

Year	MassDOT Project ID	Program	MassDOT Project Description	Funding Source	Total Project Cost	Total Programmed Funds	Federal Funds	State Funds	Other Funds	FTA Line Item	Other Information
2025	RTD0010925	RTA Facility & System Modernization	Pioneer Valley Transit Authority - REHAB/RENOV SIGNAGE	RTACAP	\$20,000	\$4,000		\$4,000		11.94.08	
2025	RTD0010927	RTA Facility & System Modernization	Pioneer Valley Transit Authority - BUS SHELTERS	5307	\$75,000	\$60,000	\$60,000			11.94.02	
2025	RTD0010927	RTA Facility & System Modernization	Pioneer Valley Transit Authority - BUS SHELTERS	RTACAP	\$75,000	\$15,000		\$15,000		11.94.02	
2025	RTD0010928	RTA Facility & System Modernization	Pioneer Valley Transit Authority - REHAB/RENOVATE - MAINTENANCE FACILITY - Main St O&M Renovate Office	5307	\$1,400,000	\$1,120,000	\$1,120,000			11.44.02	
2025	RTD0010928	RTA Facility & System Modernization	Pioneer Valley Transit Authority - REHAB/RENOVATE - MAINTENANCE FACILITY - Main St O&M Renovate Office	RTACAP	\$1,400,000	\$280,000		\$280,000		11.44.02	
2025	RTD0010934	RTA Facility & System Modernization	Pioneer Valley Transit Authority - PURCHASE COMMUNICATIONS SYSTEM - ITS	5307	\$2,661,983	\$2,129,586	\$2,129,586			11.62.02	
2025	RTD0010934	RTA Facility & System Modernization	Pioneer Valley Transit Authority - PURCHASE COMMUNICATIONS SYSTEM - ITS	RTACAP	\$2,661,983	\$532,397		\$532,397		11.62.02	
2025	RTD0010961	RTA Facility & System Modernization	Pioneer Valley Transit Authority - REHAB/RENOVATE - Holyoke ITC Bus Bay and Pavement Upgrades	5307	\$750,000	\$600,000	\$600,000			11.34.03	
2025	RTD0010961	RTA Facility & System Modernization	Pioneer Valley Transit Authority - REHAB/RENOVATE - Holyoke ITC Bus Bay and Pavement Upgrades	RTACAP	\$750,000	\$150,000		\$150,000		11.34.03	
2025	RTD0010962	RTA Facility & System Modernization	Pioneer Valley Transit Authority - REHAB/RENOVATE - MAINTENANCE FACILITY - Lateral Expansion Umass Facility	5307	\$3,900,000	\$3,120,000	\$3,120,000			11.44.02	
2025	RTD0010962	RTA Facility & System Modernization	Pioneer Valley Transit Authority - REHAB/RENOVATE - MAINTENANCE FACILITY - Lateral Expansion Umass Facility	RTACAP	\$3,900,000	\$780,000		\$780,000		11.44.02	
2025	RTD0010963	RTA Facility & System Modernization	Pioneer Valley Transit Authority - REHAB/RENOVATE - Renovation and Lateral Expansion Northampton Maintenance Facility	5307	\$3,630,000	\$2,904,000	\$2,904,000			11.44.02	
2025	RTD0010963	RTA Facility & System Modernization	Pioneer Valley Transit Authority - REHAB/RENOVATE - Renovation and Lateral Expansion Northampton Maintenance Facility	RTACAP	\$3,630,000	\$726,000		\$726,000		11.44.02	
2025	RTD0010923	RTA Facility & Vehicle Maintenance	Pioneer Valley Transit Authority - REHAB/RENOVATE - SHOP EQUIPMENT	5307	\$150,000	\$120,000	\$120,000			11.44.06	
2025	RTD0010923	RTA Facility & Vehicle Maintenance	Pioneer Valley Transit Authority - REHAB/RENOVATE - SHOP EQUIPMENT	RTACAP	\$150,000	\$30,000		\$30,000		11.44.06	
2025	RTD0010924	RTA Facility & Vehicle Maintenance	Pioneer Valley Transit Authority - REHAB/RENOVATE - MAINTENANCE FACILITY - Environmental Compliance	5307	\$5,000	\$4,000	\$4,000			11.44.02	
2025	RTD0010924	RTA Facility & Vehicle Maintenance	Pioneer Valley Transit Authority - REHAB/RENOVATE - MAINTENANCE FACILITY - Environmental Compliance	RTACAP	\$5,000	\$1,000		\$1,000		11.44.02	
2025	RTD0010926	RTA Facility & Vehicle Maintenance	Pioneer Valley Transit Authority - REHAB/RENOV BICYCLE ACCESS, FACIL & EQUIP ON BUSES	5307	\$13,000	\$10,400	\$10,400			11.94.06	
2025	RTD0010926	RTA Facility & Vehicle Maintenance	Pioneer Valley Transit Authority - REHAB/RENOV BICYCLE ACCESS, FACIL & EQUIP ON BUSES	RTACAP	\$13,000	\$2,600		\$2,600		11.94.06	
2025	RTD0010957	RTA Fleet Upgrades	Pioneer Valley Transit Authority - BUY REPLACEMENT 40-FT BUS (6) - Electric (Local =VW Mitigation Funds) includes \$108,000 CARES	5307	\$4,133,428	\$911,093	\$911,093			11.12.01	
2025	RTD0010957	RTA Fleet Upgrades	Pioneer Valley Transit Authority - BUY REPLACEMENT 40-FT BUS (6) - Electric (Local =VW Mitigation Funds) includes \$108,000 CARES	LF	\$4,133,428	\$3,021,561			\$3,021,561	11.12.01	
2025	RTD0010957	RTA Fleet Upgrades	Pioneer Valley Transit Authority - BUY REPLACEMENT 40-FT BUS (6) - Electric (Local =VW Mitigation Funds) includes \$108,000 CARES	RTACAP	\$4,133,428	\$200,774		\$200,774		11.12.01	
2025	RTD0010982	RTA Fleet Upgrades	BUY REPLACEMENT 40-FT BUS - Electric Buses (6)	5339	\$1,909,696	\$1,527,757	\$1,527,757			11.12.01	
2025	RTD0010982	RTA Fleet Upgrades	BUY REPLACEMENT 40-FT BUS - Electric Buses (6)	RTACAP	\$1,909,696	\$381,939		\$381,939		11.12.01	
2025	RTD0011371	RTA Fleet Upgrades	Pioneer Valley Transit Authority - BUY REPL 60 ft ARTICULATED BUS (2)- includes \$36,000 CARES	5307	\$2,000,000	\$1,636,000	\$1,636,000			11.12.06	



Year	MassDOT Project ID	Program	MassDOT Project Description	Funding Source	Total Project Cost	Total Programmed Funds	Federal Funds	State Funds	Other Funds	FTA Line Item	Other Information
2025	RTD0011371	RTA Fleet Upgrades	Pioneer Valley Transit Authority - BUY REPL 60 ft ARTICULATED BUS (2)- includes \$36,000 CARES	RTACAP	\$2,000,000	\$364,000		\$364,000		11.12.06	
2025	RTD0010935	RTA Vehicle Replacement	Pioneer Valley Transit Authority - BUY REPLACEMENT 40-FT BUS (5) - includes \$90,000 CARES	5307	\$2,819,120	\$2,345,296	\$2,345,296			11.12.01	
2025	RTD0010935	RTA Vehicle Replacement	Pioneer Valley Transit Authority - BUY REPLACEMENT 40-FT BUS (5) - includes \$90,000 CARES	RTACAP	\$2,819,120	\$473,824		\$473,824		11.12.01	
2025	RTD0010958	RTA Vehicle Replacement	Pioneer Transit Authority / ACQUIRE - SUPPORT VEHICLES (2)	5307	\$78,785	\$63,028	\$63,028			11.42.11	
2025	RTD0010958	RTA Vehicle Replacement	Pioneer Transit Authority / ACQUIRE - SUPPORT VEHICLES (2)	RTACAP	\$78,785	\$15,757		\$15,757		11.42.11	
2025	RTD0010959	RTA Vehicle Replacement	Pioneer Valley Transit Authority - ACQUIRE - Supervisory VEHICLES (3)	5307	\$94,543	\$75,634	\$75,634			11.42.11	
2025	RTD0010959	RTA Vehicle Replacement	Pioneer Valley Transit Authority - ACQUIRE - Supervisory VEHICLES (3)	RTACAP	\$94,543	\$18,909		\$18,909		11.42.11	
2025	RTD0011372	RTA Vehicle Replacement	Pioneer Valley Transit Authority - BUY REPLACEMENT VAN (20)	5307	\$1,500,596	\$1,200,477	\$1,200,477			11.12.15	
2025	RTD0011372	RTA Vehicle Replacement	Pioneer Valley Transit Authority - BUY REPLACEMENT VAN (20)	RTACAP	\$1,500,596	\$300,119		\$300,119		11.12.15	
2025	RTD0011373	RTA Vehicle Replacement	Pioneer Valley Transit Authority - BUY REPLACEMENT <30 FT BUS Type D (3)	5307	\$530,115	\$424,092	\$424,092			11.12.04	
2025	RTD0011373	RTA Vehicle Replacement	Pioneer Valley Transit Authority - BUY REPLACEMENT <30 FT BUS Type D (3)	RTACAP	\$530,115	\$106,023		\$106,023		11.12.04	
Southeastern Regional Transit Authority						\$5,503,443	\$4,642,755	\$845,688	\$15,000		
2025	RTD0010824	Operating	SRTA - SHORT RANGE TRANSIT PLANNING	5307	\$75,000	\$60,000	\$60,000			44.24.00	
2025	RTD0010824	Operating	SRTA - SHORT RANGE TRANSIT PLANNING	LF	\$75,000	\$15,000			\$15,000	44.24.00	
2025	RTD0010821	RTA Facility & System Modernization	SRTA - ACQUIRE - TRANSIT ENHANCEMENTS	5307	\$10,000	\$8,000	\$8,000			11.92.02	
2025	RTD0010821	RTA Facility & System Modernization	SRTA - ACQUIRE - TRANSIT ENHANCEMENTS	RTACAP	\$10,000	\$2,000		\$2,000		11.92.02	
2025	RTD0010823	RTA Facility & System Modernization	SRTA - ACQUIRE - ADP HARDWARE / SOFTWARE (ITS)	5307	\$150,000	\$120,000	\$120,000			11.42.08	
2025	RTD0010823	RTA Facility & System Modernization	SRTA - ACQUIRE - ADP HARDWARE / SOFTWARE (ITS)	RTACAP	\$150,000	\$30,000		\$30,000		11.42.08	
2025	RTD0010816	RTA Facility & Vehicle Maintenance	SRTA - ACQUIRE - MISC OPS/MAINT SUPPORT EQUIPMENT	5307	\$80,000	\$64,000	\$64,000			11.42.20	
2025	RTD0010816	RTA Facility & Vehicle Maintenance	SRTA - ACQUIRE - MISC OPS/MAINT SUPPORT EQUIPMENT	RTACAP	\$80,000	\$16,000		\$16,000		11.42.20	
2025	RTD0010817	RTA Facility & Vehicle Maintenance	SRTA - ENGINEERING & DESIGN - BUS SUPPORT EQUIP/FACILITIES	5307	\$37,500	\$30,000	\$30,000			11.41.03	
2025	RTD0010817	RTA Facility & Vehicle Maintenance	SRTA - ENGINEERING & DESIGN - BUS SUPPORT EQUIP/FACILITIES	RTACAP	\$37,500	\$7,500		\$7,500		11.41.03	
2025	RTD0010825	RTA Facility & Vehicle Maintenance	SRTA - LEASE ASSOC CAP MAINT ITEMS (Tire Lease)	5307	\$90,000	\$72,000	\$72,000			11.16.40	
2025	RTD0010825	RTA Facility & Vehicle Maintenance	SRTA - LEASE ASSOC CAP MAINT ITEMS (Tire Lease)	RTACAP	\$90,000	\$18,000		\$18,000		11.16.40	
2025	RTD0010830	RTA Facility & Vehicle Maintenance	SRTA - REHAB/RENOVATE BUS SUPPORT FACIL/EQUIP	5339	\$180,943	\$144,755	\$144,755			11.44.03	
2025	RTD0010830	RTA Facility & Vehicle Maintenance	SRTA - REHAB/RENOVATE BUS SUPPORT FACIL/EQUIP	RTACAP	\$180,943	\$36,188		\$36,188		11.44.03	
2025	RTD0010818	RTA Vehicle Replacement	SRTA - ACQUIRE - OPS/MAINT SUPPORT VEHICLES (1)	5307	\$45,000	\$36,000	\$36,000			11.42.11	
2025	RTD0010818	RTA Vehicle Replacement	SRTA - ACQUIRE - OPS/MAINT SUPPORT VEHICLES (1)	RTACAP	\$45,000	\$9,000		\$9,000		11.42.11	
2025	RTD0010822	RTA Vehicle Replacement	SRTA - BUY REPLACEMENT VAN	5307	\$35,000	\$28,000	\$28,000			11.12.15	
2025	RTD0010822	RTA Vehicle Replacement	SRTA - BUY REPLACEMENT VAN	RTACAP	\$35,000	\$7,000		\$7,000		11.12.15	
2025	RTD0011182	RTA Vehicle Replacement	SRTA - BUY REPLACEMENT 35-FT BUS (6) 5339(b) Competitive: FTA-2021-008	OF	\$14,400,000	\$4,080,000	\$4,080,000			11.12.02	
2025	RTD0011182	RTA Vehicle Replacement	SRTA - BUY REPLACEMENT 35-FT BUS (6) 5339(b) Competitive: FTA-2021-008	RTACAP	\$14,400,000	\$720,000		\$720,000		11.12.02	

Year	MassDOT Project ID	Program	MassDOT Project Description	Funding Source	Total Project Cost	Total Programmed Funds	Federal Funds	State Funds	Other Funds	FTA Line Item	Other Information
2025	RTD0011183	RTA Vehicle Replacement	SRTA - BUY REPLACEMENT 35-FT BUS (5) 5339(b) Competitive: FTA-2021-008	OF	\$3,750,000	\$0	\$0			11.12.02	
2025	RTD0011183	RTA Vehicle Replacement	SRTA - BUY REPLACEMENT 35-FT BUS (5) 5339(b) Competitive: FTA-2021-008	RTACAP	\$3,750,000	\$0		\$0		11.12.02	
Worcester Regional Transit Authority						\$26,452,835	\$16,395,949	\$9,289,773	\$767,113		
2025	RTD0010865	Operating	Worcester Regional Transit Authority Regional Transit Authority: Operating Assistance - Fixed Route	5307	\$15,887,730	\$7,943,865	\$7,943,865			30.09.01	
2025	RTD0010865	Operating	Worcester Regional Transit Authority Regional Transit Authority: Operating Assistance - Fixed Route	SCA	\$15,887,730	\$7,943,865		\$7,943,865		30.09.01	
2025	RTD0010868	RTA Facility & System Modernization	Worcester Regional Transit Authority Regional Transit Authority: Purchase Support Equipment for Fixed Route and Demand Response	5307	\$563,010	\$450,408	\$450,408			11.42.20	
2025	RTD0010868	RTA Facility & System Modernization	Worcester Regional Transit Authority Regional Transit Authority: Purchase Support Equipment for Fixed Route and Demand Response	RTACAP	\$563,010	\$112,602		\$112,602		11.42.20	
2025	RTD0010873	RTA Facility & System Modernization	Worcester Regional Transit Authority Regional Transit Authority: Purchase Bus Stop and Electronic Signage for Fixed Route	5307	\$5,000	\$4,000	\$4,000			11.32.09	
2025	RTD0010873	RTA Facility & System Modernization	Worcester Regional Transit Authority Regional Transit Authority: Purchase Bus Stop and Electronic Signage for Fixed Route	RTACAP	\$5,000	\$1,000		\$1,000		11.32.09	
2025	RTD0010869	RTA Facility & Vehicle Maintenance	Worcester Regional Transit Authority Regional Transit Authority: Purchase Spare Parts for Revenue Rolling Stock	5307	\$905,493	\$724,394	\$724,394			11.12.40	
2025	RTD0010869	RTA Facility & Vehicle Maintenance	Worcester Regional Transit Authority Regional Transit Authority: Purchase Spare Parts for Revenue Rolling Stock	RTACAP	\$905,493	\$181,099		\$181,099		11.12.40	
2025	RTD0010872	RTA Facility & Vehicle Maintenance	Worcester Regional Transit Authority Regional Transit Authority: Purchase Fixed Route Bus Shelters	5307	\$60,000	\$48,000	\$48,000			11.32.10	
2025	RTD0010872	RTA Facility & Vehicle Maintenance	Worcester Regional Transit Authority Regional Transit Authority: Purchase Fixed Route Bus Shelters	RTACAP	\$60,000	\$12,000		\$12,000		11.32.10	
2025	RTD0010874	RTA Facility & Vehicle Maintenance	Worcester Regional Transit Authority: Renovations and Maintenance to WRTA Hub	5307	\$5,000	\$4,000	\$4,000			11.34.01	
2025	RTD0010874	RTA Facility & Vehicle Maintenance	Worcester Regional Transit Authority: Renovations and Maintenance to WRTA Hub	RTACAP	\$5,000	\$1,000		\$1,000		11.34.01	
2025	RTD0010875	RTA Facility & Vehicle Maintenance	Worcester Regional Transit Authority: Renovations and Maintenance to WRTA Maintenance and Operations Facility	5307	\$100,250	\$80,200	\$80,200			11.44.02	
2025	RTD0010875	RTA Facility & Vehicle Maintenance	Worcester Regional Transit Authority: Renovations and Maintenance to WRTA Maintenance and Operations Facility	RTACAP	\$100,250	\$20,050		\$20,050		11.44.02	
2025	RTD0010876	RTA Facility & Vehicle Maintenance	Worcester Regional Transit Authority: Rehabilitation of Union Station	5337	\$3,835,565	\$3,068,452	\$3,068,452			11.34.03	
2025	RTD0010876	RTA Facility & Vehicle Maintenance	Worcester Regional Transit Authority: Rehabilitation of Union Station	LF	\$3,835,565	\$767,113			\$767,113	11.34.03	
2025	RTD0010866	RTA Vehicle Replacement	Worcester Regional Transit Authority Regional Transit Authority: Buy Replacement 35 FT Bus (1)	5339	\$706,311	\$565,049	\$565,049			11.12.02	
2025	RTD0010866	RTA Vehicle Replacement	Worcester Regional Transit Authority Regional Transit Authority: Buy Replacement 35 FT Bus (1)	RTACAP	\$706,311	\$141,262		\$141,262		11.12.02	
2025	RTD0010867	RTA Vehicle Replacement	Worcester Regional Transit Authority Regional Transit Authority: Buy Replacement Support Vehicles (2)	5307	\$105,000	\$84,000	\$84,000			11.42.11	
2025	RTD0010867	RTA Vehicle Replacement	Worcester Regional Transit Authority Regional Transit Authority: Buy Replacement Support Vehicles (2)	RTACAP	\$105,000	\$21,000		\$21,000		11.42.11	
2025	RTD0010879	RTA Vehicle Replacement	Worcester Regional Transit Authority Regional Transit Authority: Buy Replacement Van (7)	5307	\$945,000	\$756,000	\$756,000			11.12.15	
2025	RTD0010879	RTA Vehicle Replacement	Worcester Regional Transit Authority Regional Transit Authority: Buy Replacement Van (7)	RTACAP	\$945,000	\$189,000		\$189,000		11.12.15	

Year	MassDOT Project ID	Program	MassDOT Project Description	Funding Source	Total Project Cost	Total Programmed Funds	Federal Funds	State Funds	Other Funds	FTA Line Item	Other Information
2025	RTD0010895	RTA Vehicle Replacement	Worcester Regional Transit Authority Regional Transit Authority - Buy Replacement 35 FT Bus (6)	5307	\$3,334,476	\$2,667,581	\$2,667,581			11.12.02	
2025	RTD0010895	RTA Vehicle Replacement	Worcester Regional Transit Authority Regional Transit Authority - Buy Replacement 35 FT Bus (6)	RTACAP	\$3,334,476	\$666,895		\$666,895		11.12.02	
Federal Fiscal Year 2026						\$979,164,969	\$565,619,869	\$65,925,426	\$347,619,674		
Berkshire Regional Transportation Authority						\$967,571	\$774,057	\$193,514			
2026	RTD0010573	RTA Facility & Vehicle Maintenance	BRTA - PREVENTIVE MAINTENANCE	5307	\$200,000	\$160,000	\$160,000				11.7A.00
2026	RTD0010573	RTA Facility & Vehicle Maintenance	BRTA - PREVENTIVE MAINTENANCE	RTACAP	\$200,000	\$40,000		\$40,000			11.7A.00
2026	RTD0011283	RTA Facility & Vehicle Maintenance	BRTA - HVAC	5307	\$388,910	\$311,128	\$311,128				11.42.03
2026	RTD0011283	RTA Facility & Vehicle Maintenance	BRTA - HVAC	RTACAP	\$388,910	\$77,782		\$77,782			11.42.03
2026	RTD0011284	RTA Facility & Vehicle Maintenance	BRTA - PREVENTIVE MAINTENANCE-Mechanic Lifts	5307	\$378,661	\$302,929	\$302,929				11.7A.00
2026	RTD0011284	RTA Facility & Vehicle Maintenance	BRTA - PREVENTIVE MAINTENANCE-Mechanic Lifts	RTACAP	\$378,661	\$75,732		\$75,732			11.7A.00
Brockton Area Transit						\$7,195,000	\$5,756,000	\$1,439,000			
2026	RTD0011349	RTA Facility & Vehicle Maintenance	BAT - REHAB RENOVATE YARDS AND SHOPS	5307	\$500,000	\$400,000	\$400,000				11.44.05
2026	RTD0011349	RTA Facility & Vehicle Maintenance	BAT - REHAB RENOVATE YARDS AND SHOPS	RTACAP	\$500,000	\$100,000		\$100,000			11.44.05
2026	RTD0011350	RTA Facility & Vehicle Maintenance	BAT - ACQUIRE MISC SUPPORT EQUIPMENT	5307	\$100,000	\$80,000	\$80,000				11.42.20
2026	RTD0011350	RTA Facility & Vehicle Maintenance	BAT - ACQUIRE MISC SUPPORT EQUIPMENT	RTACAP	\$100,000	\$20,000		\$20,000			11.42.20
2026	RTD0011352	RTA Facility & Vehicle Maintenance	BAT - BUY ASSOC CAP MAINT ITEMS	5307	\$50,000	\$40,000	\$40,000				11.12.40
2026	RTD0011352	RTA Facility & Vehicle Maintenance	BAT - BUY ASSOC CAP MAINT ITEMS	RTACAP	\$50,000	\$10,000		\$10,000			11.12.40
2026	RTD0011353	RTA Facility & Vehicle Maintenance	BAT - REHAB RENOVATE MAINTENANCE FACILITY	5307	\$50,000	\$40,000	\$40,000				11.44.02
2026	RTD0011353	RTA Facility & Vehicle Maintenance	BAT - REHAB RENOVATE MAINTENANCE FACILITY	RTACAP	\$50,000	\$10,000		\$10,000			11.44.02
2026	RTD0011354	RTA Facility & Vehicle Maintenance	BAT - TERMINAL, INTERMODAL	5307	\$50,000	\$40,000	\$40,000				11.34.03
2026	RTD0011354	RTA Facility & Vehicle Maintenance	BAT - TERMINAL, INTERMODAL	RTACAP	\$50,000	\$10,000		\$10,000			11.34.03
2026	RTD0011366	RTA Fleet Upgrades	BAT - BUY REPLACEMENT 35-FT BUS ELECTRIC (5)	OF	\$6,100,000	\$4,880,000	\$4,880,000				11.12.02
2026	RTD0011366	RTA Fleet Upgrades	BAT - BUY REPLACEMENT 35-FT BUS ELECTRIC (5)	RTACAP	\$6,100,000	\$1,220,000		\$1,220,000			11.12.02
2026	RTD0011367	RTA Fleet Upgrades	BAT - PURCHASE MISC ELEC/POWER EQUIP	OF	\$285,000	\$228,000	\$228,000				11.52.20
2026	RTD0011367	RTA Fleet Upgrades	BAT - PURCHASE MISC ELEC/POWER EQUIP	RTACAP	\$285,000	\$57,000		\$57,000			11.52.20
2026	RTD0011351	RTA Vehicle Replacement	BAT - ACQUIRE SUPPORT VEHICLE (1)	5307	\$60,000	\$48,000	\$48,000				11.42.11
2026	RTD0011351	RTA Vehicle Replacement	BAT - ACQUIRE SUPPORT VEHICLE (1)	RTACAP	\$60,000	\$12,000		\$12,000			11.42.11
Cape Ann Transportation Authority						\$1,556,250	\$285,000	\$1,200,000	\$71,250		
2026	RTD0010581	RTA Facility & Vehicle Maintenance	CATA - -Preventive Maintenance	5307	\$356,250	\$285,000	\$285,000				11.7A.00
2026	RTD0010581	RTA Facility & Vehicle Maintenance	CATA - -Preventive Maintenance	LF	\$356,250	\$71,250			\$71,250		11.7A.00
2026	RTD0010592	RTA Vehicle Replacement	CATA - -Revenue Vehicle Replacement	RTACAP	\$1,200,000	\$1,200,000		\$1,200,000			11.12.03
Cape Cod Regional Transit Authority						\$16,200,000	\$12,440,000	\$3,760,000			
2026	RTD0010622	Operating	CCRTA - MOBILITY MANAGEMENT	5307	\$1,700,000	\$1,360,000	\$1,360,000				11.7L.00
2026	RTD0010622	Operating	CCRTA - MOBILITY MANAGEMENT	SCA	\$1,700,000	\$340,000		\$340,000			11.7L.00
2026	RTD0010623	Operating	CCRTA - NON FIXED ROUTE ADA PARA SERV	5307	\$800,000	\$600,000	\$600,000				11.7C.00
2026	RTD0010623	Operating	CCRTA - NON FIXED ROUTE ADA PARA SERV	SCA	\$800,000	\$200,000		\$200,000			11.7C.00
2026	RTD0010624	Operating	CCRTA - PREVENTIVE MAINTENANCE	5307	\$7,000,000	\$5,600,000	\$5,600,000				11.7A.00

Year	MassDOT Project ID	Program	MassDOT Project Description	Funding Source	Total Project Cost	Total Programmed Funds	Federal Funds	State Funds	Other Funds	FTA Line Item	Other Information	
2026	RTD0010624	Operating	CCRTA - PREVENTIVE MAINTENANCE	SCA	\$7,000,000	\$1,400,000		\$1,400,000			11.7A.00	
2026	RTD0010625	Operating	CCRTA - OPERATING ASSISTANCE-Fixed Route/Demand Response	5307	\$1,600,000	\$800,000	\$800,000				30.09.01	
2026	RTD0010625	Operating	CCRTA - OPERATING ASSISTANCE-Fixed Route/Demand Response	SCA	\$1,600,000	\$800,000		\$800,000			30.09.01	
2026	RTD0010627	RTA Facility & System Modernization	CCRTA - Mashpee and Dennis/CONSTRUCTION - BUS SHELTERS	5339	\$100,000	\$160,000	\$160,000				11.33.10	
2026	RTD0010627	RTA Facility & System Modernization	CCRTA - Mashpee and Dennis/CONSTRUCTION - BUS SHELTERS	RTACAP	\$100,000	\$40,000		\$40,000			11.33.10	
2026	RTD0010629	RTA Facility & System Modernization	CCRTA - Hyannis Transportation Center/REHAB/RENOVATE - BUS TERMINAL	5307	\$1,000,000	\$800,000	\$800,000				11.34.01	
2026	RTD0010629	RTA Facility & System Modernization	CCRTA - Hyannis Transportation Center/REHAB/RENOVATE - BUS TERMINAL	RTACAP	\$1,000,000	\$200,000		\$200,000			11.34.01	
2026	RTD0010630	RTA Facility & System Modernization	CCRTA - South Dennis Bus Operations Center/REHAB/RENOVATE - MAINTENANCE FACILITY	5307	\$1,000,000	\$800,000	\$800,000				11.44.02	
2026	RTD0010630	RTA Facility & System Modernization	CCRTA - South Dennis Bus Operations Center/REHAB/RENOVATE - MAINTENANCE FACILITY	RTACAP	\$1,000,000	\$200,000		\$200,000			11.44.02	
2026	RTD0010631	RTA Facility & Vehicle Maintenance	CCRTA - South Dennis Bus Operations Center/ACQUIRE - MISC SUPPORT EQUIPMENT	5339	\$900,000	\$720,000	\$720,000				11.42.20	
2026	RTD0010631	RTA Facility & Vehicle Maintenance	CCRTA - South Dennis Bus Operations Center/ACQUIRE - MISC SUPPORT EQUIPMENT	RTACAP	\$900,000	\$180,000		\$180,000			11.42.20	
2026	RTD0010628	RTA Fleet Upgrades	CCRTA - BUY REPLACEMENT <30 FT BATTERY ELECTRIC BUS	5339	\$2,000,000	\$1,600,000	\$1,600,000				11.12.04	Replacement of
2026	RTD0010628	RTA Fleet Upgrades	CCRTA - BUY REPLACEMENT <30 FT BATTERY ELECTRIC BUS	RTACAP	\$2,000,000	\$400,000		\$400,000			11.12.04	Replacement of
Franklin Regional Transit Authority						\$2,488,750	\$1,479,000	\$1,009,750				
2026	RTD0011242	RTA Facility & Vehicle Maintenance	FRTA - BUY ASSOC CAP MAINT ITEMS	RTACAP	\$15,000	\$15,000		\$15,000			11.12.40	
2026	RTD0011243	RTA Facility & Vehicle Maintenance	FRTA - REHAB/RENOVATE - SHOP EQUIPMENT	RTACAP	\$10,000	\$10,000		\$10,000			11.44.06	
2026	RTDTBD16	RTA Fleet Upgrades	FRTA - 5339 LoNo - Fleet Electrification - vehicles and charging infrastructure - Discretionary	OF	\$1,740,000	\$1,479,000	\$1,479,000				11.12.03	FRTA intends on applying for FTA
2026	RTD0010645	RTA Vehicle Replacement	FRTA - BUY REPLACEMENT <30 FT BUS (3)	RTACAP	\$489,750	\$489,750		\$489,750			11.12.04	
2026	RTD0011239	RTA Vehicle Replacement	FRTA - BUY REPLACEMENT 30-FT BUS	RTACAP	\$495,000	\$495,000		\$495,000			11.12.03	
Greater Attleboro-Taunton Regional Transit Authority						\$10,050,350	\$6,850,000	\$2,575,350	\$625,000			
2026	RTD0010671	Operating	Greater Attleboro-Taunton Regional Transit Authority - Mobility Management	5307	\$175,000	\$140,000	\$140,000				00	
2026	RTD0010671	Operating	Greater Attleboro-Taunton Regional Transit Authority - Mobility Management	SCA	\$175,000	\$35,000		\$35,000			00	
2026	RTD0010672	Operating	Greater Attleboro-Taunton Regional Transit Authority - Short Range Transit Planning	5307	\$100,000	\$80,000	\$80,000				00	
2026	RTD0010672	Operating	Greater Attleboro-Taunton Regional Transit Authority - Short Range Transit Planning	SCA	\$100,000	\$20,000		\$20,000			00	
2026	RTD0010673	Operating	Greater Attleboro-Taunton Regional Transit Authority - Preventative Maintenance	5307	\$5,600,000	\$4,480,000	\$4,480,000				00	
2026	RTD0010673	Operating	Greater Attleboro-Taunton Regional Transit Authority - Preventative Maintenance	SCA	\$5,600,000	\$1,120,000		\$1,120,000			00	
2026	RTD0010674	Operating	Greater Attleboro-Taunton Regional Transit Authority - Non Fixed Route ADA Paratransit Operating	5307	\$1,650,000	\$1,320,000	\$1,320,000				30.09.01	
2026	RTD0010674	Operating	Greater Attleboro-Taunton Regional Transit Authority - Non Fixed Route ADA Paratransit Operating	SCA	\$1,650,000	\$330,000		\$330,000			30.09.01	
2026	RTD0010675	Operating	Greater Attleboro-Taunton Regional Transit Authority - Fixed Route Operating Assistance	5307	\$1,500,000	\$750,000	\$750,000				30.09.01	
2026	RTD0010675	Operating	Greater Attleboro-Taunton Regional Transit Authority - Fixed Route Operating Assistance	SCA	\$1,500,000	\$750,000		\$750,000			30.09.01	

Year	MassDOT Project ID	Program	MassDOT Project Description	Funding Source	Total Project Cost	Total Programmed Funds	Federal Funds	State Funds	Other Funds	FTA Line Item	Other Information
2026	RTD0011420	RTA Facility & System Modernization	Greater Attleboro-Taunton Regional Transit Authority - East Maintenance Facility	RTACAP	\$300,350	\$300,350		\$300,350			11.43.02
2026	RTD0010676	RTA Facility & Vehicle Maintenance	Greater Attleboro-Taunton Regional Transit Authority - Miscellaneous Support Equipment	5307	\$100,000	\$80,000	\$80,000				11.42.20
2026	RTD0010676	RTA Facility & Vehicle Maintenance	Greater Attleboro-Taunton Regional Transit Authority - Miscellaneous Support Equipment	RTACAP	\$100,000	\$20,000		\$20,000			11.42.20
2026	RTD0010677	RTA Vehicle Replacement	Greater Attleboro-Taunton Regional Transit Authority - Buy Replacement Vans - 8	LF	\$625,000	\$625,000			\$625,000		11.12.15
Lowell Regional Transit Authority						\$20,276,437	\$10,708,808	\$6,145,471	\$3,422,158		
2026	RTD0010697	Operating	LRTA - OPERATING ASSISTANCE 2026 (5307)	5307	\$12,047,256	\$3,863,627	\$3,863,627				30.09.01
2026	RTD0010697	Operating	LRTA - OPERATING ASSISTANCE 2026 (5307)	LF	\$12,047,256	\$3,400,158			\$3,400,158		30.09.01
2026	RTD0010697	Operating	LRTA - OPERATING ASSISTANCE 2026 (5307)	SCA	\$12,047,256	\$4,783,471		\$4,783,471			30.09.01
2026	RTD0010698	Operating	LRTA - SHORT RANGE TRANSIT PLANNING 2026	5307	\$110,000	\$88,000	\$88,000				44.24.00
2026	RTD0010698	Operating	LRTA - SHORT RANGE TRANSIT PLANNING 2026	LF	\$110,000	\$22,000			\$22,000		44.24.00
2026	RTD0011209	Operating	LRTA - OPERATING ASSISTANCE 2026 (ARPA)	OF	\$1,309,181	\$1,309,181	\$1,309,181				30.09.01
2026	RTD0010699	RTA Facility & Vehicle Maintenance	LRTA - PURCHASE CAPITAL SPARE PARTS	5307	\$100,000	\$80,000	\$80,000				11.12.40
2026	RTD0010699	RTA Facility & Vehicle Maintenance	LRTA - PURCHASE CAPITAL SPARE PARTS	RTACAP	\$100,000	\$20,000		\$20,000			11.12.40
2026	RTD0010700	RTA Facility & Vehicle Maintenance	LRTA - TERMINAL & BUILDING EQUIPMENT AND MAINTENANCE	5307	\$100,000	\$80,000	\$80,000				11.32.20
2026	RTD0010700	RTA Facility & Vehicle Maintenance	LRTA - TERMINAL & BUILDING EQUIPMENT AND MAINTENANCE	RTACAP	\$100,000	\$20,000		\$20,000			11.32.20
2026	RTD0010701	RTA Facility & Vehicle Maintenance	LRTA - IT EQUIPMENT & MAINTENANCE	5307	\$10,000	\$8,000	\$8,000				11.12.40
2026	RTD0010701	RTA Facility & Vehicle Maintenance	LRTA - IT EQUIPMENT & MAINTENANCE	RTACAP	\$10,000	\$2,000		\$2,000			11.12.40
2026	RTD0010703	RTA Fleet Upgrades	LRTA - REVENUE VEHICLE REPLACEMENT - BATTERY ELECTRIC BUSES (6)	5307	\$6,600,000	\$5,280,000	\$5,280,000				11.12.02
2026	RTD0010703	RTA Fleet Upgrades	LRTA - REVENUE VEHICLE REPLACEMENT - BATTERY ELECTRIC BUSES (6)	RTACAP	\$6,600,000	\$1,320,000		\$1,320,000			11.12.02
Martha's Vineyard Transit Authority						\$7,700,000	\$2,500,000	\$5,200,000			
2026	RTD0010742	Operating	VTA CONSTRUCTION OF BUS STATIONS/TERMINALS	SCA	\$50,000	\$50,000		\$50,000			11.33.02
2026	RTD0010746	Operating	VTA Operating Assistance UP TO 50% FEDERAL SHARE	OF	\$5,000,000	\$2,500,000	\$2,500,000				30.09.01
2026	RTD0010746	Operating	VTA Operating Assistance UP TO 50% FEDERAL SHARE	SCA	\$5,000,000	\$2,500,000		\$2,500,000			30.09.01
2026	RTD0010743	RTA Facility & Vehicle Maintenance	VTA REHAB/REBUILD - CAPITOL BUS	RTACAP	\$150,000	\$150,000		\$150,000			11.14.01
2026	RTD0011215	RTA Facility & Vehicle Maintenance	REHAB/RENOVATE - BUS SURVEILL/SECURITY SYSTEM	RTACAP	\$150,000	\$150,000		\$150,000			11.44.09
2026	RTD0010741	RTA Replacement Facilities	VTA REHAB/RENOVATE BUS SUPPORT FACIL/EQUIP	RTACAP	\$150,000	\$150,000		\$150,000			11.44.03
2026	RTD0010744	RTA Vehicle Replacement	VTA BUY REPLACEMENTS - CAPITOL BUS	RTACAP	\$2,000,000	\$2,000,000		\$2,000,000			11.12.01
2026	RTD0011260	RTA Vehicle Replacement	BUY REPLACEMENT VAN (2)	RTACAP	\$200,000	\$200,000		\$200,000			11.12.15
Massachusetts Bay Transportation Authority						\$791,277,830	\$452,953,997		\$338,323,833		
2026	MBTA040	Bridge & Tunnel Program	Bridge & Tunnel Program	5307	\$12,500,000	\$10,000,000	\$10,000,000				12.24.05
2026	MBTA040	Bridge & Tunnel Program	Bridge & Tunnel Program	LF	\$12,500,000	\$2,500,000			\$2,500,000		12.24.05
2026	MBTA044	Bridge & Tunnel Program	Bridge & Tunnel Program	5337	\$117,154,845	\$93,723,876	\$93,723,876				12.24.05
2026	MBTA044	Bridge & Tunnel Program	Bridge & Tunnel Program	LF	\$117,154,845	\$23,430,969			\$23,430,969		12.24.05
2026	MBTA048	Bus Program	Bus Program	5339	\$8,358,711	\$6,686,969	\$6,686,969				11.12.01
2026	MBTA048	Bus Program	Bus Program	LF	\$8,358,711	\$1,671,742			\$1,671,742		11.12.01
2026	MBTA041	Revenue Vehicle Program	Revenue Vehicle Program	5307	\$144,648,530	\$115,718,824	\$115,718,824				12.12.01

Year	MassDOT Project ID	Program	MassDOT Project Description	Funding Source	Total Project Cost	Total Programmed Funds	Federal Funds	State Funds	Other Funds	FTA Line Item	Other Information
2026	MBTA041	Revenue Vehicle Program	Revenue Vehicle Program	LF	\$144,648,530	\$28,929,706			\$28,929,706	12.12.01	
2026	MBTA045	Revenue Vehicle Program	Revenue Vehicle Program	5337	\$27,345,646	\$21,876,517	\$21,876,517			12.12.01	
2026	MBTA045	Revenue Vehicle Program	Revenue Vehicle Program	LF	\$27,345,646	\$5,469,129			\$5,469,129	12.12.01	
2026	MBTA049	RRIF Financing - PTC/ATC/Fiber	RRIF Financing - PTC/ATC/Fiber	ONF	\$100,085,333	\$100,085,333			\$100,085,333	12.24.20	
2026	MBTA050	RRIF/TIFIA Financing Program	RRIF/TIFIA Financing Program	ONF	\$125,000,000	\$125,000,000			\$125,000,000	12.24.05	
2026	MBTA042	Signals/Systems Upgrade Program	Signals/Systems Upgrade Program	5307	\$61,975,162	\$49,580,129	\$49,580,129			12.62.01	
2026	MBTA042	Signals/Systems Upgrade Program	Signals/Systems Upgrade Program	LF	\$61,975,162	\$12,395,033			\$12,395,033	12.62.01	
2026	MBTA046	Signals/Systems Upgrade Program	Signals/Systems Upgrade Program	5337	\$45,142,003	\$36,113,602	\$36,113,602			12.62.01	
2026	MBTA046	Signals/Systems Upgrade Program	Signals/Systems Upgrade Program	LF	\$45,142,003	\$9,028,401			\$9,028,401	12.62.01	
2026	MBTA043	Stations and Facilities Program	Stations and Facilities Program	5307	\$34,276,795	\$27,421,436	\$27,421,436			12.34.03	
2026	MBTA043	Stations and Facilities Program	Stations and Facilities Program	LF	\$34,276,795	\$6,855,359			\$6,855,359	12.34.03	
2026	MBTA047	Stations and Facilities Program	Stations and Facilities Program	5337	\$114,790,805	\$91,832,644	\$91,832,644			12.34.03	
2026	MBTA047	Stations and Facilities Program	Stations and Facilities Program	LF	\$114,790,805	\$22,958,161			\$22,958,161	12.34.03	
MassDOT						\$37,565,803	\$14,866,969	\$18,949,805	\$3,749,029		
2026	RTD0011155	Mobility Assistance Program	MASSDOT - STATEWIDE -MOBILITY ASSISTANCE PROGRAM	5310	\$11,866,969	\$6,866,969	\$6,866,969			00	
2026	RTD0011155	Mobility Assistance Program	MASSDOT - STATEWIDE -MOBILITY ASSISTANCE PROGRAM	MAP	\$11,866,969	\$5,000,000		\$5,000,000		00	
2026	RTD0011153	Operating	5311 OPERATING ASSISTANCE	5311	\$3,749,029	\$4,000,000	\$4,000,000			00	
2026	RTD0011153	Operating	5311 OPERATING ASSISTANCE	LF	\$3,749,029	\$3,749,029			\$3,749,029	00	
2026	RTDTBD05	RTA Facility & System Modernization	MASSDOT - STATEWIDE - RTA PLANNING ASSISTANCE	RTACAP	\$2,000,000	\$2,000,000		\$2,000,000		00	
2026	RTDTBD09	RTA Facility & System Modernization	MASSDOT - STATEWIDE - CIP PROCESS IMPROVEMENT	RTACAP	\$200,000	\$200,000		\$200,000		00	
2026	RTDTBD26	RTA Facility & System Modernization	MASSDOT - STATEWIDE -RTA FACILITY AND SYSTEM MODERNIZATION	RTACAP	\$5,000,000	\$5,000,000		\$5,000,000		00	
2026	RTD0011156	RTA Vehicle Replacement	MASSDOT - STATEWIDE - BUS AND BUS FACILITIES	5339	\$8,000,000	\$4,000,000	\$4,000,000			00	
2026	RTD0011156	RTA Vehicle Replacement	MASSDOT - STATEWIDE - BUS AND BUS FACILITIES	RTACAP	\$8,000,000	\$4,000,000		\$4,000,000		00	
2026	RTD0011156	RTA Vehicle Replacement	MASSDOT - STATEWIDE - BUS AND BUS FACILITIES	TDC	\$8,000,000	\$749,805		\$749,805		00	
2026	RTDTBD03	Technical Assistance	MASSDOT - STATEWIDE -RTA TECHNICAL ASSISTANCE	RTACAP	\$2,000,000	\$2,000,000		\$2,000,000		00	
Merrimack Valley Regional Transportation Authority						\$7,777,870	\$5,664,490	\$2,093,380	\$20,000		
2026	RTD0010765	Operating	Merrimack Valley Regional Transit Authority - Preventative Maintenance for service	5307	\$3,810,350	\$3,041,080	\$3,041,080			11.7A.00	
2026	RTD0010765	Operating	Merrimack Valley Regional Transit Authority - Preventative Maintenance for service	SCA	\$3,810,350	\$769,270		\$769,270		11.7A.00	
2026	RTD0010766	Operating	Merrimack Valley Regional Transit Authority - ADA Paratransit Service	5307	\$2,185,500	\$1,748,400	\$1,748,400			30.09.01	
2026	RTD0010766	Operating	Merrimack Valley Regional Transit Authority - ADA Paratransit Service	SCA	\$2,185,500	\$437,100		\$437,100		30.09.01	
2026	RTD0010767	Operating	Merrimack Valley MPO Short Range Transit Planning	5307	\$100,000	\$80,000	\$80,000			44.24.00	
2026	RTD0010767	Operating	Merrimack Valley MPO Short Range Transit Planning	LF	\$100,000	\$20,000			\$20,000	44.24.00	
2026	RTD0010768	Operating	Merrimack Valley Regional Transit Authority - Operating Assistance for Service	5307	\$1,502,020	\$751,010	\$751,010			30.09.01	



Year	MassDOT Project ID	Program	MassDOT Project Description	Funding Source	Total Project Cost	Total Programmed Funds	Federal Funds	State Funds	Other Funds	FTA Line Item	Other Information
2026	RTD0010768	Operating	Merrimack Valley Regional Transit Authority - Operating Assistance for Service	SCA	\$1,502,020	\$751,010		\$751,010			30.09.01
2026	RTD0011318	RTA Facility & System Modernization	Merrimack Valley Regional Transit Authority - CONSTRUCT - MISC EQUIPMENT	RTACAP	\$125,000	\$125,000		\$125,000			11.43.20
2026	RTD0010769	RTA Vehicle Replacement	Merrimack Valley Regional Transit Authority - Replace 1 Model Yr 2020 Supervisory Vehicle	5307	\$55,000	\$44,000	\$44,000				11.42.11
2026	RTD0010769	RTA Vehicle Replacement	Merrimack Valley Regional Transit Authority - Replace 1 Model Yr 2020 Supervisory Vehicle	RTACAP	\$55,000	\$11,000		\$11,000			11.42.11
MetroWest Regional Transit Authority						\$4,753,122	\$3,622,496	\$1,130,626			
2026	RTD0011116	Operating	MetroWest Regional Transit Authority - OPERATING ASSISTANCE NON FIXED ROUTE ADA PARA SERV	5307	\$2,000,000	\$1,600,000	\$1,600,000				30.09.01
2026	RTD0011116	Operating	MetroWest Regional Transit Authority - OPERATING ASSISTANCE NON FIXED ROUTE ADA PARA SERV	SCA	\$2,000,000	\$400,000		\$400,000			30.09.01
2026	RTD0011118	RTA Facility & System Modernization	MetroWest Regional Transit Authority - TECHNOLOGY SUPPORT/CAPITAL OUTREACH	5307	\$200,000	\$160,000	\$160,000				44.26.14
2026	RTD0011118	RTA Facility & System Modernization	MetroWest Regional Transit Authority - TECHNOLOGY SUPPORT/CAPITAL OUTREACH	RTACAP	\$200,000	\$40,000		\$40,000			44.26.14
2026	RTD0011117	RTA Facility & Vehicle Maintenance	MetroWest Regional Transit Authority - TERMINAL, INTERMODAL (TRANSIT) - BLANDIN	5307	\$687,500	\$550,000	\$550,000				11.34.03
2026	RTD0011117	RTA Facility & Vehicle Maintenance	MetroWest Regional Transit Authority - TERMINAL, INTERMODAL (TRANSIT) - BLANDIN	RTACAP	\$687,500	\$137,500		\$137,500			11.34.03
2026	RTD0011119	RTA Facility & Vehicle Maintenance	MetroWest Regional Transit Authority - ACQUISITION OF BUS SUPPORT EQUIP/FACILITIES	5307	\$113,750	\$91,000	\$91,000				11.42.06
2026	RTD0011119	RTA Facility & Vehicle Maintenance	MetroWest Regional Transit Authority - ACQUISITION OF BUS SUPPORT EQUIP/FACILITIES	RTACAP	\$113,750	\$22,750		\$22,750			11.42.06
2026	RTD0011120	RTA Facility & Vehicle Maintenance	MetroWest Regional Transit Authority - TERMINAL, INTERMODAL (TRANSIT) - Framingham Commuter Rail Station	5307	\$5,000	\$4,000	\$4,000				11.34.03
2026	RTD0011120	RTA Facility & Vehicle Maintenance	MetroWest Regional Transit Authority - TERMINAL, INTERMODAL (TRANSIT) - Framingham Commuter Rail Station	RTACAP	\$5,000	\$1,000		\$1,000			11.34.03
2026	RTD0011125	RTA Fleet Upgrades	MetroWest Regional Transit Authority - 2026 ELECTRIC VEHICLE (EV) ADDTL ELECTRIFICATION COSTS	5339	\$600,000	\$300,000	\$300,000				11.52.20
2026	RTD0011125	RTA Fleet Upgrades	MetroWest Regional Transit Authority - 2026 ELECTRIC VEHICLE (EV) ADDTL ELECTRIFICATION COSTS	RTACAP	\$600,000	\$300,000		\$300,000			11.52.20
2026	RTD0011126	RTA Vehicle Replacement	MetroWest Regional Transit Authority - 5339 COMPETITIVE REVENUE VEHICLE REPLACEMENT - DISCRETIONARY	DRTACAP	\$573,436	\$114,688		\$114,688			11.12.04
2026	RTD0011126	RTA Vehicle Replacement	MetroWest Regional Transit Authority - 5339 COMPETITIVE REVENUE VEHICLE REPLACEMENT - DISCRETIONARY	OF	\$573,436	\$458,748	\$458,748				11.12.04
2026	RTD0011138	RTA Vehicle Replacement	MetroWest Regional Transit Authority - VEHICLE REPLACEMENT - CUTAWAYS (8) #2 of 2	5339	\$573,436	\$458,748	\$458,748				11.12.04
2026	RTD0011138	RTA Vehicle Replacement	MetroWest Regional Transit Authority - VEHICLE REPLACEMENT - CUTAWAYS (8) #2 of 2	RTACAP	\$573,436	\$114,688		\$114,688			11.12.04
Montachusett Regional Transit Authority						\$7,660,000	\$4,508,000	\$3,152,000			
2026	RTD0011057	Operating	MART-50/50 Federal Operating Assistance	5307	\$5,400,000	\$2,700,000	\$2,700,000				30.09.01
2026	RTD0011057	Operating	MART-50/50 Federal Operating Assistance	SCA	\$5,400,000	\$2,700,000		\$2,700,000			30.09.01
2026	RTD0011058	Operating	MART-ADA Operating Assistance	5307	\$400,000	\$320,000	\$320,000				30.09.01
2026	RTD0011058	Operating	MART-ADA Operating Assistance	SCA	\$400,000	\$80,000		\$80,000			30.09.01
2026	RTD0011056	RTA Facility & System Modernization	Replace/Upgrade IT Related Support Equipment	5307	\$150,000	\$120,000	\$120,000				11.42.20
2026	RTD0011056	RTA Facility & System Modernization	Replace/Upgrade IT Related Support Equipment	RTACAP	\$150,000	\$30,000		\$30,000			11.42.20
2026	RTD0011046	RTA Facility & Vehicle Maintenance	MART Fleet Maintenance-5 Ford Transmissions	5307	\$40,000	\$32,000	\$32,000				11.14.04



Year	MassDOT Project ID	Program	MassDOT Project Description	Funding Source	Total Project Cost	Total Programmed Funds	Federal Funds	State Funds	Other Funds	FTA Line Item	Other Information
2026	RTD0011046	RTA Facility & Vehicle Maintenance	MART Fleet Maintenance-5 Ford Transmissions	RTACAP	\$40,000	\$8,000		\$8,000			11.14.04
2026	RTD0011214	RTA Facility & Vehicle Maintenance	MART - Preventative Maintenance Facilities	5307	\$250,000	\$200,000	\$200,000				11.7A.00
2026	RTD0011214	RTA Facility & Vehicle Maintenance	MART - Preventative Maintenance Facilities	RTACAP	\$250,000	\$50,000		\$50,000			11.7A.00
2026	RTD0011255	RTA Facility & Vehicle Maintenance	MART - Rehab Fitchburg Parking Garage & Lot	5307	\$250,000	\$200,000	\$200,000				11.34.04
2026	RTD0011255	RTA Facility & Vehicle Maintenance	MART - Rehab Fitchburg Parking Garage & Lot	RTACAP	\$250,000	\$50,000		\$50,000			11.34.04
2026	RTD0011256	RTA Facility & Vehicle Maintenance	MART - Rehab Fitchburg Parking Lot	5307	\$450,000	\$360,000	\$360,000				11.34.04
2026	RTD0011256	RTA Facility & Vehicle Maintenance	MART - Rehab Fitchburg Parking Lot	RTACAP	\$450,000	\$90,000		\$90,000			11.34.04
2026	RTD0011036	RTA Fleet Upgrades	MART-Vehicle Replacements: Size D Low-floor Cutaways (2)	5307	\$300,000	\$240,000	\$240,000				11.12.04
2026	RTD0011036	RTA Fleet Upgrades	MART-Vehicle Replacements: Size D Low-floor Cutaways (2)	RTACAP	\$300,000	\$60,000		\$60,000			11.12.04
2026	RTD0011055	RTA Vehicle Replacement	MART-Vehicle Replacements: Cutaways (5)	5307	\$420,000	\$336,000	\$336,000				11.12.04
2026	RTD0011055	RTA Vehicle Replacement	MART-Vehicle Replacements: Cutaways (5)	RTACAP	\$420,000	\$84,000		\$84,000			11.12.04
Nantucket Regional Transit Authority						\$1,998,620		\$1,380,000	\$618,620		
2026	RTD0010793	Operating	UP TO 50% FEDERAL SHARE	LF	\$618,620	\$618,620			\$618,620		30.09.01
2026	RTD0010785	RTA Facility & System Modernization	NRTA - TRAVELER INFORMATION	RTACAP	\$75,000	\$75,000		\$75,000			11.32.09
2026	RTD0010789	RTA Facility & System Modernization	NRTA - REHAB/RENOVATE - MOBILE FARE COLL EQUIP	RTACAP	\$20,000	\$20,000		\$20,000			11.44.10
2026	RTD0010786	RTA Facility & Vehicle Maintenance	NRTA - PREVENTIVE MAINTENANCE	RTACAP	\$85,000	\$85,000		\$85,000			11.7A.00
2026	RTD0010790	RTA Vehicle Replacement	NRTA - BUY REPLACEMENT <30 FT BUS	RTACAP	\$1,200,000	\$1,200,000		\$1,200,000			11.12.03
Pioneer Valley Transit Authority						\$27,517,375	\$22,013,901	\$5,503,474			
2026	RTD0010967	Operating	Pioneer Valley Transit Authority - REHAB/RENOVATE - SHOP EQUIPMENT	5307	\$150,000	\$120,000	\$120,000				11.44.06
2026	RTD0010967	Operating	Pioneer Valley Transit Authority - REHAB/RENOVATE - SHOP EQUIPMENT	RTACAP	\$150,000	\$30,000		\$30,000			11.44.06
2026	RTD0010977	Operating	Pioneer Valley Transit Authority - SHORT RANGE TRANSIT PLANNING	5307	\$255,000	\$204,000	\$204,000				44.24.00
2026	RTD0010977	Operating	Pioneer Valley Transit Authority - SHORT RANGE TRANSIT PLANNING	SCA	\$255,000	\$51,000		\$51,000			44.24.00
2026	RTD0010978	Operating	Pioneer Valley Transit Authority - NON FIXED ROUTE ADA PARA SERV	5307	\$1,004,557	\$803,646	\$803,646				11.7C.00
2026	RTD0010978	Operating	Pioneer Valley Transit Authority - NON FIXED ROUTE ADA PARA SERV	SCA	\$1,004,557	\$200,911		\$200,911			11.7C.00
2026	RTD0010979	Operating	Pioneer Valley Transit Authority - PREVENTIVE MAINTENANCE	5307	\$3,440,385	\$2,752,308	\$2,752,308				11.7A.00
2026	RTD0010979	Operating	Pioneer Valley Transit Authority - PREVENTIVE MAINTENANCE	SCA	\$3,440,385	\$688,077		\$688,077			11.7A.00
2026	RTD0010970	RTA Facility & System Modernization	Pioneer Valley Transit Authority - BUS SHELTERS	5307	\$75,000	\$60,000	\$60,000				11.94.02
2026	RTD0010970	RTA Facility & System Modernization	Pioneer Valley Transit Authority - BUS SHELTERS	RTACAP	\$75,000	\$15,000		\$15,000			11.94.02
2026	RTD0010973	RTA Facility & System Modernization	Pioneer Valley Transit Authority - REHAB/RENOVATE - MAINTENANCE FACILITY - Northampton Bus Facility Lateral Expansion	5307	\$3,000,000	\$2,400,000	\$2,400,000				11.44.02
2026	RTD0010973	RTA Facility & System Modernization	Pioneer Valley Transit Authority - REHAB/RENOVATE - MAINTENANCE FACILITY - Northampton Bus Facility Lateral Expansion	RTACAP	\$3,000,000	\$600,000		\$600,000			11.44.02
2026	RTD0010974	RTA Facility & System Modernization	Pioneer Valley Transit Authority - REHAB/RENOVATE - MAINTENANCE FACILITY - Umass Bus Facility - AC MAINTENANCE AND RESTROOM UPGRADES	5307	\$340,000	\$272,000	\$272,000				11.44.02

Year	MassDOT Project ID	Program	MassDOT Project Description	Funding Source	Total Project Cost	Total Programmed Funds	Federal Funds	State Funds	Other Funds	FTA Line Item	Other Information
2026	RTD0010974	RTA Facility & System Modernization	Pioneer Valley Transit Authority - REHAB/RENOVATE - MAINTENANCE FACILITY - Umass Bus Facility - AC MAINTENANCE AND RESTROOM UPGRADES	RTACAP	\$340,000	\$68,000		\$68,000			11.44.02
2026	RTD0010975	RTA Facility & System Modernization	Pioneer Valley Transit Authority - REHAB/RENOVATE - MAINTENANCE FACILITY - Holyoke ITC Lower Level Renovations and Paratransit Offices	5307	\$1,850,000	\$1,480,000	\$1,480,000				11.44.02
2026	RTD0010975	RTA Facility & System Modernization	Pioneer Valley Transit Authority - REHAB/RENOVATE - MAINTENANCE FACILITY - Holyoke ITC Lower Level Renovations and Paratransit Offices	RTACAP	\$1,850,000	\$370,000		\$370,000			11.44.02
2026	RTD0010980	RTA Facility & System Modernization	Pioneer Valley Transit Authority - PURCHASE ITS	5307	\$2,640,306	\$2,112,245	\$2,112,245				11.62.02
2026	RTD0010980	RTA Facility & System Modernization	Pioneer Valley Transit Authority - PURCHASE ITS	RTACAP	\$2,640,306	\$528,061		\$528,061			11.62.02
2026	RTD0011381	RTA Facility & System Modernization	Pioneer Valley Transit Authority - REHAB/RENOVATE - ADMIN/MAINT FACILITY - Main St O&M Roof	5307	\$600,000	\$480,000	\$480,000				11.44.03
2026	RTD0011381	RTA Facility & System Modernization	Pioneer Valley Transit Authority - REHAB/RENOVATE - ADMIN/MAINT FACILITY - Main St O&M Roof	RTACAP	\$600,000	\$120,000		\$120,000			11.44.03
2026	RTD0010968	RTA Facility & Vehicle Maintenance	Pioneer Valley Transit Authority - PREVENTIVE MAINTENANCE - State of Good Repair	5307	\$25,000	\$20,000	\$20,000				11.7A.00
2026	RTD0010968	RTA Facility & Vehicle Maintenance	Pioneer Valley Transit Authority - PREVENTIVE MAINTENANCE - State of Good Repair	RTACAP	\$25,000	\$5,000		\$5,000			11.7A.00
2026	RTD0010969	RTA Facility & Vehicle Maintenance	Pioneer Valley Transit Authority REHAB/REBUild Environmental Compliance	5307	\$5,000	\$4,000	\$4,000				11.14.02
2026	RTD0010969	RTA Facility & Vehicle Maintenance	Pioneer Valley Transit Authority REHAB/REBUild Environmental Compliance	RTACAP	\$5,000	\$1,000		\$1,000			11.14.02
2026	RTD0010971	RTA Facility & Vehicle Maintenance	Pioneer Valley Transit Authority - REHAB/RENOV SIGNAGE	5307	\$20,000	\$16,000	\$16,000				11.94.08
2026	RTD0010971	RTA Facility & Vehicle Maintenance	Pioneer Valley Transit Authority - REHAB/RENOV SIGNAGE	RTACAP	\$20,000	\$4,000		\$4,000			11.94.08
2026	RTD0010972	RTA Facility & Vehicle Maintenance	Pioneer Valley Transit Authority - REHAB/RENOV BICYCLE ACCESS, FACIL & EQUIP ON BUSES	5307	\$13,000	\$10,400	\$10,400				11.94.06
2026	RTD0010972	RTA Facility & Vehicle Maintenance	Pioneer Valley Transit Authority - REHAB/RENOV BICYCLE ACCESS, FACIL & EQUIP ON BUSES	RTACAP	\$13,000	\$2,600		\$2,600			11.94.06
2026	RTD0011374	RTA Fleet Upgrades	Pioneer Valley Transit Authority BUY REPLACEMENT 40-FT Electric BUS	5307	\$4,149,612	\$3,319,690	\$3,319,690				11.12.01
2026	RTD0011374	RTA Fleet Upgrades	Pioneer Valley Transit Authority BUY REPLACEMENT 40-FT Electric BUS	RTACAP	\$4,149,612	\$829,922		\$829,922			11.12.01
2026	RTD0011375	RTA Fleet Upgrades	Pioneer Valley Transit Authority - BUY REPLACEMENT 35-FT Electric BUS (2)	5307	\$1,968,497	\$1,574,798	\$1,574,798				11.12.02
2026	RTD0011375	RTA Fleet Upgrades	Pioneer Valley Transit Authority - BUY REPLACEMENT 35-FT Electric BUS (2)	RTACAP	\$1,968,497	\$393,699		\$393,699			11.12.02
2026	RTD0010965	RTA Vehicle Replacement	Pioneer Valley Transit Authority - BUY REPLACEMENT 40-FT Hybrid BUS (4)	5307	\$2,482,254	\$1,985,804	\$1,985,804				11.12.01
2026	RTD0010965	RTA Vehicle Replacement	Pioneer Valley Transit Authority - BUY REPLACEMENT 40-FT Hybrid BUS (4)	RTACAP	\$2,482,254	\$496,450		\$496,450			11.12.01
2026	RTD0010966	RTA Vehicle Replacement	Pioneer Valley Transit Authority - BUY REPLACEMENT 35-FT Hybrid BUS (3)	5307	\$1,599,180	\$1,279,344	\$1,279,344				11.12.02
2026	RTD0010966	RTA Vehicle Replacement	Pioneer Valley Transit Authority - BUY REPLACEMENT 35-FT Hybrid BUS (3)	RTACAP	\$1,599,180	\$319,836		\$319,836			11.12.02
2026	RTD0010983	RTA Vehicle Replacement	Pioneer Valley Transit Authority - BUY REPLACEMENT 35-FT Hybrid BUS (3)	5339	\$980,488	\$784,390	\$784,390				11.12.02
2026	RTD0010983	RTA Vehicle Replacement	Pioneer Valley Transit Authority - BUY REPLACEMENT 35-FT Hybrid BUS (3)	RTACAP	\$980,488	\$196,098		\$196,098			11.12.02
2026	RTD0011376	RTA Vehicle Replacement	Pioneer Valley Transit Authority - BUY REPLACEMENT 40-FT Hybrid BUS (4)	5339	\$980,488	\$784,390	\$784,390				11.12.01
2026	RTD0011376	RTA Vehicle Replacement	Pioneer Valley Transit Authority - BUY REPLACEMENT 40-FT Hybrid BUS (4)	RTACAP	\$980,488	\$196,098		\$196,098			11.12.01

Year	MassDOT Project ID	Program	MassDOT Project Description	Funding Source	Total Project Cost	Total Programmed Funds	Federal Funds	State Funds	Other Funds	FTA Line Item	Other Information
2026	RTD0011377	RTA Vehicle Replacement	Pioneer Valley Transit Authority - BUY REPLACEMENT <30 FT BUS Shuttle Type D (1)	5307	\$182,006	\$145,605	\$145,605				11.12.04
2026	RTD0011377	RTA Vehicle Replacement	Pioneer Valley Transit Authority - BUY REPLACEMENT <30 FT BUS Shuttle Type D (1)	RTACAP	\$182,006	\$36,401		\$36,401			11.12.04
2026	RTD0011378	RTA Vehicle Replacement	Pioneer Valley Transit Authority - BUY REPLACEMENT VAN (20)	5307	\$1,545,614	\$1,236,491	\$1,236,491				11.12.15
2026	RTD0011378	RTA Vehicle Replacement	Pioneer Valley Transit Authority - BUY REPLACEMENT VAN (20)	RTACAP	\$1,545,614	\$309,123		\$309,123			11.12.15
2026	RTD0011379	RTA Vehicle Replacement	Pioneer Valley Transit Authority - ACQUIRE - SUPPORT VEHICLES (2)	5307	\$81,149	\$64,919	\$64,919				11.42.11
2026	RTD0011379	RTA Vehicle Replacement	Pioneer Valley Transit Authority - ACQUIRE - SUPPORT VEHICLES (2)	RTACAP	\$81,149	\$16,230		\$16,230			11.42.11
2026	RTD0011380	RTA Vehicle Replacement	Pioneer Valley Transit Authority - ACQUIRE - Supervisory VEHICLES (4)	5307	\$129,839	\$103,871	\$103,871				11.42.11
2026	RTD0011380	RTA Vehicle Replacement	Pioneer Valley Transit Authority - ACQUIRE - Supervisory VEHICLES (4)	RTACAP	\$129,839	\$25,968		\$25,968			11.42.11
Southeastern Regional Transit Authority						\$9,457,295	\$6,605,836	\$2,836,459	\$15,000		
2026	RTD0010839	Operating	SRTA - SHORT RANGE TRANSIT PLANNING	5307	\$75,000	\$60,000	\$60,000				44.24.00
2026	RTD0010839	Operating	SRTA - SHORT RANGE TRANSIT PLANNING	LF	\$75,000	\$15,000			\$15,000		44.24.00
2026	RTD0010835	RTA Facility & System Modernization	SRTA - REHAB/RENOVATE BUS SUPPORT FACIL/EQUIP	5307	\$35,000	\$28,000	\$28,000				11.44.03
2026	RTD0010835	RTA Facility & System Modernization	SRTA - REHAB/RENOVATE BUS SUPPORT FACIL/EQUIP	RTACAP	\$35,000	\$7,000		\$7,000			11.44.03
2026	RTD0010836	RTA Facility & System Modernization	SRTA - ACQUIRE - TRANSIT ENHANCEMENTS	5307	\$10,000	\$8,000	\$8,000				11.92.02
2026	RTD0010836	RTA Facility & System Modernization	SRTA - ACQUIRE - TRANSIT ENHANCEMENTS	RTACAP	\$10,000	\$2,000		\$2,000			11.92.02
2026	RTD0010838	RTA Facility & System Modernization	SRTA - ACQUIRE - ADP SOFTWARE (ITS)	5307	\$150,000	\$120,000	\$120,000				11.42.08
2026	RTD0010838	RTA Facility & System Modernization	SRTA - ACQUIRE - ADP SOFTWARE (ITS)	RTACAP	\$150,000	\$30,000		\$30,000			11.42.08
2026	RTD0010834	RTA Facility & Vehicle Maintenance	SRTA - ENGINEERING & DESIGN - BUS SUPPORT EQUIP/FACIL	5307	\$37,500	\$30,000	\$30,000				11.41.03
2026	RTD0010834	RTA Facility & Vehicle Maintenance	SRTA - ENGINEERING & DESIGN - BUS SUPPORT EQUIP/FACIL	RTACAP	\$37,500	\$7,500		\$7,500			11.41.03
2026	RTD0010840	RTA Facility & Vehicle Maintenance	SRTA - LEASE ASSOC CAP MAINT ITEMS (Tire Lease)	5307	\$90,000	\$72,000	\$72,000				11.16.40
2026	RTD0010840	RTA Facility & Vehicle Maintenance	SRTA - LEASE ASSOC CAP MAINT ITEMS (Tire Lease)	RTACAP	\$90,000	\$18,000		\$18,000			11.16.40
2026	RTD0010841	RTA Facility & Vehicle Maintenance	SRTA - ACQUIRE - MISC SUPPORT EQUIPMENT	5307	\$20,000	\$16,000	\$16,000				11.42.20
2026	RTD0010841	RTA Facility & Vehicle Maintenance	SRTA - ACQUIRE - MISC SUPPORT EQUIPMENT	RTACAP	\$20,000	\$4,000		\$4,000			11.42.20
2026	RTD0010831	RTA Vehicle Replacement	SRTA - BUY REPLACEMENT 35-FT BUS (3) Statewide 5339	5339	\$2,400,000	\$1,200,000	\$1,200,000				11.12.02
2026	RTD0010831	RTA Vehicle Replacement	SRTA - BUY REPLACEMENT 35-FT BUS (3) Statewide 5339	RTACAP	\$2,400,000	\$1,200,000		\$1,200,000			11.12.02
2026	RTD0010832	RTA Vehicle Replacement	SRTA - BUY REPLACEMENT 35-FT BUS (2)	5307	\$1,600,000	\$800,000	\$800,000				11.12.02
2026	RTD0010832	RTA Vehicle Replacement	SRTA - BUY REPLACEMENT 35-FT BUS (2)	RTACAP	\$1,600,000	\$800,000		\$800,000			11.12.02
2026	RTD0010833	RTA Vehicle Replacement	SRTA - BUY REPLACEMENT VAN (3)	5339	\$194,795	\$155,836	\$155,836				11.12.15
2026	RTD0010833	RTA Vehicle Replacement	SRTA - BUY REPLACEMENT VAN (3)	RTACAP	\$194,795	\$38,959		\$38,959			11.12.15
2026	RTD0010837	RTA Vehicle Replacement	SRTA - ACQUIRE - SUPPORT VEHICLES (1)	5307	\$45,000	\$36,000	\$36,000				11.42.11
2026	RTD0010837	RTA Vehicle Replacement	SRTA - ACQUIRE - SUPPORT VEHICLES (1)	RTACAP	\$45,000	\$9,000		\$9,000			11.42.11
2026	RTD0011182	RTA Vehicle Replacement	SRTA - BUY REPLACEMENT 35-FT BUS (6) 5339(b) Competitive: FTA-2021-008	OF	\$14,400,000	\$4,080,000	\$4,080,000				11.12.02
2026	RTD0011182	RTA Vehicle Replacement	SRTA - BUY REPLACEMENT 35-FT BUS (6) 5339(b) Competitive: FTA-2021-008	RTACAP	\$14,400,000	\$720,000		\$720,000			11.12.02

Year	MassDOT Project ID	Program	MassDOT Project Description	Funding Source	Total Project Cost	Total Programmed Funds	Federal Funds	State Funds	Other Funds	FTA Line Item	Other Information
Worcester Regional Transit Authority						\$24,722,696	\$14,591,315	\$9,356,597	\$774,784		
2026	RTD0010880	Operating	Worcester Regional Transit Authority Regional Transit Authority: Operating Assistance - Fixed Route	5307	\$17,289,472	\$8,644,736	\$8,644,736				30.09.01
2026	RTD0010880	Operating	Worcester Regional Transit Authority Regional Transit Authority: Operating Assistance - Fixed Route	SCA	\$17,289,472	\$8,644,736		\$8,644,736			30.09.01
2026	RTD0010884	RTA Facility & System Modernization	Worcester Regional Transit Authority Regional Transit Authority: Purchase Support Equipment for Fixed Route and Demand Response	5307	\$607,231	\$485,785	\$485,785				11.42.20
2026	RTD0010884	RTA Facility & System Modernization	Worcester Regional Transit Authority Regional Transit Authority: Purchase Support Equipment for Fixed Route and Demand Response	RTACAP	\$607,231	\$121,446		\$121,446			11.42.20
2026	RTD0010889	RTA Facility & System Modernization	Worcester Regional Transit Authority Regional Transit Authority: Purchase Bus Stop and Electronic Signage for Fixed Route	5307	\$5,000	\$4,000	\$4,000				11.32.09
2026	RTD0010889	RTA Facility & System Modernization	Worcester Regional Transit Authority Regional Transit Authority: Purchase Bus Stop and Electronic Signage for Fixed Route	RTACAP	\$5,000	\$1,000		\$1,000			11.32.09
2026	RTD0010885	RTA Facility & Vehicle Maintenance	Worcester Regional Transit Authority Regional Transit Authority: Purchase Spare Parts for Revenue Rolling Stock	5307	\$875,709	\$700,567	\$700,567				11.12.40
2026	RTD0010885	RTA Facility & Vehicle Maintenance	Worcester Regional Transit Authority Regional Transit Authority: Purchase Spare Parts for Revenue Rolling Stock	RTACAP	\$875,709	\$175,142		\$175,142			11.12.40
2026	RTD0010888	RTA Facility & Vehicle Maintenance	Worcester Regional Transit Authority Regional Transit Authority: Fixed Route Bus Shelters	5307	\$60,000	\$48,000	\$48,000				11.32.10
2026	RTD0010888	RTA Facility & Vehicle Maintenance	Worcester Regional Transit Authority Regional Transit Authority: Fixed Route Bus Shelters	RTACAP	\$60,000	\$12,000		\$12,000			11.32.10
2026	RTD0010890	RTA Facility & Vehicle Maintenance	Worcester Regional Transit Authority: Renovations and Maintenance to WRTA Maintenance and Operations Facility	5307	\$108,275	\$86,620	\$86,620				11.44.02
2026	RTD0010890	RTA Facility & Vehicle Maintenance	Worcester Regional Transit Authority: Renovations and Maintenance to WRTA Maintenance and Operations Facility	RTACAP	\$108,275	\$21,655		\$21,655			11.44.02
2026	RTD0010891	RTA Facility & Vehicle Maintenance	Worcester Regional Transit Authority: Renovations and Maintenance to WRTA Hub	5307	\$5,000	\$4,000	\$4,000				11.34.01
2026	RTD0010891	RTA Facility & Vehicle Maintenance	Worcester Regional Transit Authority: Renovations and Maintenance to WRTA Hub	RTACAP	\$5,000	\$1,000		\$1,000			11.34.01
2026	RTD0010892	RTA Facility & Vehicle Maintenance	Worcester Regional Transit Authority: Rehabilitation of Union Station	5337	\$3,873,920	\$3,099,136	\$3,099,136				11.34.03
2026	RTD0010892	RTA Facility & Vehicle Maintenance	Worcester Regional Transit Authority: Rehabilitation of Union Station	LF	\$3,873,920	\$774,784			\$774,784		11.34.03
2026	RTD0010881	RTA Vehicle Replacement	Worcester Regional Transit Authority Regional Transit Authority: Buy Replacement 35 FT Bus (2)	5307	\$1,074,714	\$859,771	\$859,771				11.12.02
2026	RTD0010881	RTA Vehicle Replacement	Worcester Regional Transit Authority Regional Transit Authority: Buy Replacement 35 FT Bus (2)	RTACAP	\$1,074,714	\$214,943		\$214,943			11.12.02
2026	RTD0010883	RTA Vehicle Replacement	Worcester Regional Transit Authority Regional Transit Authority: Buy Replacement Support Vehicles (2)	5307	\$110,000	\$88,000	\$88,000				11.42.11
2026	RTD0010883	RTA Vehicle Replacement	Worcester Regional Transit Authority Regional Transit Authority: Buy Replacement Support Vehicles (2)	RTACAP	\$110,000	\$22,000		\$22,000			11.42.11
2026	RTD0010896	RTA Vehicle Replacement	Worcester Regional Transit Authority Regional Transit Authority - Buy Replacement 35 FT Bus (1)	5339	\$713,375	\$570,700	\$570,700				11.12.02
2026	RTD0010896	RTA Vehicle Replacement	Worcester Regional Transit Authority Regional Transit Authority - Buy Replacement 35 FT Bus (1)	RTACAP	\$713,375	\$142,675		\$142,675			11.12.02
Federal Fiscal Year 2027						\$910,186,169	\$602,717,257	\$58,037,011	\$249,431,901		
Berkshire Regional Transportation Authority						\$1,372,773	\$1,098,218	\$274,555			
2027	RTD0011285	RTA Facility & Vehicle Maintenance	BRTA - PREVENTIVE MAINTENANCE	5307	\$200,000	\$160,000	\$160,000			11.7A.00	
2027	RTD0011285	RTA Facility & Vehicle Maintenance	BRTA - PREVENTIVE MAINTENANCE	RTACAP	\$200,000	\$40,000		\$40,000		11.7A.00	

Year	MassDOT Project ID	Program	MassDOT Project Description	Funding Source	Total Project Cost	Total Programmed Funds	Federal Funds	State Funds	Other Funds	FTA Line Item	Other Information
2027	RTD0011286	RTA Facility & Vehicle Maintenance	BRTA - PREVENTIVE MAINTENANCE-ITC concrete	5307	\$150,000	\$120,000	\$120,000			11.7A.00	
2027	RTD0011286	RTA Facility & Vehicle Maintenance	BRTA - PREVENTIVE MAINTENANCE-ITC concrete	RTACAP	\$150,000	\$30,000		\$30,000		11.7A.00	
2027	RTD0011287	RTA Vehicle Replacement	BRTA - BUY REPLACEMENT <30 FT BUS (2)	5307	\$250,578	\$200,462	\$200,462			11.12.04	
2027	RTD0011287	RTA Vehicle Replacement	BRTA - BUY REPLACEMENT <30 FT BUS (2)	RTACAP	\$250,578	\$50,116		\$50,116		11.12.04	
2027	RTD0011288	RTA Vehicle Replacement	BRTA - BUY REPLACEMENT 35-FT BUS	5339	\$521,617	\$417,294	\$417,294			11.12.02	
2027	RTD0011288	RTA Vehicle Replacement	BRTA - BUY REPLACEMENT 35-FT BUS	RTACAP	\$521,617	\$104,323		\$104,323		11.12.02	
2027	RTD0011289	RTA Vehicle Replacement	BRTA - BUY REPLACEMENT <30 FT BUS (2)	5339	\$250,578	\$200,462	\$200,462			11.12.04	
2027	RTD0011289	RTA Vehicle Replacement	BRTA - BUY REPLACEMENT <30 FT BUS (2)	RTACAP	\$250,578	\$50,116		\$50,116		11.12.04	
Brockton Area Transit						\$3,625,000	\$2,000,000	\$1,625,000			
2027	T00001	Operating	BAT- OPERATING ASSISTANCE	5307	\$3,000,000	\$1,500,000	\$1,500,000			30.09.01	
2027	T00001	Operating	BAT- OPERATING ASSISTANCE	SCA	\$3,000,000	\$1,500,000		\$1,500,000		30.09.01	
2027	RTD0011355	RTA Facility & Vehicle Maintenance	BAT - BUY ASSOC CAP MAINT ITEMS	5307	\$50,000	\$40,000	\$40,000			11.12.40	
2027	RTD0011355	RTA Facility & Vehicle Maintenance	BAT - BUY ASSOC CAP MAINT ITEMS	RTACAP	\$50,000	\$10,000		\$10,000		11.12.40	
2027	RTD0011356	RTA Facility & Vehicle Maintenance	BAT - REHAB RENOVATE MAINTENANCE FACILITY	5307	\$50,000	\$40,000	\$40,000			11.44.02	
2027	RTD0011356	RTA Facility & Vehicle Maintenance	BAT - REHAB RENOVATE MAINTENANCE FACILITY	RTACAP	\$50,000	\$10,000		\$10,000		11.44.02	
2027	RTD0011357	RTA Facility & Vehicle Maintenance	BAT - TERMINAL, INTERMODAL AND ROOF REPLACEMENT	5307	\$300,000	\$240,000	\$240,000			12.34.03	
2027	RTD0011357	RTA Facility & Vehicle Maintenance	BAT - TERMINAL, INTERMODAL AND ROOF REPLACEMENT	RTACAP	\$300,000	\$60,000		\$60,000		12.34.03	
2027	RTD0011358	RTA Facility & Vehicle Maintenance	BAT - ACQUIRE MISC SUPPORT EQUIPMENT	5307	\$100,000	\$80,000	\$80,000			11.42.20	
2027	RTD0011358	RTA Facility & Vehicle Maintenance	BAT - ACQUIRE MISC SUPPORT EQUIPMENT	RTACAP	\$100,000	\$20,000		\$20,000		11.42.20	
2027	RTD0011359	RTA Facility & Vehicle Maintenance	BAT - REHAB RENOVATE - BUS PARK & RIDE LOT	5307	\$50,000	\$40,000	\$40,000			11.34.04	
2027	RTD0011359	RTA Facility & Vehicle Maintenance	BAT - REHAB RENOVATE - BUS PARK & RIDE LOT	RTACAP	\$50,000	\$10,000		\$10,000		11.34.04	
2027	RTD0011360	RTA Facility & Vehicle Maintenance	BAT - PURCHASE MISC COMMUNICATIONS EQUIP SYSTEMS	5307	\$75,000	\$60,000	\$60,000			11.62.20	
2027	RTD0011360	RTA Facility & Vehicle Maintenance	BAT - PURCHASE MISC COMMUNICATIONS EQUIP SYSTEMS	RTACAP	\$75,000	\$15,000		\$15,000		11.62.20	
Cape Ann Transportation Authority						\$393,750	\$315,000	\$7,500	\$71,250		
2027	RTD0011158	RTA Facility & Vehicle Maintenance	CATA - -Preventive Maintenance	5307	\$356,250	\$285,000	\$285,000			11.7A.00	
2027	RTD0011158	RTA Facility & Vehicle Maintenance	CATA - -Preventive Maintenance	LF	\$356,250	\$71,250			\$71,250	11.7A.00	
2027	RTD0011162	RTA Facility & Vehicle Maintenance	CATA - -acquire shop equip/small capital	5307	\$37,500	\$30,000	\$30,000			11.42.06	
2027	RTD0011162	RTA Facility & Vehicle Maintenance	CATA - -acquire shop equip/small capital	RTACAP	\$37,500	\$7,500		\$7,500		11.42.06	
Cape Cod Regional Transit Authority						\$14,250,000	\$11,400,000	\$2,850,000			
2027	RTD0011172	Operating	CCRTA - PREVENTIVE MAINTENANCE	5307	\$7,000,000	\$5,600,000	\$5,600,000			11.7A.00	
2027	RTD0011172	Operating	CCRTA - PREVENTIVE MAINTENANCE	SCA	\$7,000,000	\$1,400,000		\$1,400,000		11.7A.00	
2027	RTD0011173	Operating	CCRTA - OPERATING ASSISTANCE	5307	\$1,600,000	\$1,280,000	\$1,280,000			30.09.01	
2027	RTD0011173	Operating	CCRTA - OPERATING ASSISTANCE	SCA	\$1,600,000	\$320,000		\$320,000		30.09.01	
2027	RTD0011263	Operating	CCRTA - MOBILITY MANAGEMENT	5307	\$1,700,000	\$1,360,000	\$1,360,000			11.7L.00	
2027	RTD0011263	Operating	CCRTA - MOBILITY MANAGEMENT	RTACAP	\$1,700,000	\$340,000		\$340,000		11.7L.00	
2027	RTD0011266	Operating	CCRTA - NON FIXED ROUTE ADA PARA SERV	5307	\$750,000	\$600,000	\$600,000			11.7C.00	
2027	RTD0011266	Operating	CCRTA - NON FIXED ROUTE ADA PARA SERV	SCA	\$750,000	\$150,000		\$150,000		11.7C.00	

Year	MassDOT Project ID	Program	MassDOT Project Description	Funding Source	Total Project Cost	Total Programmed Funds	Federal Funds	State Funds	Other Funds	FTA Line Item	Other Information
2027	RTD0011176	RTA Facility & System Modernization	CCRTA - REHAB/RENOVATE - BUS TERMINAL	5339	\$100,000	\$80,000	\$80,000			11.34.01	
2027	RTD0011176	RTA Facility & System Modernization	CCRTA - REHAB/RENOVATE - BUS TERMINAL	RTACAP	\$100,000	\$20,000		\$20,000		11.34.01	
2027	RTD0011177	RTA Facility & System Modernization	CCRTA- South Dennis Operations Center-Rehab-Renovate-Maintenance Facility	5339	\$100,000	\$80,000	\$80,000			11.44.02	
2027	RTD0011177	RTA Facility & System Modernization	CCRTA- South Dennis Operations Center-Rehab-Renovate-Maintenance Facility	RTACAP	\$100,000	\$20,000		\$20,000		11.44.02	
2027	RTD0011265	RTA Facility & System Modernization	CCRTA - CONSTRUCTION - BUS SHELTERS	5339	\$100,000	\$80,000	\$80,000			11.33.10	
2027	RTD0011265	RTA Facility & System Modernization	CCRTA - CONSTRUCTION - BUS SHELTERS	RTACAP	\$100,000	\$20,000		\$20,000		11.33.10	
2027	RTD0011178	RTA Facility & Vehicle Maintenance	CCRTA-South Dennis Bus Operations Center-Acquire Misc. Support Equipment	5307	\$900,000	\$720,000	\$720,000			11.42.20	
2027	RTD0011178	RTA Facility & Vehicle Maintenance	CCRTA-South Dennis Bus Operations Center-Acquire Misc. Support Equipment	RTACAP	\$900,000	\$180,000		\$180,000		11.42.20	
2027	RTD0011175	RTA Fleet Upgrades	CCRTA - BUY REPLACEMENT <30 FT BUS BATTERY ELECTRIC BUS	5339	\$2,000,000	\$1,600,000	\$1,600,000			11.12.04	Replacement of conventional diesel bus with BEB
2027	RTD0011175	RTA Fleet Upgrades	CCRTA - BUY REPLACEMENT <30 FT BUS BATTERY ELECTRIC BUS	RTACAP	\$2,000,000	\$400,000		\$400,000		11.12.04	Replacement of conventional diesel bus with BEB
Franklin Regional Transit Authority						\$25,000		\$25,000			
2027	RTD0011240	RTA Facility & Vehicle Maintenance	FRTA - BUY ASSOC CAP MAINT ITEMS	RTACAP	\$15,000	\$15,000		\$15,000		11.12.40	
2027	RTD0011241	RTA Facility & Vehicle Maintenance	FRTA - REHAB/RENOVATE - SHOP EQUIPMENT	RTACAP	\$10,000	\$10,000		\$10,000		11.42.06	
Greater Attleboro-Taunton Regional Transit Authority						\$6,395,000	\$3,060,000	\$2,635,000	\$700,000		
2027	RTD0011412	Operating	Greater Attleboro-Taunton Regional Transit Authority - Non Fixed Route ADA Paratransit Operating	5307	\$1,650,000	\$1,320,000	\$1,320,000			30.09.01	
2027	RTD0011412	Operating	Greater Attleboro-Taunton Regional Transit Authority - Non Fixed Route ADA Paratransit Operating	SCA	\$1,650,000	\$330,000		\$330,000		30.09.01	
2027	RTD0011413	Operating	Greater Attleboro-Taunton Regional Transit Authority - Mobility Management	5307	\$175,000	\$140,000	\$140,000			30.09.01	
2027	RTD0011413	Operating	Greater Attleboro-Taunton Regional Transit Authority - Mobility Management	SCA	\$175,000	\$35,000		\$35,000		30.09.01	
2027	RTD0011415	Operating	Greater Attleboro-Taunton Regional Transit Authority - Short Range Transit Planning	5307	\$100,000	\$80,000	\$80,000			00	
2027	RTD0011415	Operating	Greater Attleboro-Taunton Regional Transit Authority - Short Range Transit Planning	SCA	\$100,000	\$20,000		\$20,000		00	
2027	RTD0011416	Operating	Greater Attleboro-Taunton Regional Transit Authority - Fixed Route Operating Assistance	SCA	\$750,000	\$750,000		\$750,000		00	
2027	RTD0011417	Operating	Greater Attleboro-Taunton Regional Transit Authority - Preventative Maintenance	SCA	\$1,120,000	\$1,120,000		\$1,120,000		00	
2027	RTD0011411	RTA Facility & Vehicle Maintenance	Greater Attleboro-Taunton Regional Transit Authority - Miscellaneous Support Equipment	5307	\$100,000	\$80,000	\$80,000			11.42.20	
2027	RTD0011411	RTA Facility & Vehicle Maintenance	Greater Attleboro-Taunton Regional Transit Authority - Miscellaneous Support Equipment	RTACAP	\$100,000	\$20,000		\$20,000		11.42.20	
2027	RTD0011422	RTA Fleet Upgrades	Greater Attleboro-Taunton Regional Transit Authority - Buy Replacement 35-FT Buses (2) - BEB	5307	\$1,800,000	\$1,440,000	\$1,440,000			11.12.02	
2027	RTD0011422	RTA Fleet Upgrades	Greater Attleboro-Taunton Regional Transit Authority - Buy Replacement 35-FT Buses (2) - BEB	RTACAP	\$1,800,000	\$360,000		\$360,000		11.12.02	
2027	RTD0011414	RTA Vehicle Replacement	Greater Attleboro-Taunton Regional Transit Authority - Buy Replacement Vans - 8	LF	\$700,000	\$700,000			\$700,000	00	
Lowell Regional Transit Authority						\$27,361,130	\$18,856,993	\$4,996,975	\$3,507,162		
2027	RTD0011231	Operating	LRTA - SHORT RANGE TRANSIT PLANNING 2027	5307	\$110,000	\$88,000	\$88,000			44.24.00	
2027	RTD0011231	Operating	LRTA - SHORT RANGE TRANSIT PLANNING 2027	LF	\$110,000	\$22,000			\$22,000	44.24.00	
2027	RTD0011234	Operating	LRTA - OPERATING ASSISTANCE 2027	5307	\$13,757,130	\$5,344,993	\$5,344,993			30.09.01	
2027	RTD0011234	Operating	LRTA - OPERATING ASSISTANCE 2027	LF	\$13,757,130	\$3,485,162			\$3,485,162	30.09.01	
2027	RTD0011234	Operating	LRTA - OPERATING ASSISTANCE 2027	SCA	\$13,757,130	\$4,926,975		\$4,926,975		30.09.01	



Year	MassDOT Project ID	Program	MassDOT Project Description	Funding Source	Total Project Cost	Total Programmed Funds	Federal Funds	State Funds	Other Funds	FTA Line Item	Other Information
2027	RTD0011232	RTA Facility & Vehicle Maintenance	LRTA - PURCHASE CAPITAL SPARE PARTS	5307	\$100,000	\$80,000	\$80,000			11.12.40	
2027	RTD0011232	RTA Facility & Vehicle Maintenance	LRTA - PURCHASE CAPITAL SPARE PARTS	RTACAP	\$100,000	\$20,000		\$20,000		11.12.40	
2027	RTD0011233	RTA Facility & Vehicle Maintenance	LRTA - IT EQUIPMENT & MAINTENANCE	5307	\$10,000	\$8,000	\$8,000			11.12.40	
2027	RTD0011233	RTA Facility & Vehicle Maintenance	LRTA - IT EQUIPMENT & MAINTENANCE	RTACAP	\$10,000	\$2,000		\$2,000		11.12.40	
2027	RTD0011236	RTA Facility & Vehicle Maintenance	LRTA - TERMINAL & BUILDING EQUIPMENT AND MAINTENANCE	5307	\$200,000	\$160,000	\$160,000			11.12.40	
2027	RTD0011236	RTA Facility & Vehicle Maintenance	LRTA - TERMINAL & BUILDING EQUIPMENT AND MAINTENANCE	RTACAP	\$200,000	\$40,000		\$40,000		11.12.40	
2027	RTD0011235	RTA Fleet Upgrades	LRTA - REVENUE VEHICLE REPLACEMENT - BATTERY ELECTRIC BUSES (12) - DISCRETIONARY	OF	\$16,430,000	\$13,144,000	\$13,144,000			11.12.02	
2027	RTD0011237	RTA Vehicle Replacement	LRTA - NONREVENUE VEHICLE REPLACEMENT - ADMINISTRATIVE VEHICLE	5307	\$40,000	\$32,000	\$32,000			11.42.11	
2027	RTD0011237	RTA Vehicle Replacement	LRTA - NONREVENUE VEHICLE REPLACEMENT - ADMINISTRATIVE VEHICLE	RTACAP	\$40,000	\$8,000		\$8,000		11.42.11	
Martha's Vineyard Transit Authority						\$2,425,000		\$2,425,000			
2027	RTD0011257	Operating	BUY REPLACEMENT 40-FT BUS	SCA	\$1,200,000	\$1,200,000		\$1,200,000		11.12.01	
2027	RTD0011223	RTA Facility & System Modernization	REHAB/RENOVATE - MISC SUPPORT EQUIPMENT	RTACAP	\$300,000	\$300,000		\$300,000		11.44.20	
2027	RTD0011218	RTA Facility & Vehicle Maintenance	REHAB/RENOVATE - BUS PASSENGER SHELTERS	RTACAP	\$50,000	\$50,000		\$50,000		11.34.10	
2027	RTD0011224	RTA Facility & Vehicle Maintenance	REHAB/REBUILD - CAPITOL BUS	RTACAP	\$300,000	\$300,000		\$300,000		11.14.01	
2027	RTD0011219	RTA Replacement Facilities	REHAB/RENOVATE - ADMIN/MAINT FACILITY	RTACAP	\$250,000	\$250,000		\$250,000		11.44.03	
2027	RTD0011217	RTA Vehicle Replacement	REHAB/RENOVATE - SUPPORT VEHICLES	RTACAP	\$250,000	\$250,000		\$250,000		11.44.11	
2027	RTD0011261	RTA Vehicle Replacement	BUY REPLACEMENT VAN	RTACAP	\$75,000	\$75,000		\$75,000		11.12.15	
Massachusetts Bay Transportation Authority						\$703,765,249	\$463,012,199		\$240,753,050		
2027	MBTA053	Bridge & Tunnel Program	Bridge & Tunnel Program	5307	\$12,500,000	\$10,000,000	\$10,000,000			12.24.05	
2027	MBTA053	Bridge & Tunnel Program	Bridge & Tunnel Program	LF	\$12,500,000	\$2,500,000			\$2,500,000	12.24.05	
2027	MBTA057	Bridge & Tunnel Program	Bridge & Tunnel Program	5337	\$123,293,658	\$98,634,926	\$98,634,926			12.24.05	
2027	MBTA057	Bridge & Tunnel Program	Bridge & Tunnel Program	LF	\$123,293,658	\$24,658,732			\$24,658,732	12.24.05	
2027	MBTA061	Bus Program	Bus Program	5339	\$8,665,523	\$6,932,418	\$6,932,418			11.12.01	
2027	MBTA061	Bus Program	Bus Program	LF	\$8,665,523	\$1,733,105			\$1,733,105	11.12.01	
2027	MBTA054	Revenue Vehicle Program	Revenue Vehicle Program	5307	\$150,775,657	\$120,620,526	\$120,620,526			12.12.01	
2027	MBTA054	Revenue Vehicle Program	Revenue Vehicle Program	LF	\$150,775,657	\$30,155,131			\$30,155,131	12.12.01	
2027	MBTA058	Revenue Vehicle Program	Revenue Vehicle Program	5337	\$28,446,644	\$22,757,316	\$22,757,316			12.12.01	
2027	MBTA058	Revenue Vehicle Program	Revenue Vehicle Program	LF	\$28,446,644	\$5,689,328			\$5,689,328	12.12.01	
2027	MBTA063	RRIF/TIFIA Financing Program	RRIF/TIFIA Financing Program	ONF	\$125,000,000	\$125,000,000			\$125,000,000	12.24.05	
2027	MBTA055	Signals/Systems Upgrade Program	Signals/Systems Upgrade Program	5307	\$61,975,162	\$49,580,129	\$49,580,129			12.62.01	
2027	MBTA055	Signals/Systems Upgrade Program	Signals/Systems Upgrade Program	LF	\$61,975,162	\$12,395,033			\$12,395,033	12.62.01	
2027	MBTA059	Signals/Systems Upgrade Program	Signals/Systems Upgrade Program	5337	\$45,142,003	\$36,113,602	\$36,113,602			12.62.01	
2027	MBTA059	Signals/Systems Upgrade Program	Signals/Systems Upgrade Program	LF	\$45,142,003	\$9,028,401			\$9,028,401	12.62.01	



Year	MassDOT Project ID	Program	MassDOT Project Description	Funding Source	Total Project Cost	Total Programmed Funds	Federal Funds	State Funds	Other Funds	FTA Line Item	Other Information
2027	MBTA056	Stations and Facilities Program	Stations and Facilities Program	5307	\$34,276,795	\$27,421,436	\$27,421,436			12.34.03	
2027	MBTA056	Stations and Facilities Program	Stations and Facilities Program	LF	\$34,276,795	\$6,855,359			\$6,855,359	12.34.03	
2027	MBTA060	Stations and Facilities Program	Stations and Facilities Program	5337	\$113,689,807	\$90,951,845	\$90,951,845			12.34.03	
2027	MBTA060	Stations and Facilities Program	Stations and Facilities Program	LF	\$113,689,807	\$22,737,962			\$22,737,962	12.34.03	
MassDOT						\$29,254,308	\$11,004,308	\$18,250,000			
2027	RTDTBD01	Mobility Assistance Program	MASSDOT - STATEWIDE -MOBILITY ASSISTANCE PROGRAM	5310	\$12,004,308	\$7,004,308	\$7,004,308			00	
2027	RTDTBD01	Mobility Assistance Program	MASSDOT - STATEWIDE -MOBILITY ASSISTANCE PROGRAM	MAP	\$12,004,308	\$5,000,000		\$5,000,000		00	
2027	RTDTBD06	RTA Facility & System Modernization	MASSDOT - STATEWIDE - RTA PLANNING ASSISTANCE	RTACAP	\$2,000,000	\$2,000,000		\$2,000,000		00	
2027	RTDTBD10	RTA Facility & System Modernization	MASSDOT - STATEWIDE - CIP PROCESS IMPROVEMENT	RTACAP	\$250,000	\$250,000		\$250,000		00	
2027	RTDTBD27	RTA Facility & System Modernization	MASSDOT - STATEWIDE -RTA FACILITY AND SYSTEM MODERNIZATION	RTACAP	\$5,000,000	\$5,000,000		\$5,000,000		00	
2027	RTDTBD11	RTA Vehicle Replacement	MASSDOT - STATEWIDE - BUS AND BUS FACILITIES	5339	\$8,000,000	\$4,000,000	\$4,000,000			00	
2027	RTDTBD11	RTA Vehicle Replacement	MASSDOT - STATEWIDE - BUS AND BUS FACILITIES	RTACAP	\$8,000,000	\$4,000,000		\$4,000,000		00	
2027	RTD0011150	Technical Assistance	MASSDOT - STATEWIDE -RTA TECHNICAL ASSISTANCE	MAP	\$2,000,000	\$0		\$0		00	
2027	RTD0011150	Technical Assistance	MASSDOT - STATEWIDE -RTA TECHNICAL ASSISTANCE	RTACAP	\$2,000,000	\$2,000,000		\$2,000,000		00	
Merrimack Valley Regional Transportation Authority						\$21,635,700	\$16,733,060	\$4,902,640			
2027	RTD0011311	Operating	Merrimack Valley Regional Transit Authority- OPERATING ASSISTANCE	5307	\$1,585,000	\$792,500	\$792,500			30.09.01	
2027	RTD0011311	Operating	Merrimack Valley Regional Transit Authority- OPERATING ASSISTANCE	SCA	\$1,585,000	\$792,500		\$792,500		30.09.01	
2027	RTD0011313	Operating	Merrimack Valley Regional Transit Authority- PLANNING	5307	\$120,000	\$96,000	\$96,000			44.22.00	
2027	RTD0011313	Operating	Merrimack Valley Regional Transit Authority- PLANNING	RTACAP	\$120,000	\$24,000		\$24,000		44.22.00	
2027	RTD0011314	Operating	Merrimack Valley Regional Transit Authority - NON FIXED ROUTE ADA PARA SERV	5307	\$2,305,700	\$1,844,560	\$1,844,560			30.09.01	
2027	RTD0011314	Operating	Merrimack Valley Regional Transit Authority - NON FIXED ROUTE ADA PARA SERV	SCA	\$2,305,700	\$461,140		\$461,140		30.09.01	
2027	RTD0011319	RTA Facility & System Modernization	Merrimack Valley Regional Transit Authority - CONSTRUCT - MISC EQUIPMENT	RTACAP	\$125,000	\$125,000		\$125,000		11.33.20	
2027	RTD0011312	RTA Facility & Vehicle Maintenance	Merrimack Valley Regional Transit Authority - PREVENTIVE MAINTENANCE	5307	\$2,500,000	\$2,000,000	\$2,000,000			11.7A.00	
2027	RTD0011312	RTA Facility & Vehicle Maintenance	Merrimack Valley Regional Transit Authority - PREVENTIVE MAINTENANCE	RTACAP	\$2,500,000	\$500,000		\$500,000		11.7A.00	
2027	RTD0011315	RTA Fleet Upgrades	Merrimack Valley Regional Transit Authority - BUY REPLACEMENT 35-FT BUS	OF	\$10,000,000	\$8,000,000	\$8,000,000			11.12.02	
2027	RTD0011315	RTA Fleet Upgrades	Merrimack Valley Regional Transit Authority - BUY REPLACEMENT 35-FT BUS	RTACAP	\$10,000,000	\$2,000,000		\$2,000,000		11.12.02	
2027	RTD0011316	RTA Fleet Upgrades	Merrimack Valley Regional Transit Authority - CONSTRUCT - MISC EQUIPMENT	5307	\$5,000,000	\$4,000,000	\$4,000,000			11.43.20	
2027	RTD0011316	RTA Fleet Upgrades	Merrimack Valley Regional Transit Authority - CONSTRUCT - MISC EQUIPMENT	RTACAP	\$5,000,000	\$1,000,000		\$1,000,000		11.43.20	
MetroWest Regional Transit Authority						\$5,445,903	\$4,356,722	\$1,089,181			
2027	RTD0011195	Operating	MetroWest Regional Transit Authority - OPERATING ASSISTANCE NON FIXED ROUTE ADA PARA SERV	5307	\$2,000,000	\$1,600,000	\$1,600,000			30.09.01	
2027	RTD0011195	Operating	MetroWest Regional Transit Authority - OPERATING ASSISTANCE NON FIXED ROUTE ADA PARA SERV	SCA	\$2,000,000	\$400,000		\$400,000		30.09.01	
2027	RTD0011196	RTA Facility & Vehicle Maintenance	MetroWest Regional Transit Authority - TERMINAL, INTERMODAL (TRANSIT) - BLANDIN	5307	\$708,125	\$566,500	\$566,500			11.34.01	

Year	MassDOT Project ID	Program	MassDOT Project Description	Funding Source	Total Project Cost	Total Programmed Funds	Federal Funds	State Funds	Other Funds	FTA Line Item	Other Information
2027	RTD0011196	RTA Facility & Vehicle Maintenance	MetroWest Regional Transit Authority - TERMINAL, INTERMODAL (TRANSIT) - BLANDIN	RTACAP	\$708,125	\$141,625		\$141,625		11.34.01	
2027	RTD0011197	RTA Facility & Vehicle Maintenance	MetroWest Regional Transit Authority - TECHNOLOGY SUPPORT/CAPITAL OUTREACH	5307	\$200,000	\$160,000	\$160,000			44.27.00	
2027	RTD0011197	RTA Facility & Vehicle Maintenance	MetroWest Regional Transit Authority - TECHNOLOGY SUPPORT/CAPITAL OUTREACH	RTACAP	\$200,000	\$40,000		\$40,000		44.27.00	
2027	RTD0011198	RTA Facility & Vehicle Maintenance	MetroWest Regional Transit Authority - ACQUISITION OF BUS SUPPORT EQUIP/FACILITIES	5307	\$450,000	\$360,000	\$360,000			11.42.20	
2027	RTD0011198	RTA Facility & Vehicle Maintenance	MetroWest Regional Transit Authority - ACQUISITION OF BUS SUPPORT EQUIP/FACILITIES	RTACAP	\$450,000	\$90,000		\$90,000		11.42.20	
2027	RTD0011199	RTA Facility & Vehicle Maintenance	MetroWest Regional Transit Authority - TERMINAL, INTERMODAL (TRANSIT) - Framingham Commuter Rail Station	5307	\$6,500	\$5,200	\$5,200			11.34.03	
2027	RTD0011199	RTA Facility & Vehicle Maintenance	MetroWest Regional Transit Authority - TERMINAL, INTERMODAL (TRANSIT) - Framingham Commuter Rail Station	RTACAP	\$6,500	\$1,300		\$1,300		11.34.03	
2027	RTD0011201	RTA Fleet Upgrades	MetroWest Regional Transit Authority - 2027 ELECTRIC VEHICLE (EV) ADDTL ELECTRIFICATION COSTS	5339	\$900,000	\$720,000	\$720,000			11.52.20	
2027	RTD0011201	RTA Fleet Upgrades	MetroWest Regional Transit Authority - 2027 ELECTRIC VEHICLE (EV) ADDTL ELECTRIFICATION COSTS	RTACAP	\$900,000	\$180,000		\$180,000		11.52.20	
2027	RTD0011200	RTA Vehicle Replacement	MetroWest Regional Transit Authority - 5339 COMPETITIVE REVENUE VEHICLE REPLACEMENT - DISCRETIONARY	DRTACAP	\$590,639	\$118,128		\$118,128		11.12.04	\$118,128 Discretionary Bond Cap Match Federal Transit Discretionary Grant
2027	RTD0011200	RTA Vehicle Replacement	MetroWest Regional Transit Authority - 5339 COMPETITIVE REVENUE VEHICLE REPLACEMENT - DISCRETIONARY	OF	\$590,639	\$472,511	\$472,511			11.12.04	\$118,128 Discretionary Bond Cap Match Federal Transit Discretionary Grant
2027	RTD0011202	RTA Vehicle Replacement	MetroWest Regional Transit Authority - VEHICLE REPLACEMENT - Cutaways #2 of 2	5339	\$590,639	\$472,511	\$472,511			11.12.04	
2027	RTD0011202	RTA Vehicle Replacement	MetroWest Regional Transit Authority - VEHICLE REPLACEMENT - Cutaways #2 of 2	RTACAP	\$590,639	\$118,128		\$118,128		11.12.04	
Montachusett Regional Transit Authority						\$1,323,885	\$1,059,108	\$264,777			
2027	RTD0011061	RTA Facility & System Modernization	MART-Rehab Gardner Maintenance Facility	5307	\$478,885	\$383,108	\$383,108			11.44.02	
2027	RTD0011061	RTA Facility & System Modernization	MART-Rehab Gardner Maintenance Facility	RTACAP	\$478,885	\$95,777		\$95,777		11.44.02	
2027	RTD0011220	RTA Facility & System Modernization	MART IT & Telephony System Upgrades	5307	\$150,000	\$120,000	\$120,000			11.42.20	
2027	RTD0011220	RTA Facility & System Modernization	MART IT & Telephony System Upgrades	RTACAP	\$150,000	\$30,000		\$30,000		11.42.20	
2027	RTD0011024	RTA Facility & Vehicle Maintenance	MART-Rehab Leominster Parking Garage	5307	\$445,000	\$356,000	\$356,000			11.44.02	
2027	RTD0011024	RTA Facility & Vehicle Maintenance	MART-Rehab Leominster Parking Garage	RTACAP	\$445,000	\$89,000		\$89,000		11.44.02	
2027	RTD0011216	RTA Facility & Vehicle Maintenance	MART - Preventative Maintenance Facilities	5307	\$250,000	\$200,000	\$200,000			11.7A.00	
2027	RTD0011216	RTA Facility & Vehicle Maintenance	MART - Preventative Maintenance Facilities	RTACAP	\$250,000	\$50,000		\$50,000		11.7A.00	
Nantucket Regional Transit Authority						\$1,435,000		\$1,435,000			
2027	RTD0011295	RTA Facility & System Modernization	NRTA- TRAVELER INFORMATION	RTACAP	\$75,000	\$75,000		\$75,000		11.32.09	
2027	RTD0011297	RTA Facility & System Modernization	NRTA- REHAB/RENOVATE - MOBILE FARE COLL EQUIP	RTACAP	\$25,000	\$25,000		\$25,000		11.44.10	
2027	RTD0011298	RTA Facility & System Modernization	NRTA - REHAB/RENOVATE BUS SUPPORT FACIL/EQUIP	RTACAP	\$50,000	\$50,000		\$50,000		11.44.20	
2027	RTD0011296	RTA Facility & Vehicle Maintenance	NRTA- PREVENTIVE MAINTENANCE	RTACAP	\$85,000	\$85,000		\$85,000		11.7A.00	

Year	MassDOT Project ID	Program	MassDOT Project Description	Funding Source	Total Project Cost	Total Programmed Funds	Federal Funds	State Funds	Other Funds	FTA Line Item	Other Information
2027	RTD0011294	RTA Vehicle Replacement	NRTA- BUY REPLACEMENT <30 FT BUS	RTACAP	\$1,200,000	\$1,200,000		\$1,200,000		11.12.03	
Pioneer Valley Transit Authority						\$33,349,875	\$23,164,404	\$6,582,564	\$3,602,907		
2027	RTD0011404	Operating	Pioneer Valley Transit Authority - SHORT RANGE TRANSIT PLANNING - PVPC	5307	\$255,000	\$204,000	\$204,000			44.24.00	
2027	RTD0011404	Operating	Pioneer Valley Transit Authority - SHORT RANGE TRANSIT PLANNING - PVPC	SCA	\$255,000	\$51,000		\$51,000		44.24.00	
2027	RTD0011405	Operating	Pioneer Valley Transit Authority - NON FIXED ROUTE ADA PARA SERV	5307	\$1,024,648	\$819,718	\$819,718			11.7C.00	
2027	RTD0011405	Operating	Pioneer Valley Transit Authority - NON FIXED ROUTE ADA PARA SERV	SCA	\$1,024,648	\$204,930		\$204,930		11.7C.00	
2027	RTD0011406	Operating	Pioneer Valley Transit Authority - PREVENTIVE MAINTENANCE	5307	\$3,509,193	\$2,807,354	\$2,807,354			11.7A.00	
2027	RTD0011406	Operating	Pioneer Valley Transit Authority - PREVENTIVE MAINTENANCE	SCA	\$3,509,193	\$701,839		\$701,839		11.7A.00	
2027	RTD0011396	RTA Facility & System Modernization	Pioneer Valley Transit Authority - PURCHASE BICYCLE ACCESS, FACIL & EQUIP ON BUSES	5307	\$7,000	\$5,600	\$5,600			11.92.06	
2027	RTD0011396	RTA Facility & System Modernization	Pioneer Valley Transit Authority - PURCHASE BICYCLE ACCESS, FACIL & EQUIP ON BUSES	RTACAP	\$7,000	\$1,400		\$1,400		11.92.06	
2027	RTD0011397	RTA Facility & System Modernization	Pioneer Valley Transit Authority - ITS	5307	\$2,779,710	\$2,223,768	\$2,223,768			11.62.02	
2027	RTD0011397	RTA Facility & System Modernization	Pioneer Valley Transit Authority - ITS	RTACAP	\$2,779,710	\$555,942		\$555,942		11.62.02	
2027	RTD0011398	RTA Facility & System Modernization	Pioneer Valley Transit Authority - Northampton Bus Maintenance Facility Site Access Control and Pavement Repair	5307	\$450,000	\$341,782	\$341,782			11.44.03	
2027	RTD0011398	RTA Facility & System Modernization	Pioneer Valley Transit Authority - Northampton Bus Maintenance Facility Site Access Control and Pavement Repair	RTACAP	\$450,000	\$108,218		\$108,218		11.44.03	
2027	RTD0011399	RTA Facility & System Modernization	Pioneer Valley Transit Authority - REHAB/RENOVATE - MAINTENANCE FACILITY - Umass Lateral Expansion	5307	\$1,480,000	\$1,184,000	\$1,184,000			11.44.02	
2027	RTD0011399	RTA Facility & System Modernization	Pioneer Valley Transit Authority - REHAB/RENOVATE - MAINTENANCE FACILITY - Umass Lateral Expansion	RTACAP	\$1,480,000	\$296,000		\$296,000		11.44.02	
2027	RTD0011410	RTA Facility & System Modernization	Pioneer Valley Transit Authority - CONSTRUCTION - BUS SHELTERS	5307	\$58,753	\$47,002	\$47,002			11.33.10	
2027	RTD0011410	RTA Facility & System Modernization	Pioneer Valley Transit Authority - CONSTRUCTION - BUS SHELTERS	RTACAP	\$58,753	\$11,751		\$11,751		11.33.10	
2027	RTD0011390	RTA Facility & Vehicle Maintenance	Pioneer Valley Transit Authority - ACQUIRE - SHOP EQUIPMENT	5307	\$150,000	\$120,000	\$120,000			11.42.06	
2027	RTD0011390	RTA Facility & Vehicle Maintenance	Pioneer Valley Transit Authority - ACQUIRE - SHOP EQUIPMENT	RTACAP	\$150,000	\$30,000		\$30,000		11.42.06	
2027	RTD0011391	RTA Facility & Vehicle Maintenance	Pioneer Valley Transit Authority - State of Good Repair	5307	\$20,000	\$16,000	\$16,000			11.7A.00	
2027	RTD0011391	RTA Facility & Vehicle Maintenance	Pioneer Valley Transit Authority - State of Good Repair	RTACAP	\$20,000	\$4,000		\$4,000		11.7A.00	
2027	RTD0011393	RTA Facility & Vehicle Maintenance	Pioneer Valley Transit Authority - Environmental Compliance	5307	\$40,000	\$32,000	\$32,000			11.44.02	
2027	RTD0011393	RTA Facility & Vehicle Maintenance	Pioneer Valley Transit Authority - Environmental Compliance	RTACAP	\$40,000	\$8,000		\$8,000		11.44.02	
2027	RTD0011395	RTA Facility & Vehicle Maintenance	Pioneer Valley Transit Authority - Signage and Lighting	5307	\$15,000	\$12,000	\$12,000			11.93.08	
2027	RTD0011395	RTA Facility & Vehicle Maintenance	Pioneer Valley Transit Authority - Signage and Lighting	RTACAP	\$15,000	\$3,000		\$3,000		11.93.08	
2027	RTD0011400	RTA Facility & Vehicle Maintenance	Pioneer Valley Transit Authority - REHAB/RENOVATE - ADMIN/MAINT FACILITY Main St Paratransit O&M - Fuel UST and AST and Steel Painting	5307	\$720,000	\$576,000	\$576,000			11.44.03	
2027	RTD0011400	RTA Facility & Vehicle Maintenance	Pioneer Valley Transit Authority - REHAB/RENOVATE - ADMIN/MAINT FACILITY Main St Paratransit O&M - Fuel UST and AST and Steel Painting	RTACAP	\$720,000	\$144,000		\$144,000		11.44.03	

Year	MassDOT Project ID	Program	MassDOT Project Description	Funding Source	Total Project Cost	Total Programmed Funds	Federal Funds	State Funds	Other Funds	FTA Line Item	Other Information
2027	RTD0011402	RTA Facility & Vehicle Maintenance	Pioneer Valley Transit Authority - REHAB/RENOVATE - ADMIN/MAINT FACILITY HVAC	5307	\$120,000	\$96,000	\$96,000			11.44.03	
2027	RTD0011402	RTA Facility & Vehicle Maintenance	Pioneer Valley Transit Authority - REHAB/RENOVATE - ADMIN/MAINT FACILITY HVAC	RTACAP	\$120,000	\$24,000		\$24,000		11.44.03	
2027	RTD0011403	RTA Facility & Vehicle Maintenance	Pioneer Valley Transit Authority - REHAB/RENOVATE BUS SUPPORT FACIL/EQUIP Cottage St / Robbins Rd Admin	5307	\$40,000	\$32,000	\$32,000			11.44.03	
2027	RTD0011403	RTA Facility & Vehicle Maintenance	Pioneer Valley Transit Authority - REHAB/RENOVATE BUS SUPPORT FACIL/EQUIP Cottage St / Robbins Rd Admin	RTACAP	\$40,000	\$8,000		\$8,000		11.44.03	
2027	RTD0011384	RTA Fleet Upgrades	Pioneer Valley Transit Authority - REPLACEMENT 40-FT BUS - Electric	5307	\$3,797,482	\$3,037,986	\$3,037,986			11.12.01	
2027	RTD0011384	RTA Fleet Upgrades	Pioneer Valley Transit Authority - REPLACEMENT 40-FT BUS - Electric	RTACAP	\$3,797,482	\$759,496		\$759,496		11.12.01	
2027	RTD0011385	RTA Fleet Upgrades	Pioneer Valley Transit Authority - BUY REPLACEMENT 30-FT BUS (3) electric buses	VWSF	\$3,602,907	\$3,602,907			\$3,602,907	11.12.03	
2027	RTD0011386	RTA Fleet Upgrades	Pioneer Valley Transit Authority - REHAB/REBUILD ARTICULATED BUS (2) 60 ft	5307	\$824,000	\$659,200	\$659,200			11.14.06	
2027	RTD0011386	RTA Fleet Upgrades	Pioneer Valley Transit Authority - REHAB/REBUILD ARTICULATED BUS (2) 60 ft	RTACAP	\$824,000	\$164,800		\$164,800		11.14.06	
2027	RTD0011401	RTA Fleet Upgrades	Pioneer Valley Transit Authority - REHAB/RENOVATE - ADMIN/MAINT FACILITY Cottage St Electric Bus Charging	5307	\$290,000	\$232,000	\$232,000			11.44.03	
2027	RTD0011401	RTA Fleet Upgrades	Pioneer Valley Transit Authority - REHAB/RENOVATE - ADMIN/MAINT FACILITY Cottage St Electric Bus Charging	RTACAP	\$290,000	\$58,000		\$58,000		11.44.03	
2027	RTD0011382	RTA Vehicle Replacement	Pioneer Valley Transit Authority - BUY REPLACEMENT 40-FT BUS	5307	\$4,844,739	\$3,875,791	\$3,875,791			11.12.01	
2027	RTD0011382	RTA Vehicle Replacement	Pioneer Valley Transit Authority - BUY REPLACEMENT 40-FT BUS	RTACAP	\$4,844,739	\$968,948		\$968,948		11.12.01	
2027	RTD0011383	RTA Vehicle Replacement	Pioneer Valley Transit Authority - BUY REPLACEMENT 35-FT BUS	5307	\$4,728,312	\$3,782,649	\$3,782,649			11.12.02	
2027	RTD0011383	RTA Vehicle Replacement	Pioneer Valley Transit Authority - BUY REPLACEMENT 35-FT BUS	RTACAP	\$4,728,312	\$945,663		\$945,663		11.12.02	
2027	RTD0011387	RTA Vehicle Replacement	Pioneer Valley Transit Authority - BUY REPLACEMENT <30 FT BUS Type D Shuttle (1)	5307	\$333,123	\$266,498	\$266,498			11.12.04	
2027	RTD0011387	RTA Vehicle Replacement	Pioneer Valley Transit Authority - BUY REPLACEMENT <30 FT BUS Type D Shuttle (1)	RTACAP	\$333,123	\$66,625		\$66,625		11.12.04	
2027	RTD0011388	RTA Vehicle Replacement	Pioneer Valley Transit Authority - BUY REPLACEMENT VAN (20)	5307	\$1,414,455	\$1,131,564	\$1,131,564			11.12.15	
2027	RTD0011388	RTA Vehicle Replacement	Pioneer Valley Transit Authority - BUY REPLACEMENT VAN (20)	RTACAP	\$1,414,455	\$282,891		\$282,891		11.12.15	
2027	RTD0011389	RTA Vehicle Replacement	Pioneer Valley Transit Authority - ACQUIRE - Supervisory VEHICLES (4)	5307	\$74,263	\$59,410	\$59,410			11.42.11	
2027	RTD0011389	RTA Vehicle Replacement	Pioneer Valley Transit Authority - ACQUIRE - Supervisory VEHICLES (4)	RTACAP	\$74,263	\$14,853		\$14,853		11.42.11	
2027	RTD0011408	RTA Vehicle Replacement	Pioneer Valley Transit Authority - BUY REPLACEMENT 40-FT BUS (5)	5339	\$1,769,989	\$801,041	\$801,041			11.12.01	
2027	RTD0011408	RTA Vehicle Replacement	Pioneer Valley Transit Authority - BUY REPLACEMENT 40-FT BUS (5)	RTACAP	\$1,769,989	\$968,948		\$968,948		11.12.01	
2027	RTD0011409	RTA Vehicle Replacement	Pioneer Valley Transit Authority - BUY REPLACEMENT 35-FT BUS	5339	\$1,001,301	\$801,041	\$801,041			11.12.02	
2027	RTD0011409	RTA Vehicle Replacement	Pioneer Valley Transit Authority - BUY REPLACEMENT 35-FT BUS	RTACAP	\$1,001,301	\$200,260		\$200,260		11.12.02	
Southeastern Regional Transit Authority						\$32,638,443	\$31,910,755	\$712,688	\$15,000		
2027	RTD0011185	Operating	SRTA - SHORT RANGE TRANSIT PLANNING	5307	\$75,000	\$60,000	\$60,000			44.24.00	
2027	RTD0011185	Operating	SRTA - SHORT RANGE TRANSIT PLANNING	LF	\$75,000	\$15,000			\$15,000	44.24.00	
2027	RTD0011270	RTA Facility & System Modernization	SRTA - REHAB/RENOVATE BUS SUPPORT FACIL/EQUIP	5307	\$35,000	\$28,000	\$28,000			11.44.03	
2027	RTD0011270	RTA Facility & System Modernization	SRTA - REHAB/RENOVATE BUS SUPPORT FACIL/EQUIP	RTACAP	\$35,000	\$7,000		\$7,000		11.44.03	

Year	MassDOT Project ID	Program	MassDOT Project Description	Funding Source	Total Project Cost	Total Programmed Funds	Federal Funds	State Funds	Other Funds	FTA Line Item	Other Information
2027	RTD0011271	RTA Facility & System Modernization	SRTA - ACQUIRE - TRANSIT ENHANCEMENTS	5307	\$10,000	\$8,000	\$8,000			11.92.02	
2027	RTD0011271	RTA Facility & System Modernization	SRTA - ACQUIRE - TRANSIT ENHANCEMENTS	RTACAP	\$10,000	\$2,000		\$2,000		11.92.02	
2027	RTD0011274	RTA Facility & System Modernization	SRTA - ACQUIRE - ADP SOFTWARE (ITS)	5307	\$150,000	\$120,000	\$120,000			11.42.08	
2027	RTD0011274	RTA Facility & System Modernization	SRTA - ACQUIRE - ADP SOFTWARE (ITS)	RTACAP	\$150,000	\$30,000		\$30,000		11.42.08	
2027	RTD0011277	RTA Facility & System Modernization	SRTA - CONSTRUCT - MAINTENANCE FACILITY	OF	\$35,000,000	\$28,000,000	\$28,000,000			11.43.02	
2027	RTD0011184	RTA Facility & Vehicle Maintenance	SRTA - LEASE ASSOC CAP MAINT ITEMS (Tire Lease)	5307	\$90,000	\$72,000	\$72,000			11.16.40	
2027	RTD0011184	RTA Facility & Vehicle Maintenance	SRTA - LEASE ASSOC CAP MAINT ITEMS (Tire Lease)	RTACAP	\$90,000	\$18,000		\$18,000		11.16.40	
2027	RTD0011269	RTA Facility & Vehicle Maintenance	SRTA - ENGINEERING & DESIGN - BUS SUPPORT EQUIP/FACIL	5307	\$37,500	\$30,000	\$30,000			11.41.03	
2027	RTD0011269	RTA Facility & Vehicle Maintenance	SRTA - ENGINEERING & DESIGN - BUS SUPPORT EQUIP/FACIL	RTACAP	\$37,500	\$7,500		\$7,500		11.41.03	
2027	RTD0011272	RTA Facility & Vehicle Maintenance	SRTA - ACQUIRE - MISC SUPPORT EQUIPMENT	5307	\$20,000	\$16,000	\$16,000			11.42.20	
2027	RTD0011272	RTA Facility & Vehicle Maintenance	SRTA - ACQUIRE - MISC SUPPORT EQUIPMENT	RTACAP	\$20,000	\$4,000		\$4,000		11.42.20	
2027	RTD0011182	RTA Vehicle Replacement	SRTA - BUY REPLACEMENT 35-FT BUS (6) 5339(b) Competitive: FTA-2021-008	OF	\$14,400,000	\$0	\$0			11.12.02	
2027	RTD0011268	RTA Vehicle Replacement	SRTA - BUY REPLACEMENT VAN (3)	5339	\$180,943	\$144,755	\$144,755			11.12.15	
2027	RTD0011268	RTA Vehicle Replacement	SRTA - BUY REPLACEMENT VAN (3)	RTACAP	\$180,943	\$36,188		\$36,188		11.12.15	
2027	RTD0011273	RTA Vehicle Replacement	SRTA - ACQUIRE - SUPPORT VEHICLES (1)	5307	\$40,000	\$32,000	\$32,000			11.42.11	
2027	RTD0011273	RTA Vehicle Replacement	SRTA - ACQUIRE - SUPPORT VEHICLES (1)	RTACAP	\$40,000	\$8,000		\$8,000		11.42.11	
2027	RTD0011275	RTA Vehicle Replacement	SRTA - BUY REPLACEMENT 35-FT BUS (3) Statewide 5339	OF	\$2,400,000	\$2,040,000	\$2,040,000			11.12.02	
2027	RTD0011275	RTA Vehicle Replacement	SRTA - BUY REPLACEMENT 35-FT BUS (3) Statewide 5339	RTACAP	\$2,400,000	\$360,000		\$360,000		11.12.02	
2027	RTD0011276	RTA Vehicle Replacement	SRTA - BUY REPLACEMENT 35-FT BUS (2)	OF	\$1,600,000	\$1,360,000	\$1,360,000			11.12.02	
2027	RTD0011276	RTA Vehicle Replacement	SRTA - BUY REPLACEMENT 35-FT BUS (2)	RTACAP	\$1,600,000	\$240,000		\$240,000		11.12.02	
Worcester Regional Transit Authority						\$25,490,153	\$14,746,490	\$9,961,131	\$782,532		
2027	RTD0011186	Operating	Worcester Regional Transit Authority Regional Transit Authority: Operating Assistance - Fixed Route	5307	\$18,818,774	\$9,409,387	\$9,409,387			30.09.01	
2027	RTD0011186	Operating	Worcester Regional Transit Authority Regional Transit Authority: Operating Assistance - Fixed Route	SCA	\$18,818,774	\$9,409,387		\$9,409,387		30.09.01	
2027	RTD0011194	Operating	Worcester Regional Transit Authority: Rehabilitation of Union Station	5337	\$3,912,660	\$3,130,128	\$3,130,128			30.09.01	
2027	RTD0011194	Operating	Worcester Regional Transit Authority: Rehabilitation of Union Station	LF	\$3,912,660	\$782,532			\$782,532	30.09.01	
2027	RTD0011188	RTA Facility & System Modernization	Worcester Regional Transit Authority Regional Transit Authority: Purchase Support Equipment for Fixed Route and Demand Response	5307	\$640,020	\$512,016	\$512,016			11.42.20	
2027	RTD0011188	RTA Facility & System Modernization	Worcester Regional Transit Authority Regional Transit Authority: Purchase Support Equipment for Fixed Route and Demand Response	RTACAP	\$640,020	\$128,004		\$128,004		11.42.20	
2027	RTD0011190	RTA Facility & System Modernization	Worcester Regional Transit Authority Regional Transit Authority: Fixed Route Bus Shelters	5307	\$60,000	\$48,000	\$48,000			11.32.10	
2027	RTD0011190	RTA Facility & System Modernization	Worcester Regional Transit Authority Regional Transit Authority: Fixed Route Bus Shelters	RTACAP	\$60,000	\$12,000		\$12,000		11.32.10	

Year	MassDOT Project ID	Program	MassDOT Project Description	Funding Source	Total Project Cost	Total Programmed Funds	Federal Funds	State Funds	Other Funds	FTA Line Item	Other Information
2027	RTD0011191	RTA Facility & System Modernization	Worcester Regional Transit Authority Regional Transit Authority - Purchase Bus Stop and Electronic Signage for Fixed Route	5307	\$5,000	\$4,000	\$4,000			11.32.09	
2027	RTD0011191	RTA Facility & System Modernization	Worcester Regional Transit Authority Regional Transit Authority - Purchase Bus Stop and Electronic Signage for Fixed Route	RTACAP	\$5,000	\$1,000		\$1,000		11.32.09	
2027	RTD0011189	RTA Facility & Vehicle Maintenance	Worcester Regional Transit Authority Regional Transit Authority: Purchase Spare Parts for Revenue Rolling Stock	5307	\$971,245	\$776,996	\$776,996			11.12.40	
2027	RTD0011189	RTA Facility & Vehicle Maintenance	Worcester Regional Transit Authority Regional Transit Authority: Purchase Spare Parts for Revenue Rolling Stock	RTACAP	\$971,245	\$194,249		\$194,249		11.12.40	
2027	RTD0011192	RTA Facility & Vehicle Maintenance	Worcester Regional Transit Authority: Renovations and Maintenance to WRTA Hub	5307	\$5,000	\$4,000	\$4,000			11.34.01	
2027	RTD0011192	RTA Facility & Vehicle Maintenance	Worcester Regional Transit Authority: Renovations and Maintenance to WRTA Hub	RTACAP	\$5,000	\$1,000		\$1,000		11.34.01	
2027	RTD0011193	RTA Facility & Vehicle Maintenance	Worcester Regional Transit Authority: Renovations and Maintenance to WRTA Maintenance and Operations Facility	5307	\$104,454	\$83,563	\$83,563			11.44.02	
2027	RTD0011193	RTA Facility & Vehicle Maintenance	Worcester Regional Transit Authority: Renovations and Maintenance to WRTA Maintenance and Operations Facility	RTACAP	\$104,454	\$20,891		\$20,891		11.44.02	
2027	RTD0011187	RTA Vehicle Replacement	Worcester Regional Transit Authority Regional Transit Authority: Buy Replacement Van (7)	5307	\$973,000	\$778,400	\$778,400			11.12.15	
2027	RTD0011187	RTA Vehicle Replacement	Worcester Regional Transit Authority Regional Transit Authority: Buy Replacement Van (7)	RTACAP	\$973,000	\$194,600		\$194,600		11.12.15	

*Page intentionally left blank*





# Greenhouse Gas (GHG) Analysis Report

Program Activity: Highway

STIP: 2023 - 2027 (D)

MassDot Project ID	MassDOT Project Description	GHG Analysis Type	GHG Impact Description	GHG CO2 Impact (kg/yr)	Additional Information
Federal Fiscal Year 2023					
Berkshire Region					
605843	NORTH ADAMS- BRIDGE REPLACEMENT, N-14-016, ROUTE 2 OVER THE HOOSIC RIVER		No assumed impact/negligible impact on emissions	0	
606233	PITTSFIELD- INTERSECTION & SIGNAL IMPROVEMENTS AT FIRST STREET & NORTH STREET (NEAR BERKSHIRE MEDICAL CENTER)	Qualitative	Qualitative Decrease in Emissions	0	
608813	LANESBOROUGH- RESURFACING AND RELATED WORK ON ROUTE 7	Qualitative	Qualitative Decrease in Emissions	0	
609072	WILLIAMSTOWN- BRIDGE REPLACEMENT, W-37-010, MAIN STREET OVER HEMLOCK BROOK	Qualitative	No assumed impact/negligible impact on emissions	0	
609078	NEW MARLBOROUGH- BRIDGE REPLACEMENT, N-08-020, KEYES HILL ROAD OVER UMPACHENE RIVER	Qualitative	No assumed impact/negligible impact on emissions	0	
609289	PITTSFIELD- ASHUWILLTICOOK BIKE TRAIL EXTENSION, CRANE AVENUE TO MERRILL ROAD	Qualitative	Qualitative Decrease in Emissions	0	
610716	WILLIAMSTOWN- INTERSECTION IMPROVEMENTS AT ROUTE 7 AND ROUTE 43	Qualitative	Qualitative Decrease in Emissions	0	
Berkshire Region				Total GHG Increase (kg/year)	0
				Total GHG Reduction (kg/year)	0
				Total GHG Difference (kg/year)	0
Boston Region					
603722	LEXINGTON- BRIDGE REPLACEMENT, L-10-010, ROUTE 2A (MARRETT ROAD) OVER I-95/ROUTE 128		No assumed impact/negligible impact on emissions	0	
606130	NORWOOD- INTERSECTION IMPROVEMENTS @ ROUTE 1A & UPLAND ROAD/WASHINGTON STREET & PROSPECT STREET/FULTON STREET	Quantified	Quantified Decrease in Emissions from Traffic Operational Improvement	0	
606476	BOSTON- ROADWAY, CEILING, ARCH & WALL RECONSTRUCTION AND OTHER CONTROL SYSTEMS IN SUMNER TUNNEL	Qualitative	No assumed impact/negligible impact on emissions	0	
607244	WINTHROP- RECONSTRUCTION & RELATED WORK ALONG WINTHROP STREET & REVERE STREET CORRIDOR	Quantified	Quantified Decrease in Emissions from Complete Streets Project	0	

# Greenhouse Gas (GHG) Analysis Report

Program Activity: Highway

STIP: 2023 - 2027 (D)

MassDot Project ID	MassDOT Project Description	GHG Analysis Type	GHG Impact Description	GHG CO2 Impact (kg/yr)	Additional Information
607327	WILMINGTON- BRIDGE REPLACEMENT, W-38-002, ROUTE 38 (MAIN STREET) OVER THE B&M RAILROAD		No assumed impact/negligible impact on emissions	0	
607342	MILTON- INTERSECTION & SIGNAL IMPROVEMENTS @ ROUTE 28 (RANDOLPH AVENUE) & CHICKATAWBUT ROAD		No assumed impact/negligible impact on emissions	0	
607777	WATERTOWN- REHABILITATION OF MOUNT AUBURN STREET (ROUTE 16)	Quantified	Quantified Decrease in Emissions from Complete Streets Project	-634,598	
607899	DEDHAM- PEDESTRIAN IMPROVEMENTS ALONG BUSSEY STREET, INCLUDING SUPERSTRUCTURE REPLACEMENT, D-05-010, BUSSEY STREET OVER MOTHER BROOK	Quantified	Quantified Decrease in Emissions from Complete Streets Project	0	
607977	HOPKINTON- WESTBOROUGH- RECONSTRUCTION OF I-90/I-495 INTERCHANGE	Quantified	RTP project included in the statewide model	0	
608009	BOXBOROUGH- BRIDGE REPLACEMENT, B-18-002, ROUTE 111 OVER I-495		No assumed impact/negligible impact on emissions	0	
608208	QUINCY- MILTON- BOSTON- INTERSTATE MAINTENANCE & RELATED WORK ON I-93		No assumed impact/negligible impact on emissions	0	
608255	STOW- BRIDGE REPLACEMENT, S-29-011, BOX MILL ROAD OVER ELIZABETH BROOK		No assumed impact/negligible impact on emissions	0	
608348	BEVERLY- RECONSTRUCTION OF BRIDGE STREET	Quantified	Quantified Decrease in Emissions from Complete Streets Project	0	
608480	FOXBOROUGH- RESURFACING AND RELATED WORK ON ROUTE 1		No assumed impact/negligible impact on emissions	0	
608609	BOSTON- WESTWOOD- STEEL SUPERSTRUCTURE CLEANING (FULL REMOVAL) AND PAINTING OF 2 BRIDGES: B-16-118 & W-31-006		No assumed impact/negligible impact on emissions	0	
608707	QUINCY- RECONSTRUCTION OF SEA STREET	Quantified	Quantified Decrease in Emissions from Complete Streets Project	0	
608818	DANVERS- MIDDLETON- RESURFACING AND RELATED WORK ON ROUTE 114		No assumed impact/negligible impact on emissions	0	
608889	FRAMINGHAM- TRAFFIC SIGNAL INSTALLATION AT EDGELL ROAD AT CENTRAL STREET	Quantified	Quantified Decrease in Emissions from Complete Streets Project	0	

# Greenhouse Gas (GHG) Analysis Report

Program Activity: Highway

STIP: 2023 - 2027 (D)

MassDot Project ID	MassDOT Project Description	GHG Analysis Type	GHG Impact Description	GHG CO2 Impact (kg/yr)	Additional Information
608929	WILMINGTON- BRIDGE REPLACEMENT, W-38-003, BUTTERS ROW OVER MBTA		No assumed impact/negligible impact on emissions	0	
608933	PEABODY- REHABILITATION OF CENTRAL STREET	Quantified	Quantified Decrease in Emissions from Complete Streets Project	0	
609053	CANTON- DEDHAM- NORWOOD- HIGHWAY LIGHTING IMPROVEMENTS AT I-93 & I-95/128		No assumed impact/negligible impact on emissions	0	
609253	WILMINGTON- INTERSECTION IMPROVEMENTS AT LOWELL STREET (ROUTE 129) AND WOBURN STREET	Quantified	Quantified Decrease in Emissions from Traffic Operational Improvement	0	
609254	LYNN- INTERSECTION IMPROVEMENTS AT TWO INTERSECTIONS ON BROADWAY		No assumed impact/negligible impact on emissions	0	
610552	MARLBOROUGH- HUDSON- RAMP IMPROVEMENTS AND RELATED WORK AT I-495 (SB) TO I-290 (WB)		No assumed impact/negligible impact on emissions	0	
610674	NEWTON- RECONSTRUCTION OF COMMONWEALTH AVENUE (ROUTE 30), FROM EAST OF AUBURN STREET TO ASH STREET	Qualitative	No assumed impact/negligible impact on emissions	0	
610726	MEDFORD-READING-SOMERVILLE-STONEHAM-WINCHESTER- WOBURN- INTERSTATE PAVEMENT PRESERVATION ON I-93		No assumed impact/negligible impact on emissions	0	
610919	LYNN- NAHANT- NORTHERN STRAND EXTENSION	Qualitative	No assumed impact/negligible impact on emissions	0	
612624	BOSTON- DECK REPLACEMENT, B-16-056, CAMBRIDGE STREET OVER I-90, INCLUDES PRESERVATION OF B-16-057, LINCOLN STREET PED OVERPASS OVER I-90		No assumed impact/negligible impact on emissions	0	
612662	BOSTON- BRIDGE PRESERVATION, B-16-235 (39T & 3A0), ROUTE 1A OVER CHELSEA STREET/BREMEN STREET & RAILROAD		No assumed impact/negligible impact on emissions	0	
612663	BOSTON- BRIDGE PRESERVATION, B-16-053 (4T3), BROOKLINE AVENUE OVER I-90 & RAILROAD		No assumed impact/negligible impact on emissions	0	
612664	BOSTON- BRIDGE PRESERVATION, B-16-179, AUSTIN STREET OVER I-93 AND B-16-281, I-93 UPPER/LOWER DECK		No assumed impact/negligible impact on emissions	0	



# Greenhouse Gas (GHG) Analysis Report

Program Activity: Highway

STIP: 2023 - 2027 (D)

MassDOT Project ID	MassDOT Project Description	GHG Analysis Type	GHG Impact Description	GHG CO2 Impact (kg/yr)	Additional Information
S12114	ROYALL STREET SHUTTLE	Quantified	Quantified Decrease in Emissions from New/Additional Transit Service	0	
S12125	NEWTON MICROTRANSIT SERVICE	Quantified	Quantified Decrease in Emissions from New/Additional Transit Service	-24,809	
S12694	NEWMO MICROTRANSIT SERVICE EXPANSION	Quantified	Quantified Decrease in Emissions from New/Additional Transit Service	0	
S12695	BLUEBIKES STATION REPLACEMENT AND SYSTEM EXPANSION	Quantified	Quantified Decrease in Emissions from Bicycle and Pedestrian Infrastructure	0	
S12696	BLUEBIKES SYSTEM EXPANSION	Quantified	Quantified Decrease in Emissions from Bicycle and Pedestrian Infrastructure	0	
S12697	PLEASANT STREET SHUTTLE SERVICE EXPANSION	Quantified	Quantified Decrease in Emissions from New/Additional Transit Service	0	
S12698	BLUEBIKES SYSTEM EXPANSION	Quantified	Quantified Decrease in Emissions from Bicycle and Pedestrian Infrastructure	0	
S12699	STONEHAM SHUTTLE SERVICE	Quantified	Quantified Decrease in Emissions from New/Additional Transit Service	0	
S12700	CATA ON DEMAND MICROTRANSIT SERVICE EXPANSION	Quantified	Quantified Decrease in Emissions from New/Additional Transit Service	0	
S12701	MWRTA CATCHCONNECT MICROTRANSIT SERVICE EXPANSION	Quantified	Quantified Decrease in Emissions from New/Additional Transit Service	0	
S12702	BICYCLE PARKING ALONG THE BRUCE FREEMAN RAIL TRAIL	Quantified	Quantified Decrease in Emissions from Bicycle and Pedestrian Infrastructure	0	



# Greenhouse Gas (GHG) Analysis Report

Program Activity: Highway

STIP: 2023 - 2027 (D)

MassDot Project ID	MassDOT Project Description	GHG Analysis Type	GHG Impact Description	GHG CO2 Impact (kg/yr)	Additional Information
S12703	MONTACHUSETT RTA MICROTRANSIT SERVICE	Quantified	Quantified Decrease in Emissions from New/Additional Transit Service	0	
S12704	CHENERY MIDDLE SCHOOL BICYCLE PARKING	Quantified	Quantified Decrease in Emissions from Bicycle and Pedestrian Infrastructure	0	
S12705	LYNN STATION IMPROVEMENTS PHASE II	Qualitative	Qualitative Decrease in Emissions	0	
Boston Region			Total GHG Increase (kg/year)	0	
			Total GHG Reduction (kg/year)	-659,407	
			Total GHG Difference (kg/year)	-659,407	
Cape Cod					
607397	WELLFLEET- INTERSECTION IMPROVEMENTS & RELATED WORK AT ROUTE 6 & MAIN STREET	Quantified	Quantified Decrease in Emissions from Bicycle and Pedestrian Infrastructure	287	
609067	BARNSTABLE- CONSTRUCTION OF A SHARED USE PATH ALONG BEARSES WAY, FROM ROUTE 28 TO PITCHERS WAY	Quantified	Quantified Decrease in Emissions from Bicycle and Pedestrian Infrastructure	1,518	
609098	WELLFLEET- PAVEMENT PRESERVATION AND RELATED WORK ON ROUTE 6	Qualitative	Qualitative Decrease in Emissions	0	Assumed nominal decrease in emissions from sidewalk and bicycle infrastructure
610542	BOURNE- ROTARY IMPROVEMENTS	Qualitative	No assumed impact/negligible impact on emissions	0	
Cape Cod			Total GHG Increase (kg/year)	1,805	
			Total GHG Reduction (kg/year)	0	
			Total GHG Difference (kg/year)	1,805	
Central Mass					

# Greenhouse Gas (GHG) Analysis Report

Program Activity: Highway

STIP: 2023 - 2027 (D)

MassDot Project ID	MassDOT Project Description	GHG Analysis Type	GHG Impact Description	GHG CO2 Impact (kg/yr)	Additional Information
602659	CHARLTON- OXFORD- RECONSTRUCTION ON ROUTE 20, FROM RICHARDSON'S CORNER EASTERLY TO ROUTE 12, INCLUDES REHAB OF C-06-023 & REPLACEMENT OF O-06-002	Quantified	Quantified Decrease in Emissions from Traffic Operational Improvement	0	Emissions reduction also includes bicycle and pedestrian infrastructure. All CO2 emissions reductions are included within the last year of advanced construction (FFY 2025)
605035	NEW BRAINTREE- RECONSTRUCTION & IMPROVEMENTS ON RAVINE ROAD AND HARDWICK ROAD FROM HARDWICK T.L. TO ROUTE 67 (BARRE ROAD) (2.6 MILES)	Qualitative	No assumed impact/negligible impact on emissions	0	
608873	SPENCER- ROADWAY REHABILITATION OF MEADOW ROAD	Quantified	Quantified Decrease in Emissions from Bicycle and Pedestrian Infrastructure	-2,462	
609219	HOLDEN- PAVEMENT REHABILITATION ON MAIN STREET, SHREWSBURY STREET AND DOYLE ROAD, FROM STATE POLICE BARRACKS TO BRATTLE STREET	Quantified	Quantified Decrease in Emissions from Traffic Operational Improvement	-804,774	Emissions reduction also included bicycle and pedestrian infrastructure.
610826	STURBRIDGE- BRIDGE REPLACEMENT, S-30-019, CHAMPEAUX ROAD OVER LONG POND	Qualitative	No assumed impact/negligible impact on emissions	0	
612650	WORCESTER- BRIDGE PRESERVATION, W-44-111, W-44-113, W-44-114, I -290 (EB/WB) OVER LINCOLN STREET, COLBY AVENUE AND PLANTATION STREET	Qualitative	No assumed impact/negligible impact on emissions	0	
Central Mass			Total GHG Increase (kg/year)	0	
			Total GHG Reduction (kg/year)	-807,236	
			Total GHG Difference (kg/year)	-807,236	
Franklin Region					
608414	GREENFIELD- INTERSECTION IMPROVEMENTS AT TWO LOCATIONS, ROUTE 2 AND COLRAIN ROAD & ROUTE 2 AND BIG Y ENTRANCE	Quantified	Quantified Increase in Emissions	-175,119	Quantified increase in emissions from new traffic signal
608649	COLRAIN- LEE- STOCKBRIDGE- BRIDGE PRESERVATION OF C-18-010, C-18-012, L-05-045 & S-26-001		No assumed impact/negligible impact on emissions	0	





# Greenhouse Gas (GHG) Analysis Report

Program Activity: Highway

STIP: 2023 - 2027 (D)

MassDot Project ID	MassDOT Project Description	GHG Analysis Type	GHG Impact Description	GHG CO2 Impact (kg/yr)	Additional Information
S12687	Franklin County EV Charging Stations	Qualitative	Qualitative Decrease in Emissions	0	Assumed decrease in emissions from electric vehicle charging infrastructure
Franklin Region			Total GHG Increase (kg/year)	0	
			Total GHG Reduction (kg/year)	-175,119	
			Total GHG Difference (kg/year)	-175,119	
Merrimack Valley					
602202	SALISBURY- RECONSTRUCTION OF ROUTE 1 (LAFAYETTE ROAD)	Quantified	Quantified Decrease in Emissions from Bicycle and Pedestrian Infrastructure	0	
606522	ANDOVER- BRIDGE REHABILITATION, A-09-036, I-495 OVER ST 28 (SB), A-09-037, I-495 OVER B&M AND MBTA, A-09-041, I-495 OVER ST 28 (NB)	Qualitative	No assumed impact/negligible impact on emissions	0	
609392	ROWLEY- SAFETY IMPROVEMENTS AT ROUTE 1, CENTRAL AND GLEN STREETS	Qualitative	No assumed impact/negligible impact on emissions	0	
Merrimack Valley			Total GHG Increase (kg/year)	0	
			Total GHG Reduction (kg/year)	0	
			Total GHG Difference (kg/year)	0	
Montachusett					
607432	WESTMINSTER- REHABILITATION & BOX WIDENING ON ROUTE 140, FROM PATRICIA ROAD TO THE PRINCETON T.L.	Qualitative	No assumed impact/negligible impact on emissions	0	
608784	TEMPLETON- ROUNDABOUT CONSTRUCTION AT THE INTERSECTION OF PATRIOTS ROAD, SOUTH MAIN STREET, NORTH MAIN STREET AND GARDNER ROAD	Qualitative	Qualitative Decrease in Emissions	0	
609107	PHILLIPSTON- TEMPLETON- PAVEMENT PRESERVATION AND RELATED WORK ON ROUTE 2	Qualitative	No assumed impact/negligible impact on emissions	0	
609279	GARDNER- ROUNDABOUT CONSTRUCTION AT ELM STREET, PEARL STREET, CENTRAL STREET AND GREEN STREET	Qualitative	Qualitative Decrease in Emissions	0	



# Greenhouse Gas (GHG) Analysis Report

Program Activity: Highway

STIP: 2023 - 2027 (D)

MassDot Project ID	MassDOT Project Description	GHG Analysis Type	GHG Impact Description	GHG CO2 Impact (kg/yr)	Additional Information
609314	ASHBY- INTERSECTION IMPROVEMENTS AT GREENVILLE ROAD (ROUTE 31) AND TURNPIKE ROAD	Qualitative	No assumed impact/negligible impact on emissions	0	
610672	GARDNER- ELM STREET RESURFACING AND SIDEWALK IMPROVEMENTS (SRTS)	Qualitative	No assumed impact/negligible impact on emissions	0	
610731	FITCHBURG- PAVEMENT PRESERVATION AND RELATED WORK ON ROUTE 2	Qualitative	No assumed impact/negligible impact on emissions	0	
612620	HARVARD- BRIDGE PRESERVATION, H-09-015, H-09-016 & H-09-017, ROUTE 2 OVER THE NASHUA RIVER, TANK ROAD, BOSTON AND MAINE RAILROAD	Qualitative	No assumed impact/negligible impact on emissions	0	
Montachusett			Total GHG Increase (kg/year)	0	
			Total GHG Reduction (kg/year)	0	
			Total GHG Difference (kg/year)	0	
Northern Middlesex					
605178	BILLERICA- REHABILITATION ON BOSTON ROAD (ROUTE 3A) FROM BILLERICA TOWN CENTER TO FLOYD STREET	Quantified	Quantified Decrease in Emissions from Bicycle and Pedestrian Infrastructure	-2,870	Eligible activities are from construction of sidewalk and off road multi purpose path.
608774	LOWELL- TEWKSBURY- ROUTE 38 INTERSECTION IMPROVEMENTS	Qualitative	Qualitative Decrease in Emissions	0	
612656	WESTFORD- BRIDGE PRESERVATION, W-26-018, W-26-019, I-495 (NB/SB) OVER CONCORD AND BOSTON ROAD	Qualitative	No assumed impact/negligible impact on emissions	0	
612658	TEWKSBURY- BRIDGE PRESERVATION OF T-03-014, I-495 OVER ROUTE 133, AND T-03-015, I-495 OVER ROUTE 38	Qualitative	No assumed impact/negligible impact on emissions	0	
S12693	FLEX FUNDING TO FTA FOR COMMUTER/ADA ACCESS IMPROVEMENTS AT THE GALLAGHER INTERMODAL TRANSPORTATION CENTER	Qualitative	No assumed impact/negligible impact on emissions	0	
Northern Middlesex			Total GHG Increase (kg/year)	0	
			Total GHG Reduction (kg/year)	-2,870	
			Total GHG Difference (kg/year)	-2,870	



# Greenhouse Gas (GHG) Analysis Report

Program Activity: Highway

STIP: 2023 - 2027 (D)

MassDot Project ID	MassDOT Project Description	GHG Analysis Type	GHG Impact Description	GHG CO2 Impact (kg/yr)	Additional Information
Old Colony					
605294	DUXBURY- BRIDGE REPLACEMENT, D-14-010 (48H & 48J), ROUTE 3 (PILGRIM HIGHWAY) NB/SB OVER FRANKLIN STREET	Qualitative	No assumed impact/negligible impact on emissions	0	
607403	STOUGHTON- CORRIDOR IMPROVEMENTS ON ROUTE 138	Quantified	Quantified Decrease in Emissions from Traffic Operational Improvement	0	
608279	STOUGHTON- INTERSECTION IMPROVEMENTS AND RELATED WORK AT CENTRAL STREET, CANTON STREET AND TOSCA DRIVE	Quantified	Quantified Decrease in Emissions from Traffic Operational Improvement	83,068	
Old Colony			Total GHG Increase (kg/year)	83,068	
			Total GHG Reduction (kg/year)	0	
			Total GHG Difference (kg/year)	83,068	
Pioneer Valley					
604209	HOLYOKE- WEST SPRINGFIELD- REHABILITATION OF ROUTE 5 (RIVERDALE ROAD), FROM I-91 (INTERCHANGE 13) TO MAIN STREET IN HOLYOKE & FROM ELM STREET TO NORTH ELM STREET IN WEST SPRINGFIELD (3.2 MILES)	Quantified	Quantified Decrease in Emissions from Complete Streets Project	-18,770	Analysis includes two intersections : Route 5 at Highland and Marion and Route 5 at East Elm, as well as complete streets analysis
606797	CUMMINGTON- RETAINING WALL REPLACEMENT ON ROUTE 9 ADJACENT TO SWIFT RIVER	Qualitative	No assumed impact/negligible impact on emissions	0	
606895	GRANBY- IMPROVEMENTS AT 2 LOCATIONS ON ROUTE 202: SCHOOL STREET & FIVE CORNERS	Quantified	Qualitative Decrease in Emissions	-273	
608073	WESTFIELD- WESTFIELD RIVER LEVEE MULTI-USE PATH CONSTRUCTION, FROM ELLSWORTH STREET TO WILLIAMS RIDING WAY (NEAR MEADOW STREET) (2 MILES)	Quantified	Quantified Decrease in Emissions from Bicycle and Pedestrian Infrastructure	-663,022	
608374	WEST SPRINGFIELD- RECONSTRUCTION OF MEMORIAL AVENUE (ROUTE 147), FROM COLONY ROAD TO THE MEMORIAL AVENUE ROTARY (1.4 MILES)	Quantified	Quantified Decrease in Emissions from Complete Streets Project	-8,434	All CO2 emissions reductions are included within the last year of advanced construction (FFY 2024)
608560	SPRINGFIELD- IMPROVEMENTS ON ST. JAMES AVENUE AT TAPLEY STREET		No assumed impact/negligible impact on emissions	0	

# Greenhouse Gas (GHG) Analysis Report

Program Activity: Highway

STIP: 2023 - 2027 (D)

MassDOT Project ID	MassDOT Project Description	GHG Analysis Type	GHG Impact Description	GHG CO2 Impact (kg/yr)	Additional Information
608565	SPRINGFIELD- IMPROVEMENTS ON ST. JAMES AVENUE AT ST. JAMES BOULEVARD AND CAREW STREET		No assumed impact/negligible impact on emissions	0	
608847	WALES- BRIDGE REPLACEMENT, W-02-002, HOLLAND ROAD OVER WALES BROOK		No assumed impact/negligible impact on emissions	0	
609517	LONGMEADOW- BLUEBERRY HILL ELEMENTARY SCHOOL IMPROVEMENTS (SRTS)		No assumed impact/negligible impact on emissions	0	
S12686	Valley Bike Share Expansion (Phase 3)	Quantified	Quantified Decrease in Emissions from Bicycle and Pedestrian Infrastructure	-31,248	
S12718	PVTA - Purchase of Electric bus and support training	Quantified	Quantified Decrease in Emissions from Bus Replacement	-1,980,401	
Pioneer Valley			Total GHG Increase (kg/year)	0	
			Total GHG Reduction (kg/year)	-2,702,148	
			Total GHG Difference (kg/year)	-2,702,148	
Southeastern Mass					
603796	MANSFIELD- BRIDGE REPLACEMENT, M-03-003 & M-03-045, BALCOM STREET OVER THE WADING RIVER	Qualitative	No assumed impact/negligible impact on emissions	0	
607979	MARION- SHARED USE PATH CONSTRUCTION (PHASE 1), FROM THE MARION-MATTAPOISETT T.L. TO POINT ROAD	Qualitative	No assumed impact/negligible impact on emissions	0	
608049	FALL RIVER- CORRIDOR IMPROVEMENTS ON ROUTE 79/DAVOL STREET	Qualitative	Qualitative Increase in Emissions	0	Analysis to be performed to validate assumption.
608230	REHOBOTH- INTERSECTION IMPROVEMENTS & RELATED WORK AT WINTHROP STREET (ROUTE 44) AND ANAWAN STREET (ROUTE 118)	Quantified	Quantified Decrease in Emissions from Traffic Operational Improvement	-25,403	
608535	NEW BEDFORD- CORRIDOR IMPROVEMENTS AND RELATED WORK ON COUNTY STREET, FROM NELSON STREET TO UNION STREET	Quantified	Quantified Decrease in Emissions from Traffic Operational Improvement	-433,778	
609063	ATTLEBORO- NORTH ATTLEBOROUGH- GUIDE AND TRAFFIC SIGN REPLACEMENT ON INTERSTATE 295	Qualitative	No assumed impact/negligible impact on emissions	0	
609165	ATTLEBORO- BRIDGE REPLACEMENT, A-16-062 (3UL), INTERSTATE 295 RAMP OVER TEN MILE RIVER	Qualitative	No assumed impact/negligible impact on emissions	0	

# Greenhouse Gas (GHG) Analysis Report

Program Activity: Highway

STIP: 2023 - 2027 (D)

MassDot Project ID	MassDOT Project Description	GHG Analysis Type	GHG Impact Description	GHG CO2 Impact (kg/yr)	Additional Information
609433	ATTLEBORO- NORTH ATTLEBOROUGH- MEDIAN CABLE BARRIER INSTALLATION ON I-95	Qualitative	No assumed impact/negligible impact on emissions	0	
610801	SOMERSET- STORMWATER IMPROVEMENTS ALONG ROUTE I-195 FOR MOUNT HOPE BAY	Qualitative	No assumed impact/negligible impact on emissions	0	
S12691	SRTA - Purchase (6) Hybrid Electric 35' Buses	Qualitative	Qualitative Decrease in Emissions	0	
S12692	GATRA - Buy Replacement 35-FT Buses (2)	Qualitative	Qualitative Decrease in Emissions	0	
Southeastern Mass			Total GHG Increase (kg/year)	0	
			Total GHG Reduction (kg/year)	-459,181	
			Total GHG Difference (kg/year)	-459,181	
Statewide					
609023	HATFIELD- WHATELY- DEERFIELD- GREENFIELD- BERNARDSTON- BRIDGE PRESERVATION ALONG I-91		No assumed impact/negligible impact on emissions	0	
609037	REHOBOTH- SOMERSET- SWANSEA- SYSTEMATIC BRIDGE PRESERVATION AT 10 BRIDGES ALONG THE I-195 CORRIDOR		No assumed impact/negligible impact on emissions	0	
609062	WORCESTER- LEOMINSTER- GUIDE AND TRAFFIC SIGN REPLACEMENT ON INTERSTATE 190		No assumed impact/negligible impact on emissions	0	
609064	WAREHAM TO BOURNE- GUIDE AND TRAFFIC SIGN REPLACEMENT ON ROUTE 25		No assumed impact/negligible impact on emissions	0	
609177	DISTRICT 4- ADA RETROFITS AT VARIOUS LOCATIONS		No assumed impact/negligible impact on emissions	0	
609178	DISTRICT 6- ADA RETROFITS AT VARIOUS LOCATIONS		No assumed impact/negligible impact on emissions	0	
609385	DISTRICT 2- ADA RETROFITS AT VARIOUS LOCATIONS		No assumed impact/negligible impact on emissions	0	
610704	BURLINGTON- BILLERICA- RESURFACING AND RELATED WORK ON ROUTE 3A		No assumed impact/negligible impact on emissions	0	
610794	STATEWIDE- SYSTEMIC COUNTERMEASURES FOR SHSP IMPLEMENTATION (PEDESTRIAN AND BICYCLE SAFETY)		No assumed impact/negligible impact on emissions	0	



# Greenhouse Gas (GHG) Analysis Report

Program Activity: Highway

STIP: 2023 - 2027 (D)

MassDot Project ID	MassDOT Project Description	GHG Analysis Type	GHG Impact Description	GHG CO2 Impact (kg/yr)	Additional Information
610806	DISTRICT 6- BOSTON INNER HARBOR STORMWATER IMPROVEMENTS		No assumed impact/negligible impact on emissions	0	
612047	CHELMSFORD- LOWELL- LAWRENCE- BRIDGE PRESERVATION ALONG I-495		No assumed impact/negligible impact on emissions	0	
S12635	STATEWIDE- SPEED READER/FEEDBACK EQUIPMENT PROCUREMENT FOR COMMUNITIES		No assumed impact/negligible impact on emissions	0	
S12636	STRATEGIC HIGHWAY SAFETY PLAN UPDATE (FHWA REQUIREMENTS)		No assumed impact/negligible impact on emissions	0	
S12646	STATEWIDE- GEOGRAPHIC INFORMATION SYSTEMS (GIS) SUPPORT FOR SPEED REGULATIONS AND OTHER NECESSARY SAFETY DATA COLLECTION		No assumed impact/negligible impact on emissions	0	
S12647	STATEWIDE- ITS ROADWAY EQUIPMENT FOR HIGHWAY OPERATIONS		No assumed impact/negligible impact on emissions	0	
S12663	ABP GANS (FFY 2023)		No assumed impact/negligible impact on emissions	0	
S12668	Metropolitan Planning (FFY 2024 UPWPs) - PL & SPR		No assumed impact/negligible impact on emissions	0	
S12673	Railroad Grade Crossings (FFY 2023)		No assumed impact/negligible impact on emissions	0	
S12676	RECREATIONAL TRAILS PROGRAM (FFY 2023)		No assumed impact/negligible impact on emissions	0	
S12681	SRTS EDUCATION (FFY 2023)		No assumed impact/negligible impact on emissions	0	
S12708	SPR Work Program (FFY 2024)	Qualitative	No assumed impact/negligible impact on emissions	0	
S12713	FFY 2023 SPR Pooled Fund Transfer Projects	Qualitative	No assumed impact/negligible impact on emissions	0	
S12728	Awards, Adjustments, Change Orders, etc. (FFY 2023)	Qualitative	No assumed impact/negligible impact on emissions	0	
S12733	Electric Vehicle Infrastructure (FFY 2023)	Qualitative	Qualitative Decrease in Emissions	0	
Statewide			Total GHG Increase (kg/year)	0	
			Total GHG Reduction (kg/year)	0	



# Greenhouse Gas (GHG) Analysis Report

Program Activity: Highway

STIP: 2023 - 2027 (D)

MassDot Project ID	MassDOT Project Description	GHG Analysis Type	GHG Impact Description	GHG CO2 Impact (kg/yr)	Additional Information
2023			Total GHG Difference (kg/year)	0	
			Total GHG Increase (kg/year)	84,872	
			Total GHG Reduction (kg/year)	-4,805,961	
			Total GHG Difference (kg/year)	-4,721,089	



# Greenhouse Gas (GHG) Analysis Report

Program Activity: Highway

STIP: 2023 - 2027 (D)

MassDot Project ID	MassDOT Project Description	GHG Analysis Type	GHG Impact Description	GHG CO2 Impact (kg/yr)	Additional Information
Federal Fiscal Year 2024					
Berkshire Region					
607597	LEE- BRIDGE REPLACEMENT, L-05-004, MEADOW STREET OVER POWDER MILL BROOK	Qualitative	No assumed impact/negligible impact on emissions	0	
608768	PITTSFIELD- RESURFACING AND RELATED WORK ON MERRILL ROAD, INCLUDING CONSTRUCTION OF SHARED-USE PATH	Qualitative	Qualitative Decrease in Emissions	0	
608857	CHESHIRE- BRIDGE REPLACEMENT, C-10-002, SAND MILL ROAD OVER DRY BROOK	Qualitative	No assumed impact/negligible impact on emissions	0	
609070	ALFORD- BRIDGE REPLACEMENT, A-06-004, WEST ROAD OVER SCRIBNER BROOK	Qualitative	No assumed impact/negligible impact on emissions	0	
609074	MONTEREY- BRIDGE REPLACEMENT, M-29-001, CURTIS ROAD OVER KONKAPOT RIVER	Qualitative	No assumed impact/negligible impact on emissions	0	
610728	LEE- BECKET- RESURFACING AND RELATED WORK ON ROUTE 20	Qualitative	Qualitative Decrease in Emissions	0	
Berkshire Region				Total GHG Increase (kg/year)	0
				Total GHG Reduction (kg/year)	0
				Total GHG Difference (kg/year)	0
Boston Region					
110980	NEWTON- WESTON- BRIDGE REHABILITATION, N-12-010=W-29-005, COMMONWEALTH AVENUE (ROUTE 30) OVER THE CHARLES RIVER		No assumed impact/negligible impact on emissions	0	
603739	WRENTHAM- CONSTRUCTION OF ROUTE I-495/ROUTE 1A RAMPS		No assumed impact/negligible impact on emissions	0	
605313	NATICK- BRIDGE REPLACEMENT, N-03-020, ROUTE 27 (NORTH MAIN STREET) OVER ROUTE 9 (WORCESTER STREET) AND INTERCHANGE IMPROVEMENTS		No assumed impact/negligible impact on emissions	0	
605743	IPSWICH- RESURFACING & RELATED WORK ON CENTRAL & SOUTH MAIN STREETS		No assumed impact/negligible impact on emissions	0	



# Greenhouse Gas (GHG) Analysis Report

Program Activity: Highway

STIP: 2023 - 2027 (D)

MassDOT Project ID	MassDOT Project Description	GHG Analysis Type	GHG Impact Description	GHG CO2 Impact (kg/yr)	Additional Information
606453	BOSTON- IMPROVEMENTS ON BOYLSTON STREET, FROM INTERSECTION OF BROOKLINE AVENUE & PARK DRIVE TO IPSWICH STREET	Quantified	Quantified Decrease in Emissions from Complete Streets Project	0	
606496	BOSTON- BRIDGE REHABILITATION, B-16-052, BOWKER OVERPASS OVER MASS PIKE, MBTA/CSX, & IPSWICH STREET AND RAMPS (BINS 4FD, 4FG, 4FE, 4FF & 4FJ)		No assumed impact/negligible impact on emissions	0	
606901	BOSTON- BRIDGE REPLACEMENT, B-16-109, RIVER STREET BRIDGE OVER MBTA/AMTRAK		No assumed impact/negligible impact on emissions	0	
606902	BOSTON- BRIDGE RECONSTRUCTION/REHAB, B-16-181, WEST ROXBURY PARKWAY OVER MBTA		No assumed impact/negligible impact on emissions	0	
607977	HOPKINTON- WESTBOROUGH- RECONSTRUCTION OF I-90/I-495 INTERCHANGE	Quantified	RTP project included in the statewide model	0	
608007	COHASSET- SCITUATE- CORRIDOR IMPROVEMENTS AND RELATED WORK ON JUSTICE CUSHING HIGHWAY (ROUTE 3A), FROM BEECHWOOD STREET TO HENRY TURNER BAILEY ROAD	Quantified	Quantified Decrease in Emissions from Complete Streets Project	0	
608197	BOSTON- BRIDGE REHABILITATION, B-16-107, CANTERBURY STREET OVER AMTRAK RAILROAD		No assumed impact/negligible impact on emissions	0	
608436	ASHLAND- REHABILITATION AND RAIL CROSSING IMPROVEMENTS ON CHERRY STREET	Qualitative	No assumed impact/negligible impact on emissions	0	
608498	QUINCY- WEYMOUTH- BRAINTREE- RESURFACING AND RELATED WORK ON ROUTE 53		No assumed impact/negligible impact on emissions	0	
608522	MIDDLETON- BRIDGE REPLACEMENT, M-20-003, ROUTE 62 (MAPLE STREET) OVER IPSWICH RIVER		No assumed impact/negligible impact on emissions	0	
608562	SOMERVILLE- SIGNAL AND INTERSECTION IMPROVEMENT ON I-93 AT MYSTIC AVENUE AND MCGRATH HIGHWAY (TOP 200 CRASH LOCATION)		No assumed impact/negligible impact on emissions	0	
608564	WATERTOWN- INTERSECTION IMPROVEMENTS AT ROUTE 16 AND GALEN STREET		No assumed impact/negligible impact on emissions	0	
608955	MILTON- INTERSECTION IMPROVEMENTS SQUANTUM STREET @ ADAMS STREET		No assumed impact/negligible impact on emissions	0	
609054	LITTLETON- RECONSTRUCTION OF FOSTER STREET	Quantified	Quantified Decrease in Emissions from Complete Streets Project	0	

# Greenhouse Gas (GHG) Analysis Report

Program Activity: Highway

STIP: 2023 - 2027 (D)

MassDot Project ID	MassDOT Project Description	GHG Analysis Type	GHG Impact Description	GHG CO2 Impact (kg/yr)	Additional Information
609211	PEABODY- INDEPENDENCE GREENWAY EXTENSION	Quantified	Quantified Decrease in Emissions from Bicycle and Pedestrian Infrastructure	0	
609252	LYNN- REHABILITATION OF ESSEX STREET	Quantified	Quantified Decrease in Emissions from Complete Streets Project	0	
609438	CANTON- BRIDGE REPLACEMENT, C-02-042, REVERE COURT OVER WEST BRANCH OF THE NEPONSET RIVER		No assumed impact/negligible impact on emissions	0	
609467	HAMILTON- IPSWICH- SUPERSTRUCTURE REPLACEMENT, H-03-002=I-01-006, WINTHROP STREET OVER IPSWICH RIVER		No assumed impact/negligible impact on emissions	0	
609516	BURLINGTON- IMPROVEMENTS AT I-95 (ROUTE 128)/ROUTE 3 INTERCHANGE		No assumed impact/negligible impact on emissions	0	
609530	MEDWAY- HOLLISTON STREET AND CASSIDY LANE IMPROVEMENTS (SRTS)		No assumed impact/negligible impact on emissions	0	
609531	ARLINGTON- STRATTON SCHOOL IMPROVEMENTS (SRTS)		No assumed impact/negligible impact on emissions	0	
610537	BOSTON- ELLIS ELEMENTARY TRAFFIC CALMING (SRTS)		No assumed impact/negligible impact on emissions	0	
610541	CANTON- INTERIM INTERCHANGE IMPROVEMENTS AT I-95/ROUTE 128/I-93		No assumed impact/negligible impact on emissions	0	
610782	DANVERS- MIDDLETON- BRIDGE REPLACEMENT, D-03-009=M-20-005, ANDOVER STREET (SR 114) OVER IPSWICH RIVER		No assumed impact/negligible impact on emissions	0	
611982	MEDFORD- SHARED USE PATH CONNECTION AT THE ROUTE 28/WELLINGTON UNDERPASS	Qualitative	No assumed impact/negligible impact on emissions	0	
612034	BURLINGTON- WOBURN- INTERSTATE MAINTENANCE AND RELATED WORK ON I-95		No assumed impact/negligible impact on emissions	0	
612048	WALTHAM- INTERSTATE MAINTENANCE AND RELATED WORK ON I-95		No assumed impact/negligible impact on emissions	0	
S12114	ROYALL STREET SHUTTLE	Quantified	Quantified Decrease in Emissions from New/Additional Transit Service	-702,115	



# Greenhouse Gas (GHG) Analysis Report

Program Activity: Highway

STIP: 2023 - 2027 (D)

MassDot Project ID	MassDOT Project Description	GHG Analysis Type	GHG Impact Description	GHG CO2 Impact (kg/yr)	Additional Information
S12124	COMMUNITY CONNECTIONS PROGRAM	Qualitative	No assumed impact/negligible impact on emissions	0	Not applicable; see individual projects
S12640	FRAMINGHAM-HIGH RISK AT-GRADE RAILROAD CROSSING COUNTERMEASURES ON ROUTE 126		No assumed impact/negligible impact on emissions	0	
S12694	NEWMO MICROTRANSIT SERVICE EXPANSION	Quantified	Quantified Decrease in Emissions from New/Additional Transit Service	0	
S12697	PLEASANT STREET SHUTTLE SERVICE EXPANSION	Quantified	Quantified Decrease in Emissions from New/Additional Transit Service	0	
S12699	STONEHAM SHUTTLE SERVICE	Quantified	Quantified Decrease in Emissions from New/Additional Transit Service	0	
S12700	CATA ON DEMAND MICROTRANSIT SERVICE EXPANSION	Quantified	Quantified Decrease in Emissions from New/Additional Transit Service	0	
S12701	MWRTA CATCHCONNECT MICROTRANSIT SERVICE EXPANSION	Quantified	Quantified Decrease in Emissions from New/Additional Transit Service	0	
S12703	MONTACHUSETT RTA MICROTRANSIT SERVICE	Quantified	Quantified Decrease in Emissions from New/Additional Transit Service	0	
S12705	LYNN STATION IMPROVEMENTS PHASE II	Qualitative	Qualitative Decrease in Emissions	0	
S12706	FOREST HILLS IMPROVEMENT PROJECT	Qualitative	Qualitative Decrease in Emissions	0	
Boston Region			Total GHG Increase (kg/year)	0	
			Total GHG Reduction (kg/year)	-702,115	
			Total GHG Difference (kg/year)	-702,115	
Cape Cod					
607398	YARMOUTH- BARNSTABLE- CAPE COD RAIL TRAIL EXTENSION, INCLUDES NEW BRIDGE OVER WILLOW STREET & RAILROAD (PHASE III)	Quantified	Quantified Decrease in Emissions from Bicycle and Pedestrian Infrastructure	48,220	

# Greenhouse Gas (GHG) Analysis Report

Program Activity: Highway

STIP: 2023 - 2027 (D)

MassDot Project ID	MassDOT Project Description	GHG Analysis Type	GHG Impact Description	GHG CO2 Impact (kg/yr)	Additional Information
608742	DENNIS- HARWICH- RECONSTRUCTION & RELATED WORK ON MAIN STREET (ROUTE 28), FROM UPPER COUNTY ROAD TO THE HERRING RIVER BRIDGE	Quantified	Quantified Decrease in Emissions from Bicycle and Pedestrian Infrastructure	1,338	
608744	PROVINCETOWN- CORRIDOR IMPROVEMENTS AND RELATED WORK ON SHANK PAINTER ROAD, FROM ROUTE 6 TO BRADFORD STREET	Quantified	Quantified Decrease in Emissions from Bicycle and Pedestrian Infrastructure	0	AC Project programmed for 2024, 2025
610670	HARWICH- HARWICH ELEMENTARY SCHOOL (SRTS)	Qualitative	Qualitative Decrease in Emissions	0	Assumed nominal decrease in emissions from sidewalk
610800	BARNSTABLE- PARK AND RIDE EXPANSION AND IMPROVEMENTS AT THE ROUTE 132 PARK AND RIDE	Qualitative	Qualitative Decrease in Emissions	0	Assumed decrease in emission from park and ride expansion
611985	HARWICH- SIDEWALK INSTALLATION ON ROUTE 28 FROM BANK STREET TO SAQUATUCKET HARBOR	Quantified	Quantified Decrease in Emissions from Bicycle and Pedestrian Infrastructure	1,199	
612574	DENNIS- YARMOUTH- BRIDGE REPLACEMENT, D-07-004=Y-01-003, ROUTE 28 OVER BASS RIVER INCLUDING INTERSECTION IMPROVEMENTS AT MAIN STREET(ROUTE 28)/NORTH MAIN STREET/OLD MAIN STREET	Qualitative	Qualitative Decrease in Emissions	0	Assumed nominal decrease in emissions from sidewalk and bicycle infrastructure
Cape Cod			Total GHG Increase (kg/year)	50,757	
			Total GHG Reduction (kg/year)	0	
			Total GHG Difference (kg/year)	50,757	
Central Mass					
602659	CHARLTON- OXFORD- RECONSTRUCTION ON ROUTE 20, FROM RICHARDSON'S CORNER EASTERLY TO ROUTE 12, INCLUDES REHAB OF C-06-023 & REPLACEMENT OF O-06-002	Quantified	Quantified Decrease in Emissions from Traffic Operational Improvement	0	Emissions reduction also includes bicycle and pedestrian infrastructure. All CO2 emissions reductions are included within the last year of advanced construction (FFY 2025)
606517	WEST BROOKFIELD- RESURFACING & RELATED WORK ON ROUTE 9, FROM WARE T.L. TO 850' WEST OF WELCOME ROAD (1.1 MILES - PHASE I)	Quantified	Quantified Decrease in Emissions from Bicycle and Pedestrian Infrastructure	-439	
607764	SHREWSBURY- INTERSECTION & SIGNAL IMPROVEMENT AT US 20 (HARTFORD TURNPIKE) AT GRAFTON STREET	Qualitative	No assumed impact/negligible impact on emissions	0	

# Greenhouse Gas (GHG) Analysis Report

Program Activity: Highway

STIP: 2023 - 2027 (D)

MassDot Project ID	MassDOT Project Description	GHG Analysis Type	GHG Impact Description	GHG CO2 Impact (kg/yr)	Additional Information
608171	UXBRIDGE- RECONSTRUCTION OF ROUTE 122 (SOUTH MAIN STREET), FROM SUSAN PARKWAY TO ROUTE 16	Quantified	Quantified Decrease in Emissions from Bicycle and Pedestrian Infrastructure	-489	
608490	UPTON- RESURFACING AND RELATED WORK ON ROUTE 140 AND ROUNDABOUT CONSTRUCTION AT ROUTE 140, CHURCH STREET AND GROVE STREET	Qualitative	Qualitative Decrease in Emissions	0	
608491	MENDON- RESURFACING AND RELATED WORK ON ROUTE 16	Qualitative	Qualitative Decrease in Emissions	0	
608640	SUTTON-GRAFTON- BRIDGE RECONSTRUCTION/REHABILITATION, S-33-004, CARRYING DEPOT STREET OVER THE BLACKSTONE RIVER	Qualitative	No assumed impact/negligible impact on emissions	0	
608757	WORCESTER- INTERSECTION IMPROVEMENTS AT WEST MOUNTAIN STREET AT I-190 FRONTAGE ROAD & BROOKS STREET EXTENSION	Qualitative	No assumed impact/negligible impact on emissions	0	
608778	SOUTHBRIDGE- INTERSECTION IMPROVEMENTS AT CENTRAL STREET, FOSTER STREET, HOOK STREET AND HAMILTON STREET	Quantified	Quantified Decrease in Emissions from Bicycle and Pedestrian Infrastructure	-4,357	
608814	SPENCER- RESURFACING AND RELATED WORK ON ROUTE 9	Qualitative	Qualitative Decrease in Emissions	0	
608862	SOUTHBRIDGE- BRIDGE REPLACEMENT, S-21-009, MILL STREET OVER MCKINSTRY BROOK & S-21-003, MILL STREET OVER THE QUINEBAUG RIVER	Qualitative	No assumed impact/negligible impact on emissions	0	
609179	SPENCER- BRIDGE REPLACEMENT, S-23-012, NORTH SPENCER ROAD (ROUTE 31) OVER THE SEVEN MILE RIVER	Qualitative	No assumed impact/negligible impact on emissions	0	
609185	WORCESTER- BRIDGE RECONSTRUCTION OF W-44-083, HARRISON STREET OVER I-290 & W-44-093, LAUREL STREET OVER I-290	Qualitative	No assumed impact/negligible impact on emissions	0	
609186	DUDLEY - BRIDGE REPLACEMENT, D-12-026, STATE ROUTE 131 OVER THE QUINEBAUG RIVER	Qualitative	No assumed impact/negligible impact on emissions	0	
609528	GRAFTON- MILLBURY STREET IMPROVEMENTS (SRTS)	Qualitative	No assumed impact/negligible impact on emissions	0	
610535	WORCESTER- PEDESTRIAN AND BICYCLE IMPROVEMENTS ON PLEASANT STREET	Qualitative	Qualitative Decrease in Emissions	0	



# Greenhouse Gas (GHG) Analysis Report

Program Activity: Highway

STIP: 2023 - 2027 (D)

MassDot Project ID	MassDOT Project Description	GHG Analysis Type	GHG Impact Description	GHG CO2 Impact (kg/yr)	Additional Information
612087	AUBURN- RESURFACING AND RELATED WORK ON I-290 AND I-395	Qualitative	Qualitative Decrease in Emissions	0	
612098	UPTON- HOPEDALE- RESURFACING AND RELATED WORK ON ROUTE 140	Qualitative	Qualitative Decrease in Emissions	0	
Central Mass			Total GHG Increase (kg/year)	0	
			Total GHG Reduction (kg/year)	-5,285	
			Total GHG Difference (kg/year)	-5,285	
Franklin Region					
603371	ORANGE- RECONSTRUCTION OF NORTH MAIN STREET, FROM SCHOOL STREET TO LINCOLN AVENUE (0.4 MILES) INCLUDES RELOCATION OF FALL HILL BROOK CULVERT	Quantified	Quantified Decrease in Emissions from Complete Streets Project	0	Project is AC'd between FFY 2024 (\$7,722,290) and FFY 2025 (\$2,926,081). All GHG emissions reductions are included in the first year of advanced construction (FFY 2024)
607678	HEATH- BRIDGE REPLACEMENT, H-14-007, JACKSONVILLE STREET (SR 8A) OVER THE WEST BRANCH BROOK		No assumed impact/negligible impact on emissions	0	
608849	LEVERETT- BRIDGE REPLACEMENT, L-09-003, MILLERS ROAD OVER ROARING BROOK		No assumed impact/negligible impact on emissions	0	
608855	ROWE- BRIDGE REPLACEMENT, R-10-008, CYRUS STAGE ROAD OVER POTTER BROOK		No assumed impact/negligible impact on emissions	0	
608858	CHARLEMONT- BRIDGE REPLACEMENT, C-05-042, EAST OXBOW ROAD OVER OXBOW BROOK		No assumed impact/negligible impact on emissions	0	
609082	CONWAY- BRIDGE REPLACEMENT, C-20-004, NORTH POLAND ROAD OVER POLAND BROOK		No assumed impact/negligible impact on emissions	0	
609398	ERVING- RESURFACING AND RELATED WORK ON ROUTE 2		No assumed impact/negligible impact on emissions	0	
609427	MONTAGUE- BRIDGE REPLACEMENT, M-28-026, SOUTH STREET OVER SAWMILL RIVER		No assumed impact/negligible impact on emissions	0	
Franklin Region			Total GHG Increase (kg/year)	0	
			Total GHG Reduction (kg/year)	0	
			Total GHG Difference (kg/year)	0	



# Greenhouse Gas (GHG) Analysis Report

Program Activity: Highway

STIP: 2023 - 2027 (D)

MassDot Project ID	MassDOT Project Description	GHG Analysis Type	GHG Impact Description	GHG CO2 Impact (kg/yr)	Additional Information
Martha's Vineyard					
609459	TISBURY- DRAINAGE IMPROVEMENTS ON STATE HIGHWAY		No assumed impact/negligible impact on emissions	0	PRC approved. MassDOT letter to MVC 5/1/19. MVC JTC 5/29/19. PIF & PNF currently under review.
Martha's Vineyard			Total GHG Increase (kg/year)	0	
			Total GHG Reduction (kg/year)	0	
			Total GHG Difference (kg/year)	0	
Merrimack Valley					
602202	SALISBURY- RECONSTRUCTION OF ROUTE 1 (LAFAYETTE ROAD)	Quantified	Quantified Decrease in Emissions from Bicycle and Pedestrian Infrastructure	-27,932	
605304	HAVERHILL- BRIDGE REPLACEMENT, H-12-007 & H-12-025, BRIDGE STREET (SR 125) OVER THE MERRIMACK RIVER AND THE ABANDONED B&M RR (PROPOSED BIKEWAY)	Qualitative	No assumed impact/negligible impact on emissions	0	
606522	ANDOVER- BRIDGE REHABILITATION, A-09-036, I-495 OVER ST 28 (SB), A-09-037, I-495 OVER B&M AND MBTA, A-09-041, I-495 OVER ST 28 (NB)	Qualitative	No assumed impact/negligible impact on emissions	0	
607541	GEORGETOWN- BOXFORD- BORDER TO BOSTON TRAIL, FROM GEORGETOWN ROAD TO WEST MAIN STREET (ROUTE 97)	Quantified	Quantified Decrease in Emissions from Bicycle and Pedestrian Infrastructure	-2,667	
608095	NORTH ANDOVER- CORRIDOR IMPROVEMENTS ON ROUTE 114, BETWEEN WAVERLY ROAD & WILLOW/MILL STREET		RTP project included in the statewide model	0	
608930	LAWRENCE- LAWRENCE MANCHESTER RAIL CORRIDOR (LMRC) RAIL TRAIL	Quantified	Quantified Decrease in Emissions from Bicycle and Pedestrian Infrastructure	0	
609466	HAVERHILL- BRIDGE REPLACEMENT, H-12-040, I-495 (NB & SB) OVER MERRIMACK RIVER	Qualitative	No assumed impact/negligible impact on emissions	0	
610658	METHUEN- INTERSECTION IMPROVEMENTS AT RIVERSIDE DRIVE AND BURNHAM ROAD	Quantified	Quantified Decrease in Emissions from Traffic Operational Improvement	-333,725	



# Greenhouse Gas (GHG) Analysis Report

Program Activity: Highway

STIP: 2023 - 2027 (D)

MassDot Project ID	MassDOT Project Description	GHG Analysis Type	GHG Impact Description	GHG CO2 Impact (kg/yr)	Additional Information
610924	LAWRENCE- ROADWAY RECONSTRUCTION ON AMESBURY STREET	Qualitative	No assumed impact/negligible impact on emissions	0	Not yet enough information to generate an estimate
Merrimack Valley			Total GHG Increase (kg/year)	0	
			Total GHG Reduction (kg/year)	-364,324	
			Total GHG Difference (kg/year)	-364,324	
Montachusett					
604499	LEOMINSTER- RECONSTRUCTION/ REHABILITATION ON ROUTE 12 (CENTRAL STREET), INCLUDING REHABILITATION OF L-08-022	Quantified	Quantified Decrease in Emissions from Complete Streets Project	0	All CO2 emissions reductions are included within the last year of advanced construction (FFY 2026)
608189	FITCHBURG- BRIDGE REPLACEMENT AND RELATED WORK, F-04-017, WATER STREET (STATE 2A) OVER BOULDER DRIVE AND PANAM RAILROAD & F-04-018, WATER STREET (ROUTE 12) OVER NORTH NASHUA RIVER	Qualitative	No assumed impact/negligible impact on emissions	0	
608723	ATHOL- INTERSECTION IMPROVEMENTS AT CRESCENT STREET AND CHESTNUT HILL AVENUE	Qualitative	No assumed impact/negligible impact on emissions	0	
609187	HUBBARDSTON- BRIDGE REPLACEMENT, H-24-003, WILLIAMSVILLE ROAD OVER THE BURNSHIRT RIVER	Qualitative	No assumed impact/negligible impact on emissions	0	
609411	FITCHBURG- LEOMINSTER- TWIN CITIES RAIL TRAIL CONSTRUCTION (PHASE II)	Qualitative	No assumed impact/negligible impact on emissions	0	
612110	FITCHBURG- ASHBY- RESURFACING AND RELATED WORK ON ROUTE 31	Qualitative	No assumed impact/negligible impact on emissions	0	
Montachusett			Total GHG Increase (kg/year)	0	
			Total GHG Reduction (kg/year)	0	
			Total GHG Difference (kg/year)	0	
Northern Middlesex					
607887	LOWELL- ROURKE BRIDGE REPLACEMENT, L-15-088, WOOD STREET EXTENSION OVER BOSTON AND MAINE RAILROAD AND MERRIMAC RIVER	Qualitative	Qualitative Decrease in Emissions	0	
608227	BILLERICA- YANKEE DOODLE BIKE PATH CONSTRUCTION (PHASE I)	Quantified	No assumed impact/negligible impact on emissions	-147,642	

# Greenhouse Gas (GHG) Analysis Report

Program Activity: Highway

STIP: 2023 - 2027 (D)

MassDot Project ID	MassDOT Project Description	GHG Analysis Type	GHG Impact Description	GHG CO2 Impact (kg/yr)	Additional Information
608861	WESTFORD- BRIDGE REHABILITATION, W-26-002, STONY BROOK ROAD OVER THE STONY BROOK	Qualitative	No assumed impact/negligible impact on emissions	0	
609035	WESTFORD- REHABILITATION OF BOSTON ROAD	Quantified	Quantified Decrease in Emissions from Bicycle and Pedestrian Infrastructure	-3,447	
609510	DRACUT- IMPROVEMENTS AT GEORGE ENGLESBY ELEMENTARY SCHOOL (SRTS)	Qualitative	Qualitative Decrease in Emissions	0	
612631	CHELMSFORD- BRIDGE REPLACEMENT, C-08-039, GORHAM STREET (ST 3A) OVER I-495 AND REHABILITATION OF C-08-036, WESTFORD STREET OVER I-495 (DB)	Qualitative	No assumed impact/negligible impact on emissions	0	
Northern Middlesex			Total GHG Increase (kg/year)	0	
			Total GHG Reduction (kg/year)	-151,089	
			Total GHG Difference (kg/year)	-151,089	
Old Colony					
607403	STOUGHTON- CORRIDOR IMPROVEMENTS ON ROUTE 138	Quantified	Quantified Decrease in Emissions from Traffic Operational Improvement	3,546	
609052	BROCKTON- INTERSECTION IMPROVEMENTS AT CENTRE STREET (ROUTE 123) AND PLYMOUTH STREET	Quantified	Quantified Decrease in Emissions from Traffic Operational Improvement	359,725	
609410	BROCKTON- INTERSECTION IMPROVEMENTS AND RELATED WORK AT CENTRE STREET (ROUTE 123), CARY STREET AND LYMAN STREET	Quantified	Quantified Decrease in Emissions from Traffic Operational Improvement	220,765	
609435	PLYMPTON- BRIDGE REPLACEMENT, P-14-001 (445), WINNETUXET ROAD OVER WINNETUXET RIVER	Qualitative	No assumed impact/negligible impact on emissions	0	
S12638	BROCKTON- SYSTEMIC COUNTERMEASURES/SAFE SYSTEMS IMPLEMENTATION CITY-WIDE	Qualitative	No assumed impact/negligible impact on emissions	0	
Old Colony			Total GHG Increase (kg/year)	584,037	
			Total GHG Reduction (kg/year)	0	
			Total GHG Difference (kg/year)	584,037	

# Greenhouse Gas (GHG) Analysis Report

Program Activity: Highway

STIP: 2023 - 2027 (D)

MassDOT Project ID	MassDOT Project Description	GHG Analysis Type	GHG Impact Description	GHG CO2 Impact (kg/yr)	Additional Information
Pioneer Valley					
600935	HOLYOKE- BRIDGE REPLACEMENTS, H-21-014, ROUTE 141 (APPLETON STREET) OVER SECOND LEVEL CANAL & H-21-020 OVER FIRST LEVEL CANAL		No assumed impact/negligible impact on emissions	0	
607675	WILLIAMSBURG- BRIDGE REPLACEMENT, W-36-011 & W-36-017, BRIDGE STREET OVER THE MILL RIVER AND SOUTH MAIN STREET OVER THE MILL RIVER		No assumed impact/negligible impact on emissions	0	
608163	WALES- RECONSTRUCTION & IMPROVEMENTS ON MONSON ROAD, FROM THE MONSON T.L. TO REED HILL ROAD (1.5 MILES)	Quantified	Quantified Decrease in Emissions from Complete Streets Project	324	
608717	SPRINGFIELD- RECONSTRUCTION OF SUMNER AVENUE AT DICKINSON STREET AND BELMONT AVENUE (THE "X")	Quantified	Quantified Decrease in Emissions from Complete Streets Project	-39,183	
608846	MONSON- BRIDGE REPLACEMENT, M-27-015, OLD WALES ROAD OVER CONANT BROOK		No assumed impact/negligible impact on emissions	0	
609120	LUDLOW- BRIDGE REPLACEMENT, L-16-026, PINEY LANE OVER BROAD BROOK		No assumed impact/negligible impact on emissions	0	
609287	WORTHINGTON- RECONSTRUCTION & RELATED WORK ON ROUTE 143 (PHASE II), FROM PERU T.L. TO COLD STREET	Quantified	Quantified Decrease in Emissions from Complete Streets Project	-220	
610652	AGAWAM- ROBINSON PARK ELEMENTARY SCHOOL IMPROVEMENTS (SRTS)		No assumed impact/negligible impact on emissions	0	
610779	HAMPDEN- BRIDGE REPLACEMENT, H-04-004, ROCKADUNDEE BRIDGE OVER SCANTIC RIVER		No assumed impact/negligible impact on emissions	0	
S12637	SPRINGFIELD- SYSTEMIC COUNTERMEASURES/SAFE SYSTEMS IMPLEMENTATION CITY-WIDE		No assumed impact/negligible impact on emissions	0	
Pioneer Valley			Total GHG Increase (kg/year)	324	
			Total GHG Reduction (kg/year)	-39,403	
			Total GHG Difference (kg/year)	-39,079	
Southeastern Mass					

# Greenhouse Gas (GHG) Analysis Report

Program Activity: Highway

STIP: 2023 - 2027 (D)

MassDot Project ID	MassDOT Project Description	GHG Analysis Type	GHG Impact Description	GHG CO2 Impact (kg/yr)	Additional Information
605311	MARION- WAREHAM- BRIDGE REPLACEMENT, M-05-001=W-06-013 & W-06-016, WAREHAM STREET (US 6) OVER WEWEANTIC RIVER	Qualitative	No assumed impact/negligible impact on emissions	0	
606527	NEW BEDFORD- SUPERSTRUCTURE REPLACEMENT, N-06-020, I-195 (EB & WB) RAMP C & F OVER ST 18, COUNTY STREET, STATE STREET, MASS COASTAL RAILROAD, PURCHASE STREET, WELD STREET, INCLUDES REPLACING N-06-046, I-195 (EB) RAMP F OVER WELD STREET		No assumed impact/negligible impact on emissions	0	
607871	DARTMOUTH- CORRIDOR IMPROVEMENTS ON ROUTE 6, FROM FAUNCE CORNER ROAD TO HATHAWAY ROAD	Quantified	Quantified Decrease in Emissions from Traffic Operational Improvement	-605,237	
608049	FALL RIVER- CORRIDOR IMPROVEMENTS ON ROUTE 79/DAVOL STREET	Qualitative	Qualitative Increase in Emissions	0	Analysis to be performed to validate assumption.
608053	MANSFIELD- INTERSECTION & SIGNAL IMPROVEMENTS AT SR 140 (COMMERCIAL STREET) & SR 106 (CHAUNCEY STREET)	Quantified	Quantified Decrease in Emissions from Traffic Operational Improvement	-305,061	
608572	DARTMOUTH TO RAYNHAM- GUIDE AND TRAFFIC SIGN REPLACEMENT ON SECTIONS OF I-195 AND I-495	Qualitative	No assumed impact/negligible impact on emissions	0	
608753	TAUNTON- CORRIDOR IMPROVEMENTS AND RELATED WORK ON BROADWAY (ROUTE 138), FROM PURCHASE STREET TO JACKSON STREET (PHASE 2)	Qualitative	Qualitative Decrease in Emissions	0	
608944	MANSFIELD- RECONSTRUCTION ON CHAUNCEY STREET (ROUTE 106)	Qualitative	Qualitative Decrease in Emissions	0	
609518	FAIRHAVEN- LEROY WOOD ELEMENTARY SCHOOL IMPROVEMENTS (SRTS)	Qualitative	No assumed impact/negligible impact on emissions	0	
610647	WAREHAM- CORRIDOR IMPROVEMENTS ON ROUTE 6 AT SWIFTS BEACH ROAD	Qualitative	Qualitative Decrease in Emissions	0	
610802	SOMERSET- STORMWATER IMPROVEMENTS ALONG ROUTE 6, ROUTE 138, AND ROUTE 103 FOR TAUNTON RIVER	Qualitative	No assumed impact/negligible impact on emissions	0	
611996	NEW BEDFORD- PAVEMENT PRESERVATION AND RELATED WORK ON ROUTE 140	Qualitative	No assumed impact/negligible impact on emissions	0	



# Greenhouse Gas (GHG) Analysis Report

Program Activity: Highway

STIP: 2023 - 2027 (D)

MassDot Project ID	MassDOT Project Description	GHG Analysis Type	GHG Impact Description	GHG CO2 Impact (kg/yr)	Additional Information
Southeastern Mass			Total GHG Increase (kg/year)	0	
			Total GHG Reduction (kg/year)	-910,298	
			Total GHG Difference (kg/year)	-910,298	
Statewide					
608816	LOWELL- DRACUT- METHUEN- RESURFACING AND RELATED WORK ON ROUTE 110		No assumed impact/negligible impact on emissions	0	
609058	PEABODY TO GLOUCESTER- GUIDE AND TRAFFIC SIGN REPLACEMENT ON ROUTE 128		No assumed impact/negligible impact on emissions	0	
609380	STATEWIDE- INTELLIGENT TRANSPORTATION SYSTEMS (PLACEHOLDER 2024)		No assumed impact/negligible impact on emissions	0	
612106	SPRINGFIELD- CHICOPEE- INTERSTATE MAINTENANCE AND RELATED WORK ON I-91		No assumed impact/negligible impact on emissions	0	
S12632	2024 Bridge Inspection & Data Control		No assumed impact/negligible impact on emissions	0	
S12639	SYSTEMIC ROADWAY DEPARTURE COUNTERMEASURE IMPLEMENTATION (SHSP RECOMMENDATIONS)		No assumed impact/negligible impact on emissions	0	
S12660	BIL-BFP SYSTEMATIC BRIDGE MAINTENANCE		No assumed impact/negligible impact on emissions	0	
S12662	MassDOT Resiliency-focused Improvements (2023-2027 STIP)		No assumed impact/negligible impact on emissions	0	
S12664	ABP GANS (FFY 2024)		No assumed impact/negligible impact on emissions	0	
S12669	Metropolitan Planning (FFY 2025 UPWPs) - PL & SPR		No assumed impact/negligible impact on emissions	0	
S12674	Railroad Grade Crossings (FFY 2024)		No assumed impact/negligible impact on emissions	0	
S12677	RECREATIONAL TRAILS PROGRAM (FFY 2024)		No assumed impact/negligible impact on emissions	0	
S12682	SRTS EDUCATION (FFY 2024)		No assumed impact/negligible impact on emissions	0	



# Greenhouse Gas (GHG) Analysis Report

Program Activity: Highway

STIP: 2023 - 2027 (D)

MassDot Project ID	MassDOT Project Description	GHG Analysis Type	GHG Impact Description	GHG CO2 Impact (kg/yr)	Additional Information
S12709	SPR Work Program (FFY 2025)	Qualitative	No assumed impact/negligible impact on emissions	0	
S12729	Awards, Adjustments, Change Orders, etc. (FFY 2024)	Qualitative	No assumed impact/negligible impact on emissions	0	
S12734	Electric Vehicle Infrastructure (FFY 2024)	Qualitative	Qualitative Decrease in Emissions	0	
Statewide			Total GHG Increase (kg/year)	0	
			Total GHG Reduction (kg/year)	0	
			Total GHG Difference (kg/year)	0	
2024			Total GHG Increase (kg/year)	635,118	
			Total GHG Reduction (kg/year)	-2,172,514	
			Total GHG Difference (kg/year)	-1,537,396	



# Greenhouse Gas (GHG) Analysis Report

Program Activity: Highway

STIP: 2023 - 2027 (D)

MassDot Project ID	MassDOT Project Description	GHG Analysis Type	GHG Impact Description	GHG CO2 Impact (kg/yr)	Additional Information
Federal Fiscal Year 2025					
Berkshire Region					
607677	LEE- BRIDGE REPLACEMENT, L-05-013, MILL STREET OVER WASHINGTON MOUNTAIN BROOK	Qualitative	No assumed impact/negligible impact on emissions	0	
608859	TYRINGHAM- SUPERSTRUCTURE REPLACEMENT, T-10-003, JERUSALEM ROAD OVER HOP BROOK	Qualitative	No assumed impact/negligible impact on emissions	0	
609076	GREAT BARRINGTON- BRIDGE REPLACEMENT, G-11-006, COTTAGE STREET OVER HOUSATONIC RIVER		No assumed impact/negligible impact on emissions	0	
609277	NORTH ADAMS- RECONSTRUCTION OF ASHLAND STREET	Qualitative	Qualitative Decrease in Emissions	0	
609428	LANESBOROUGH- BRIDGE REPLACEMENT, L-03-010, BRIDGE STREET OVER TOWN BROOK		No assumed impact/negligible impact on emissions	0	
609430	GREAT BARRINGTON- BRIDGE REPLACEMENT, G-11-014, STATE ROAD (ROUTES 7/23) OVER THE HOUSATONIC RIVER	Qualitative	No assumed impact/negligible impact on emissions	0	
610777	ADAMS- BRIDGE PRESERVATION, A-04-038, QUALITY STREET OVER HOOSIC RIVER	Qualitative	No assumed impact/negligible impact on emissions	0	
612162	PITTSFIELD- BRIDGE REPLACEMENT, P-10-039, WAHCONAH STREET OVER WEST BRANCH HOUSATONIC	Qualitative	No assumed impact/negligible impact on emissions	0	
612168	PITTSFIELD- BRIDGE REPLACEMENT, P-10-040, PONTOOSUC AVE OVER WEST BRANCH HOUSATONIC	Qualitative	No assumed impact/negligible impact on emissions	0	
612177	LANESBOROUGH- BRIDGE REPLACEMENT, L-03-015, US 7 WILLMSTOWN ROAD OVER WATER BRODIE MOUNTAIN BROOK	Qualitative	No assumed impact/negligible impact on emissions	0	
612183	GREAT BARRINGTON- BRIDGE REPLACEMENT, G-11-002, DIVISION STREET OVER HOUSATONIC RIVER	Qualitative	No assumed impact/negligible impact on emissions	0	
Berkshire Region			Total GHG Increase (kg/year)	0	
			Total GHG Reduction (kg/year)	0	
			Total GHG Difference (kg/year)	0	
Boston Region					



# Greenhouse Gas (GHG) Analysis Report

Program Activity: Highway

STIP: 2023 - 2027 (D)

MassDot Project ID	MassDOT Project Description	GHG Analysis Type	GHG Impact Description	GHG CO2 Impact (kg/yr)	Additional Information
604564	MAYNARD- BRIDGE REPLACEMENT, M-10-004, ROUTE 62 (MAIN STREET) OVER THE ASSABET RIVER		No assumed impact/negligible impact on emissions	0	
605168	HINGHAM- IMPROVEMENTS ON ROUTE 3A FROM OTIS STREET/COLE ROAD INCLUDING SUMMER STREET AND ROTARY; ROCKLAND STREET TO GEORGE WASHINGTON BOULEVARD.		No assumed impact/negligible impact on emissions	0	
605857	NORWOOD- INTERSECTION IMPROVEMENTS @ ROUTE 1 & UNIVERSITY AVENUE/EVERETT STREET	Quantified	Quantified Decrease in Emissions from Traffic Operational Improvement	0	
606226	BOSTON- RECONSTRUCTION OF RUTHERFORD AVENUE, FROM CITY SQUARE TO SULLIVAN SQUARE	Quantified	RTP project included in the statewide model	0	
607684	BRAINTREE- BRIDGE REPLACEMENT, B-21-017, WASHINGTON STREET (ST 37) OVER MBTA/CSX RAILROAD		No assumed impact/negligible impact on emissions	0	
607977	HOPKINTON- WESTBOROUGH- RECONSTRUCTION OF I-90/I-495 INTERCHANGE	Quantified	RTP project included in the statewide model	0	
608051	WILMINGTON- RECONSTRUCTION ON ROUTE 38 (MAIN STREET), FROM ROUTE 62 TO THE WOBURN C.L.	Quantified	Quantified Decrease in Emissions from Complete Streets Project	-492,167	
608067	WOBURN- INTERSECTION RECONSTRUCTION AT ROUTE 3 (CAMBRIDGE ROAD) & BEDFORD ROAD AND SOUTH BEDFORD STREET	Quantified	Quantified Decrease in Emissions from Traffic Operational Improvement	0	
608703	WILMINGTON- BRIDGE REPLACEMENT, W-38-029 (2KV), ST 129 LOWELL STREET OVER I 93		No assumed impact/negligible impact on emissions	0	
608952	CHELSEA- BRIDGE SUPERSTRUCTURE REPLACEMENT C-09-013, WASHINGTON AVENUE, CARTER STREET & COUNTY ROAD/ROUTE 1		No assumed impact/negligible impact on emissions	0	
609257	EVERETT- RECONSTRUCTION OF BEACHAM STREET	Quantified	Quantified Decrease in Emissions from Complete Streets Project	0	
609399	RANDOLPH- RESURFACING AND RELATED WORK ON ROUTE 28		No assumed impact/negligible impact on emissions	0	

# Greenhouse Gas (GHG) Analysis Report

Program Activity: Highway

STIP: 2023 - 2027 (D)

MassDot Project ID	MassDOT Project Description	GHG Analysis Type	GHG Impact Description	GHG CO2 Impact (kg/yr)	Additional Information
609532	CHELSEA- TARGETED SAFETY IMPROVEMENTS AND RELATED WORK ON BROADWAY, FROM WILLIAMS STREET TO CITY HALL AVENUE		No assumed impact/negligible impact on emissions	0	
610544	PEABODY- MULTI-USE PATH CONSTRUCTION OF INDEPENDENCE GREENWAY AT I-95 AND ROUTE 1	Quantified	Quantified Decrease in Emissions from Bicycle and Pedestrian Infrastructure	0	
610662	WOBURN- ROADWAY AND INTERSECTION IMPROVEMENTS AT WOBURN COMMON, ROUTE 38 (MAIN STREET), WINN STREET, PLEASANT STREET AND MONTVALE AVENUE	Quantified	Quantified Decrease in Emissions from Complete Streets Project	0	
610680	NATICK- LAKE COCHITUATE PATH	Qualitative	No assumed impact/negligible impact on emissions	0	
610722	ACTON- BOXBOROUGH- LITTLETON- PAVEMENT PRESERVATION ROUTE 2		No assumed impact/negligible impact on emissions	0	
610776	CAMBRIDGE- SUPERSTRUCTURE REPLACEMENT, C-01-031, US ROUTE 3/ROUTE 16/ROUTE 2 OVER MBTA REDLINE		No assumed impact/negligible impact on emissions	0	
611997	NEWTON- HORACE MANN ELEMENTARY SCHOOL IMPROVEMENTS (SRTS)		No assumed impact/negligible impact on emissions	0	
612001	MEDFORD- MILTON FULLER ROBERTS ELEMENTARY SCHOOL (SRTS)		No assumed impact/negligible impact on emissions	0	
612028	STONEHAM- DECK REPLACEMENT & SUPERSTRUCTURE REPAIRS, S-27-006 (2L2), (ST 28) FELLSWAY WEST OVER I-93		No assumed impact/negligible impact on emissions	0	
612100	REVERE- IMPROVEMENTS AT BEACHMONT VETERANS ELEMENTARY (SRTS)		No assumed impact/negligible impact on emissions	0	
612173	BELLINGHAM- BRIDGE REPLACEMENT, B-06-022, MAPLE STREET OVER I-495		No assumed impact/negligible impact on emissions	0	
612178	NATICK- BRIDGE REPLACEMENT, N-03-010, SPEEN STREET OVER RR MBTA/CSX		No assumed impact/negligible impact on emissions	0	
612182	NEWTON- BRIDGE REPLACEMENT, N-12-040, BOYLSTON STREET OVER GREEN LINE D		No assumed impact/negligible impact on emissions	0	
612184	REVERE- BRIDGE REPLACEMENT, R-05-015, REVERE BEACH PARKWAY OVER BROADWAY		No assumed impact/negligible impact on emissions	0	



# Greenhouse Gas (GHG) Analysis Report

Program Activity: Highway

STIP: 2023 - 2027 (D)

MassDot Project ID	MassDOT Project Description	GHG Analysis Type	GHG Impact Description	GHG CO2 Impact (kg/yr)	Additional Information
612196	BRAINTREE- BRIDGE REPLACEMENT, B-21-067, JW MAHER HIGHWAY OVER MONATIQUE RIVER		No assumed impact/negligible impact on emissions	0	
612523	REVERE- STATE ROAD BEACHMONT CONNECTOR	Qualitative	No assumed impact/negligible impact on emissions	0	
S12113	TRANSIT MODERNIZATION PROGRAM	Qualitative	No assumed impact/negligible impact on emissions	0	Will include impacts when specific investments in the program are decided.
S12124	COMMUNITY CONNECTIONS PROGRAM	Qualitative	No assumed impact/negligible impact on emissions	0	Not applicable; see individual projects
S12694	NEWMO MICROTRANSIT SERVICE EXPANSION	Quantified	Quantified Decrease in Emissions from New/Additional Transit Service	0	
S12697	PLEASANT STREET SHUTTLE SERVICE EXPANSION	Quantified	Quantified Decrease in Emissions from New/Additional Transit Service	0	
S12699	STONEHAM SHUTTLE SERVICE	Quantified	Quantified Decrease in Emissions from New/Additional Transit Service	0	
S12700	CATA ON DEMAND MICROTRANSIT SERVICE EXPANSION	Quantified	Quantified Decrease in Emissions from New/Additional Transit Service	0	
S12701	MWRTA CATCHCONNECT MICROTRANSIT SERVICE EXPANSION	Quantified	Quantified Decrease in Emissions from New/Additional Transit Service	0	
S12703	MONTACHUSETT RTA MICROTRANSIT SERVICE	Quantified	Quantified Decrease in Emissions from New/Additional Transit Service	0	
Boston Region			Total GHG Increase (kg/year)	0	
			Total GHG Reduction (kg/year)	-492,167	
			Total GHG Difference (kg/year)	-492,167	
Cape Cod					

# Greenhouse Gas (GHG) Analysis Report

Program Activity: Highway

STIP: 2023 - 2027 (D)

MassDot Project ID	MassDOT Project Description	GHG Analysis Type	GHG Impact Description	GHG CO2 Impact (kg/yr)	Additional Information
606082	BOURNE- MEDIAN INSTALLATION ON ROUTE 6 (SCENIC HIGHWAY)	Qualitative	Qualitative Decrease in Emissions	0	Assumed nominal decrease in emissions from sidewalk and bicycle infrastructure
608744	PROVINCETOWN- CORRIDOR IMPROVEMENTS AND RELATED WORK ON SHANK PAINTER ROAD, FROM ROUTE 6 TO BRADFORD STREET	Quantified	Quantified Decrease in Emissions from Bicycle and Pedestrian Infrastructure	4,854	AC Project programmed for 2024, 2025
608819	BARNSTABLE- RESURFACING AND RELATED WORK ON ROUTE 6	Qualitative	No assumed impact/negligible impact on emissions	0	
609262	BOURNE- RAIL TRAIL CONSTRUCTION (PHASE 1)	Quantified	Quantified Decrease in Emissions from Bicycle and Pedestrian Infrastructure	652	
611986	MASHPEE- CORRIDOR IMPROVEMENTS & RELATED WORK ON ROUTE 151, FROM THE FALMOUTH T.L. TC OLD BARNSTABLE ROAD (PHASE 2)	Quantified	Quantified Decrease in Emissions from Bicycle and Pedestrian Infrastructure	0	AC Project programmed for 2025-2026
Cape Cod			Total GHG Increase (kg/year)	5,506	
			Total GHG Reduction (kg/year)	0	
			Total GHG Difference (kg/year)	5,506	
Central Mass					
602659	CHARLTON- OXFORD- RECONSTRUCTION ON ROUTE 20, FROM RICHARDSON'S CORNER EASTERLY TO ROUTE 12, INCLUDES REHAB OF C-06-023 & REPLACEMENT OF O-06-002	Quantified	Quantified Decrease in Emissions from Traffic Operational Improvement	-204,865	Emissions reduction also includes bicycle and pedestrian infrastructure. All CO2 emissions reductions are included within the last year of advanced construction (FFY 2025)
608433	WEBSTER- INTERSECTION IMPROVEMENTS AT I-395 RAMP (EXIT 2) AT ROUTE 16 (EAST MAIN STREET) AND SUTTON ROAD	Qualitative	Qualitative Decrease in Emissions	0	
608851	HARDWICK- NEW BRAINTREE- BRIDGE REPLACEMENT, H-08-003=N-07-002, CREAMERY ROAD OVER WARE RIVER	Qualitative	No assumed impact/negligible impact on emissions	0	
608961	WORCESTER- INTERSECTION IMPROVEMENTS ON CHANDLER STREET AND MAY STREET	Qualitative	Qualitative Decrease in Emissions	0	

# Greenhouse Gas (GHG) Analysis Report

Program Activity: Highway

STIP: 2023 - 2027 (D)

MassDot Project ID	MassDOT Project Description	GHG Analysis Type	GHG Impact Description	GHG CO2 Impact (kg/yr)	Additional Information
609049	WEST BROOKFIELD- RESURFACING & RELATED WORK ON ROUTE 9, FROM 850' WEST OF WELCOME ROAD TO PIERCE ROAD (1 MILE - PHASE II)	Quantified	Quantified Decrease in Emissions from Bicycle and Pedestrian Infrastructure	-295	
610717	UXBRIDGE TO WORCESTER- GUIDE AND TRAFFIC SIGN REPLACEMENT ON A SECTION OF ROUTE 146	Qualitative	No assumed impact/negligible impact on emissions	0	
610769	SUTTON- BRIDGE REPLACEMENT, S-33-002, MANCHAUG ROAD OVER MUMFORD RIVER	Qualitative	No assumed impact/negligible impact on emissions	0	
612190	HOLDEN- BRIDGE REPLACEMENT, H-18-004, SALISBURY STREET OVER PW RAILROAD	Qualitative	No assumed impact/negligible impact on emissions	0	
612192	AUBURN- BRIDGE REPLACEMENT, A-17-038, US 20 (WB) WASHINGTON STREET OVER I-395	Qualitative	No assumed impact/negligible impact on emissions	0	
612195	WORCESTER- SUPERSTRUCTURE REPLACEMENT, W-44-091, I-290 OVER EAST CENTRAL STREET	Qualitative	No assumed impact/negligible impact on emissions	0	
Central Mass			Total GHG Increase (kg/year)	0	
			Total GHG Reduction (kg/year)	-205,160	
			Total GHG Difference (kg/year)	-205,160	
Franklin Region					
602319	NORTHFIELD- BRIDGE REPLACEMENT, N-22-010, BIRNAM ROAD OVER MILL BROOK		No assumed impact/negligible impact on emissions	0	
603371	ORANGE- RECONSTRUCTION OF NORTH MAIN STREET, FROM SCHOOL STREET TO LINCOLN AVENUE (0.4 MILES) INCLUDES RELOCATION OF FALL HILL BROOK CULVERT	Quantified	Quantified Decrease in Emissions from Complete Streets Project	-295	Project is AC'd between FFY 2024 (\$7,722,290) and FFY 2025 (\$2,926,081). All GHG emissions reductions are included in the first year of advanced construction (FFY 2024)
605983	WHATELY- REHABILITATION OF HAYDENVILLE ROAD FROM CONWAY ROAD TO THE WILLIAMSBURG T.L. (1.7 MILES)	Qualitative	No assumed impact/negligible impact on emissions	0	Project is AC'd between FFY 2025 (\$5,538,344) and FFY 2026 (\$4,099,675).
612159	BERNARDSTON- BRIDGE REPLACEMENT, B-10-001, ROUTE 10 OVER FALL RIVER		No assumed impact/negligible impact on emissions	0	
612164	MONTAGUE- BRIDGE REPLACEMENT, M-28-034, NORTH LEVERETT ROAD OVER SAWMILL RIVER		No assumed impact/negligible impact on emissions	0	

# Greenhouse Gas (GHG) Analysis Report

Program Activity: Highway

STIP: 2023 - 2027 (D)

MassDot Project ID	MassDOT Project Description	GHG Analysis Type	GHG Impact Description	GHG CO2 Impact (kg/yr)	Additional Information
Franklin Region			Total GHG Increase (kg/year)	0	
			Total GHG Reduction (kg/year)	-295	
			Total GHG Difference (kg/year)	-295	
Martha's Vineyard					
609459	TISBURY- DRAINAGE IMPROVEMENTS ON STATE HIGHWAY		No assumed impact/negligible impact on emissions	0	PRC approved. MassDOT letter to MVC 5/1/19. MVC JTC 5/29/19. PIF & PNF currently under review.
Martha's Vineyard			Total GHG Increase (kg/year)	0	
			Total GHG Reduction (kg/year)	0	
			Total GHG Difference (kg/year)	0	
Merrimack Valley					
605304	HAVERHILL- BRIDGE REPLACEMENT, H-12-007 & H-12-025, BRIDGE STREET (SR 125) OVER THE MERRIMACK RIVER AND THE ABANDONED B&M RR (PROPOSED BIKEWAY)	Qualitative	No assumed impact/negligible impact on emissions	0	
606522	ANDOVER- BRIDGE REHABILITATION, A-09-036, I-495 OVER ST 28 (SB), A-09-037, I-495 OVER B&M AND MBTA, A-09-041, I-495 OVER ST 28 (NB)	Qualitative	No assumed impact/negligible impact on emissions	0	
608095	NORTH ANDOVER- CORRIDOR IMPROVEMENTS ON ROUTE 114, BETWEEN WAVERLY ROAD & WILLOW/MILL STREET		RTP project included in the statewide model	0	
608930	LAWRENCE- LAWRENCE MANCHESTER RAIL CORRIDOR (LMRC) RAIL TRAIL	Quantified	Quantified Decrease in Emissions from Bicycle and Pedestrian Infrastructure	-175,927	
609466	HAVERHILL- BRIDGE REPLACEMENT, H-12-040, I-495 (NB & SB) OVER MERRIMACK RIVER	Qualitative	No assumed impact/negligible impact on emissions	0	
612002	LAWRENCE- COMMUNITY DAY ARLINGTON IMPROVEMENTS (SRTS)	Qualitative	No assumed impact/negligible impact on emissions	0	
612045	ANDOVER- TEWKSBURY- INTERSTATE MAINTENANCE AND RELATED WORKS ON I-93	Qualitative	No assumed impact/negligible impact on emissions	0	





# Greenhouse Gas (GHG) Analysis Report

Program Activity: Highway

STIP: 2023 - 2027 (D)

MassDot Project ID	MassDOT Project Description	GHG Analysis Type	GHG Impact Description	GHG CO2 Impact (kg/yr)	Additional Information
612143	ANDOVER- BRIDGE REPLACEMENT, A-09-015, TEWKSBURY STREET OVER MBTA/BMRR	Qualitative	No assumed impact/negligible impact on emissions	0	
612158	METHUEN- BRIDGE REPLACEMENT, M-17-026, ROUTE 213 EB/WB OVER THE METHUEN RAIL TRAIL	Qualitative	No assumed impact/negligible impact on emissions	0	
612193	ANDOVER- BRIDGE PRESERVATION, A-09-022, I-93 OVER MERRIMACK RIVER	Qualitative	No assumed impact/negligible impact on emissions	0	
Merrimack Valley			Total GHG Increase (kg/year)	0	
			Total GHG Reduction (kg/year)	-175,927	
			Total GHG Difference (kg/year)	-175,927	
Montachusett					
604499	LEOMINSTER- RECONSTRUCTION/ REHABILITATION ON ROUTE 12 (CENTRAL STREET), INCLUDING REHABILITATION OF L-08-022	Quantified	Quantified Decrease in Emissions from Complete Streets Project	-41,989	All CO2 emissions reductions are included within the last year of advanced construction (FFY 2026)
609108	GARDNER- BIKE PATH BRIDGE CONSTRUCTION, NORTH CENTRAL PATHWAY OVER ROUTE 140	Qualitative	No assumed impact/negligible impact on emissions	0	
609244	ASHBURNHAM- ROADWAY REHABILITATION ON ROUTE 101 SOUTH	Qualitative	No assumed impact/negligible impact on emissions	0	
610659	STERLING- STORMWATER DRAINAGE IMPROVEMENTS AT WACHUSETT RESERVOIR ON ROUTE 110 (METROPOLITAN ROAD)	Qualitative	No assumed impact/negligible impact on emissions	0	
612151	ATHOL- BRIDGE REPLACEMENT, A-15-013, ST 2A/MAIN STREET OVER BMRR	Qualitative	No assumed impact/negligible impact on emissions	0	
Montachusett			Total GHG Increase (kg/year)	0	
			Total GHG Reduction (kg/year)	-41,989	
			Total GHG Difference (kg/year)	-41,989	
Northern Middlesex					
605966	LOWELL- RECONSTRUCTION & RELATED WORK ON VFW HIGHWAY	Qualitative	Qualitative Decrease in Emissions	0	
607401	CHELMSFORD- TRAFFIC SIGNAL INSTALLATION AT ROUTE 110 & ROUTE 495 (2 LOCATIONS)	Qualitative	Qualitative Decrease in Emissions	0	





# Greenhouse Gas (GHG) Analysis Report

Program Activity: Highway

STIP: 2023 - 2027 (D)

MassDot Project ID	MassDOT Project Description	GHG Analysis Type	GHG Impact Description	GHG CO2 Impact (kg/yr)	Additional Information
612096	WESTFORD- INTERSTATE MAINTENANCE AND RELATED WORK ON I-495	Qualitative	No assumed impact/negligible impact on emissions	0	
Northern Middlesex			Total GHG Increase (kg/year)	0	
			Total GHG Reduction (kg/year)	0	
			Total GHG Difference (kg/year)	0	
Old Colony					
607818	BROCKTON- INTERSECTION IMPROVEMENTS AT LYMAN STREET/GROVE STREET/SUMMER STREET & REPLACEMENT OF GROVE STREET BRIDGE, B-25-005, OVER SALISBURY PLAIN RIVER	Quantified	Quantified Decrease in Emissions from Traffic Operational Improvement	6,779	
608195	EASTON- CORRIDOR IMPROVEMENTS ON ROUTE 138 INCLUDING INTERSECTION IMPROVEMENTS AT ROUTE 138 (WASHINGTON STREET) AND ELM STREET	Quantified	Quantified Decrease in Emissions from Traffic Operational Improvement	256,229	
Old Colony			Total GHG Increase (kg/year)	263,008	
			Total GHG Reduction (kg/year)	0	
			Total GHG Difference (kg/year)	263,008	
Pioneer Valley					
604136	MONSON- PALMER- BRIDGE REPLACEMENT, M-27-007=P-01-007, STATE AVENUE OVER THE QUABOAG RIVER		No assumed impact/negligible impact on emissions	0	
608413	NORTHAMPTON- ROCKY HILL GREENWAY MULTI-USE TRAIL, FROM THE MANHAN RAIL TRAIL TO ROCKY HILL ROAD (0.4 MILES)	Quantified	Quantified Decrease in Emissions from Bicycle and Pedestrian Infrastructure	316	
608460	HADLEY- BRIDGE REPLACEMENT, H-01-005, BAY ROAD (ROUTE 47) OVER THE FORT RIVER		No assumed impact/negligible impact on emissions	0	
608869	NORTHAMPTON- BRIDGE REPLACEMENT, N-19-068, OLD SPRINGFIELD ROAD OVER THE MILL RIVER		No assumed impact/negligible impact on emissions	0	
608881	LONGMEADOW- SPRINGFIELD- RESURFACING AND INTERSECTION IMPROVEMENTS ON LONGMEADOW STREET (ROUTE 5) AND CONVERSE STREET (0.84 MILES)	Quantified	Quantified Decrease in Emissions from Complete Streets Project	-3,410	

# Greenhouse Gas (GHG) Analysis Report

Program Activity: Highway

STIP: 2023 - 2027 (D)

MassDot Project ID	MassDOT Project Description	GHG Analysis Type	GHG Impact Description	GHG CO2 Impact (kg/yr)	Additional Information
609065	HOLYOKE- RESURFACING AND RELATED WORK ON CABOT STREET AND RACE STREET (CENTER CITY CONNECTOR)	Quantified	Quantified Decrease in Emissions from Complete Streets Project	-7,078	
609286	NORTHAMPTON- DOWNTOWN COMPLETE STREETS CORRIDOR AND INTERSECTION IMPROVEMENTS ON MAIN STREET (ROUTE 9)	Quantified	Quantified Decrease in Emissions from Complete Streets Project	4,733	Does not include Intersection LOS analysis
609409	SPRINGFIELD- BRIDGE REPLACEMENT, S-24-016, ARMORY STREET OVER CSX MAINLINE & S-24-026, ARMORY STREET OVER ABANDONED CSX		No assumed impact/negligible impact on emissions	0	
610657	EASTHAMPTON- NORTHAMPTON- INSTALLATION OF A SHARED-USE PATH ALONG MOUNT TOM ROAD FROM THE MANHAN TRAIL TO ATWOOD DRIVE	Qualitative	No assumed impact/negligible impact on emissions	0	
610768	WESTHAMPTON- BRIDGE REPLACEMENT, W-27-028, PERRY HILL ROAD OVER NORTH BROOK OF MANHAN RIVER		No assumed impact/negligible impact on emissions	0	
612031	WORTHINGTON- RESURFACING AND RELATED WORK ON ROUTE 112		No assumed impact/negligible impact on emissions	0	
612079	CHICOPEE- HUGH SCOTT STREIBER ELEMENTARY SCHOOL IMPROVEMENTS (SRTS)		No assumed impact/negligible impact on emissions	0	
612080	SPRINGFIELD- REBECCA M. JOHNSON ELEMENTARY SCHOOL IMPROVEMENTS (SRTS)		No assumed impact/negligible impact on emissions	0	
612160	MONSON- PALMER- BRIDGE REPLACEMENT, M-27-008=P-01-008, ROUTE 32 OVER QUABOAG RIVER		No assumed impact/negligible impact on emissions	0	
612175	RUSSELL- BRIDGE REPLACEMENT, R-13-004, BLANDFORD STAGE RD OVER STAGE BROOK		No assumed impact/negligible impact on emissions	0	
612176	HUNTINGTON- BRIDGE REPLACEMENT, H-27-008, ST 112 WORTHINGTON ROAD OVER WATER POND BROOK		No assumed impact/negligible impact on emissions	0	
612187	CHICOPEE- BRIDGE PRESERVATION, C-13-038, I-391 OVER (ST 116) CHICOPEE STREET		No assumed impact/negligible impact on emissions	0	
Pioneer Valley			Total GHG Increase (kg/year)	5,049	
			Total GHG Reduction (kg/year)	-10,488	
			Total GHG Difference (kg/year)	-5,439	

# Greenhouse Gas (GHG) Analysis Report

Program Activity: Highway

STIP: 2023 - 2027 (D)

MassDot Project ID	MassDOT Project Description	GHG Analysis Type	GHG Impact Description	GHG CO2 Impact (kg/yr)	Additional Information
Southeastern Mass					
606089	FREETOWN- SUPERSTRUCTURE REPLACEMENT, F-09-010, N. MAIN STREET OVER ST 24	Qualitative	No assumed impact/negligible impact on emissions	0	
606389	FREETOWN- BRIDGE REPLACEMENT, F-09-017, CHACE ROAD OVER ROUTE 140	Qualitative	No assumed impact/negligible impact on emissions	0	
606527	NEW BEDFORD- SUPERSTRUCTURE REPLACEMENT, N-06-020, I-195 (EB & WB) RAMP C & F OVER ST 18, COUNTY STREET, STATE STREET, MASS COASTAL RAILROAD, PURCHASE STREET, WELD STREET, INCLUDES REPLACING N-06-046, I-195 (EB) RAMP F OVER WELD STREET		No assumed impact/negligible impact on emissions	0	
606715	LAKEVILLE- RECONSTRUCTION AND RELATED WORK ON RHODE ISLAND ROAD (ROUTE 79), FROM THE TAUNTON CITY LINE TO CLEAR POND ROAD	Quantified	Quantified Decrease in Emissions from Other Improvements	-1,646	
607825	WAREHAM- SHARED USE PATH CONSTRUCTION ADJACENT TO NARROWS ROAD AND MINOT AVENUE	Qualitative	Qualitative Decrease in Emissions	0	Anticipating CMAQ Eligibility
608049	FALL RIVER- CORRIDOR IMPROVEMENTS ON ROUTE 79/DAVOL STREET	Qualitative	Qualitative Increase in Emissions	0	Analysis to be performed to validate assumption.
608563	SWANSEA- IMPROVEMENTS ON ROUTE 6 (GRAND ARMY OF THE REPUBLIC HIGHWAY) AT GARDNERS NECK ROAD	Qualitative	No assumed impact/negligible impact on emissions	0	
608616	TAUNTON- BRIDGE REPLACEMENT, T-01-024, SCADDING STREET OVER SNAKE RIVER	Qualitative	No assumed impact/negligible impact on emissions	0	
608759	SWANSEA- TRAFFIC SIGNAL AND SAFETY IMPROVEMENTS AT THREE INTERSECTIONS ON ROUTE 6	Qualitative	No assumed impact/negligible impact on emissions	0	
609255	MANSFIELD- MULTIMODAL ACCOMMODATION ON SCHOOL STREET, FROM SPRING STREET TO WEST STREET	Quantified	Quantified Decrease in Emissions from Traffic Operational Improvement	-68,009	
610715	FREETOWN TO TAUNTON- GUIDE AND TRAFFIC SIGN REPLACEMENT ON A SECTION OF ROUTE 140	Qualitative	No assumed impact/negligible impact on emissions	0	
611990	SOMERSET- SWANSEA- PAVEMENT PRESERVATION & RELATED WORK ON I-195	Qualitative	No assumed impact/negligible impact on emissions	0	

# Greenhouse Gas (GHG) Analysis Report

Program Activity: Highway

STIP: 2023 - 2027 (D)

MassDot Project ID	MassDOT Project Description	GHG Analysis Type	GHG Impact Description	GHG CO2 Impact (kg/yr)	Additional Information
612101	FALL RIVER- MARY FONSECA ELEMENTARY SCHOOL (SRTS)	Qualitative	No assumed impact/negligible impact on emissions	0	
Southeastern Mass			Total GHG Increase (kg/year)	0	
			Total GHG Reduction (kg/year)	-69,655	
			Total GHG Difference (kg/year)	-69,655	
Statewide					
607349	NORWELL- PEMBROKE- BRIDGE REPLACEMENT, N-24-004=P-05-008, ROUTE 3 (NB & SB) OVER NORTH RIVER		No assumed impact/negligible impact on emissions	0	
608567	PEABODY- IMPROVEMENTS AT ROUTE 114 AT SYLVAN STREET, CROSS STREET, NORTHSHORE MALL, LORIS ROAD, ROUTE 128 INTERCHANGE AND ESQUIRE DRIVE		No assumed impact/negligible impact on emissions	0	
610714	PLYMOUTH TO BRAINTREE- GUIDE AND TRAFFIC SIGN REPLACEMENT ON A SECTION OF ROUTE 3		No assumed impact/negligible impact on emissions	0	
610721	HARDWICK- NEW BRAINTREE- WARE- WEST BROOKFIELD- RESURFACING OF ROUTE 32		No assumed impact/negligible impact on emissions	0	
610796	STATEWIDE- INTELLIGENT TRANSPORTATION SYSTEMS (YEAR 2025)		No assumed impact/negligible impact on emissions	0	
610797	DISTRICT 1- ADA RETROFITS AT VARIOUS LOCATIONS (2025)		No assumed impact/negligible impact on emissions	0	
612044	BROOKLINE- NEWTON- RESURFACING AND RELATED WORK ON ROUTE 9		No assumed impact/negligible impact on emissions	0	
S12632	2024 Bridge Inspection & Data Control		No assumed impact/negligible impact on emissions	0	
S12641	SHSP STRATEGIES IMPLEMENTATION TO ADDRESS EMPHASIS AREAS (INTERSECTION PROGRAM - 2025)		No assumed impact/negligible impact on emissions	0	
S12660	BIL-BFP SYSTEMATIC BRIDGE MAINTENANCE		No assumed impact/negligible impact on emissions	0	
S12662	MassDOT Resiliency-focused Improvements (2023-2027 STIP)		No assumed impact/negligible impact on emissions	0	



# Greenhouse Gas (GHG) Analysis Report

Program Activity: Highway

STIP: 2023 - 2027 (D)

MassDot Project ID	MassDOT Project Description	GHG Analysis Type	GHG Impact Description	GHG CO2 Impact (kg/yr)	Additional Information
S12665	ABP GANS (FFY 2025)		No assumed impact/negligible impact on emissions	0	
S12670	Metropolitan Planning (FFY 2026 UPWPs) - PL & SPR		No assumed impact/negligible impact on emissions	0	
S12675	Railroad Grade Crossings (FFY 2025)		No assumed impact/negligible impact on emissions	0	
S12678	RECREATIONAL TRAILS PROGRAM (FFY 2025)		No assumed impact/negligible impact on emissions	0	
S12683	SRTS EDUCATION (FFY 2025)		No assumed impact/negligible impact on emissions	0	
S12710	SPR Work Program (FFY 2026)	Qualitative	No assumed impact/negligible impact on emissions	0	
S12730	Awards, Adjustments, Change Orders, etc. (FFY 2025)	Qualitative	No assumed impact/negligible impact on emissions	0	
S12735	Electric Vehicle Infrastructure (FFY 2025)	Qualitative	Qualitative Decrease in Emissions	0	
Statewide			Total GHG Increase (kg/year)	0	
			Total GHG Reduction (kg/year)	0	
			Total GHG Difference (kg/year)	0	
2025			Total GHG Increase (kg/year)	273,562	
			Total GHG Reduction (kg/year)	-995,681	
			Total GHG Difference (kg/year)	-722,118	

# Greenhouse Gas (GHG) Analysis Report

Program Activity: Highway

STIP: 2023 - 2027 (D)

MassDOT Project ID	MassDOT Project Description	GHG Analysis Type	GHG Impact Description	GHG CO2 Impact (kg/yr)	Additional Information
Federal Fiscal Year 2026					
Berkshire Region					
604003	PITTSFIELD- RECONSTRUCTION OF EAST STREET (ROUTE 9)	Qualitative	Qualitative Decrease in Emissions	0	
608547	EGREMONT- RECONSTRUCTION OF MOUNT WASHINGTON ROAD	Qualitative	Qualitative Decrease in Emissions	0	
609068	SHEFFIELD- BRIDGE REPLACEMENT, S-10-015, KELSEY ROAD OVER SCHENOB BROOK	Qualitative	No assumed impact/negligible impact on emissions	0	
609069	BECKET- BRIDGE REPLACEMENT, B-03-045, QUARRY ROAD OVER CUSHMAN BROOK	Qualitative	No assumed impact/negligible impact on emissions	0	
612498	PITTSFIELD- BRIDGE REPLACEMENT, P-10-003 & P-10-032, SOUTH STREET OVER HOUSATONIC RIVER	Qualitative	No assumed impact/negligible impact on emissions	0	NGB-funded, not against OA
Berkshire Region			Total GHG Increase (kg/year)	0	
			Total GHG Reduction (kg/year)	0	
			Total GHG Difference (kg/year)	0	
Boston Region					
605321	NORWOOD- BRIDGE PRESERVATION, N-25-026, PROVIDENCE HIGHWAY (STATE ROUTE 1) OVER THE NEPONSET RIVER		No assumed impact/negligible impact on emissions	0	
605857	NORWOOD- INTERSECTION IMPROVEMENTS @ ROUTE 1 & UNIVERSITY AVENUE/EVERETT STREET	Quantified	Quantified Decrease in Emissions from Traffic Operational Improvement	-1,092,131	
606226	BOSTON- RECONSTRUCTION OF RUTHERFORD AVENUE, FROM CITY SQUARE TO SULLIVAN SQUARE	Quantified	RTP project included in the statewide model	0	
606449	CAMBRIDGE- BRIDGE REPLACEMENT, C-01-008, FIRST STREET BRIDGE & C-01-040, LAND BOULEVARD/BROAD CANAL BRIDGE		No assumed impact/negligible impact on emissions	0	
607329	WAKEFIELD- LYNNFIELD- RAIL TRAIL EXTENSION, FROM THE GALVIN MIDDLE SCHOOL TO LYNNFIELD/PEABODY T.L.	Qualitative	No assumed impact/negligible impact on emissions	0	



# Greenhouse Gas (GHG) Analysis Report

Program Activity: Highway

STIP: 2023 - 2027 (D)

MassDot Project ID	MassDOT Project Description	GHG Analysis Type	GHG Impact Description	GHG CO2 Impact (kg/yr)	Additional Information
607748	ACTON- INTERSECTION & SIGNAL IMPROVEMENTS ON SR 2 & SR 111 (MASSACHUSETTS AVENUE) AT PIPER ROAD & TAYLOR ROAD		No assumed impact/negligible impact on emissions	0	
607977	HOPKINTON- WESTBOROUGH- RECONSTRUCTION OF I-90/I-495 INTERCHANGE	Quantified	RTP project included in the statewide model	0	
608045	MILFORD- REHABILITATION ON ROUTE 16, FROM ROUTE 109 TO BEAVER STREET	Quantified	Quantified Decrease in Emissions from Complete Streets Project	0	
608940	WESTON- INTERSECTION IMPROVEMENTS BOSTON POST ROAD (ROUTE 20) @ WELLESLEY STREET	Quantified	Quantified Decrease in Emissions from Traffic Operational Improvement	0	
608954	WESTON- RECONSTRUCTION ON ROUTE 30	Quantified	Quantified Decrease in Emissions from Complete Streets Project	0	
609204	BELMONT- COMMUNITY PATH, BELMONT COMPONENT OF THE MCRT (PHASE I)	Quantified	Quantified Decrease in Emissions from Bicycle and Pedestrian Infrastructure	0	
609437	SALEM- PEABODY- BOSTON STREET IMPROVEMENTS	Quantified	Quantified Decrease in Emissions from Complete Streets Project	0	
610665	STONEHAM- INTERSECTION IMPROVEMENTS AT ROUTE 28 (MAIN STREET), NORTH BORDER ROAD AND SOUTH STREET		No assumed impact/negligible impact on emissions	0	
611954	BOSTON- GUIDE AND TRAFFIC SIGN REPLACEMENT ON I-90/I-93 WITHIN CENTRAL ARTERY/TUNNEL SYSTEM		No assumed impact/negligible impact on emissions	0	
611974	MEDFORD- INTERSECTION IMPROVEMENTS AT MAIN STREET AND SOUTH STREET		No assumed impact/negligible impact on emissions	0	
612049	RANDOLPH- RESURFACING AND RELATED WORK ON ROUTE 24		No assumed impact/negligible impact on emissions	0	
612050	BRAINTREE- WEYMOUTH- RESURFACING AND RELATED WORK ON ROUTE 3		No assumed impact/negligible impact on emissions	0	
612075	SALEM- BRIDGE REPLACEMENT, S-01-024, JEFFERSON AVENUE OVER PARALLEL STREET		No assumed impact/negligible impact on emissions	0	
612076	TOPSFIELD- BRIDGE REPLACEMENT, T-06-013, PERKINS ROW OVER MILE BROOK		No assumed impact/negligible impact on emissions	0	





# Greenhouse Gas (GHG) Analysis Report

Program Activity: Highway

STIP: 2023 - 2027 (D)

MassDot Project ID	MassDOT Project Description	GHG Analysis Type	GHG Impact Description	GHG CO2 Impact (kg/yr)	Additional Information
612099	ASHLAND- BRIDGE REPLACEMENT, A-14-006, CORDAVILLE ROAD OVER SUDBURY RIVER		No assumed impact/negligible impact on emissions	0	
612496	SOMERVILLE- BRIDGE PRESERVATION, S-17-031, I-93 (NB & SB) FROM ROUTE 28 TO TEMPLE STREET (PHASE 2)		No assumed impact/negligible impact on emissions	0	
612499	MEDFORD- SOUTH MEDFORD CONNECTOR BIKE PATH	Qualitative	No assumed impact/negligible impact on emissions	0	
612607	DANVERS- RAIL TRAIL WEST EXTENSION (PHASE 3)	Qualitative	No assumed impact/negligible impact on emissions	0	
S12113	TRANSIT MODERNIZATION PROGRAM	Qualitative	No assumed impact/negligible impact on emissions	0	Will include impacts when specific investments in the program are decided.
S12124	COMMUNITY CONNECTIONS PROGRAM	Qualitative	No assumed impact/negligible impact on emissions	0	Not applicable; see individual projects
S12205	FRAMINGHAM - IMPROVEMENTS AT HARMONY GROVE ELEMENTARY SCHOOL (SRTS)	Qualitative	Qualitative Decrease in Emissions	0	SRTS project intended to increase walking and bicycling rates to school
S12209	SHARON - IMPROVEMENTS AT COTTAGE STREET ELEMENTARY SCHOOL (SRTS)	Qualitative	Qualitative Decrease in Emissions	0	SRTS project intended to increase walking and bicycling rates to school
S12210	BROOKLINE - IMPROVEMENTS AT WILLIAM H. LINCOLN SCHOOL (SRTS)	Qualitative	Qualitative Decrease in Emissions	0	SRTS project intended to increase walking and bicycling rates to school
S12211	CHELSEA - IMPROVEMENTS AT MARY C ELEMENTARY ELEMENTARY (SRTS)	Qualitative	Qualitative Decrease in Emissions	0	SRTS project intended to increase walking and bicycling rates to school
S12212	DEDHAM - IMPROVEMENTS AT AVERY ELEMENTARY SCHOOL (SRTS)	Qualitative	Qualitative Decrease in Emissions	0	
Boston Region			Total GHG Increase (kg/year)	0	
			Total GHG Reduction (kg/year)	-1,092,131	
			Total GHG Difference (kg/year)	-1,092,131	
Cape Cod					

# Greenhouse Gas (GHG) Analysis Report

Program Activity: Highway

STIP: 2023 - 2027 (D)

MassDot Project ID	MassDOT Project Description	GHG Analysis Type	GHG Impact Description	GHG CO2 Impact (kg/yr)	Additional Information
608819	BARNSTABLE- RESURFACING AND RELATED WORK ON ROUTE 6	Qualitative	No assumed impact/negligible impact on emissions	0	
611986	MASHPEE- CORRIDOR IMPROVEMENTS & RELATED WORK ON ROUTE 151, FROM THE FALMOUTH T.L. TO OLD BARNSTABLE ROAD (PHASE 2)	Quantified	Quantified Decrease in Emissions from Bicycle and Pedestrian Infrastructure	3,309	AC Project programmed for 2025-2026
612032	PROVINCETOWN- TRURO- RESURFACING AND RELATED WORK ON ROUTE 6	Qualitative	Qualitative Decrease in Emissions	0	Assumed nominal decrease in emissions from sidewalk infrastructure
Cape Cod			Total GHG Increase (kg/year)	3,309	
			Total GHG Reduction (kg/year)	0	
			Total GHG Difference (kg/year)	3,309	
Central Mass					
608456	UPTON- CULVERT REPLACEMENT, MILFORD STREET (ROUTE 140) OVER UNNAMED TRIBUTARY TO CENTER BROOK	Qualitative	No assumed impact/negligible impact on emissions	0	
608990	WORCESTER- INTERSECTION IMPROVEMENTS AND RESURFACING ON CHANDLER STREET, FROM MAIN STREET TO QUEEN STREET	Qualitative	Qualitative Decrease in Emissions	0	
609441	NORTHBRIDGE- INTERSECTION IMPROVEMENTS AT ROUTE 122 (PROVIDENCE ROAD), SCHOOL STREET, SUTTON STREET, AND UPTON STREET	Qualitative	Qualitative Decrease in Emissions	0	
610825	SHREWSBURY- REHABILITATION & BOX WIDENING ON ROUTE 20, FROM ROUTE 9 TO SOUTH STREET	Qualitative	Qualitative Decrease in Emissions	0	
611933	STURBRIDGE- ROUNDABOUT CONSTRUCTION AT THE INTERSECTION OF ROUTE 20 AND ROUTE 131	Qualitative	Qualitative Decrease in Emissions	0	
612084	BARRE- BRIDGE REPLACEMENT, B-02-004, OLD COLDBROOK ROAD OVER PRINCE RIVER	Qualitative	No assumed impact/negligible impact on emissions	0	
612092	UXBRIDGE- BRIDGE REPLACEMENT, U-02-051, HOMEWARD AVENUE OVER PROVIDENCE WORCESTER RAILROAD	Qualitative	No assumed impact/negligible impact on emissions	0	
612095	OXFORD- INTERSTATE MAINTENANCE AND RELATED WORK ON I-395	Qualitative	Qualitative Decrease in Emissions	0	



# Greenhouse Gas (GHG) Analysis Report

Program Activity: Highway

STIP: 2023 - 2027 (D)

MassDot Project ID	MassDOT Project Description	GHG Analysis Type	GHG Impact Description	GHG CO2 Impact (kg/yr)	Additional Information
612181	CHARLTON- BRIDGE REPLACEMENT, C-06-019, US 20 STURBRIDGE ROAD OVER CADY BROOK	Qualitative	No assumed impact/negligible impact on emissions	0	
612191	AUBURN- BRIDGE REPLACEMENT, A-17-003, OXFORD STREET OVER KETTLE BROOK	Qualitative	No assumed impact/negligible impact on emissions	0	
612510	GRAFTON- BRIDGE REPLACEMENT, G-08-020, (SR 140) SHREWSBURY STREET OVER MBTA/CSX RAILROAD	Qualitative	No assumed impact/negligible impact on emissions	0	
S12206	STURBRIDGE - IMPROVEMENTS AT BURGESS ELEMENTARY SCHOOL (SRTS)	Qualitative	Qualitative Decrease in Emissions	0	
S12688	CMMPO LRTP MICRO-PROJECTS PROGRAM		No assumed impact/negligible impact on emissions	0	
Central Mass			Total GHG Increase (kg/year)	0	
			Total GHG Reduction (kg/year)	0	
			Total GHG Difference (kg/year)	0	
Franklin Region					
605983	WHATELY- REHABILITATION OF HAYDENVILLE ROAD FROM CONWAY ROAD TO THE WILLIAMSBURG T.L. (1.7 MILES)	Qualitative	No assumed impact/negligible impact on emissions	0	Project is AC'd between FFY 2025 (\$5,538,344) and FFY 2026 (\$4,099,675).
608634	DEERFIELD- BRIDGE REPLACEMENT, D-06-001, UPPER ROAD OVER DEERFIELD RIVER		No assumed impact/negligible impact on emissions	0	
609202	GREENFIELD- RESURFACING AND RELATED WORK ON MONTAGUE CITY ROAD	Qualitative	No assumed impact/negligible impact on emissions	0	
612083	CHARLEMONT- BRIDGE REPLACEMENT, C-05-009, CHICKLEY ROAD OVER CHICKLEY RIVER		No assumed impact/negligible impact on emissions	0	
612085	MONTAGUE- BRIDGE REPLACEMENT, M-28-16A, SIXTH STREET OVER UTILITY CANAL		No assumed impact/negligible impact on emissions	0	
Franklin Region			Total GHG Increase (kg/year)	0	
			Total GHG Reduction (kg/year)	0	
			Total GHG Difference (kg/year)	0	
Merrimack Valley					

# Greenhouse Gas (GHG) Analysis Report

Program Activity: Highway

STIP: 2023 - 2027 (D)

MassDot Project ID	MassDOT Project Description	GHG Analysis Type	GHG Impact Description	GHG CO2 Impact (kg/yr)	Additional Information
605304	HAVERHILL- BRIDGE REPLACEMENT, H-12-007 & H-12-025, BRIDGE STREET (SR 125) OVER THE MERRIMACK RIVER AND THE ABANDONED B&M RR (PROPOSED BIKEWAY)	Qualitative	No assumed impact/negligible impact on emissions	0	
606522	ANDOVER- BRIDGE REHABILITATION, A-09-036, I-495 OVER ST 28 (SB), A-09-037, I-495 OVER B&M AND MBTA, A-09-041, I-495 OVER ST 28 (NB)	Qualitative	No assumed impact/negligible impact on emissions	0	
607542	GEORGETOWN- NEWBURY- BORDER TO BOSTON TRAIL (NORTHERN GEORGETOWN TO BYFIELD SECTION)	Quantified	Quantified Decrease in Emissions from Bicycle and Pedestrian Infrastructure	-15,682	
608095	NORTH ANDOVER- CORRIDOR IMPROVEMENTS ON ROUTE 114, BETWEEN WAVERLY ROAD & WILLOW/MILL STREET		RTP project included in the statewide model	0	
609466	HAVERHILL- BRIDGE REPLACEMENT, H-12-040, I-495 (NB & SB) OVER MERRIMACK RIVER	Qualitative	No assumed impact/negligible impact on emissions	0	
612074	LAWRENCE- BRIDGE REPLACEMENT, L-04-012, SHORT STREET OVER SPICKET RIVER	Qualitative	No assumed impact/negligible impact on emissions	0	
S12208	GROVELAND - IMPROVEMENTS AT DR. ELMER BAGNALL ELEMENTARY SCHOOL (SRTS)	Qualitative	Qualitative Decrease in Emissions	0	
Merrimack Valley			Total GHG Increase (kg/year)	0	
			Total GHG Reduction (kg/year)	-15,682	
			Total GHG Difference (kg/year)	-15,682	
Montachusett					
608424	TEMPLETON- RECONSTRUCTION OF ROUTE 68, FROM KING PHILLIP TRAIL (ROUTE 202) NORTH TO THE PHILLIPSTON TOWN LINE (2.65 MILES)	Qualitative	No assumed impact/negligible impact on emissions	0	
609213	HARVARD- RESURFACING AND BOX WIDENING ON AYER ROAD, FROM ROUTE 2 TO THE AYER TOWN LINE	Qualitative	Qualitative Decrease in Emissions	0	Additional information needed to perform quantified analysis for Bicycle and Pedestrian Infrastructure
S12207	FITCHBURG - IMPROVEMENTS AT MEMORIAL MIDDLE SCHOOL (SRTS)	Qualitative	No assumed impact/negligible impact on emissions	0	
Montachusett			Total GHG Increase (kg/year)	0	



# Greenhouse Gas (GHG) Analysis Report

Program Activity: Highway

STIP: 2023 - 2027 (D)

MassDot Project ID	MassDOT Project Description	GHG Analysis Type	GHG Impact Description	GHG CO2 Impact (kg/yr)	Additional Information
			Total GHG Reduction (kg/year)	0	
			Total GHG Difference (kg/year)	0	
Northern Middlesex					
609250	BILLERICA- INTERSECTION IMPROVEMENTS AT BOSTON ROAD (ROUTE 3A), LEXINGTON STREET AND GLAD VALLEY ROAD	Qualitative	Qualitative Decrease in Emissions	0	
609317	CHELMSFORD- IMPROVEMENTS ON CHELMSFORD STREET (ROUTE 110)	Qualitative	Qualitative Decrease in Emissions	0	
Northern Middlesex			Total GHG Increase (kg/year)	0	
			Total GHG Reduction (kg/year)	0	
			Total GHG Difference (kg/year)	0	
Old Colony					
606002	DUXBURY- SIGNAL INSTALLATION @ ROUTE 3 (NB & SB) RAMPS & ROUTE 3A (TREMONT STREET)	Quantified	Quantified Decrease in Emissions from Traffic Operational Improvement	253,538	
608506	HANSON- CORRIDOR IMPROVEMENTS ON ROUTE 14 (MAQUAN STREET), FROM THE PEMBROKE T.L. TO INDIAN HEAD STREET AND RELATED WORK	Quantified	Quantified Decrease in Emissions from Complete Streets Project	0	
609440	ABINGTON- INTERSECTION IMPROVEMENTS AT HANCOCK STREET AND CHESTNUT STREET	Quantified	Quantified Decrease in Emissions from Traffic Operational Improvement	692,501	
611979	AVON- INTERSECTION IMPROVEMENTS AT ROUTE 28, SPRING STREET AND HARRISON BOULEVARD	Quantified	Quantified Decrease in Emissions from Traffic Operational Improvement	1,164,393	
Old Colony			Total GHG Increase (kg/year)	2,110,432	
			Total GHG Reduction (kg/year)	0	
			Total GHG Difference (kg/year)	2,110,432	
Pioneer Valley					
607231	WILLIAMSBURG- RECONSTRUCTION OF MOUNTAIN STREET	Quantified	Quantified Decrease in Emissions from Complete Streets Project	-1,020	

# Greenhouse Gas (GHG) Analysis Report

Program Activity: Highway

STIP: 2023 - 2027 (D)

MassDot Project ID	MassDOT Project Description	GHG Analysis Type	GHG Impact Description	GHG CO2 Impact (kg/yr)	Additional Information
608157	SPRINGFIELD- MCKNIGHT COMMUNITY TRAIL CONSTRUCTION, FROM ARMORY STREET TO HAYDEN AVENUE (1.5 MILES)	Qualitative	No assumed impact/negligible impact on emissions	0	
608785	SOUTH HADLEY- RECONSTRUCTION OF MAIN STREET FROM THE CHICOPEE CITY LINE TO CANAL STREET (0.67 MILES)	Qualitative	Qualitative Decrease in Emissions	0	To be Quantified for intersection LOS
609061	CHICOPEE- INTERSECTION IMPROVEMENTS AT MONTGOMERY STREET, GRANBY ROAD, AND MCKINSTRY AVENUE	Qualitative	Qualitative Decrease in Emissions	0	To be quantified for Intersection LOS
611953	SPRINGFIELD- CHICOPEE- GUIDE AND TRAFFIC SIGN REPLACEMENT ON A SECTION OF INTERSTATE 291		No assumed impact/negligible impact on emissions	0	
612065	AGAWAM- RESURFACING AND RELATED WORK ON ROUTE 57		No assumed impact/negligible impact on emissions	0	
612097	WEST SPRINGFIELD- INTERSTATE MAINTENANCE AND RELATED WORK ON I-91		No assumed impact/negligible impact on emissions	0	
612109	CHICOPEE- RESURFACING AND RELATED WORK ON ROUTE 33		No assumed impact/negligible impact on emissions	0	
S12204	EASTHAMPTON - IMPROVEMENTS AT MOUNTAIN VIEW ELEMENTARY SCHOOL (SRTS)	Qualitative	Qualitative Decrease in Emissions	0	
Pioneer Valley			Total GHG Increase (kg/year)	0	
			Total GHG Reduction (kg/year)	-1,020	
			Total GHG Difference (kg/year)	-1,020	
Southeastern Mass					
606527	NEW BEDFORD- SUPERSTRUCTURE REPLACEMENT, N-06-020, I-195 (EB & WB) RAMP C & F OVER ST 18, COUNTY STREET, STATE STREET, MASS COASTAL RAILROAD, PURCHASE STREET, WELD STREET, INCLUDES REPLACING N-06-046, I-195 (EB) RAMP F OVER WELD STREET		No assumed impact/negligible impact on emissions	0	
607440	MATTAPOISETT- CORRIDOR IMPROVEMENTS AND RELATED WORK ON MAIN STREET, WATER STREET, BEACON STREET AND MARION ROAD.	Quantified	Quantified Decrease in Emissions from Bicycle and Pedestrian Infrastructure	-2,197	



# Greenhouse Gas (GHG) Analysis Report

Program Activity: Highway

STIP: 2023 - 2027 (D)

MassDot Project ID	MassDOT Project Description	GHG Analysis Type	GHG Impact Description	GHG CO2 Impact (kg/yr)	Additional Information
608750	PLAINVILLE- RECONSTRUCTION OF SOUTH STREET (ROUTE 1A), FROM SHARLENE LANE TO EVERETT STREET AND RELATED WORK	Quantified	Quantified Decrease in Emissions from Complete Streets Project	-4,049	
609434	FALL RIVER- BRIDGE REPLACEMENT, F-02-114 (C0X), JEFFERSON STREET OVER SUCKER BROOK	Qualitative	No assumed impact/negligible impact on emissions	0	
610798	NEW BEDFORD- INTERSECTION IMPROVEMENTS AT MOUNT PLEASANT STREET AND NASH ROAD	Qualitative	Qualitative Decrease in Emissions	0	
612104	MIDDLEBORO- INTERSTATE MAINTENANCE AND RELATED WORK ON I-495	Qualitative	No assumed impact/negligible impact on emissions	0	
Southeastern Mass			Total GHG Increase (kg/year)	0	
			Total GHG Reduction (kg/year)	-6,246	
			Total GHG Difference (kg/year)	-6,246	
Statewide					
609099	MILFORD- HOPKINTON- WESTBOROUGH- SOUTHBOROUGH- RESURFACING AND RELATED WORK ON I-495N		No assumed impact/negligible impact on emissions	0	
609377	DISTRICT 3- STORMWATER IMPROVEMENTS AT VARIOUS LOCATIONS ON THE CHARLES RIVER		No assumed impact/negligible impact on emissions	0	
611952	HARVARD- LITTLETON- ACTON- CONCORD- GUIDE AND TRAFFIC SIGN REPLACEMENT ON A SECTION OF ROUTE 2		No assumed impact/negligible impact on emissions	0	
S12633	2026 Bridge Inspection & Data Control		No assumed impact/negligible impact on emissions	0	
S12642	SHSP STRATEGIES IMPLEMENTATION TO ADDRESS EMPHASIS AREAS (SAFETY PROGRAM - 2026)		No assumed impact/negligible impact on emissions	0	
S12648	STATEWIDE- INTELLIGENT TRANSPORTATION SYSTEMS (YEAR 2026)		No assumed impact/negligible impact on emissions	0	
S12660	BIL-BFP SYSTEMATIC BRIDGE MAINTENANCE		No assumed impact/negligible impact on emissions	0	
S12662	MassDOT Resiliency-focused Improvements (2023-2027 STIP)		No assumed impact/negligible impact on emissions	0	





# Greenhouse Gas (GHG) Analysis Report

Program Activity: Highway

STIP: 2023 - 2027 (D)

MassDot Project ID	MassDOT Project Description	GHG Analysis Type	GHG Impact Description	GHG CO2 Impact (kg/yr)	Additional Information
S12666	ABP GANS (FFY 2026)		No assumed impact/negligible impact on emissions	0	
S12671	Metropolitan Planning (FFY 2027 UPWPs) - PL & SPR		No assumed impact/negligible impact on emissions	0	
S12679	RECREATIONAL TRAILS PROGRAM (FFY 2026)		No assumed impact/negligible impact on emissions	0	
S12684	SRTS EDUCATION (FFY 2026)		No assumed impact/negligible impact on emissions	0	
S12711	SPR Work Program (FFY 2027)	Qualitative	No assumed impact/negligible impact on emissions	0	
S12726	Railroad Grade Crossings (FFY 2026)		No assumed impact/negligible impact on emissions	0	
S12731	Awards, Adjustments, Change Orders, etc. (FFY 2026)	Qualitative	No assumed impact/negligible impact on emissions	0	
S12736	Electric Vehicle Infrastructure (FFY 2026)	Qualitative	Qualitative Decrease in Emissions	0	
Statewide			Total GHG Increase (kg/year)	0	
			Total GHG Reduction (kg/year)	0	
			Total GHG Difference (kg/year)	0	
2026			Total GHG Increase (kg/year)	2,113,741	
			Total GHG Reduction (kg/year)	-1,115,079	
			Total GHG Difference (kg/year)	998,662	



# Greenhouse Gas (GHG) Analysis Report

Program Activity: Highway

STIP: 2023 - 2027 (D)

MassDot Project ID	MassDOT Project Description	GHG Analysis Type	GHG Impact Description	GHG CO2 Impact (kg/yr)	Additional Information
Federal Fiscal Year 2027					
Berkshire Region					
606890	ADAMS- NORTH ADAMS- ASHUWILLTICOOK RAIL TRAIL EXTENSION TO ROUTE 8A (HODGES CROSS ROAD)	Quantified	Quantified Decrease in Emissions from Bicycle and Pedestrian Infrastructure	23,423	
607570	LEE- BIKEWAY CONSTRUCTION, FROM STOCKBRIDGE T.L. TO WEST PARK STREET (PHASE 1)	Quantified	Quantified Decrease in Emissions from Bicycle and Pedestrian Infrastructure	18,003	
608547	EGREMONT- RECONSTRUCTION OF MOUNT WASHINGTON ROAD	Qualitative	Qualitative Decrease in Emissions	0	
608737	DALTON- RECONSTRUCTION OF DALTON DIVISION ROAD	Qualitative	Qualitative Decrease in Emissions	0	
611942	SHEFFIELD- SUPERSTRUCTURE REPLACEMENT, S-10-024, COUNTY ROAD OVER IRONWORKS BROOK	Qualitative	No assumed impact/negligible impact on emissions	0	
611970	LEE- INTERSECTION IMPROVEMENTS AT PARK STREET AND MAIN STREET (ROUTE 20)	Qualitative	Qualitative Decrease in Emissions	0	
Berkshire Region			Total GHG Increase (kg/year)	41,426	
			Total GHG Reduction (kg/year)	0	
			Total GHG Difference (kg/year)	41,426	
Boston Region					
605276	BEVERLY- SALEM- DRAWBRIDGE REPLACEMENT/REHABILITATION OF B-11-005=S-01-013, KERNWOOD AVENUE OVER DANVERS RIVER		No assumed impact/negligible impact on emissions	0	NGB, not against OA
606226	BOSTON- RECONSTRUCTION OF RUTHERFORD AVENUE, FROM CITY SQUARE TO SULLIVAN SQUARE	Quantified	RTP project included in the statewide model	0	
606728	BOSTON- BRIDGE REPLACEMENT B-16-365, STORROW DRIVE OVER BOWKER RAMPS		No assumed impact/negligible impact on emissions	0	
607420	NATICK- SUPERSTRUCTURE REPLACEMENT, N-03-012, BODEN LANE OVER CSX/MBTA		No assumed impact/negligible impact on emissions	0	
607977	HOPKINTON- WESTBOROUGH- RECONSTRUCTION OF I-90/I-495 INTERCHANGE	Quantified	RTP project included in the statewide model	0	

# Greenhouse Gas (GHG) Analysis Report

Program Activity: Highway

STIP: 2023 - 2027 (D)

MassDot Project ID	MassDOT Project Description	GHG Analysis Type	GHG Impact Description	GHG CO2 Impact (kg/yr)	Additional Information
607981	SOMERVILLE- MCGRATH BOULEVARD CONSTRUCTION	Quantified	Quantified Decrease in Emissions from Complete Streets Project	0	
608514	BEVERLY- BRIDGE REPLACEMENT, B-11-001, BRIDGE STREET OVER BASS RIVER (HALL-WHITAKER DRAWBRIDGE)		No assumed impact/negligible impact on emissions	0	
609246	LYNN- REHABILITATION OF WESTERN AVENUE (ROUTE 107)	Quantified	Quantified Decrease in Emissions from Complete Streets Project	0	
609402	FRAMINGHAM- NATICK- RESURFACING AND RELATED WORK ON ROUTE 9		No assumed impact/negligible impact on emissions	0	
609527	READING- IMPROVEMENTS ON I-95		No assumed impact/negligible impact on emissions	0	
610543	REVERE- MALDEN- IMPROVEMENTS AT ROUTE 1 (NB)		No assumed impact/negligible impact on emissions	0	
610660	SUDBURY- WAYLAND- MASS CENTRAL RAIL TRAIL (MCRT)	Qualitative	No assumed impact/negligible impact on emissions	0	
610666	SWAMPSCOTT- RAIL TRAIL CONSTRUCTION	Qualitative	No assumed impact/negligible impact on emissions	0	TBD (must go through consultation)
610932	BROOKLINE- REHABILITATION OF WASHINGTON STREET	Quantified	Quantified Decrease in Emissions from Complete Streets Project	0	
611969	EVERETT- INTERSECTION IMPROVEMENTS ON ROUTE 16		No assumed impact/negligible impact on emissions	0	
611983	CHELSEA- PARK STREET & PEARL STREET RECONSTRUCTION		No assumed impact/negligible impact on emissions	0	
611987	CAMBRIDGE- BRIDGE REPLACEMENT, C-01-026, MEMORIAL DRIVE OVER BROOKLINE STREET		No assumed impact/negligible impact on emissions	0	
612051	CANTON- MILTON- RANDOLPH- INTERSTATE MAINTENANCE AND RELATED WORK ON I-93		No assumed impact/negligible impact on emissions	0	
612519	BOSTON- BRIDGE REPLACEMENT, B-16-165, BLUE HILL AVENUE OVER RAILROAD		No assumed impact/negligible impact on emissions	0	
612599	LYNN- TARGETED SAFETY AND MULTIMODAL IMPROVEMENTS (PLAYBOOK PRIORITY CORRIDORS)		No assumed impact/negligible impact on emissions	0	



# Greenhouse Gas (GHG) Analysis Report

Program Activity: Highway

STIP: 2023 - 2027 (D)

MassDot Project ID	MassDOT Project Description	GHG Analysis Type	GHG Impact Description	GHG CO2 Impact (kg/yr)	Additional Information
612615	CANTON- MILTON- ROADWAY RECONSTRUCTION ON ROUTE 138, FROM ROYALL STREET TO DOLLAR LANE		No assumed impact/negligible impact on emissions	0	
S12113	TRANSIT MODERNIZATION PROGRAM	Qualitative	No assumed impact/negligible impact on emissions	0	Will include impacts when specific investments in the program are decided.
S12124	COMMUNITY CONNECTIONS PROGRAM	Qualitative	No assumed impact/negligible impact on emissions	0	Not applicable; see individual projects
Boston Region			Total GHG Increase (kg/year)	0	
			Total GHG Reduction (kg/year)	0	
			Total GHG Difference (kg/year)	0	
Cape Cod					
607405	CHATHAM- INTERSECTION IMPROVEMENTS & RELATED WORK AT MAIN STREET (ROUTE 28), DEPOT ROAD, QUEEN ANNE ROAD AND CROWELL ROAD	Qualitative	Qualitative Decrease in Emissions	0	Assumed nominal decrease in emissions from sidewalk and bicycle infrastructure
608196	DENNIS- CORRIDOR AND STREETSCAPE IMPROVEMENTS ON MAIN STREET (ROUTE 28), FROM UNCLE BARNEYS ROAD TO OLD MAIN STREET (PHASE 2)	Qualitative	Qualitative Decrease in Emissions	0	Assumed nominal decrease in emissions from sidewalk and bicycle infrastructure
Cape Cod			Total GHG Increase (kg/year)	0	
			Total GHG Reduction (kg/year)	0	
			Total GHG Difference (kg/year)	0	
Central Mass					
605323	OXFORD- BRIDGE REPLACEMENT, O-06-030, (ST 56) LEICESTER ROAD OVER THE FRENCH RIVER	Qualitative	No assumed impact/negligible impact on emissions	0	
610931	UXBRIDGE- REHABILITATION OF ROUTE 16 (DOUGLAS STREET), FROM TAFT HILL ROAD TO 200 FT WEST ON MAIN STREET	Qualitative	Qualitative Decrease in Emissions	0	
611967	STURBRIDGE- CHARLTON- INTERSECTION IMPROVEMENTS ON ROUTE 49 AT PUTNAM ROAD, WALKER POND ROAD & ROUTE 20	Qualitative	No assumed impact/negligible impact on emissions	0	



# Greenhouse Gas (GHG) Analysis Report

Program Activity: Highway

STIP: 2023 - 2027 (D)

MassDot Project ID	MassDOT Project Description	GHG Analysis Type	GHG Impact Description	GHG CO2 Impact (kg/yr)	Additional Information
612011	WORCESTER- INTERSECTION IMPROVEMENTS AND RESURFACING ON CHANDLER STREET, FROM QUEEN STREET TO PARK AVENUE	Qualitative	Qualitative Decrease in Emissions	0	
612089	SOUTHBRIDGE- DUDLEY- RESURFACING AND RELATED WORK ON ROUTE 131	Qualitative	Qualitative Decrease in Emissions	0	
S12689	CMMPO LRTP MICRO-PROJECTS PROGRAM		No assumed impact/negligible impact on emissions	0	
Central Mass			Total GHG Increase (kg/year)	0	
			Total GHG Reduction (kg/year)	0	
			Total GHG Difference (kg/year)	0	
Franklin Region					
604959	ERVING- RECONSTRUCTION & IMPROVEMENTS ON ROUTE 2 (FARLEY AREA) FROM MM 60 TO MM 62.9		No assumed impact/negligible impact on emissions	0	
610921	GREENFIELD- DOWNTOWN COMPLETE STREETS IMPROVEMENTS ON MAIN STREET (ROUTE 2A)	Qualitative	Qualitative Decrease in Emissions	0	Project impact will be quantified when more information is available
612179	COLRAIN- BRIDGE REPLACEMENT, C-18-033, ADAMSVILLE ROAD OVER VINCENT BROOK		No assumed impact/negligible impact on emissions	0	
612517	CHARLEMONT- BRIDGE REPLACEMENT, C-05-010, ROUTE 8A OVER DEERFIELD RIVER		No assumed impact/negligible impact on emissions	0	
Franklin Region			Total GHG Increase (kg/year)	0	
			Total GHG Reduction (kg/year)	0	
			Total GHG Difference (kg/year)	0	
Merrimack Valley					
608029	NEWBURYPORT- INTERSECTION IMPROVEMENTS @ ROUTE 1 & MERRIMAC STREET	Qualitative	No assumed impact/negligible impact on emissions	0	Not yet enough information to generate an estimate
608095	NORTH ANDOVER- CORRIDOR IMPROVEMENTS ON ROUTE 114, BETWEEN WAVERLY ROAD & WILLOW/MILL STREET		RTP project included in the statewide model	0	

# Greenhouse Gas (GHG) Analysis Report

Program Activity: Highway

STIP: 2023 - 2027 (D)

MassDot Project ID	MassDOT Project Description	GHG Analysis Type	GHG Impact Description	GHG CO2 Impact (kg/yr)	Additional Information
608788	HAVERHILL- ROADWAY RECONSTRUCTION ON NORTH AVENUE, FROM MAIN STREET (ROUTE 125) TO PLAISTOW NH	Quantified	Quantified Decrease in Emissions from Traffic Operational Improvement	-214,372	
609466	HAVERHILL- BRIDGE REPLACEMENT, H-12-040, I-495 (NB & SB) OVER MERRIMACK RIVER	Qualitative	No assumed impact/negligible impact on emissions	0	
611977	AMESBURY- RIVERWALK CONNECTOR TO THE SALISBURY POINT GHOST TRAIL	Quantified	Quantified Decrease in Emissions from Bicycle and Pedestrian Infrastructure	-195	
Merrimack Valley			Total GHG Increase (kg/year)	0	
			Total GHG Reduction (kg/year)	-214,567	
			Total GHG Difference (kg/year)	-214,567	
Montachusett					
608415	ATHOL- INTERSECTION IMPROVEMENTS AT ROUTE 2A AND BROOKSIDE ROAD	Qualitative	No assumed impact/negligible impact on emissions	0	
609213	HARVARD- RESURFACING AND BOX WIDENING ON AYER ROAD, FROM ROUTE 2 TO THE AYER TOWN LINE	Qualitative	Qualitative Decrease in Emissions	0	Additional information needed to perform quantified analysis for Bicycle and Pedestrian Infrastructure
610681	CLINTON- RECONSTRUCTION OF STERLING STREET (ROUTE 62), FROM WILLOW/LAWRENCE STREET TO MAIN STREET	Qualitative	No assumed impact/negligible impact on emissions	0	
612093	LANCASTER- LEOMINSTER- INTERSTATE MAINTENANCE AND RELATED WORK ON I-190	Qualitative	No assumed impact/negligible impact on emissions	0	
Montachusett			Total GHG Increase (kg/year)	0	
			Total GHG Reduction (kg/year)	0	
			Total GHG Difference (kg/year)	0	
Northern Middlesex					
609317	CHELMSFORD- IMPROVEMENTS ON CHELMSFORD STREET (ROUTE 110)	Qualitative	Qualitative Decrease in Emissions	0	

# Greenhouse Gas (GHG) Analysis Report

Program Activity: Highway

STIP: 2023 - 2027 (D)

MassDot Project ID	MassDOT Project Description	GHG Analysis Type	GHG Impact Description	GHG CO2 Impact (kg/yr)	Additional Information
612609	TEWKSBURY- INTERSECTION IMPROVEMENTS AT MAIN STREET/PLEASANT STREET & NORTH STREET/EAST STREET	Qualitative	Qualitative Decrease in Emissions	0	
Northern Middlesex			Total GHG Increase (kg/year)	0	
			Total GHG Reduction (kg/year)	0	
			Total GHG Difference (kg/year)	0	
Old Colony					
606143	BROCKTON- INTERSECTION IMPROVEMENTS @ CRESCENT STREET (ROUTE 27)/QUINCY STREET/MASSASOIT BOULEVARD	Quantified	Quantified Decrease in Emissions from Traffic Operational Improvement	94,824	
608506	HANSON- CORRIDOR IMPROVEMENTS ON ROUTE 14 (MAQUAN STREET), FROM THE PEMBROKE T.L. TO INDIAN HEAD STREET AND RELATED WORK	Quantified	Quantified Decrease in Emissions from Complete Streets Project	9,577	
612006	DUXBURY- BRIDGE REPLACEMENT, D-14-003 (438), POWDER POINT AVENUE OVER DUXBURY BAY	Qualitative	No assumed impact/negligible impact on emissions	0	
Old Colony			Total GHG Increase (kg/year)	104,401	
			Total GHG Reduction (kg/year)	0	
			Total GHG Difference (kg/year)	104,401	
Pioneer Valley					
605340	SPRINGFIELD- BRIDGE RECONSTRUCTION/REHAB, S-24-028, ST. JAMES AVENUE OVER CONRAIL RAILROAD (ABANDONED)		No assumed impact/negligible impact on emissions	0	
607823	SOUTHAMPTON- GREENWAY RAIL TRAIL CONSTRUCTION, FROM COLEMAN ROAD TO ROUTE 10 (3.5 MILES)	Qualitative	No assumed impact/negligible impact on emissions	0	
608466	GRANBY- RESURFACING AND RELATED WORK ON ROUTE 202 FROM KENDALL STREET TO SCHOOL STREET	Quantified	Quantified Decrease in Emissions from Complete Streets Project	461	
608487	WESTFIELD- RESURFACING AND RELATED WORK ON ROUTE 10 AND 202	Quantified	Quantified Decrease in Emissions from Complete Streets Project	-1,639	



# Greenhouse Gas (GHG) Analysis Report

Program Activity: Highway

STIP: 2023 - 2027 (D)

MassDot Project ID	MassDOT Project Description	GHG Analysis Type	GHG Impact Description	GHG CO2 Impact (kg/yr)	Additional Information
608787	WILLIAMSBURG- CONSTRUCTION OF THE "MILL RIVER GREENWAY" SHARED USE PATH	Qualitative	No assumed impact/negligible impact on emissions	0	
608886	CHESTERFIELD- RECONSTRUCTION OF NORTH ROAD AND DAMON POND ROAD	Quantified	Quantified Decrease in Emissions from Complete Streets Project	184	
611965	HOLYOKE- INTERSECTION IMPROVEMENTS AT BEECH STREET, RESNIC BOULEVARD, AND WEST FRANKLIN STREET		No assumed impact/negligible impact on emissions	0	
612167	SPRINGFIELD- BRIDGE REPLACEMENT, S-24-017, ST. JAMES AVENUE OVER CSX & S-24-071, ST. JAMES AVENUE OVER I-291		No assumed impact/negligible impact on emissions	0	
612265	EAST LONGMEADOW- RESURFACING AND RELATED WORK ON NORTH MAIN STREET (ROUTE 83)	Qualitative	Qualitative Decrease in Emissions	0	to be quantified
612494	SPRINGFIELD- WEST SPRINGFIELD- BRIDGE REPLACEMENT, S-24-003=W-21-002, (US-20) PARK AVENUE OVER CONNECTICUT RIVER		No assumed impact/negligible impact on emissions	0	
612514	CUMMINGTON- BRIDGE REHABILITATION, C-21-002, ROUTE 9 OVER WESTFIELD RIVER		No assumed impact/negligible impact on emissions	0	
Pioneer Valley			Total GHG Increase (kg/year)	645	
			Total GHG Reduction (kg/year)	-1,639	
			Total GHG Difference (kg/year)	-994	
Southeastern Mass					
606527	NEW BEDFORD- SUPERSTRUCTURE REPLACEMENT, N-06-020, I-195 (EB & WB) RAMP C & F OVER ST 18, COUNTY STREET, STATE STREET, MASS COASTAL RAILROAD, PURCHASE STREET, WELD STREET, INCLUDES REPLACING N-06-046, I-195 (EB) RAMP F OVER WELD STREET		No assumed impact/negligible impact on emissions	0	
607348	NORTH ATTLEBORO- SUPERSTRUCTURE REPLACEMENT & SUBSTRUCTURE REHABILITATION, N-16-004, MENDON ROAD OVER ABBOTT RUN RIVER	Qualitative	No assumed impact/negligible impact on emissions	0	
608530	MIDDLEBORO- RECONSTRUCTION AND RELATED WORK ON WAREHAM STREET AND WOOD STREET	Qualitative	Qualitative Decrease in Emissions	0	

# Greenhouse Gas (GHG) Analysis Report

Program Activity: Highway

STIP: 2023 - 2027 (D)

MassDot Project ID	MassDOT Project Description	GHG Analysis Type	GHG Impact Description	GHG CO2 Impact (kg/yr)	Additional Information
608586	DARTMOUTH- CORRIDOR IMPROVEMENTS ON DARTMOUTH STREET AND PROSPECT STREET	Quantified	Quantified Decrease in Emissions from Bicycle and Pedestrian Infrastructure	-4,940,960	
608827	NORTH ATTLEBOROUGH- ATTLEBORO- INTERSTATE MAINTENANCE AND RELATED WORK ON I-295	Qualitative	No assumed impact/negligible impact on emissions	0	
609193	NORTON- INTERSECTION IMPROVEMENTS AT WEST MAIN STREET (ROUTE 123), NORTH WORCESTER STREET AND SOUTH WORCESTER STREET	Quantified	Quantified Decrease in Emissions from Traffic Operational Improvement	-802,511	
610927	WESTPORT- INTERSECTION IMPROVEMENTS AT ROUTE 177 AND ROBERTS ROAD/TICKLE ROAD	Qualitative	No assumed impact/negligible impact on emissions	0	
611980	SOMERSET- INTERSECTION IMPROVEMENTS AT ROUTE 6 AND LEES RIVER AVE	Qualitative	No assumed impact/negligible impact on emissions	0	
612056	ATTLEBORO- NORTH ATTLEBOROUGH- MANSFIELD- FOXBOROUGH- RESURFACING AND RELATED WORK ON I-95	Qualitative	No assumed impact/negligible impact on emissions	0	
612263	NEW BEDFORD- BICYCLE AND PEDESTRIAN RAMP CONSTRUCTION, ROUTE 6 (WB) TO MACARTHUR DRIVE	Qualitative	No assumed impact/negligible impact on emissions	0	
612268	MANSFIELD- CHAUNCY STREET (ROUTE 106) IMPROVEMENTS (PHASE 2)	Qualitative	Quantified Decrease in Emissions from Bicycle and Pedestrian Infrastructure	0	
Southeastern Mass			Total GHG Increase (kg/year)	0	
			Total GHG Reduction (kg/year)	-5,743,471	
			Total GHG Difference (kg/year)	-5,743,471	
Statewide					
610719	BURLINGTON TO TYNGSBOROUGH- PAVEMENT PRESERVATION ON ROUTE 3		No assumed impact/negligible impact on emissions	0	
612597	DISTRICT 4- STORMWATER IMPROVEMENTS ALONG I-93 AND I-95		No assumed impact/negligible impact on emissions	0	
S12633	2026 Bridge Inspection & Data Control		No assumed impact/negligible impact on emissions	0	



# Greenhouse Gas (GHG) Analysis Report

Program Activity: Highway

STIP: 2023 - 2027 (D)

MassDot Project ID	MassDOT Project Description	GHG Analysis Type	GHG Impact Description	GHG CO2 Impact (kg/yr)	Additional Information
S12643	SHSP STRATEGIES IMPLEMENTATION TO ADDRESS EMPHASIS AREAS (INTERSECTION PROGRAM - 2027)		No assumed impact/negligible impact on emissions	0	
S12644	SHSP STRATEGIES IMPLEMENTATION TO ADDRESS EMPHASIS AREAS (INTERSECTION PROGRAM - 2027)		No assumed impact/negligible impact on emissions	0	
S12645	Safe Routes to School (SRTS) Infrastructure FFY 2027	Qualitative	No assumed impact/negligible impact on emissions	0	
S12649	STATEWIDE- INTELLIGENT TRANSPORTATION SYSTEMS (YEAR 2027)		No assumed impact/negligible impact on emissions	0	
S12660	BIL-BFP SYSTEMATIC BRIDGE MAINTENANCE		No assumed impact/negligible impact on emissions	0	
S12662	MassDOT Resiliency-focused Improvements (2023-2027 STIP)		No assumed impact/negligible impact on emissions	0	
S12667	GANS (FFY 2027)		No assumed impact/negligible impact on emissions	0	
S12672	Metropolitan Planning (FFY 2028 UPWPs) - PL & SPR		No assumed impact/negligible impact on emissions	0	
S12680	RECREATIONAL TRAILS PROGRAM (FFY 2027)		No assumed impact/negligible impact on emissions	0	
S12685	SRTS EDUCATION (FFY 2027)		No assumed impact/negligible impact on emissions	0	
S12712	SPR Work Program (FFY 2028)	Qualitative	No assumed impact/negligible impact on emissions	0	
S12727	Railroad Grade Crossings (FFY 2027)		No assumed impact/negligible impact on emissions	0	
S12732	Awards, Adjustments, Change Orders, etc. (FFY 2027)	Qualitative	No assumed impact/negligible impact on emissions	0	
S12737	Electric Vehicle Infrastructure (FFY 2027)	Qualitative	Qualitative Decrease in Emissions	0	
Statewide			Total GHG Increase (kg/year)	0	
			Total GHG Reduction (kg/year)	0	



# Greenhouse Gas (GHG) Analysis Report

Program Activity: Highway

STIP: 2023 - 2027 (D)

MassDot Project ID	MassDOT Project Description	GHG Analysis Type	GHG Impact Description	GHG CO2 Impact (kg/yr)	Additional Information
2027			Total GHG Difference (kg/year)	0	
			Total GHG Increase (kg/year)	146,472	
			Total GHG Reduction (kg/year)	-5,959,677	
			Total GHG Difference (kg/year)	-5,813,204	
2023 - 2027			Total GHG Increase (kg/year)	3,253,766	
			Total GHG Reduction (kg/year)	-15,048,911	
			Total GHG Difference (kg/year)	-11,795,145	

## **APPENDIX A: Air Quality Conformity Determination**

# **Air Quality Conformity Determination FFY 2023-2027 State Transportation Improvement Program**

## **Massachusetts Department of Transportation (MassDOT) And the Metropolitan Planning Organizations (MPOs)**

This section documents the latest air quality conformity determination for the 1997 ozone National Ambient Air Quality Standards (NAAQS) in the Commonwealth of Massachusetts. It covers the applicable conformity requirements according to the latest regulations, regional designation status, legal considerations, and federal guidance. Further details and background information are provided below:

### **Introduction**

The 1990 Clean Air Act Amendments (CAAA) require metropolitan planning organizations within nonattainment and maintenance areas to perform air quality conformity determinations prior to the approval of Long-Range Transportation Plans (LRTPs) and Transportation Improvement Programs (TIPs), and at such other times as required by regulation. Clean Air Act (CAA) section 176(c) (42 U.S.C. 7506(c)) requires that federally funded or approved highway and transit activities are consistent with (“conform to”) the purpose of the State Implementation Plan (SIP). Conformity to the purpose of the SIP means that means Federal Highway Administration (FHWA) and Federal Transit Administration (FTA) funding and approvals are given to highway and transit activities that will not cause or contribute to new air quality violations, worsen existing violations, or delay timely attainment of the relevant NAAQS or any interim milestones (42 U.S.C. 7506(c)(1)). EPA’s transportation conformity rules establish the criteria and procedures for determining whether metropolitan transportation plans, transportation improvement programs (TIPs), and federally supported highway and transit projects conform to the SIP (40 CFR Parts 51.390 and 93).

A nonattainment area is one that the U.S. Environmental Protection Agency (EPA) has designated as not meeting certain air quality standards. A maintenance area is a nonattainment area that now meets the standards and has been re-designated as maintaining the standard. A conformity determination is a demonstration that plans, programs, and projects are consistent with the State Implementation Plan (SIP) for attaining the air quality standards. The CAAA requirement to perform a conformity determination ensures that federal approval and funding go to transportation activities that are consistent with air quality goals.

### **Legislative and Regulatory Background**

The entire Commonwealth of Massachusetts was previously classified as nonattainment for ozone, and was divided into two nonattainment areas. The Eastern Massachusetts ozone nonattainment area included Barnstable, Bristol, Dukes, Essex, Middlesex, Nantucket, Norfolk, Plymouth, Suffolk, and Worcester counties. Berkshire, Franklin, Hampden, and Hampshire counties comprised the Western Massachusetts ozone nonattainment area. With these classifications, the 1990 Clean Air Act Amendments

(CAAA) required the Commonwealth to reduce its emissions of volatile organic compounds (VOCs) and nitrogen oxides (NO<sub>x</sub>), the two major precursors to ozone formation to achieve attainment of the ozone standard.

The 1970 Clean Air Act defined a one-hour national ambient air quality standard (NAAQS) for ground-level ozone. The 1990 CAAA further classified degrees of nonattainment of the one-hour standard based on the severity of the monitored levels of the pollutant. The entire commonwealth of Massachusetts was classified as being in serious nonattainment for the one-hour ozone standard, with a required attainment date of 1999. The attainment date was later extended, first to 2003 and a second time to 2007.

In 1997, the EPA proposed a new, eight-hour ozone standard that replaced the one-hour standard, effective June 15, 2005. Scientific information had shown that ozone could affect human health at lower levels, and over longer exposure times than one hour. The new standard was challenged in court, and after a lengthy legal battle, the courts upheld it. It was finalized in June 2004. The eight-hour standard is 0.08 parts per million, averaged over eight hours and not to be exceeded more than once per year. Nonattainment areas were again further classified based on the severity of the eight-hour values. Massachusetts as a whole was classified as being in moderate nonattainment for the eight-hour standard, and was separated into two nonattainment areas—Eastern Massachusetts and Western Massachusetts.

In March 2008, EPA published revisions to the eight-hour ozone NAAQS establishing a level of 0.075 ppm, (March 27, 2008; 73 FR 16483). In 2009, EPA announced it would reconsider this standard because it fell outside of the range recommended by the Clean Air Scientific Advisory Committee. However, EPA did not take final action on the reconsideration so the standard would remain at 0.075 ppm.

After reviewing data from Massachusetts monitoring stations, EPA sent a letter on December 16, 2011 proposing that only Dukes County would be designated as nonattainment for the new proposed 0.075 ozone standard. Massachusetts concurred with these findings.

On May 21, 2012, (77 FR 30088), the final rule was published in the Federal Register, defining the 2008 NAAQS at 0.075 ppm, the standard that was promulgated in March 2008. A second rule published on May 21, 2012 (77 FR 30160), revoked the 1997 ozone NAAQS to occur one year after the July 20, 2012 effective date of the 2008 NAAQS.

Also on May 21, 2012, the air quality designations areas for the 2008 NAAQS were published in the Federal Register. In this Federal Register, the only area in Massachusetts that was designated as nonattainment is Dukes County. All other Massachusetts counties were designated as attainment/unclassified for the 2008 standard. On March 6, 2015, (80 FR 12264, effective April 6, 2015) EPA published the Final Rulemaking, "Implementation of the 2008 National Ambient Air Quality Standards (NAAQS) for Ozone: State Implementation Plan Requirements; Final Rule." This rulemaking confirmed the removal of transportation conformity to the 1997 Ozone



NAAQS and the replacement with the 2008 Ozone NAAQS, which (with actually a stricter level of allowable ozone concentration than the 1997 standards) classified Massachusetts as “Attainment/unclassifiable” (except for Dukes County).

However, on February 16, 2018, the United States Court of Appeals for the District of Columbia Circuit in *South Coast Air Quality Mgmt. District v. EPA* (“*South Coast II*,” 882 F.3d 1138) held that transportation conformity determinations must be made in areas that were either nonattainment or maintenance for the 1997 ozone NAAQS and attainment for the 2008 ozone NAAQS when the 1997 ozone NAAQS was revoked. Conformity determinations are required in these areas after February 16, 2019. On November 29, 2018, EPA issued *Transportation Conformity Guidance for the South Coast II Court Decision* (EPA-420-B-18-050, November 2018) that addresses how transportation conformity determinations can be made in these areas. According to the guidance, both Eastern and Western Massachusetts, along with several other areas across the country, are now defined as “orphan nonattainment areas” – areas that were designated as nonattainment for the 1997 ozone NAAQS at the time of its revocation (80 FR 12264, March 6, 2015) and were designated attainment for the 2008 ozone NAAQS in EPA’s original designations rule for this NAAQS (77 FR 30160, May 21, 2012).

### **Current Conformity Determination**

After 2/16/19, as a result of the court ruling and the subsequent federal guidance, transportation conformity for the 1997 NAAQS – intended as an “anti-backsliding” measure – now applies to both of Massachusetts’ orphan areas. Therefore, a conformity determination was made for the 1997 ozone NAAQS on the 2020-2040 Regional Transportation Plans. This conformity determination was finalized in July 2019 following each MPO’s previous endorsement of their regional transportation plan, and approved by the Massachusetts Divisions of FHWA and FTA on October 15, 2019. This conformity determination continues to be valid for the FFY 2023-2027 State Transportation Improvement Program and each MPOs’ FFY 2023 – 2027 Transportation Improvement Program, as each is developed from the conforming 2020-2040 Regional Transportation Plans.

The transportation conformity regulation at 40 CFR 93.109 sets forth the criteria and procedures for determining conformity. The conformity criteria for TIPs and RTPs include: latest planning assumptions (93.110), latest emissions model (93.111), consultation (93.112), transportation control measures (93.113(b) and (c), and emissions budget and/or interim emissions (93.118 and/or 93.119).

For the 1997 ozone NAAQS areas, transportation conformity for TIPs and RTPs for the 1997 ozone NAAQS can be demonstrated without a regional emissions analysis, per 40 CFR 93.109(c). This provision states that the regional emissions analysis requirement applies one year after the effective date of EPA’s nonattainment designation for a NAAQS and until the effective date of revocation of such NAAQS for an area. The 1997 ozone NAAQS revocation was effective on April 6, 2015, and the *South Coast II* court upheld the revocation. As no regional emission analysis is required for this conformity determination, there is no requirement to use the latest emissions model, or budget or

interim emissions tests.

Therefore, transportation conformity for the 1997 ozone NAAQS for the FFY 2023-2027 State Transportation Improvement Program, Transportation Improvement Programs, and 2020-2040 Regional Transportation Plans can be demonstrated by showing that remaining requirements in Table 1 in 40 CFR 93.109 have been met. These requirements, which are laid out in Section 2.4 of EPA's guidance and addressed below, include:

- Latest planning assumptions (93.110)
- Consultation (93.112)
- Transportation Control Measures (93.113)
- Fiscal Constraint (93.108)

*Latest Planning Assumptions:*

The use of latest planning assumptions in 40 CFR 93.110 of the conformity rule generally apply to regional emissions analysis. In the 1997 ozone NAAQS areas, the use of latest planning assumptions requirement applies to assumptions about transportation control measures (TCMs) in an approved SIP (See following section on Timely Implementation of TCMs).

*Consultation:*

The consultation requirements in 40 CFR 93.112 were addressed both for interagency consultation and public consultation. Interagency consultation was conducted with FHWA, FTA, US EPA Region 1, MassDEP, and the Massachusetts MPOs on March 6, 2019 to discuss the latest conformity-related court rulings and resulting federal guidance. Regular and recurring interagency consultations have been held since on an (at least) annual schedule, with the most recent conformity consultation held on JApril 27, 2022. This ongoing consultation is conducted in accordance with the following:

- Massachusetts' Air Pollution Control Regulations 310 CMR 60.03 "Conformity to the State Implementation Plan of Transportation Plans, Programs, and Projects Developed, Funded or Approved Under Title 23 USC or the Federal Transit Act"
- The Commonwealth of Massachusetts Memorandum of Understanding among the Massachusetts Department of Transportation, Massachusetts Department of Environmental Protection, Massachusetts Metropolitan Planning Organizations, and Regional Transit Authorities, titled The Conduct of Air Quality Planning and Coordination for Transportation Conformity (dated September 16, 2019)

Public consultation was conducted consistent with planning rule requirements in 23 CFR 450.

Title 23 CFR Section 450.324 and 310 CMR 60.03(6)(h) requires that the development of the TIP, RTP, and related certification documents provide an adequate opportunity for public review and comment. Section 450.316(b) also establishes the outline for

MPO public participation programs. Each MPO's Public Participation Plan ensures that the public will have access to the TIP/RTP and all supporting documentation, provides for public notification of the availability of the TIP/RTP and the public's right to review the document and comment thereon, and provides a 21-day public review and comment period prior to the adoption of the TIP/RTP and related certification documents.

*Timely Implementation of Transportation Control Measures:*

Transportation Control Measures (TCMs) have been required in the SIP in revisions submitted to EPA in 1979 and 1982. All SIP TCMs have been accomplished through construction or through implementation of ongoing programs. All of the projects have been included in the Region's Transportation Plan (present or past) as recommended projects or projects requiring further study.

*Fiscal Constraint:*

Transportation conformity requirements in 40 CFR 93.108 state that TIPs and transportation plans must be fiscally constrained consistent with DOT's metropolitan planning regulations at 23 CFR part 450. The 2023-2027 State Transportation Improvement Program and 2020-2040 Regional Transportation Plans are fiscally constrained, as demonstrated in this document.

In summary and based upon the entire process described above, the Commonwealth has prepared this conformity determination for the 1997 Ozone NAAQS in accordance with EPA's and Massachusetts' latest conformity regulations and guidance. This conformity determination process demonstrates that the FFY 2023-2027 State Transportation Improvement Program and the 2020-2040 Regional Transportation Plans meet the Clean Air Act and Transportation Conformity Rule requirements for the 1997 Ozone NAAQS, and have been prepared following all the guidelines and requirements of these rules during this time period.

Therefore, the implementation of the MPO's FFY 2023-2027 State Transportation Improvement Program and the 2020-2040 Regional Transportation Plans are consistent with the air quality goals of, and in conformity with, the Massachusetts State Implementation Plan.

## **APPENDIX B: STIP Amendment/Adjustment Procedures**

## **MassDOT State Transportation Improvement Program (STIP) Project Revision Definitions and Procedures**

The STIP is a “living” document and is likely to be modified during the course of the year. The definitions and procedures outlined in this section are followed when project-based revisions to the STIP are necessary.

### **Definitions of STIP Revision Procedures**

**Amendment:** A revision to the State Transportation Improvement Program (STIP) that requires public review and demonstration of financial constraint. The public process for a STIP amendment requires a publicly advertised 21-day public comment period and for MassDOT to address any public commentary prior to sending to the Federal Highway Administration (FHWA) and Federal Transit Administration (FTA) for review and approval.

**Adjustment:** A revision to the STIP that does not require a public process, but that is required to be included in a MassDOT STIP action with a demonstration of financial constraint for FHWA/FTA to consider for approval.

**Administrative Modification:** A revision to the STIP that is minor in nature to require neither a public process nor FHWA/FTA approval, but that does involve notification to our federal partners.

## Highway Project STIP Revision Definitions and Procedures

Type of Revision	Definition	Procedure	Notes
Major Project Cost Change	Increase or decrease of \$500,000 or greater for projects programmed under \$5,000,000 and greater than 10% of the total cost for projects programmed over \$5,000,000.	Amendment	The “increase” or “decrease” in cost is relative to the Total Federal Participating Cost (TFPC) of a project.
Minor Project Cost Change	Increase or decrease of \$499,999 or less for projects programmed under \$5,000,000 and less than 10% of the total cost for projects programmed over \$5,000,000.	Adjustment	See above.
Project Description Change	Change in the description of the project as it is listed in the STIP.	Adjustment or Administrative Modification	Project description changes are treated as administrative modifications or adjustments for minor changes (e.g. spelling errors, more detailed descriptions, adding mile-markers, etc.).
Major Project Scope Change	A revision to the project scope large enough to necessitate an additional review by MassDOT’s Project Review Committee (PRC) – typically accompanied by major project cost change.	Amendment	In some cases, a major scope change will require the initiation of a new project through MassDOT’s Project Initiation Form (PIF), and review/approval by PRC. This would require deactivation and removal of the currently programmed project.
Minor Project Scope Change	A minor revision to the project scope that does not significantly alter the original PRC-approved scope of work.	Adjustment	In many cases, changes in this category will also include a minor cost change.
Project Addition	The programming of a new project in any federal fiscal year of the active TIP.	Amendment or Adjustment	Project additions are treated as amendments if the project was not part of any previously approved STIP vetted through the public process. Project additions can be treated as adjustments in circumstances in which it has been vetted for the same programming year.

Type of Revision	Definition	Procedure	Notes
Project Removal	The removal of a project in any federal fiscal year of the active TIP.	Amendment	Exception: if a project is removed from an active TIP or the STIP due to it being previously advanced/advertised, or is moved to the statewide list from a regional TIP, the action would be considered an adjustment.
Change in Funding Source	A change in the project's funding source, including federal and non-federal sources which fall within the project cost change revisions listed above.	Adjustment	Changes in funding sources for projects are permissible for advertisement purposes if the FHWA Division Office has been consulted.
Change in Additional Information	A change in any item listed in the "Additional Information" column of the STIP not covered in any other item listed here (e.g. earmark details, project proponent, etc.)	Administrative Modification	N/A
Change in Year of Programming	Moving a currently programmed project earlier or later than an originally programmed year.	Amendment	Changes to a project delivery schedule (advancement or delay) requires an amendment for the change in programmed FFY.



## Transit Project STIP Revision Definitions and Procedures

Type of Revision	Definition	Procedure	Notes
Major Project Cost Change	Increase or decrease of \$500,000 or greater for projects under \$5,000,000 and greater than 10% of the total cost for projects exceeding \$5,000,000.	Amendment	The “increase” or “decrease” in cost is relative to the combined federal and non-federal aid participating cost of the project.
Minor Project Cost Change	Increase or decrease of \$499,999 or less for projects under \$5,000,000 and less than 10% of the total cost for projects exceeding \$5,000,000.	Adjustment	See above.
Project Description Change	Change in the description of the project as it is listed in the STIP.	Adjustment or Administrative Modification	Project description changes are treated as administrative modifications or adjustments for minor changes (e.g. spelling errors, more detailed descriptions, etc.).
Major Project Scope Change	A revision to the project scope deemed large enough to require public review and comment (e.g. changing the number of stations)	Amendment	In many cases, changes in this category will also include a major cost change.
Minor Project Scope Change	A minor revision to the project scope that does not significantly alter the original scope of work (e.g. changes to the bus model for vehicle replacement projects).	Adjustment	In many cases, changes in this category will also include a minor cost change.
Project Addition	The programming of a new project in any federal fiscal year of the current TIP.	Amendment or Adjustment	Project additions are treated as amendments if the project was not part of any previously approved STIP that has been vetted through the public process. Can be treated as adjustments in circumstances in which it has been vetted for the same programming year.
Project Removal	The removal of a project in any federal fiscal year of the current TIP.	Amendment	Exception: if a project is removed from a TIP or the STIP due to it being previously advanced/advertised, or is moved to the statewide list from a regional TIP, the action would be considered an adjustment.

Type of Revision	Definition	Procedure	Notes
Change in Funding Source	Change in the funding source, including federal and non-federal sources that fall within project cost change revisions listed in the first two rows.	Adjustment	Changes in funding sources for projects are permissible for obligation purposes with written notice from the FTA Regional Office.
Change in Year of Programming	Moving a currently programmed project earlier or later than the originally programmed year.	Amendment or Adjustment	<p>Federal funds shall be programmed in the federal fiscal year in which the award will occur.</p> <p>Changes in year of programming are only treated as adjustments if they involve advancing federal funds to align with the year of the grant award.</p>

## Exceptions

Although MassDOT typically holds a 21-day public comment period for amendments, in the event of extenuating circumstances beyond the agency's control, the comment period may be shortened or waived in consultation with FHWA's Division Office and/or the FTAs Regional Office. Additionally, MassDOT may make exceptions to the procedures outlined above and consider amendments as adjustments and/or adjustments as administrative modifications, but these exceptions will also require coordination with and concurrence by MassDOT's federal partners and the affected MPO.

## APPENDIX C: Operations and Maintenance

*Note: Regional Transit Authorities (RTAs) and the MassDOT Highway Division Operations and Maintenance projections are preliminary and subject to change pending further analysis on financial impacts from the COVID-19 crisis.*

Operating and Maintenance Expenditures as of March 2022						
Statewide and District Contracts plus Expenditures within MPO boundaries						
Program Group/Sub Group	Est SFY 2022 Spending	Est SFY 2023 Spending	Est SFY 2024 Spending	Est SFY 2025 Spending	Est SFY 2026 Spending	
<b>Part 1: Non-Federal Aid</b>						
<b>Section I - Non Federal Aid Maintenance Projects - State Bondfunds</b>						
<b>01 - ADA Retrofits</b>						
Sidewalk Construction and Repairs	\$ 78,719	\$ 114,000	\$ 52,000	\$ -	\$ -	
<b>02 - Bicycles and pedestrians program</b>						
Bikeway/Bike Path Construction	\$ -	\$ -	\$ -	\$ -	\$ -	
<b>03 - Bridge</b>						
Bridge Maintenance	\$ 47,360,434	\$ 22,008,112	\$ 7,019,328	\$ 345,318	\$ -	
Bridge Maintenance - Deck Repairs	\$ 13,072,586	\$ 8,334,358	\$ 5,311,045	\$ 443,585	\$ -	
Bridge Maintenance - Joints	\$ 3,793,035	\$ 2,804,206	\$ 1,208,481	\$ 68,432	\$ -	
Bridge Preservation	\$ 2,882,033	\$ 11,816,698	\$ 4,974,667	\$ 317,981	\$ -	
Drawbridge Maintenance	\$ 5,575,223	\$ 2,560,174	\$ -	\$ -	\$ -	
Painting - Structural	\$ 6,162,363	\$ 1,605,861	\$ -	\$ -	\$ -	
Structures Maintenance	\$ 284,948	\$ 142,680	\$ -	\$ -	\$ -	
<b>04 - Capacity</b>						
Highway Relocation	\$ -	\$ -	\$ -	\$ -	\$ -	
Hwy Reconstr - Added Capacity	\$ -	\$ -	\$ -	\$ -	\$ -	
Hwy Reconstr - Major Widening	\$ -	\$ -	\$ -	\$ -	\$ -	
<b>05 - Facilities</b>						
Vertical Construction (Ch 149)	\$ 6,669,216	\$ 5,718,204	\$ 1,651,487	\$ 114,754	\$ -	
<b>07 - Intersection Improvements</b>						
Traffic Signals	\$ 3,488,759	\$ 2,224,126	\$ 1,914,764	\$ 94,957	\$ -	
<b>08 - Interstate Pavement</b>						
Resurfacing Interstate	\$ -	\$ -	\$ -	\$ -	\$ -	
<b>09 - Intelligent Transportation Systems Program</b>						
Intelligent Transportation System	\$ -	\$ -	\$ -	\$ -	\$ -	
<b>10 - Non-interstate DOT Pavement Program</b>						
Milling and Cold Planing	\$ 625,000	\$ 695,000	\$ 65,316	\$ -	\$ -	
Resurfacing	\$ 6,415,673	\$ 4,437,466	\$ 3,658,730	\$ 956,730	\$ -	
Resurfacing DOT Owned Non-Interstate	\$ 5,222,136	\$ 3,704,756	\$ 1,345,715	\$ 178,272	\$ -	
<b>11 - Roadway Improvements</b>						
Asbestos Removal	\$ -	\$ -	\$ -	\$ -	\$ -	
Catch Basin Cleaning	\$ 1,966,347	\$ 1,455,089	\$ 310,866	\$ -	\$ -	
Contract Highway Maintenance	\$ 3,190,450	\$ 3,000,531	\$ 1,668,618	\$ 100,901	\$ -	
Crack Sealing	\$ 1,672,864	\$ 1,194,760	\$ 706,377	\$ 109,600	\$ -	
Culvert Maintenance	\$ -	\$ -	\$ -	\$ -	\$ -	
Culvert Reconstruction/Rehab	\$ -	\$ -	\$ -	\$ -	\$ -	
Drainage	\$ 7,341,532	\$ 6,292,153	\$ 1,154,896	\$ 103,925	\$ -	
Dredging	\$ -	\$ -	\$ -	\$ -	\$ -	
Guard Rail & Fencing	\$ 3,429,456	\$ 4,146,615	\$ 1,845,428	\$ 278,197	\$ -	
Highway Sweeping	\$ 963,234	\$ 1,007,278	\$ 141,245	\$ -	\$ -	
Landscaping	\$ 233,427	\$ 600,000	\$ 244,014	\$ -	\$ -	
Mowing and Spraying	\$ 2,002,002	\$ 1,038,229	\$ 357,576	\$ 29,565	\$ -	
Sewer and Water	\$ 3,904	\$ 20,843	\$ 10,580	\$ -	\$ -	
Tree Trimming	\$ 3,939,855	\$ 2,625,059	\$ 722,777	\$ -	\$ -	
<b>12 - Roadway Reconstruction</b>						
Hwy Reconstr - No Added Capacity	\$ 6,001	\$ -	\$ -	\$ -	\$ -	
Hwy Reconstr - Restr and Rehab	\$ 646,014	\$ 109,047	\$ 265,670	\$ 177,113	\$ -	
Roadway - Reconstr - Sidewalks and Curbing	\$ 1,879,857	\$ 748,676	\$ -	\$ -	\$ -	
<b>13 - Safety Improvements</b>						
Electrical	\$ 398,549	\$ -	\$ -	\$ -	\$ -	
Impact Attenuators	\$ 1,068,681	\$ 911,141	\$ 346,248	\$ 129,196	\$ -	
Lighting	\$ 3,735,830	\$ 2,267,423	\$ 1,281,166	\$ 116,870	\$ -	
Pavement Marking	\$ 3,332,465	\$ 3,166,821	\$ 1,623,975	\$ 343,891	\$ -	
Safety Improvements	\$ 227,620	\$ 33,595	\$ -	\$ -	\$ -	
Sign Installation/Upgrading	\$ 545,832	\$ 833,711	\$ 827,507	\$ 65,739	\$ -	
Structural Signing	\$ 359,312	\$ 129,607	\$ -	\$ -	\$ -	
<b>Section I Total:</b>	<b>\$ 138,573,354</b>	<b>\$ 95,746,219</b>	<b>\$ 38,708,474</b>	<b>\$ 3,975,025</b>	<b>\$ -</b>	
<b>Section II - Non Federal Aid Highway Operations - State Operating Budget Funding</b>						
<b>Snow and Ice Operations &amp; Materials</b>						
	\$ 83,800,000	\$ 95,000,000	\$ 95,000,000	\$ 95,000,000	\$ 95,000,000	
<b>District Maintenance Payroll</b>						
Mowing, Litter Mgmt, Sight Distance Clearing, Etc.	\$ 34,400,000	\$ 35,440,000	\$ 36,510,000	\$ 37,610,000	\$ 38,740,000	
<b>Section II Total:</b>	<b>\$ 118,200,000</b>	<b>\$ 130,440,000</b>	<b>\$ 131,510,000</b>	<b>\$ 132,610,000</b>	<b>\$ 133,740,000</b>	
<b>Grand Total NFA:</b>	<b>\$ 256,773,354</b>	<b>\$ 226,186,219</b>	<b>\$ 170,218,474</b>	<b>\$ 136,585,025</b>	<b>\$ 133,740,000</b>	

## Operating and Maintenance Expenditures as of March 2022

## Statewide and District Contracts plus Expenditures within MPO boundaries

Program Group/Sub Group	Est SFY 2022 Spending	Est SFY 2023 Spending	Est SFY 2024 Spending	Est SFY 2025 Spending	Est SFY 2026 Spending
Part 2: Federal Aid					
Section I - Federal Aid Maintenance Projects					
01 - ADA Retrofits					
Sidewalk Construction and Repairs	\$ -	\$ -	\$ -	\$ -	\$ -
02 - Bicycles and pedestrians program					
Bikeway/Bike Path Construction	\$ -	\$ -	\$ -	\$ -	\$ -
03 - Bridge					
Bridge Maintenance	\$ 3,805,564	\$ 502,504	\$ 2,357,142	\$ -	\$ -
Bridge Maintenance - Deck Repairs	\$ -	\$ -	\$ 1,038,762	\$ 952,198	\$ -
Bridge Maintenance - Joints	\$ -	\$ -	\$ -	\$ -	\$ -
Bridge Preservation	\$ -	\$ -	\$ -	\$ -	\$ -
Bridge Reconstruction/Rehab	\$ -	\$ -	\$ -	\$ -	\$ -
Drawbridge Maintenance	\$ -	\$ -	\$ -	\$ -	\$ -
Painting - Structural	\$ 3,401,816	\$ 378,207	\$ -	\$ -	\$ -
Structures Maintenance	\$ 238,348	\$ 2,860,181	\$ 1,430,090	\$ -	\$ -
04 - Capacity					
Hwy Reconstr - Added Capacity	\$ -	\$ -	\$ -	\$ -	\$ -
05 - Facilities					
Vertical Construction (Ch 149)	\$ -	\$ -	\$ -	\$ -	\$ -
07 - Intersection Improvements					
Traffic Signals	\$ -	\$ -	\$ -	\$ -	\$ -
08 - Interstate Pavement					
Resurfacing Interstate	\$ -	\$ -	\$ -	\$ -	\$ -
09 - Intelligent Transportation Systems Program					
Intelligent Transportation System	\$ -	\$ -	\$ -	\$ -	\$ -
10 - Non-interstate DOT Pavement Program					
Milling and Cold Planing	\$ -	\$ -	\$ -	\$ -	\$ -
Resurfacing	\$ -	\$ -	\$ -	\$ -	\$ -
Resurfacing DOT Owned Non-Interstate	\$ -	\$ -	\$ -	\$ -	\$ -
11 - Roadway Improvements					
Asbestos Removal	\$ -	\$ -	\$ -	\$ -	\$ -
Catch Basin Cleaning	\$ -	\$ -	\$ -	\$ -	\$ -
Contract Highway Maintenance	\$ -	\$ -	\$ -	\$ -	\$ -
Crack Sealing	\$ -	\$ -	\$ -	\$ -	\$ -
Culvert Maintenance	\$ -	\$ -	\$ -	\$ -	\$ -
Culvert Reconstruction/Rehab	\$ -	\$ -	\$ -	\$ -	\$ -
Drainage	\$ -	\$ -	\$ -	\$ -	\$ -
Guard Rail & Fencing	\$ -	\$ -	\$ -	\$ -	\$ -
Highway Sweeping	\$ -	\$ -	\$ -	\$ -	\$ -
Landscaping	\$ -	\$ -	\$ -	\$ -	\$ -
Mowing and Spraying	\$ -	\$ -	\$ -	\$ -	\$ -
Sewer and Water	\$ -	\$ -	\$ -	\$ -	\$ -
Tree Trimming	\$ -	\$ -	\$ -	\$ -	\$ -
12 - Roadway Reconstruction					
Hwy Reconstr - Restr and Rehab	\$ -	\$ -	\$ -	\$ -	\$ -
13 - Safety Improvements					
Electrical	\$ -	\$ -	\$ -	\$ -	\$ -
Impact Attenuators	\$ -	\$ -	\$ -	\$ -	\$ -
Lighting	\$ 5,557,056	\$ 9,931	\$ 978,483	\$ -	\$ -
Pavement Marking	\$ -	\$ -	\$ -	\$ -	\$ -
Safety Improvements	\$ -	\$ -	\$ -	\$ -	\$ -
Sign Installation/Upgrading	\$ -	\$ -	\$ -	\$ -	\$ -
Structural Signing	\$ 583,693	\$ 99,450	\$ -	\$ -	\$ -
Section I Total:	\$ 13,586,477	\$ 3,850,272	\$ 5,804,478	\$ 952,198	\$ -
Grand Total Federal Aid:					
	\$ 13,586,477	\$ 3,850,272	\$ 5,804,478	\$ 952,198	\$ -

## Operating and Maintenance Expenditures as of March 2022

## Statewide and District Contracts

Program Group/Sub Group	Est SFY 2022 Spending	Est SFY 2023 Spending	Est SFY 2024 Spending	Est SFY 2025 Spending	Est SFY 2026 Spending
Part 1: Non-Federal Aid					
Section I - Non Federal Aid Maintenance Projects - State Bondfunds					
01 - ADA Retrofits					
Sidewalk Construction and Repairs	\$ 78,719	\$ 114,000	\$ 52,000	\$ -	\$ -
02 - Bicycles and pedestrians program					
Bikeway/Bike Path Construction	\$ -	\$ -	\$ -	\$ -	\$ -
03 - Bridge					
Bridge Maintenance	\$ 36,405,775	\$ 18,815,892	\$ 6,183,863	\$ 345,318	\$ -
Bridge Maintenance - Deck Repairs	\$ 13,072,586	\$ 8,334,358	\$ 5,311,045	\$ 443,585	\$ -
Bridge Maintenance - Joints	\$ 3,793,035	\$ 2,804,206	\$ 1,208,481	\$ 68,432	\$ -
Bridge Preservation	\$ 722,817	\$ 1,510,000	\$ 635,000	\$ -	\$ -
Drawbridge Maintenance	\$ 5,575,223	\$ 2,560,174	\$ -	\$ -	\$ -
Painting - Structural	\$ 4,516,054	\$ 1,605,861	\$ -	\$ -	\$ -
Structures Maintenance	\$ 284,948	\$ 142,680	\$ -	\$ -	\$ -
04 - Capacity					
Highway Relocation	\$ -	\$ -	\$ -	\$ -	\$ -
Hwy Reconstr - Added Capacity	\$ -	\$ -	\$ -	\$ -	\$ -
Hwy Reconstr - Major Widening	\$ -	\$ -	\$ -	\$ -	\$ -
05 - Facilities					
Vertical Construction (Ch 149)	\$ 4,429,468	\$ 2,368,944	\$ 929,429	\$ 114,754	\$ -
07 - Intersection Improvements					
Traffic Signals	\$ 3,488,759	\$ 2,224,126	\$ 1,914,764	\$ 94,957	\$ -
08 - Interstate Pavement					
Resurfacing Interstate	\$ -	\$ -	\$ -	\$ -	\$ -
09 - Intelligent Transportation Systems Program					
Intelligent Transportation System	\$ -	\$ -	\$ -	\$ -	\$ -
10 - Non-Interstate DOT Pavement Program					
Milling and Cold Planning	\$ 625,000	\$ 695,000	\$ 65,316	\$ -	\$ -
Resurfacing	\$ 6,415,673	\$ 4,437,466	\$ 3,658,730	\$ 956,730	\$ -
Resurfacing DOT Owned Non-Interstate	\$ 5,203,927	\$ 3,704,756	\$ 1,345,715	\$ 178,272	\$ -
11 - Roadway Improvements					
Asbestos Removal	\$ -	\$ -	\$ -	\$ -	\$ -
Catch Basin Cleaning	\$ 1,966,347	\$ 1,455,089	\$ 310,866	\$ -	\$ -
Contract Highway Maintenance	\$ 3,055,450	\$ 2,387,018	\$ 1,154,312	\$ 72,342	\$ -
Crack Sealing	\$ 1,672,864	\$ 1,194,760	\$ 706,377	\$ 109,600	\$ -
Culvert Maintenance	\$ -	\$ -	\$ -	\$ -	\$ -
Culvert Reconstruction/Rehab	\$ -	\$ -	\$ -	\$ -	\$ -
Drainage	\$ 6,789,520	\$ 5,478,547	\$ 1,040,684	\$ 103,925	\$ -
Dredging	\$ -	\$ -	\$ -	\$ -	\$ -
Guard Rail & Fencing	\$ 3,429,456	\$ 4,146,615	\$ 1,845,428	\$ 278,197	\$ -
Highway Sweeping	\$ 963,234	\$ 1,007,278	\$ 141,245	\$ -	\$ -
Landscaping	\$ 233,427	\$ 600,000	\$ 244,014	\$ -	\$ -
Mowing and Spraying	\$ 1,984,043	\$ 822,728	\$ 177,992	\$ 29,565	\$ -
Sewer and Water	\$ 3,904	\$ 20,843	\$ 10,580	\$ -	\$ -
Tree Trimming	\$ 3,939,855	\$ 2,625,059	\$ 722,777	\$ -	\$ -
12 - Roadway Reconstruction					
Hwy Reconstr - No Added Capacity	\$ 6,001	\$ -	\$ -	\$ -	\$ -
Hwy Reconstr - Restr and Rehab	\$ 646,014	\$ 109,047	\$ 265,670	\$ 177,113	\$ -
Roadway - Reconstr - Sidewalks and Curbing	\$ 1,879,857	\$ 748,676	\$ -	\$ -	\$ -
13 - Safety Improvements					
Electrical	\$ 398,549	\$ -	\$ -	\$ -	\$ -
Impact Attenuators	\$ 1,068,681	\$ 842,686	\$ 181,956	\$ 47,050	\$ -
Lighting	\$ 3,735,830	\$ 2,267,423	\$ 1,281,166	\$ 116,870	\$ -
Pavement Marking	\$ 3,332,465	\$ 3,166,821	\$ 1,623,975	\$ 343,891	\$ -
Safety Improvements	\$ 227,620	\$ 33,595	\$ -	\$ -	\$ -
Sign Installation/Upgrading	\$ 467,832	\$ 573,711	\$ 646,592	\$ 65,739	\$ -
Structural Signing	\$ 359,312	\$ 129,607	\$ -	\$ -	\$ -
Section I Total:	\$ 120,772,243	\$ 76,926,966	\$ 31,657,976	\$ 3,546,339	\$ -
Section II - Non Federal Aid Highway Operations - State Operating Budget Funding					
Snow and Ice Operations & Materials					
District Maintenance Payroll	\$ 83,800,000	\$ 95,000,000	\$ 95,000,000	\$ 95,000,000	\$ 95,000,000
Mowing, Litter Mgmt, Sight Distance Clearing, Etc.	\$ 34,400,000	\$ 35,440,000	\$ 36,510,000	\$ 37,610,000	\$ 38,740,000
Section II Total:	\$ 118,200,000	\$ 130,440,000	\$ 131,510,000	\$ 132,610,000	\$ 133,740,000
Grand Total NFA:	\$ 238,972,243	\$ 207,366,966	\$ 163,167,976	\$ 136,156,339	\$ 133,740,000

## Operating and Maintenance Expenditures as of March 2022

## Statewide and District Contracts

Program Group/Sub Group	Est SFY 2022 Spending	Est SFY 2023 Spending	Est SFY 2024 Spending	Est SFY 2025 Spending	Est SFY 2026 Spending
<b>Part 2: Federal Aid</b>					
<b>Section I - Federal Aid Maintenance Projects</b>					
<b>01 - ADA Retrofits</b>					
Sidewalk Construction and Repairs	\$ -	\$ -	\$ -	\$ -	\$ -
<b>02 - Bicycles and pedestrians program</b>					
Bikeway/Bike Path Construction	\$ -	\$ -	\$ -	\$ -	\$ -
<b>03 - Bridge</b>					
Bridge Maintenance	\$ 2,557,469	\$ 502,504	\$ -	\$ -	\$ -
Bridge Maintenance - Deck Repairs	\$ -	\$ -	\$ -	\$ -	\$ -
Bridge Maintenance - Joints	\$ -	\$ -	\$ -	\$ -	\$ -
Bridge Preservation	\$ -	\$ -	\$ -	\$ -	\$ -
Bridge Reconstruction/Rehab	\$ -	\$ -	\$ -	\$ -	\$ -
Drawbridge Maintenance	\$ -	\$ -	\$ -	\$ -	\$ -
Painting - Structural	\$ 3,401,816	\$ 378,207	\$ -	\$ -	\$ -
Structures Maintenance	\$ -	\$ -	\$ -	\$ -	\$ -
<b>04 - Capacity</b>					
Hwy Reconstr - Added Capacity	\$ -	\$ -	\$ -	\$ -	\$ -
<b>05 - Facilities</b>					
Vertical Construction (Ch 149)	\$ -	\$ -	\$ -	\$ -	\$ -
<b>07 - Intersection Improvements</b>					
Traffic Signals	\$ -	\$ -	\$ -	\$ -	\$ -
<b>08 - Interstate Pavement</b>					
Resurfacing Interstate	\$ -	\$ -	\$ -	\$ -	\$ -
<b>09 - Intelligent Transportation Systems Program</b>					
Intelligent Transportation System	\$ -	\$ -	\$ -	\$ -	\$ -
<b>10 - Non-interstate DOT Pavement Program</b>					
Milling and Cold Planing	\$ -	\$ -	\$ -	\$ -	\$ -
Resurfacing	\$ -	\$ -	\$ -	\$ -	\$ -
Resurfacing DOT Owned Non-Interstate	\$ -	\$ -	\$ -	\$ -	\$ -
<b>11 - Roadway Improvements</b>					
Asbestos Removal	\$ -	\$ -	\$ -	\$ -	\$ -
Catch Basin Cleaning	\$ -	\$ -	\$ -	\$ -	\$ -
Contract Highway Maintenance	\$ -	\$ -	\$ -	\$ -	\$ -
Crack Sealing	\$ -	\$ -	\$ -	\$ -	\$ -
Culvert Maintenance	\$ -	\$ -	\$ -	\$ -	\$ -
Culvert Reconstruction/Rehab	\$ -	\$ -	\$ -	\$ -	\$ -
Drainage	\$ -	\$ -	\$ -	\$ -	\$ -
Guard Rail & Fencing	\$ -	\$ -	\$ -	\$ -	\$ -
Highway Sweeping	\$ -	\$ -	\$ -	\$ -	\$ -
Landscaping	\$ -	\$ -	\$ -	\$ -	\$ -
Mowing and Spraying	\$ -	\$ -	\$ -	\$ -	\$ -
Sewer and Water	\$ -	\$ -	\$ -	\$ -	\$ -
Tree Trimming	\$ -	\$ -	\$ -	\$ -	\$ -
<b>12 - Roadway Reconstruction</b>					
Hwy Reconstr - Restr and Rehab	\$ -	\$ -	\$ -	\$ -	\$ -
<b>13 - Safety Improvements</b>					
Electrical	\$ -	\$ -	\$ -	\$ -	\$ -
Impact Attenuators	\$ -	\$ -	\$ -	\$ -	\$ -
Lighting	\$ -	\$ -	\$ -	\$ -	\$ -
Pavement Marking	\$ -	\$ -	\$ -	\$ -	\$ -
Safety Improvements	\$ -	\$ -	\$ -	\$ -	\$ -
Sign Installation/Upgrading	\$ -	\$ -	\$ -	\$ -	\$ -
Structural Signing	\$ 583,693	\$ 99,450	\$ -	\$ -	\$ -
<b>Section I Total:</b>	<b>\$ 6,542,978</b>	<b>\$ 980,161</b>	<b>\$ -</b>	<b>\$ -</b>	<b>\$ -</b>
<b>Grand Total Federal Aid:</b>					
	<b>\$ 6,542,978</b>	<b>\$ 980,161</b>	<b>\$ -</b>	<b>\$ -</b>	<b>\$ -</b>



NANTUCKET REGIONAL TRANSIT AUTHORITY (NRTA)  
FFY 2023-2027 EXPENDITURES

	FY23	FY24	FY25	FY26	FY 27
Passenger Fares	500,000	525,000	550,000	575,000	600,000
Contract Revenue	0	0	0	0	0
Interest Income	3,000	3,000	3,000	3,000	3,000
Rental Income	48,500	48,500	48,500	48,500	48,500
Other Income	3,000	5,000	5,000	5,000	5,000
<b>Total NRTA Generated Revenue</b>	<b>554,500</b>	<b>581,500</b>	<b>606,500</b>	<b>631,500</b>	<b>656,500</b>
Expenses	3,695,591	3,806,591	3,921,591	4,039,591	4,140,581
<b>Total Costs and Expenses</b>	<b>3,695,591</b>	<b>3,806,591</b>	<b>3,921,591</b>	<b>4,039,591</b>	<b>4,140,581</b>
Federal	1,259,914	1,293,950	1,332,649	1,372,975	1,407,299
State Contract Assistance	586,755	604,358	622,489	641,164	657,193
Local Assessment	1,294,442	1,326,783	1,359,953	1,393,952	1,428,801
NRTA Generated Funds	554,500	581,500	606,500	631,500	656,500
<b>Total Funding Picture</b>	<b>3,695,591</b>	<b>3,806,591</b>	<b>3,921,591</b>	<b>4,039,591</b>	<b>4,149,793</b>

## MVRTA Transit Operations and Maintenance Summary Table

### State Fiscal Year 2021 (Actual), 2022 (Adopted Budget), and 2023 to 2027 (Projected)

The numbers below represent actual numbers for the previous year, the current year budget/forecast approved by the MVRTA Advisory Board, and Projections for the out-years. These numbers indicate that there are sufficient revenues projected to meet the operating needs of the MVRTA.

	<b>Audit</b>	<b>Adopted Budget</b>	<b>Projected</b>	<b>Projected</b>	<b>Projected</b>	<b>Projected</b>	<b>Projected</b>
<b>Operating Revenue</b>	<b>Actual</b>	<b>Jan 2022 Revised</b>	<b>Yr One</b>	<b>Yr Two</b>	<b>Yr Three</b>	<b>Yr Four</b>	<b>Yr Five</b>
	<b>2021</b>	<b>2022</b>	<b>2023</b>	<b>2024</b>	<b>2025</b>	<b>2026</b>	<b>2027</b>
Farebox	\$561,308	\$665,420	\$0	\$0	\$0	\$0	\$0
Section 5307			\$7,443,500	\$7,815,675	\$8,206,450	\$8,616,780	\$9,047,620
Section 5311							
CARES	\$6,036,070	\$6,512,135	\$3,811,895	\$0	\$0	\$0	\$0
CMAQ/TDM							

**MVRTA Transit Operations and Maintenance Summary Table**

**State Fiscal Year 2021 (Actual), 2022 (Adopted Budget), and 2023 to 2027 (Projected) (Continued)**

	<b>Audit</b>	<b>Adopted Budget</b>	<b>Projected</b>	<b>Projected</b>	<b>Projected</b>	<b>Projected</b>	<b>Projected</b>
<b>Operating Revenue</b>	<b>Actual</b>	<b>Jan 2022 Re- vised</b>	<b>Yr One</b>	<b>Yr Two</b>	<b>Yr Three</b>	<b>Yr Four</b>	<b>Yr Five</b>
	<b>2021</b>	<b>2022</b>	<b>2023</b>	<b>2024</b>	<b>2025</b>	<b>2026</b>	<b>2027</b>
Advertising	\$25,000	\$25,000	\$75,000	\$75,000	\$75,000	\$75,000	\$75,000
Interest Income	\$1,049	\$1,250	\$2,500	\$2,500	\$2,500	\$2,500	\$2,500
Rental Income							
State Contract Assistance*	\$7,509,670	\$7,697,410	\$8,120,768	\$8,567,410	\$9,038,617	\$9,535,741	\$10,060,207
Local Assessment	\$4,144,670	\$4,481,940	\$4,593,989	\$4,708,838	\$4,826,559	\$4,947,223	\$5,070,904
Other: 5339 & other Discretionary funds	\$357,000	\$518,500	\$1,200,000	\$550,000	\$0	\$0	\$5,000,000
<b>Total Revenue</b>	\$18,015,585	\$19,901,655	\$25,247,651	\$21,719,423	\$22,149,126	\$23,177,244	\$29,256,231

## MVRTA Transit Operations and Maintenance Summary

State Fiscal Year 2021 (Actual), 2022 (Adopted Budget), and 2023 to 2027 (Projected) (Continued)

Operating Expenses **	Actual	Jan 2022 Revised	Yr One	Yr Two	Yr Three	Yr Four	Yr Five
	2021	2022	2023	2024	2025	2026	2027
<b>Total</b> (See Below)	\$18,015,585	\$19,901,655	\$25,247,651	\$21,719,423	\$22,149,126	\$23,177,244	\$29,256,231

### Footnotes:

\* Operating assistance provided by the State

\*\* Description of Operating Expenses: Salaries and Wages; Fringe Benefits: Legal, Accounting and Professional Services; Promotion/Marketing; Insurance; Equipment Leases and Rentals; Real Property Leases and Rentals; Non-capitalized Maintenance/Repair; Fuel costs; Tire costs; Office Supplies and Equipment; Interest expense; Utilities; Management Fees; Travel and Training; and Other miscellaneous expense items.

## Cape Cod MPO

### Operations and Maintenance Summary Table for the Cape Cod Regional Transit Authority 2022-2027‡

The numbers below represent actual numbers for FY22, the FY23 year budget/forecast currently under review by the CCRTA Advisory Board Executive Committee, and Projections for the out-years as used in the Program Preview meetings with the State. The figures provided in the below table are estimates and a forecast of projected funds necessary to meet the operating needs of the regional transit authority.

Operating Revenues	Previous	Year One (Draft)	Year Two	Year Three	Year Four	Year Five
	2022	2023	2024	2025	2026	2027
Farebox	\$ 880,747	\$ 898,362	\$ 943,280	\$ 990,444	\$ 1,039,966	\$ 1,091,965
FTA §5307/5339/Stimulus Funds*	\$ 8,858,808	\$ 26,858,808	\$ 22,358,808	\$ 21,358,808	\$ 21,358,808	\$ 21,892,778
Fully Funded (Revenues from HST Operations)	\$ -	\$ -	\$ -	\$ -	\$ -	\$ -
Miscellaneous Income	\$ 349,634	\$ 361,335	\$ 368,562	\$ 375,933	\$ 383,452	\$ 391,121
State Contract Assistance	\$ 5,127,600	\$ 4,926,234	\$ 5,074,021	\$ 5,226,242	\$ 5,383,029	\$ 5,544,520
Local Assessments	\$ 2,052,417	\$ 2,103,727	\$ 2,156,321	\$ 2,210,229	\$ 2,265,485	\$ 2,322,122
<b>Total</b>	<b>\$ 17,269,206</b>	<b>\$ 35,148,466</b>	<b>\$ 30,900,992</b>	<b>\$ 30,161,656</b>	<b>\$ 30,430,740</b>	<b>\$ 31,242,505</b>

Operating Expenses**	Previous	Year One (Draft)	Year Two	Year Three	Year Four	Year Five
	2022	2023	2024	2025	2026	2027
<b>Total</b>	<b>\$ 16,606,441</b>	<b>\$ 16,938,600</b>	<b>\$ 17,446,758</b>	<b>\$ 17,970,161</b>	<b>\$ 18,509,266</b>	<b>\$ 19,064,544</b>

‡ Budget developed is a good faith representation of CCRTA's financial situation. Assumptions made regarding revenues and costs will undoubtedly be significantly altered by how various policy and funding scenarios play out, including use of American Rescue Plan Act funding, approved 3/11/20, passage of the American Jobs Plan, currently before Congress, the elimination of our HST service and the timeframe for restoration of pre-pandemic transit mode share.

\*Represents the capitalized operating components of FTA §5307 formula funding, including preventive maintenance, ADA operating, mobility management and under 100 bus rule operating assistance

\*\*Operating Expenses include: Salaries and Wages; Fringe Benefits; Legal, Accounting and Professional Services; Promotion/Marketing; Insurance; Equipment Leases and Rentals; Real Property Leases and Rentals; Maintenance/Repair; Fuel costs; Tire costs; Office Supplies and Equipment; Interest Expense; Utilities; Management Fees; Travel and Training; and Other miscellaneous expense items.

Figure 2 FFY 2023-2027 Estimated Transit Operations and Maintenance Expenditures

Operating Revenue	Fiscal Year 2023	Fiscal Year 2024	Fiscal Year 2025	Fiscal Year 2026	Fiscal Year 2027
Farebox	\$6,089,493	\$7,626,668	\$7,779,201	\$7,934,785	\$8,093,481
Section 5307 CARES	\$5,133,049	\$5,235,710	\$0	\$0	\$0
Advertisin Interest Income	\$413,000	\$417,130	\$421,301	\$425,514	\$429,769
State Contract Assistance	\$26,111,551	\$26,894,898	\$27,701,744	\$28,532,797	\$29,388,781
Local Assessment	\$9,876,792	\$10,123,712	\$10,376,805	\$10,636,225	\$10,902,130
Other - ARPA	\$6,817,164.00	\$5,653,047.00	\$0.00	\$0.00	\$0.00
Other - Grants	\$492,073.00	\$501,914.46	\$511,952.75	\$522,191.80	\$532,635.64
Total Operating Expenses	\$54,933,122	\$55,951,164	\$46,279,052	\$47,529,321	\$48,814,162
These are draft budget numbers for FY22 and projections for the following years.					

**Central Massachusetts Metropolitan Planning Organization  
Operations & Maintenance Summary Table  
Worcester Regional Transit Authority**

The numbers below represent **draft budget numbers for 2023** and projections for the out-years. The figures provided are estimates and a forecast of projected funds necessary to meet the operating needs of the WRTA.

<i><b>Operating Revenue</b></i>	<b>Fiscal Year 2023</b>	<b>Fiscal Year 2024</b>	<b>Fiscal Year 2025</b>	<b>Fiscal Year 2026</b>	<b>Fiscal Year 2027</b>
Passenger Revenues	1,397,913	2,795,826	2,851,743	2,908,777	2,966,953
Section 5307	6,492,031	6,079,098	6,566,296	7,078,439	7,616,649
Advertising & Interest Income	241,700	246,534	251,465	256,494	261,624
State Contract Assistance	12,980,392	13,304,902	13,637,524	13,978,462	14,327,924
Local Assessment	5,778,169	5,922,623	6,070,689	6,222,456	6,378,017
CARES Act	3,422,956	3,559,874	3,702,269	3,850,360	4,004,374
Other	1,382,936	945,295	975,499	1,006,755	1,039,094
<b>Total Operating Revenue</b>	<b>\$ 31,696,097</b>	<b>\$ 32,854,152</b>	<b>\$ 34,055,485</b>	<b>\$ 35,301,743</b>	<b>\$ 36,594,635</b>
<b>Total Operating Expenses</b>	<b>\$ 31,696,097</b>	<b>\$ 32,854,152</b>	<b>\$ 34,055,485</b>	<b>\$ 35,301,743</b>	<b>\$ 36,594,635</b>



Table G-2  
FFYs 2023–27 TIP Operations and Maintenance Summary: MBTA

Category	FY23-FY27	FY23	FY24	FY25	FY26	FY27
<b>Operations and Maintenance Revenues (\$M)</b>						
Fare Revenue	2,589	472	504	518	533	561
Non-Fare Revenue	521	98	103	105	107	109
Sales Tax and Local Assessments	7,754	1,459	1,504	1,549	1,596	1,645
Additional State Assistance	635	127	127	127	127	127
Federal Relief & One-Time Revenue	437	316	121			
<b>Total Revenue</b>	<b>11,936</b>	<b>2,473</b>	<b>2,359</b>	<b>2,300</b>	<b>2,363</b>	<b>2,442</b>
<b>Operations and Maintenance Costs (\$M)</b>						
Wages, Materials, and Services and Contracts	10,611	1,939	2,035	2,134	2,218	2,286
Debt Service	2,904	533	560	571	613	627
<b>Total Costs</b>	<b>13,515</b>	<b>2,472</b>	<b>2,595</b>	<b>2,705</b>	<b>2,831</b>	<b>2,913</b>
<b>Difference Between Revenues and Costs</b>	<b>(1,579)</b>	<b>0</b>	<b>(236)</b>	<b>(406)</b>	<b>(467)</b>	<b>(471)</b>

1. FY23-FY27 spending and revenue estimates based on Scenario 2 ridership projections as of the December Annual Pro Forma presentation to the Board on 12/15/21
2. Additional state assistance displayed as part of total revenue
3. Federal relief & One-Time Revenue includes CARES Act funds, CRRSAA funds, and ARPA funds along with a planned transfer of Operating Deficiency Reserve funds, along with FEMA reimbursement revenues for COVID-19 expenses
4. Federal relief & one-time revenue: The MBTA has an estimated allocation of one-time federal COVID-19 relief funding totaling \$1,988M with \$827M from the Coronavirus Aid, Relief, and Economic Security (CARES) Act from March 27, 2020, \$301M from the Coronavirus Response and Relief Supplemental Appropriations Act of 2021 (CRRSAA) from December 27, 2020, and a projected \$860M from the American Rescue Plan (ARP) Act from March 11, 2021.
5. Sales Tax: The dedicated revenues from the state sales tax are equal to whichever is greater, the amount of actual sales tax receipts generated from the statewide sales tax dedicated to the MBTA, or a base revenue amount. The annual amount of dedicated sales tax revenues that the MBTA receives is subject to annual upward adjustment to a maximum 3 percent increase based on a comparison of the percentage increase of inflation to the increase in actual sales tax receipts. Legislation enacted in 2014 increased the base revenue amount in SFY 2015 to \$970.6 million and increased the dedicated sales tax revenue amount for the MBTA by an additional \$160 million annually.

Table G-3  
FFYs 2023–27 TIP Operations and Maintenance Summary: MWRTA

Operating Revenue	Actual	Actual	Actual	Per Approved Budget	Projected	Projected	Projected	Projected	Projected
	FY19	FY20	FY21	FY 22	FY 23	FY24	FY25	FY26	FY27
Farebox	\$607,985	\$479,129	\$20,701	\$442,513	\$455,989	\$467,389	\$479,074	\$491,051	\$503,327
Section 5339									
Section 5307	\$1,534,066	\$922,968					\$2,514,930	\$2,395,392	\$2,395,392
Section 5311									
CMAQ/TDM									
Cares /Crrsaa/American Rescue Plan		\$825,000	\$2,550,000	\$2,453,706	\$4,277,394	\$3,021,989			
Advertising	\$87,950	\$80,250	\$78,425	\$83,794	\$96,425	\$98,836	\$101,307	\$103,839	\$106,435
Interest Income	\$7,168	\$5,307	\$882	\$875	\$1,321	\$1,354			
Rental Income	\$123,844	\$108,364	\$84,257	\$108,000	\$84,419	\$86,530	\$118,000	\$118,000	\$118,000
Parking Revenue	\$274,999	\$206,328	\$200,075	\$252,270	\$195,873	\$200,770	\$205,789	\$210,934	\$216,208
State Operating Assistance	\$3,542,451	\$3,474,631	\$3,514,840	\$3,939,264	\$3,192,206	\$3,672,011	\$3,763,811	\$3,857,907	\$3,954,354
Local Assessment	\$4,078,598	\$3,876,600	\$3,036,067	\$4,072,853	\$3,599,300	\$3,689,283	\$3,781,515	\$3,876,053	\$3,972,954
Other: (Define)	\$688,727	\$534,505	\$391,202	\$421,987	\$232,805	\$238,625	\$244,591	\$250,705	\$256,973
TOTAL	\$10,945,787	\$10,513,083	\$9,876,449	\$11,775,262	\$12,135,734	\$11,476,787	\$11,209,017	\$11,303,881	\$11,523,643
Other - Operating (examples)									
Ins. Recoveries, misc.	\$25,904	\$10,624	\$3,391	\$3,400	\$2,258	\$2,314	\$2,372	\$2,431	\$2,492
Gain on Sale of Fixed Assets									
ID Income									
Miscellaneous	\$13,142	\$4,283							
Vending	\$5,254	\$4,687	\$3,333	\$5,254	\$2,078	\$2,130	\$2,183	\$2,237	\$2,293
Fuel Tax Rebate	\$53,733	\$31,334	\$19,937	\$20,000	\$18,848	\$19,319	\$19,802	\$20,297	\$20,805
Vehicle Repair Reimbursement	\$68,892	\$74,162	\$49,501	\$68,892	\$48,943	\$50,166	\$51,420	\$52,706	\$54,023
MAPC Reimbursement	\$-								
HST Revenue	\$1,251								

(Table G-3, cont., 2)

Operating Revenue	Actual	Actual	Actual	Per Approved Budget	Projected	Projected	Projected	Projected	Projected
	FY19	FY20	FY21	FY 22	FY 23	FY24	FY25	FY26	FY27
CDL Workforce Development	\$17,500								
Hudson Shuttle	\$-								
Mass Bay Community College Shuttle	\$212,789	\$176,674		\$212,789		\$-	\$-	\$-	\$-
Travel Training Initiative	\$84,262	\$76,048	\$78,594	\$48,867	\$100,000	\$102,500	\$105,063	\$107,689	\$110,381
5310 ADA Above and Beyond	\$172,038								
Solar Renew Energy Credit Rev	\$260	\$52,770	\$50,762	\$52,284	\$49,361	\$50,595	\$51,860	\$53,156	\$54,485
First Mile Last Mile Operating Grant	\$11,653								
Rte 20 Operating Grant	\$3,603								
Mass Dot Shuttle Reimbursement	\$6,200	\$66,375							
COA Training Revenue	\$7,377	\$11,548	\$8,843	\$10,500	\$11,318	\$11,601	\$11,891	\$12,188	\$12,493
Rebate Income	\$4,869								
MW Health Foundation Training Grant		\$26,000							
MAPC Grant Revenue			\$176,842						
Other Operating Revenue	\$688,727	\$534,505	\$391,202	\$421,987	\$232,805	\$238,625	\$244,591	\$250,705	\$256,973
Operating Expenses	\$10,945,787	\$10,513,083	\$9,876,449	\$11,818,383	\$12,135,734	\$11,476,787	\$11,209,017	\$11,303,881	\$11,523,643

Table G-4  
FFYs 2023–27 TIP Operations and Maintenance Summary: CATA

	Previous (Actual)	Current (Budgeted)	Year Two (Projected)	Year Three (Projected)	Year Four (Projected)	Year Five (Projected)
	2021	2022	2023	2024	2025	2026
Farebox	\$66,825	\$120,000	\$190,000	\$190,000	\$190,000	\$190,000
Section 5307	\$144,821	\$250,992	\$501,984	\$514,534	\$527,397	\$540,582
Section 5311	\$-	\$-	\$-	\$-	\$-	\$-
CMAQ/TDM	\$-	\$-	\$-	\$-	\$-	\$-
Fully Funded	\$-	\$-	\$-	\$-	\$-	\$-
MassDOT Discretionary Grant	\$-	\$96,680	\$-	\$-	\$-	\$-
Community Transit Grant	\$46,874	\$97,024	\$50,000	\$50,000	\$50,000	\$50,000
Auxiliary Revenues *	\$2,822,586	\$762,156	\$500,000	\$500,000	\$500,000	\$500,000
Interest Income	\$10,641	\$2,000	\$2,000	\$2,000	\$2,000	\$2,000
State Contract Assistance **	\$1,465,569	\$1,506,637	\$1,544,303	\$1,582,910	\$1,622,483	\$1,663,045
Local Assessment	\$775,531	\$795,480	\$815,367	\$835,751	\$856,645	\$878,061
<b>Total</b>	<b>\$5,332,847</b>	<b>\$3,630,969</b>	<b>\$3,603,654</b>	<b>\$3,675,195</b>	<b>\$3,748,525</b>	<b>\$3,823,688</b>
Operating Expenses ***	Previous	Current	Year Two	Year Three	Year Four	Year Five
	2021	2022	2023	2024	2025	2026
	\$5,332,847	\$3,630,969	\$3,603,654	\$3,675,195	\$3,748,525	\$3,823,688

\* Auxiliary Revenues include contract transportation (HST, Beverly Shuttle, adult day care, etc), rental income, advertising

\*\* Operating Assistance provided by the state

\*\*\* Description of Operating Expenses: Salaries and wages; fringe benefit; legal, accounting, and professional services; promotional/marketing; insurance; equipment; non-capitalized maintenance/repair; fuel costs; tire costs; office supplies and equipment; interest expense; management fees; travel and training; an dother miscellaneous expense items

**VTA FFY 2021-2025  
Expenditure  
Estimates**

	Approved FY 21 Budget	Projected FY 22	Projected FY 23	Projected FY 24	Projected FY 25
Revenues					
Passenger Fares	\$1,900,000	\$1,400,000	\$1,600,000	\$1,800,000	\$1,900,000
Contract Revenue	\$210,000	\$210,000	\$210,000	\$210,000	\$210,000
Interest Income-Admin	\$5,000	\$5,000	\$5,000	\$5,000	\$5,000
Rent Income-Admin	\$80,000	\$80,000	\$80,000	\$80,000	\$80,000
Other Income	<u>\$130,000</u>	<u>\$130,000</u>	<u>\$130,000</u>	<u>\$130,000</u>	<u>\$130,000</u>
Total Revenues	\$2,325,000	\$1,825,000	\$2,025,000	\$2,225,000	\$2,325,000
Federal 5311	\$980,000	\$1,400,000	\$1,200,000	\$1,050,000	\$1,150,000
State Contract Assistance	\$1,785,692	\$1,785,692	\$1,825,000	\$1,855,000	\$1,900,000
Local Assessments	\$1,287,524	\$1,319,712	\$1,352,705	\$1,386,523	\$1,421,186
VTA Generated Funds	<u>\$2,325,000</u>	<u>\$1,825,000</u>	<u>\$2,025,000</u>	<u>\$2,225,000</u>	<u>\$2,325,000</u>
	\$6,378,216	\$6,330,404	\$6,402,705	\$6,516,523	\$6,796,186

### BRTA Financial Capacity Assessment

An assessment of financial capacity has been made of the transit projects programmed for the Berkshire Regional Transit Authority in this TIP. It is determined that the BRTA has the financial capacity to carry out the programmed projects, based upon the following facts and assumptions:

1. BRTA services are supported by revenues from the following sources:

Federal - 41.66%  
 State - 39.20%  
 Local - 11.78%  
 Fares - 6.14%  
 Other - 1.22%  
**Total -100.00**

### BRTA Operations and Maintenance Summary

#### State Fiscal Year 2022

The numbers below represent actual numbers for the previous year, the current year budget/forecast approved by the BRTA Advisory Board, and Projections for the out-years. These numbers indicate that there are sufficient revenues projected to meet the operating needs of the area transit authority.

<b>Operating Revenue</b>	<b>Previous</b>	<b>Current</b>	<b>Yr. Two</b>	<b>Yr. Three</b>
	<b>2021</b>	<b>2022</b>	<b>2023</b>	<b>2024</b>
Farebox	512,561	533,275	613,266	705,256
Section 5307	90,230	0	2,161,384	2,783,284
Section 5307- CARES Act	1,557,900	2,835,295	776,614	0
Section 5311	306,681	306,681	306,681	309,748
Section 5311-CARES Act	702,449	148,909	0	0
Section 5310	10,795	0	0	0
MAP	35,275			
ARPA & CRRSA	0	478,835	0	0
Fully Funded *	8,104,503	43,829		
RTACAP as Expense	25,043		0	0
Section 5339	9,943	0	0	0
Advertising	40,000	40,000	40,000	41,200
Interest Income	2,705	1,200	1,320	1,360
Rental Income	55,119	40,719	40,719	40,719
State Contract Assistance including discretionary grant from MassDOT**	3,204,048	3,213,903	3,417,483	4,016,064
Local Assessment	999,065	1,024,043	1,049,644	1,075,885
Other: (Define)	48,928	24,100	24,100	24,823
<b>TOTAL</b>	<b>15,669,970</b>	<b>8,690,789</b>	<b>9,169,692</b>	<b>9,676,063</b>

**BRTA Operations and Maintenance Summary**  
**State Fiscal Year 2022**

<b>Operating Expenses ***</b>	<b>Previous</b>	<b>Current</b>	<b>Yr. Two</b>	<b>Yr. Three</b>	
	<b>2021</b>	<b>2022</b>	<b>2023</b>	<b>2024</b>	
<b>TOTAL (See Description Below)</b>	15,665,216	8,690,788	9,169,692	9,676,063	

## Footnotes:

\* Fully funded refers to contract work often to Human Service

Agencies

\*\* Operating assistance provided by the State

\*\*\* Description of Operating Expenses: Salaries and Wages; Fringe Benefits; Legal, Accounting and Professional Services; Promotion/Marketing; Insurance; Equipment Leases and Rentals; Real Property Leases and Rentals; Non-capitalized Maintenance/Repair; Fuel costs; Tire costs; Office Supplies and Equipment; Interest Expense; Utilities; Management Fees; Travel and Training; and Other miscellaneous expense items.

2. While federal, state and local sources of funding are limited, they are presently adequate to support existing levels of service provided by the BRTA through 2022.

3. Current assets offset current liabilities; and cash flow, supported through revenue anticipation notes, is sufficient to provide cash-on-hand and/or receivables are available to fund operations for one year.

### **SPECIAL EFFORTS FOR THE ELDERLY AND DISABLED**

BRTA special efforts to provide transportation services for the elderly and disabled in compliance with Section 504 requirements are described in detail within the document. These special efforts consist of:

1. Half fares on all fixed-route buses on weekdays and on Saturdays.
2. Kneeling feature on most fixed-route buses.
3. Wheelchair lifts or ramps on all fixed-route buses.
4. User-side subsidy program for Non-ADA paratransit service is available the same days and times as the fixed route bus. (This program began in July 1978. It was modified in November 2006 via a public solicitation for a single provider for both ambulatory and non-ambulatory trips under a multiyear contract. The BRTA acquired a fleet of 15 paratransit vehicles placed into service in February 2012). The BRTA contract with First Transit will end on June 30, 2024, unless opted to utilize the extensions.

Expenditures for ADA and Non-ADA transportation services (contract plus administrative costs) account for 12.01% of BRTA's budgeted operational expense for FY21 (July 1, 2020 – June 30, 2021).

In 1987, the BRTA Advisory Board established a paratransit subcommittee which worked closely with BRPC and BRTA staff, handicapped advocacy organizations and consumers, and adopted a



## FRTA Operating Revenue & Expenses

Source	FY'19 Actual	FY'20 Est. Pre Covid-19	FY'21 Projected	FY'22 projected	FY'23 projected	FY'24 projected	FY'25 projected
Revenue:							
Farebox	\$252,966	\$253,375	\$260,976	\$268,806	\$276,870	\$285,176	\$293,731
Section 5309	\$14,342	\$0	\$0	\$0	\$0	\$0	\$0
Section 5311	\$1,141,397	\$1,240,058	\$1,279,682	\$1,320,554	\$1,362,714	\$1,406,204	\$1,451,063
Fully Funded	\$4,546,137	\$5,074,738	\$5,226,980	\$5,383,790	\$5,545,303	\$5,711,662	\$5,883,012
New Freedom	\$24,846	\$7,640	\$7,869	\$8,105	\$8,348	\$8,599	\$8,857
Advertising	\$19,556	\$13,690	\$14,101	\$14,524	\$14,959	\$15,408	\$15,870
Interest Income	\$5,627	\$4,706	\$4,847	\$4,993	\$5,142	\$5,297	\$5,456
Rental Income	\$106,199	\$99,801	\$102,795	\$105,879	\$109,055	\$112,327	\$115,697
State Contract Assistance w/discretionary	\$975,775	\$1,121,136	\$1,154,770	\$1,189,413	\$1,225,096	\$1,261,848	\$1,299,704
RTA Capital (expensed)	\$37,698	\$4,725	\$4,867	\$5,013	\$5,163	\$5,318	\$5,478
Local Assessment	\$474,207	\$484,322	\$496,430	\$508,841	\$521,562	\$534,601	\$547,966
Other (*)	\$6,668	\$6,035	\$6,216	\$6,403	\$6,595	\$6,792	\$6,996
<b>TOTAL Revenue</b>	<b>\$7,605,418</b>	<b>\$8,310,226</b>	<b>\$8,559,533</b>	<b>\$8,816,319</b>	<b>\$9,080,808</b>	<b>\$9,353,233</b>	<b>\$9,633,830</b>
Expenses:							
Administration	\$903,829	\$880,837	\$907,262	\$934,480	\$962,514	\$991,390	\$1,021,131
Demand Response	\$789,543	\$1,052,478	\$1,084,052	\$1,116,574	\$1,150,071	\$1,184,573	\$1,220,110
Fully Funded	\$4,223,803	\$4,753,457	\$4,896,061	\$5,042,943	\$5,194,231	\$5,350,058	\$5,510,559
Fixed Route	\$1,688,243	\$1,623,454	\$1,672,158	\$1,722,322	\$1,773,992	\$1,827,212	\$1,882,028
<b>Total Expenses</b>	<b>\$7,605,418</b>	<b>\$8,310,226</b>	<b>\$8,559,533</b>	<b>\$8,816,319</b>	<b>\$9,080,808</b>	<b>\$9,353,233</b>	<b>\$9,633,830</b>

(\*) Other revenue - Commissions (ticket sales) and Docking Fees, Misc. Income

<b>2040</b>	\$44,516,326	\$39,470,984	\$16,244,722	\$11,793,026	\$4,891,087	<b>\$116,916,145</b>
<b>Totals</b>	<b>\$730,569,222</b>	<b>\$650,166,833</b>	<b>\$264,792,486</b>	<b>\$235,230,776</b>	<b>\$78,912,480</b>	<b>\$1,959,671,797</b>

Source: Regional Transportation Plan, updated 2020

**Table 9 Transit Operating Expenditures**

<b>Year</b>	<b>5307</b>	<b>5310</b>	<b>5339</b>	<b>RTACAP</b>	<b>Total</b>
2020-2024	\$68,180,385	\$2,933,482	\$7,224,890	\$36,688,650	\$115,027,407
2025-2029	\$75,572,320	\$3,253,115	\$8,718,575	\$40,357,515	\$127,901,525
2030-2034	\$83,765,669	\$3,607,577	\$10,521,068	\$44,393,267	\$142,287,581
2035-2039	\$92,847,318	\$4,000,659	\$12,696,208	\$48,832,593	\$158,376,778
2040	\$19,744,098	\$850,992	\$2,838,307	\$10,743,170	\$34,176,567
<b>Total</b>	<b>\$340,109,790</b>	<b>\$14,645,825</b>	<b>\$41,999,048</b>	<b>\$181,015,195</b>	<b>\$577,769,858</b>

**Table 10 Transit Maintenance Expenditures**

	<b>2020-2024</b>	<b>2025-2029</b>	<b>2030-2034</b>	<b>2035-2039</b>	<b>2040</b>	<b>Grand Total</b>
Local Assessments	\$49,372,389	\$55,860,326	\$63,200,831	\$71,505,940	\$15,445,284	\$255,384,770
5307 Federal Urbanized Formula	\$58,635,131	\$64,992,195	\$72,038,475	\$79,848,693	\$16,979,925	\$292,494,419
5339 Federal	\$7,224,890	\$8,718,575	\$10,521,068	\$12,696,208	\$2,838,307	\$41,999,048
5310 Federal Elderly and Disabled	\$2,933,482	\$3,253,115	\$3,607,577	\$4,000,659	\$850,992	\$14,645,825
Fare box	\$45,399,763	\$50,125,006	\$55,342,057	\$61,102,103	\$13,198,054	\$225,166,983
Advertising, other revenue	\$3,255,020	\$3,593,805	\$3,967,851	\$4,380,829	\$946,259	\$16,143,764
<b>Operating Funds for Programming in the RTP</b>	<b>\$166,820,675</b>	<b>\$186,543,022</b>	<b>\$208,677,859</b>	<b>\$233,534,432</b>	<b>\$50,258,821</b>	<b>\$845,834,809</b>

Source: Regional Transportation Plan, updated 2020

**DRAFT**  
**Brockton Area Transit Authority**  
**Operations and Maintenance Summary Table**

The numbers below represent actual numbers for the previous year, the current year budget/forecast approved by the RTA Advisory Board, and Projections for the out-years as used in the Program Preview meetings with the State. The figures provided in the below table are estimates and a forecast of projected funds necessary to meet the operating needs of the regional transit authority.

Operating Revenue	Previous	Previous	Year One	Year Two	Year Three	Year Four	Year Five
	Actual 2021	Budget 2022	Draft Budget 2023	Program Preview 2024	2025	2026	2027
Farebox	\$ 3,084,750	\$ 1,825,500	\$ 1,641,866	\$ 1,927,356	\$ 2,219,983	\$ 2,687,285	\$ 3,090,736
Federal Grants	\$ 3,340,422	\$ 3,846,683	\$ 4,616,887	\$ 4,385,618	\$ 4,385,618	\$ 3,998,353	\$ 3,769,542
Service Contracts *	\$ 885,000	\$ 852,418	\$ 877,032	\$ 898,958	\$ 921,432	\$ 1,037,071	\$ 1,062,997
MassDOT Discretionary Grant and/or Workforce Training	\$ 200,000	\$ 414,000	\$ 200,000	\$ 300,000	\$ 300,000	\$ 300,000	\$ 300,000
Auxiliary Revenue	\$ 136,600	\$ 150,000	\$ 196,140	\$ 189,838	\$ 189,838	\$ 194,584	\$ 199,449
Interest Income	\$ 65,000	\$ 5,000	\$ 68,959	\$ 70,683	\$ 72,450	\$ 74,261	\$ 76,118
State Contract Assistance **	\$ 7,706,966	\$ 7,679,767	\$ 8,097,131	\$ 8,270,269	\$ 8,270,269	\$ 8,477,026	\$ 8,688,951
Local Assessment	\$ 3,263,662	\$ 3,326,754	\$ 3,428,885	\$ 3,514,607	\$ 3,602,472	\$ 3,692,534	\$ 3,784,847
<b>TOTAL</b>	\$ 18,682,400	\$ 18,100,122	\$ 19,126,900	\$ 19,557,329	\$ 19,962,062	\$ 20,461,114	\$ 20,972,641
Operating Expenses ***	Previous	Previous	Draft	Year Two	Year Three	Year Four	Year Five
	2021	2022	2023	2024	2025	2026	2027
<b>TOTAL (See Description Below)</b>	\$ 18,682,400	\$ 18,100,122	\$ 19,126,900	\$ 19,557,329	\$ 19,962,062	\$ 20,461,114	\$ 20,972,641

Footnotes:

\* Service Contracts refers to contract work such as Human Service Agencies and BSU

\*\* Operating assistance provided by the State

\*\*\* Description of Operating Expenses: Salaries and Wages; Fringe Benefits; Legal, Accounting and Professional Services; Promotion/Marketing; Insurance; Equipment Leases and Rentals; Real Property Leases and Rentals; Non-capitalized Maintenance/Repair; Fuel costs; Tire costs; Office Supplies and Equipment; Interest Expense; Utilities; Management Fees; Travel and Training; and Other miscellaneous expense items.

DRAFT March 30, 2022

**Table 24 – GATRA Federal Transit Financial Plan for FFY2023-2027 TIP**

**TO BE UPDATED ONCE TRANSIT PROJECT LISTS ARE FINAL**

**Federal Fiscal Year 2023**

FTA Program	Federal Funds Programmed	State Funds Programmed	TDC	Local Funds Programmed	Total Funds Programmed
5307	\$0	\$0	\$0	\$0	\$0
5337	\$0	\$0	\$0	\$0	\$0
5339	\$0	\$0	\$0	\$0	\$0
Other Non-Federal	\$0	\$0	\$0	\$0	\$0
<b>Totals</b>	\$0	\$0	\$0	\$0	\$0

**Federal Fiscal Year 2024**

FTA Program	Federal Funds Programmed	State Funds Programmed	TDC	Local Funds Programmed	Total Funds Programmed
5307	\$0	\$0	\$0	\$0	\$0
5337	\$0	\$0	\$0	\$0	\$0
5339	\$0	\$0	\$0	\$0	\$0
Other Non-Federal	\$0	\$0	\$0	\$0	\$0
<b>Totals</b>	\$0	\$0	\$0	\$0	\$0

**Federal Fiscal Year 2025**

FTA Program	Federal Funds Programmed	State Funds Programmed	TDC	Local Funds Programmed	Total Funds Programmed
5307	\$0	\$0	\$0	\$0	\$0
5337	\$0	\$0	\$0	\$0	\$0
5339	\$0	\$0	\$0	\$0	\$0
Other Non-Federal	\$0	\$0	\$0	\$0	\$0
<b>Totals</b>	\$0	\$0	\$0	\$0	\$0

**Federal Fiscal Year 2026**

FTA Program	Federal Funds Programmed	State Funds Programmed	TDC	Local Funds Programmed	Total Funds Programmed
5307	\$0	\$0	\$0	\$0	\$0
5337	\$0	\$0	\$0	\$0	\$0
5339	\$0	\$0	\$0	\$0	\$0
Other Non-Federal	\$0	\$0	\$0	\$0	\$0
<b>Totals</b>	\$0	\$0	\$0	\$0	\$0

**Federal Fiscal Year 2027**

FTA Program	Federal Funds Programmed	State Funds Programmed	TDC	Local Funds Programmed	Total Funds Programmed
5307	\$0	\$0	\$0	\$0	\$0
5337	\$0	\$0	\$0	\$0	\$0
5339	\$0	\$0	\$0	\$0	\$0
Other Non-Federal	\$0	\$0	\$0	\$0	\$0
Totals	\$0	\$0	\$0	\$0	\$0

**Table 25 – SRTA Federal Transit Financial Plan for FFY2023-2027 TIP**

**TO BE UPDATED ONCE TRANSIT PROJECT LISTS ARE FINAL**

**Federal Fiscal Year 2023**

FTA Program	Federal Funds Programmed	State Funds Programmed	TDC	Local Funds Programmed	Total Funds Programmed
5307	\$0	\$0	\$0	\$0	\$0
5339	\$0	\$0	\$0	\$0	\$0
Other Non-Federal	\$0	\$0	\$0	\$0	\$0
Totals	\$0	\$0	\$0	\$0	\$0

**Federal Fiscal Year 2025**

FTA Program	Federal Funds Programmed	State Funds Programmed	TDC	Local Funds Programmed	Total Funds Programmed
5307	\$0	\$0	\$0	\$0	\$0
5339	\$0	\$0	\$0	\$0	\$0
Other Non-Federal	\$0	\$0	\$0	\$0	\$0
Totals	\$0	\$0	\$0	\$0	\$0

**Federal Fiscal Year 2026**

FTA Program	Federal Funds Programmed	State Funds Programmed	TDC	Local Funds Programmed	Total Funds Programmed
5307	\$0	\$0	\$0	\$0	\$0
5339	\$0	\$0	\$0	\$0	\$0
Other Non-Federal	\$0	\$0	\$0	\$0	\$0
Totals	\$0	\$0	\$0	\$0	\$0

**Federal Fiscal Year 2027**

<b>FTA Program</b>	<b>Federal Funds Programmed</b>	<b>State Funds Programmed</b>	<b>TDC</b>	<b>Local Funds Programmed</b>	<b>Total Funds Programmed</b>
<b>5307</b>	\$0	\$0	\$0	\$0	\$0
<b>5339</b>	\$0	\$0	\$0	\$0	\$0
<b>Other Non-Federal</b>	\$0	\$0	\$0	\$0	\$0
<b>Totals</b>	\$0	\$0	\$0	\$0	\$0

**Montachusett Regional Planning Commission  
Operation & Maintenance Summary Table  
Montachusett Regional Transit Authority (MART)**

<b>Operating Revenue</b>	<b>Fiscal Year 2023 Est</b>	<b>Fiscal Year 2024 Est</b>	<b>Fiscal Year 2025 Est</b>	<b>Fiscal Year 2026 Est</b>	<b>Fiscal Year 2027 Est</b>
Farebox	2,551,082	2,614,859	2,680,230	2,747,236	2,802,180
Section 5307 / CARES Act / CARISA / ARPA	3,893,913	4,022,190	4,154,292	4,290,329	4,419,039
Advertising & Interest Income	40,097	41,099	42,127	43,180	44,044
State Contract Assistance	6,185,845	6,309,562	6,435,753	6,564,468	6,695,758
Local Assessment	2,728,129	2,796,332	2,866,240	2,937,896	2,996,654
Other	752,434	771,245	790,526	810,289	834,598
<b>Total Operating Revenue</b>	<b>16,151,499</b>	<b>16,555,286</b>	<b>16,969,169</b>	<b>17,393,398</b>	<b>17,792,272</b>
 <b>Total Operating Expenses</b>	 <b>16,151,499</b>	 <b>16,555,286</b>	 <b>16,969,169</b>	 <b>17,393,398</b>	 <b>17,792,272</b>

**(Note: 2023 Budget not available at this time)**

## APPENDIX F: SYSTEM PRESERVATION, OPERATIONS AND MAINTENANCE

The numbers in the table below represent the operations and maintenance budget approved by the LRTA Advisory Board, and projections for the out-years as used in the Program Preview meetings with the State. This data projects that revenues will meet the operating needs of the LRTA.

### LRTA OPERATIONS AND MAINTENANCE SUMMARY

Operating Revenue	SFY 2023	SFY 2024	SFY 2025	SFY 2026	SFY 2027
Farebox	\$725,000	\$761,250	\$820,000	\$900,000	\$1,000,000
Section 5307	\$2,004,594	\$2,344,524	\$2,781,797	\$3,739,133	\$5,135,044
Section 5311	\$0	\$0	\$0	\$0	\$0
CMAQ/TDM	\$0	\$0	\$0	\$0	\$0
Federally Funded Contract Work*	\$0	\$0	\$0	\$0	\$0
Jobs Access/ Reverse Commute	\$0	\$0	\$0	\$0	\$0
CARES/ARPA Act	\$2,700,000	\$2,500,000	\$2,175,949	\$1,309,181	\$0
Advertising	\$37,080	\$38,192	\$50,000	\$70,000	\$80,000
Interest Income	\$3,090	\$3,183	\$5,000	\$6,000	\$7,000
Rental Income	\$320,000	\$350,000	\$360,500	\$371,315	\$382,454
State Contract Assistance**	\$4,377,554	\$4,508,880	\$4,644,146	\$4,783,471	\$4,926,975
Local Assessment	\$3,157,384	\$3,236,319	\$3,317,227	\$3,400,158	\$3,485,162
Other: sale of used equipment and other miscellaneous revenues	\$15,450	\$15,914	\$16,391	\$16,882	\$17,389
<b>TOTAL</b>	<b>\$13,340,152</b>	<b>\$13,758,262</b>	<b>\$14,171,010</b>	<b>\$14,596,140</b>	<b>\$15,034,024</b>
Operating Expenses***	SFY 2023	SFY 2024	SFY 2025	SFY 2026	SFY 2027
<b>TOTAL (see description below)</b>	<b>\$13,340,152</b>	<b>\$13,758,262</b>	<b>\$14,171,010</b>	<b>\$14,596,140</b>	<b>\$15,034,024</b>

Source: LRTA

\* Federally funded refers to contract work, often to Human Service Agencies

\*\* Operating assistance provided by the State

\*\*\* Description of Operating Expenses: Salaries and wages; fringe benefits; legal, accounting and professional services; promotion/marketing; insurance; equipment leases and rentals; real property leases and rentals; non-capitalized maintenance/repair; fuel costs; tire costs; office supplies and equipment; interest expense; utilities; management fees; travel and training; and other miscellaneous expense items.

The following tables represent the Highway operations and maintenance budget approved by MassDOT. This data presents the Statewide and District (3 and 4) contracts plus expenditures within the Northern Middlesex MPO boundary.