

Stoneham

Town Hall
35 Central Street
Stoneham, MA 02180
Phone 781-279-2635
Fax 781-438-6906

Board Members

David Castellarin, Kathleen Sullivan,
John Scullin, Francis Gould,
Janice Houghton*
*indicates Chairperson

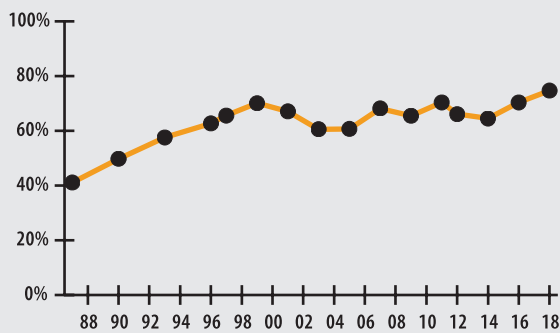
Board Administrator

Karen DeAngelis

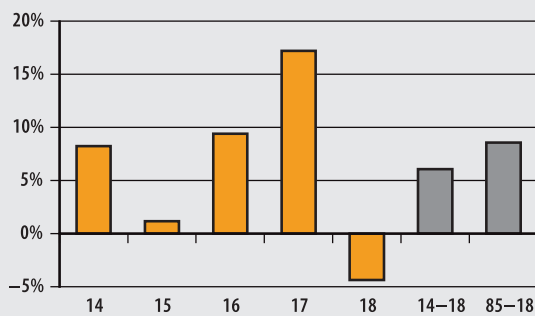
Board Meeting

Typically the 4th Tuesday of the month at
2:00 pm

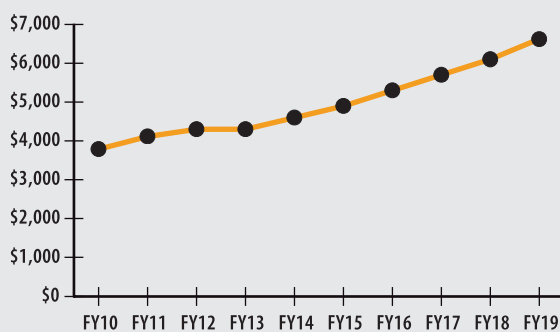
FUNDED RATIO (1987-2018)



INVESTMENT RETURN (2014-2018, 5 YEAR AND 34 YEAR AVERAGES)



10-YEAR HISTORY OF APPROPRIATIONS (IN THOUSANDS)



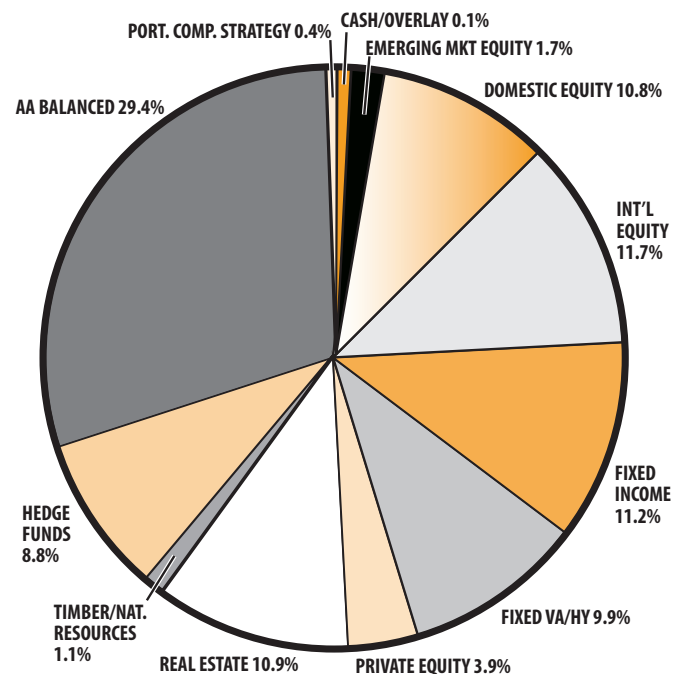
INVESTMENT RETURN HISTORY

<u>34 years 2018</u>	<u>33 years 2017</u>	<u>32 years 2016</u>
8.59%	9.01%	8.76%
<u>10 years 2018</u>	<u>10 years 2017</u>	<u>10 years 2016</u>
8.99%	5.74%	5.26%
<u>5 years 2018</u>	<u>5 years 2017</u>	<u>5 years 2016</u>
6.09%	10.11%	9.48%

ACTUARIAL

▶ Funded Ratio		74.7%
▶ Date of Last Valuation		1/1/18
▶ Actuary		Stone
▶ Assumed Rate of Return		7.25%
▶ Funding Schedule		3.46% Total Increasing
▶ Year Fully Funded		2024
▶ Unfunded Liability		\$30.1 M
▶ Total Pension Appropriation (Fiscal 2019)		\$6.6 M
	ACTIVE	RETIRED
▶ Number of Members	284	281
▶ Total Payroll/Benefit	\$14.6 M	\$7.5 M
▶ Average Salary/Benefit	\$51,600	\$26,800
▶ Average Age	49	76
▶ Average Service	12.6 years	NA

ASSET ALLOCATION (12/31/18)



EARNED INCOME OF DISABILITY RETIREES (2017)

▶ Number of Disability Retirees	16
▶ Number Who Reported Earnings	4
▶ Number of Excess Earners	0
▶ Total Amount of Refund Due	\$0.00

▶ 2018 Return	-4.35%
▶ 2018 Market Value	\$88.1 M
▶ 2014-2018 (Annualized)	6.09%
▶ 1985-2018 (Annualized)	8.59%