

## Stoneham

Town Hall  
35 Central Street  
Stoneham, MA 02180  
Phone: 781-279-2635  
Fax: 781-438-6906

### Board Members

David Castellarin, Kathleen Sullivan,  
John Scullin, Francis Gould,  
Janice Houghton\*  
\*indicates Chairperson

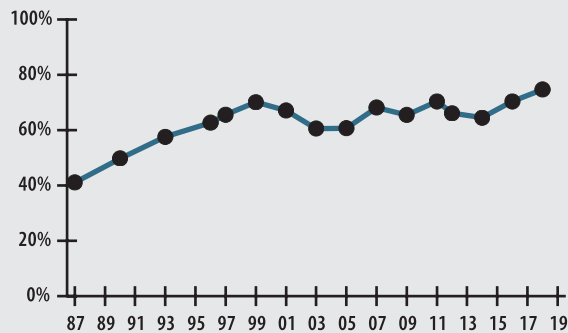
### Board Administrator

Karen DeAngelis

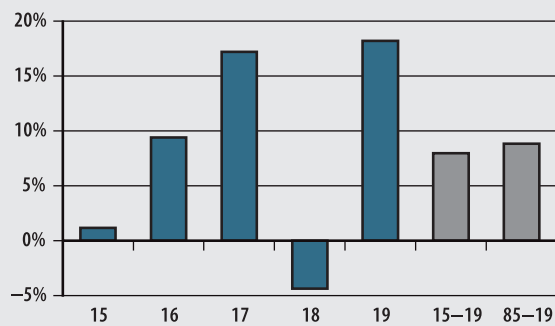
### Board Meeting

Typically the 4th Tuesday of the month  
at 2:00 pm

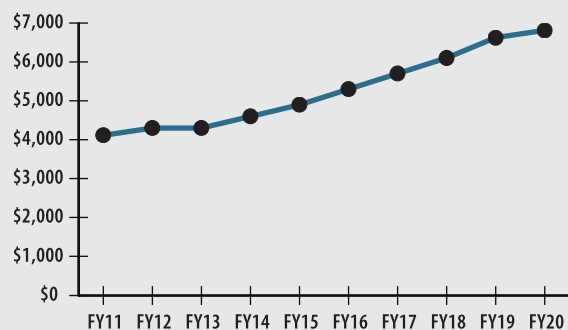
### FUNDED RATIO (1987-2019)



### INVESTMENT RETURN (2015-2019, 5 YEAR AND 35 YEAR AVERAGES)



### 10-YEAR HISTORY OF APPROPRIATIONS (IN THOUSANDS)



### INVESTMENT RETURN HISTORY

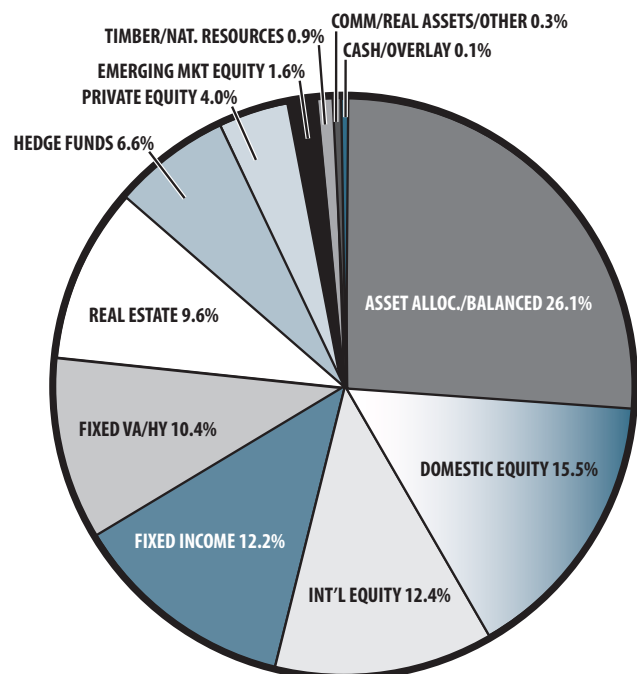
<u>35 years 2019</u>	<u>34 years 2018</u>	<u>33 years 2017</u>
8.85%	8.59%	9.01%
<u>10 years 2019</u>	<u>10 years 2018</u>	<u>10 years 2017</u>
9.04%	8.99%	5.74%
<u>5 years 2019</u>	<u>5 years 2018</u>	<u>5 years 2017</u>
7.97%	6.09%	10.11%

## ACTUARIAL

▶ Funded Ratio	74.7%
▶ Date of Last Valuation	1/1/18
▶ Actuary	Stone
▶ Assumed Rate of Return	7.25%
▶ Funding Schedule	3.46% Total Increasing
▶ Year Fully Funded	2024
▶ Unfunded Liability	\$30.1 M
▶ Total Pension Appropriation (Fiscal 2020)	\$6.8 M

	ACTIVE	RETIRED
▶ Number of Members	284	281
▶ Total Payroll/Benefit	\$14.6 M	\$7.5 M
▶ Average Salary/Benefit	\$51,600	\$26,800
▶ Average Age	49	76
▶ Average Service	12.6 years	NA

## ASSET ALLOCATION (12/31/19)



## EARNED INCOME OF DISABILITY RETIREES (2018)

▶ Number of Disability Retirees	16
▶ Number Who Reported Earnings	5
▶ Number of Excess Earners	0
▶ Total Amount of Refund Due	\$0.00

▶ 2019 Return	18.21%
▶ 2019 Market Value	\$103.2 M
▶ 2015-2019 (Annualized)	7.97%
▶ 1985-2019 (Annualized)	8.85%