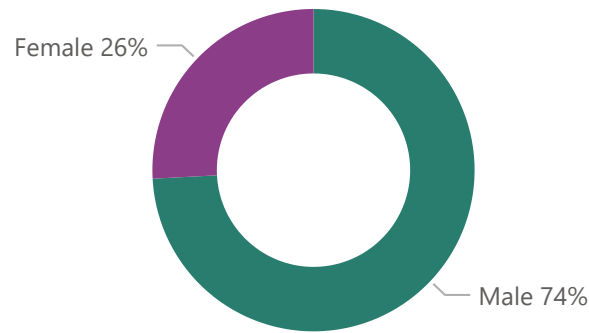


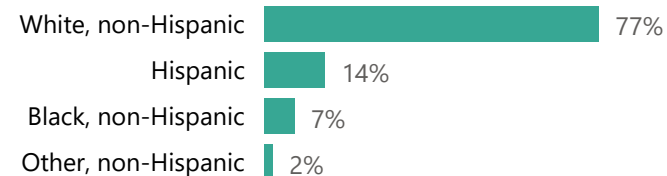
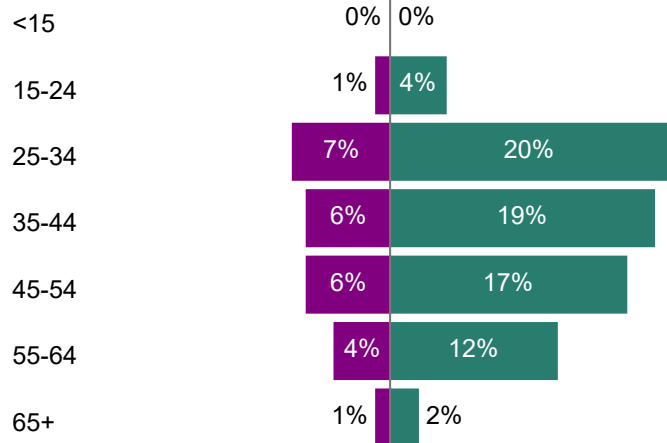
# Summary of Unintentional and Undetermined Intent Drug Overdose Deaths in Massachusetts – 2019

2,221 total deaths (32.2 per 100,000 population)

## Who died of a drug overdose?

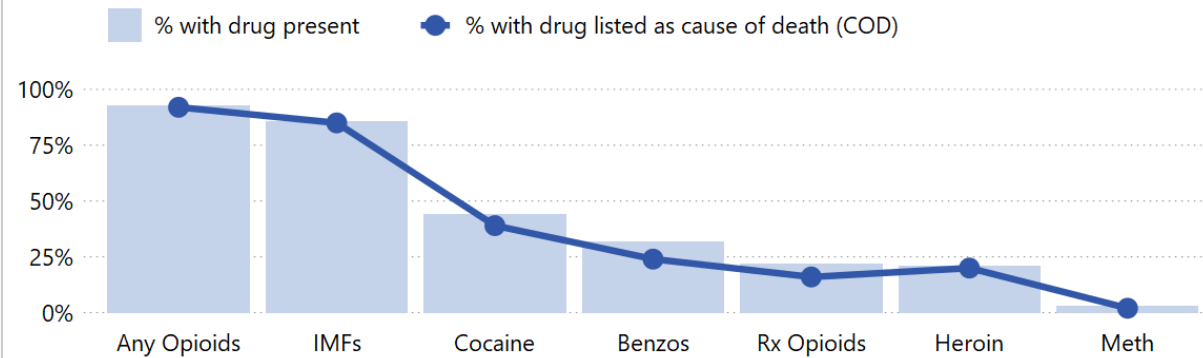


● Female ● Male

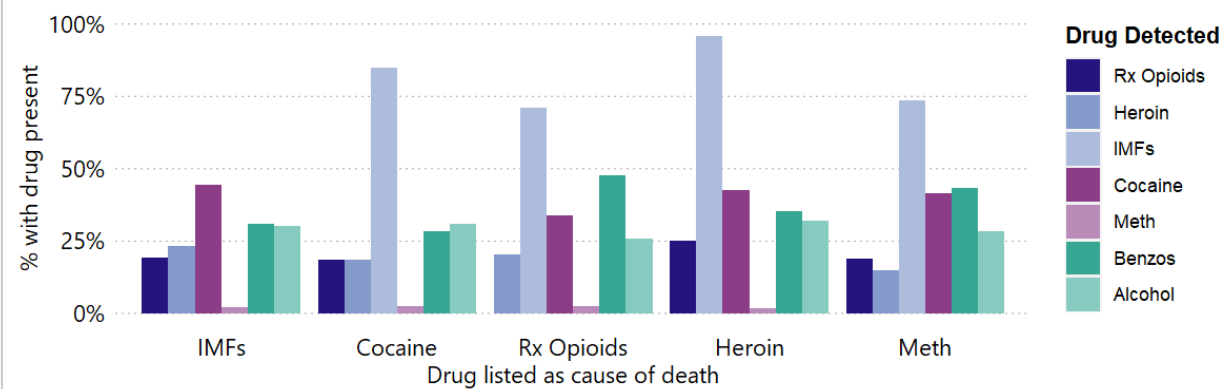


27% of people who died of a drug overdose were 25-34 years old, 77% were White, non-Hispanic, and 74% were male.

## What drugs<sup>1</sup> were identified?

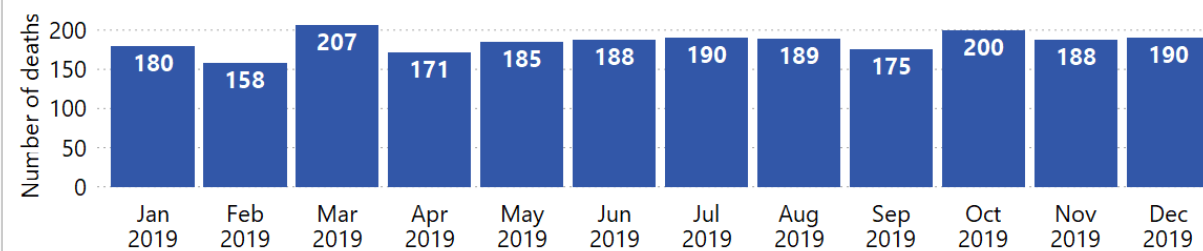


## Additional drug classes detected among drug overdose deaths by COD drug<sup>2</sup>

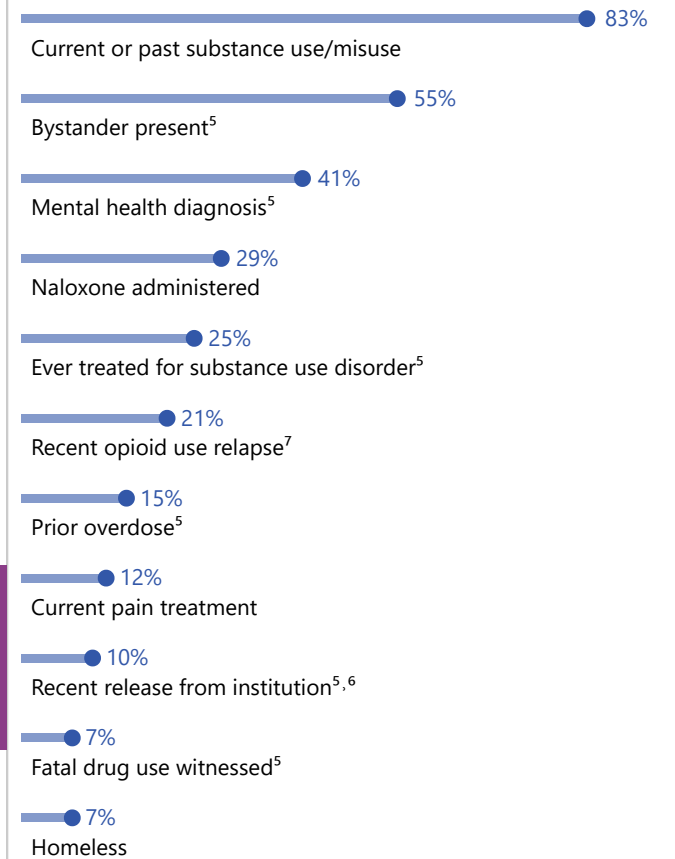
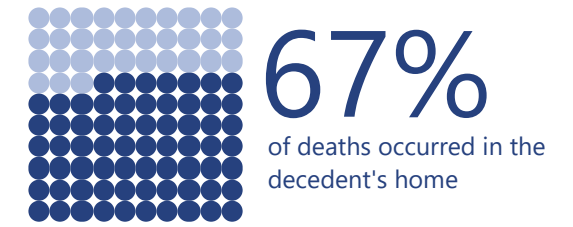


93% of all deaths involved any opioids. 77% of all deaths had more than one drug class present. 70% of all deaths with illicitly manufactured fentanyl (IMFs) listed as cause of death also had another drug class present; the most common drug class present with IMFs was cocaine.

## How many drug overdose deaths occurred by month<sup>3</sup>?



## What circumstances<sup>4</sup> were documented?



81% of decedents had at least one potential opportunity for linkage to care prior to death or implementation of a life-saving action<sup>5</sup> at the time of overdose.

Data come from death certificate information, medical examiner or coroner reports, and forensic toxicology results entered into the State Unintentional Drug Overdose Reporting System (SUDORS); the number of deaths in SUDORS might not match the number in CDC WONDER. Percentages are among decedents with known information. Abbreviations - COD: Cause of death; Meth: Methamphetamine; IMFs: Illicitly manufactured fentanyl and fentanyl analogs; Benzos: Benzodiazepines. <sup>1</sup>Drugs within a graph are not mutually exclusive. <sup>2</sup>Graph is among decedents with multiple drug categories present. <sup>3</sup>Based on date of death where available; if date of death is missing, date pronounced dead is used. Trend bars representing 1-9 decedents are suppressed. <sup>4</sup>Circumstances represent evidence available in source documents; these are likely underestimated as death investigators might have limited information. Percentages are among decedents with a medical examiner or coroner report and at least one field completed on the tab that captures overdose-specific circumstances in the NVDRS/SUDORS web-system except death location which is among all decedents. <sup>5</sup>Potential opportunity for linkage to care or life-saving action includes recent institutional release, previous nonfatal overdose, mental health diagnosis, ever having been treated for substance use disorder, bystander present when fatal overdose occurred, and fatal drug use witnessed. <sup>6</sup>Release within a month before death from institutional settings such as prisons/jails, residential treatment facilities, and psychiatric hospitals. <sup>7</sup>Recent period of opioid use abstinence followed by relapse.



Centers for Disease Control and Prevention  
National Center for Injury Prevention and Control