

LOT

Water Elev = 96.2

Inv Elev = 94.6

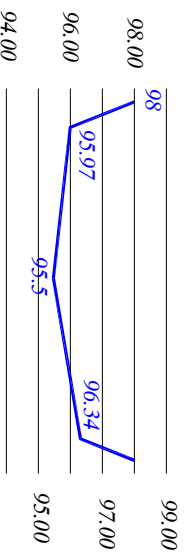
Inv Elev = 94.0

Water Elev = 96.2

# Dunshire Drive

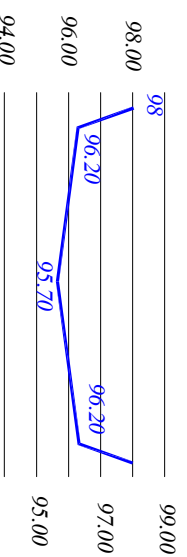
Deep Brook @ 50' +/- Stations

1" = 6' 3/20/2020



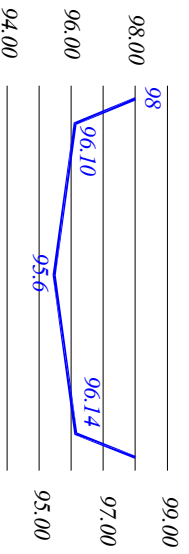
L=8.8'+/-

0+50



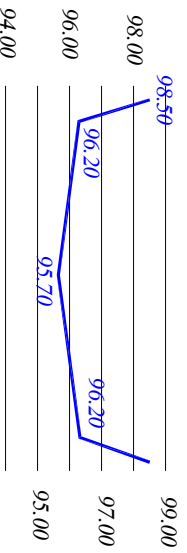
L=12.4'+/-

2+50



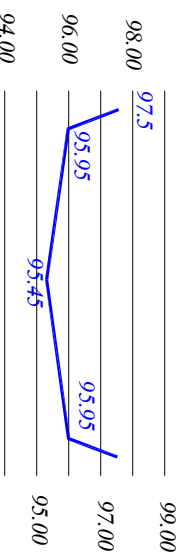
L=12.7'+/-

1+00



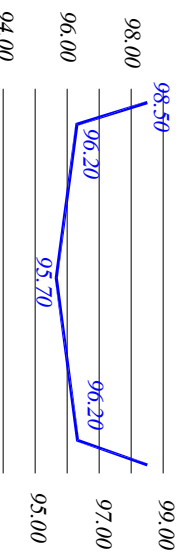
L=11.5'+/-

3+00



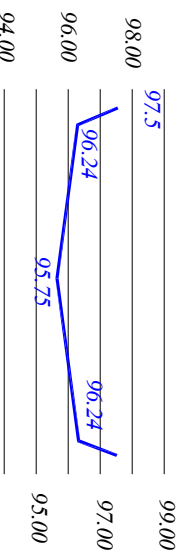
L=9.6'+/-

1+50



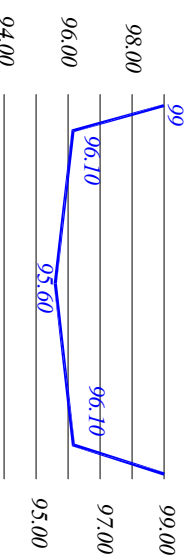
L=10.6'+/-

4+50



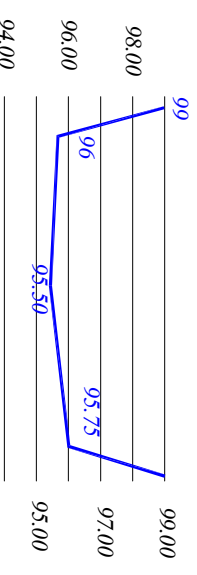
L=12.6'+/-

2+00




L=11.6'+/-

4+00



L=12.7'+/-

5+00



L=12.4'+/-

5+00