
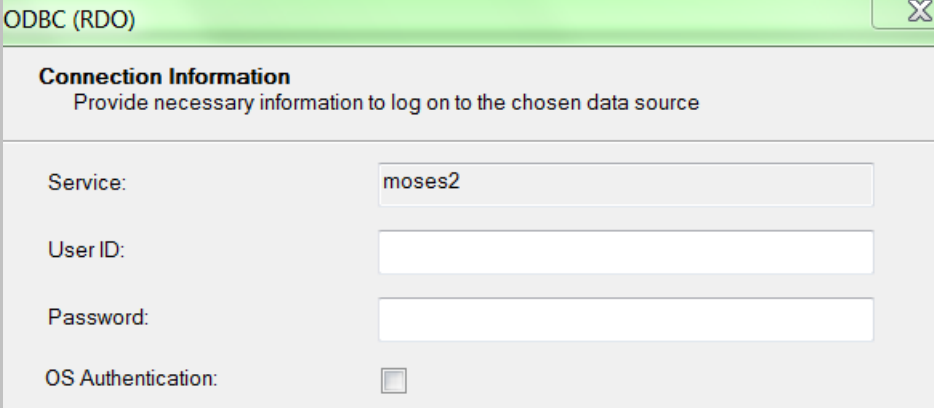
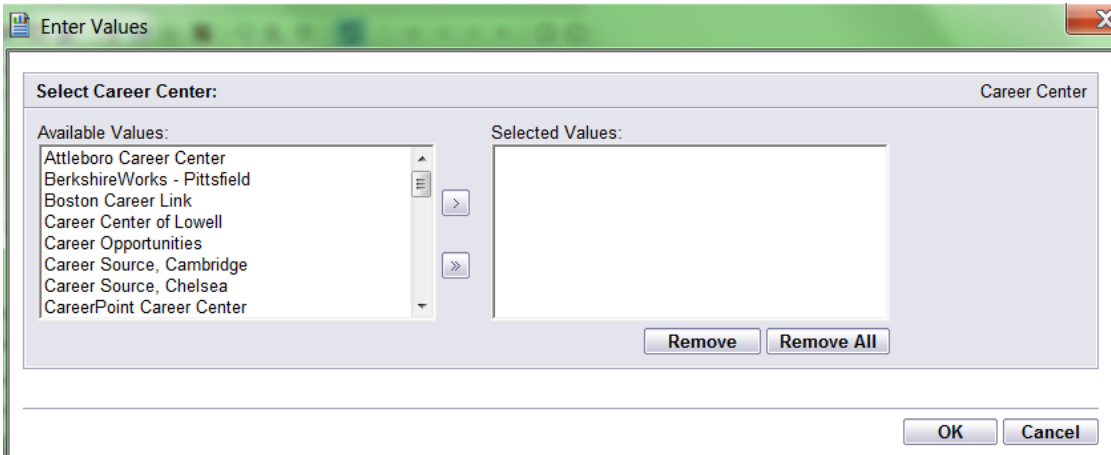


Steps to Generate the [TAA Benchmarks Report for Completion TRA Eligibility](http://www.mass.gov/massworkforce/resources/crystal-reports-project/rapid-response-neg-trade/)

Please note: the name of the report is: **TAA Benchmarks Report for Completion TRA Eligibility**

Steps	Action Required
1	Go to TAA Benchmarks Report for Completion TRA Eligibility http://www.mass.gov/massworkforce/resources/crystal-reports-project/rapid-response-neg-trade/
2	To open the “ Outstanding Benchmarks for Completion TRA Eligibility ” report go to the refresh symbol  or hit F5 once is open a Window will pop out (ODBC (RDO) Connection Information
3	<p>The (ODBC (RDO) Connection Information Window will open Enter MOSES login information (Username and Password) Click Finish</p> 
4	<p>Enter Values window will open. Select your Career Center and click OK</p> 
5	<p>The Outstanding Benchmarks for Completion TRA Eligibility report will generate</p> 